



DEPARTMENT OF REGULATORY AND ECONOMIC RESOURCES (RER)
BOARD AND CODE ADMINISTRATION DIVISION

MIAMI-DADE COUNTY
PRODUCT CONTROL SECTION
11805 SW 26 Street, Room 208
Miami, Florida 33175-2474
T (786) 315-2590 F (786) 315-2599

NOTICE OF ACCEPTANCE (NOA)

www.miamidade.gov/economy

Metal Sales Manufacturing Corporation
545 South 3rd Street, Suite 200
Louisville, KY 40202

SCOPE:

This NOA is being issued under the applicable rules and regulations governing the use of construction materials. The documentation submitted has been reviewed and accepted by Miami-Dade County RER- Product Control Section to be used in Miami Dade County and other areas where allowed by the Authority Having Jurisdiction (AHJ).

This NOA shall not be valid after the expiration date stated below. The Miami-Dade County Product Control Section (In Miami Dade County) and/or the AHJ (in areas other than Miami Dade County) reserve the right to have this product or material tested for quality assurance purposes. If this product or material fails to perform in the accepted manner, the manufacturer will incur the expense of such testing and the AHJ may immediately revoke, modify, or suspend the use of such product or material within their jurisdiction. RER reserves the right to revoke this acceptance, if it is determined by Miami-Dade County Product Control Section that this product or material fails to meet the requirements of the applicable building code.

This product is approved as described herein and has been designed to comply with the High Velocity Hurricane Zone of the Florida Building Code.

DESCRIPTION: 0.024” (min.) Galvanized Structural Steel Wall Panel

APPROVAL DOCUMENT: Drawing No. R-B, titled “ R-Panel Profile ”, sheet 1 of 1, prepared by Yoosef Lavi, P.E., dated December 08, 2017, signed and sealed by Yoosef Lavi, P.E., on December 30, 2017 bearing the Miami-Dade County Product Control Renewal stamp with the Notice of Acceptance number and the expiration date by the Miami-Dade County Product Control Section.

MISSILE IMPACT RATING: Large and Small Missile Impact Resistant

LABELING: Each panel shall bear a permanent label with the manufacturer's name or logo, Jacksonville, FL and the following statement: "Miami-Dade County Product Control Approved", unless otherwise noted herein.

RENEWAL of this NOA shall be considered after a renewal application has been filed and there has been no change in the applicable building code negatively affecting the performance of this product.

TERMINATION of this NOA will occur after the expiration date or if there has been a revision or change in the materials, use, and/or manufacture of the product or process. Misuse of this NOA as an endorsement of any product, for sales, advertising or any other purposes shall automatically terminate this NOA. Failure to comply with any section of this NOA shall be cause for termination and removal of NOA.

ADVERTISEMENT: The NOA number preceded by the words Miami-Dade County, Florida, and followed by the expiration date may be displayed in advertising literature. If any portion of the NOA is displayed, then it shall be done in its entirety.

INSPECTION: A copy of this entire NOA shall be provided to the user by the manufacturer or its distributors and shall be available for inspection at the job site at the request of the Building Official.

This NOA **renews NOA #18-0131.04** and consists of this page 1, evidence submitted pages E-1, E-2, & E-3 as well as approval document mentioned above.

The submitted documentation was reviewed by **Carlos M. Utrera, P.E.**



NOA No. 20-0331.02
Expiration Date: 04/22/2025
Approval Date: 04/16/2020

Metal Sales Manufacturing Corporation

NOTICE OF ACCEPTANCE: EVIDENCE SUBMITTED

1. EVIDENCE SUBMITTED UNDER PREVIOUS NOA #03-0430.08

A. DRAWINGS

1. *Drawing No. R-B, titled "R-Panel Profile", sheet 1 of 1, prepared by Yoosef Lavi, P.E., dated March 08, 2004, signed and sealed by Yoosef Lavi, P.E.*

B. TEST

1. *Test report on Uniform Static Air Pressure test and Air & Water Infiltration tests on Wall Panels over Galvanized Steel supports prepared by Farabaugh Engineering and Testing, Inc., report No. T300-02, dated November 29, 2002, signed and sealed by Patrick J. Farabaugh, P.E. and Daniel G. Farabaugh, P.E.*
2. *Test report on Large Missile Impact test and Cyclic Wind Pressure test on Wall Panels over Galvanized Steel supports prepared by Farabaugh Engineering and Testing, Inc., report No. T299-02, dated November 29, 2002, signed and sealed by Patrick J. Farabaugh, P.E. and Daniel G. Farabaugh, P.E.*
3. *Salt Spray – 1000 hours per ASTM B 117.*
4. *Accelerated Weathering 2000 hours per ASTM G 23.*

C. CALCULATIONS

1. *Panel allowable calculation and Fasteners verification prepared by Yoosef Lavi, P.E., 20 pages, dated April 03, 2003 signed and sealed by Yoosef Lavi, P.E.*

D. QUALITY ASSURANCE

1. *By Miami-Dade County Building Code Compliance Office.*

E. MATERIAL CERTIFICATION

1. *Tensile test report of metal panel, prepared by West Penn Material Evaluation, dated December 03, 2002.*

2. EVIDENCE SUBMITTED UNDER PREVIOUS APPROVAL # 09-0113.01

A. DRAWINGS

1. *Drawing No. R-B, titled "R-Panel Profile", sheet 1 of 1, prepared by Yoosef Lavi, P.E., dated March 08, 2004, signed and sealed by Yoosef Lavi, P.E.*

B. TEST

1. *None.*

C. CALCULATIONS

1. *None.*



Carlos M. Utrera, P.E.
Product Control Examiner
NOA No. 20-0331.02
Expiration Date: 04/22/2025
Approval Date: 04/16/2020

Metal Sales Manufacturing Corporation

NOTICE OF ACCEPTANCE: EVIDENCE SUBMITTED

D. QUALITY ASSURANCE

1. *By Miami-Dade County Building Code Compliance Office.*

E. MATERIAL CERTIFICATION

1. *None.*

3. EVIDENCE SUBMITTED UNDER PREVIOUS APPROVAL #13-0905.04

A. DRAWINGS

1. *Drawing No. R-B, titled "R-Panel Profile", sheet 1 of 1, prepared by Yoosef Lavi, P.E., dated March 19, 2014, signed and sealed by Yoosef Lavi, P.E., on March 19, 2014.*

B. TEST

1. *None.*

C. CALCULATIONS

1. *None.*

D. QUALITY ASSURANCE

1. *By Miami-Dade County Department of Regulatory and Economic Resources.*

A. MATERIAL CERTIFICATION

1. *None.*

4. EVIDENCE SUBMITTED UNDER PREVIOUS APPROVAL #15-0318.01

A. DRAWINGS

1. *None.*

B. TEST

1. *Test report on Uniform Static Air Pressure test on Wall Panels over Galvanized Steel supports prepared by Farabaugh Engineering and Testing, Inc., report No. T126-15, dated March 03, 2015, signed and sealed by Daniel G. Farabaugh, P.E.*

C. CALCULATIONS

1. *None.*

D. QUALITY ASSURANCE

1. *By Miami-Dade County Department of Regulatory and Economic Resources.*

E. MATERIAL CERTIFICATION

1. *Tensile test Report #T126-15.*



Carlos M. Utrera, P.E.
Product Control Examiner
NOA No. 20-0331.02
Expiration Date: 04/22/2025
Approval Date: 04/16/2020

Metal Sales Manufacturing Corporation

NOTICE OF ACCEPTANCE: EVIDENCE SUBMITTED

5. EVIDENCE SUBMITTED UNDER PREVIOUS APPROVAL #15-0601.01

A. DRAWINGS

1. *Drawing No. R-B, titled "R-Panel Profile", sheet 1 of 1, prepared by Yoosef Lavi, P.E., dated March 15, 2015, signed and sealed by Yoosef Lavi, P.E., on July 06, 2015.*

B. TEST

1. *None.*

C. CALCULATIONS

1. *None.*

D. QUALITY ASSURANCE

1. *By Miami-Dade County Department of Regulatory and Economic Resources.*

E. MATERIAL CERTIFICATION

1. *None.*

6. EVIDENCE SUBMITTED UNDER PREVIOUS NOA #18-0131.04

A. DRAWINGS

1. *Drawing No. R-B, titled "R-Panel Profile", sheet 1 of 1, prepared by Yoosef Lavi, P.E., dated Dec. 08, 2017, signed and sealed by Yoosef Lavi, P.E., on Dec. 30, 2017.*

B. TEST

1. *None.*

C. CALCULATIONS

1. *None.*

D. QUALITY ASSURANCE

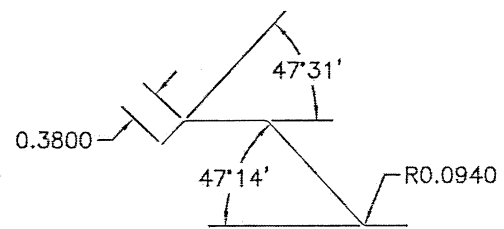
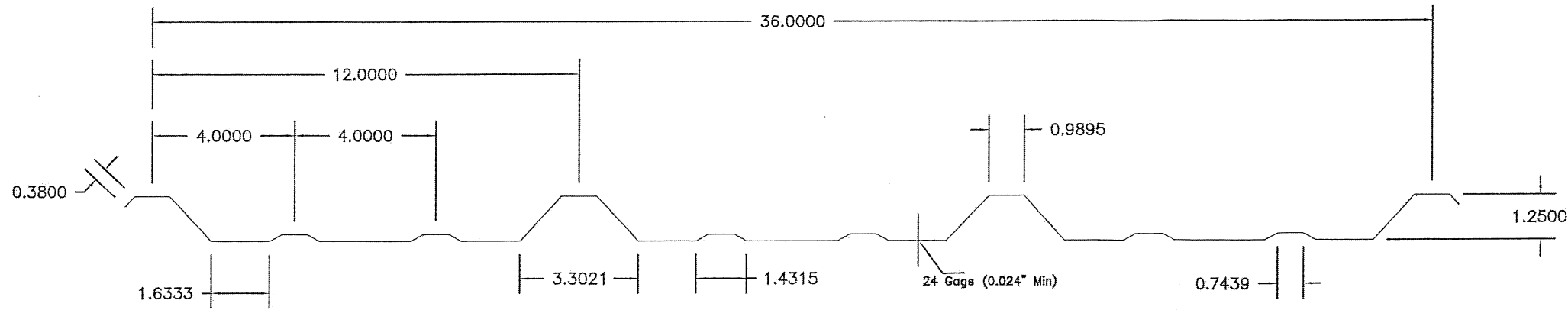
1. *By Miami-Dade County Department of Regulatory and Economic Resources.*

E. MATERIAL CERTIFICATION

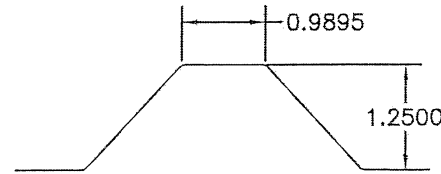
1. *None.*



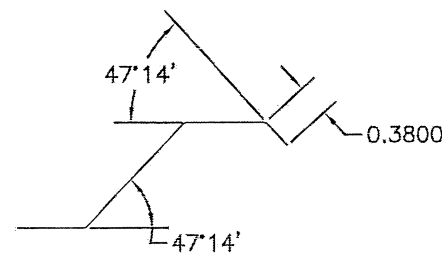
Carlos M. Utrera, P.E.
Product Control Examiner
NOA No. 20-0331.02
Expiration Date: 04/22/2025
Approval Date: 04/16/2020



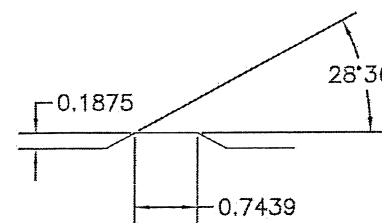
OVERLAP RIB DETAIL INBOARD SIDE



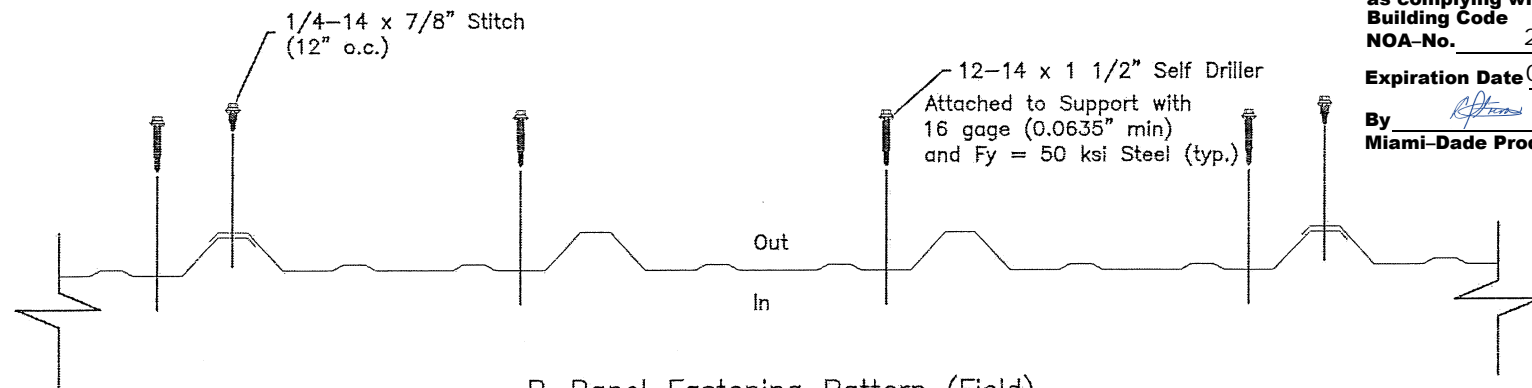
CENTER RIB DETAIL



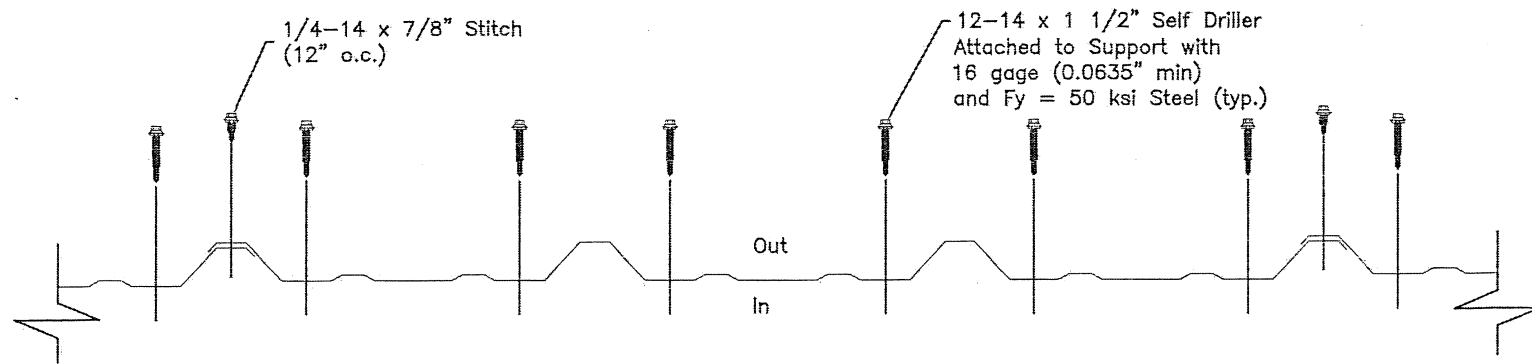
OUTBOARD RIB DETAIL NO BEARING LEG



MINOR RIB DETAIL



R-Panel Fastening Pattern (Field)




R-Panel Fastening Pattern (Ends & Endlap Splice)

PRODUCT RENEWED
as complying with the Florida
Building Code
NOA-No. 20-0331.02
Expiration Date 04/22/2025
By *[Signature]*
Miami-Dade Product Control

PRODUCT REVISED
as complying with the Florida
Building Code
Acceptance No. 18-0131.04
Expiration Date 04/22/2020
By *[Signature]*
Miami-Dade Product Control

YOOSEF LAVI, P.E.
CONSULTING ENGINEER
10300 N. CENTER EXPRESSWAY, SUITE #322
DALLAS, TEXAS 75231
T: (214)840-0049 F: (214)840-0087



The structural Wall R-Panel shown on this Product Approval Document has been designed in accordance with the Florida Building Code - 6th Edition (2017). Design wind loads shall be determined as per Section 1609 of the above mentioned code and in accordance w/ ASCE 7-10 standard.

All steel sheet metal Wall R-Panels shall be 24 ga. (0.024" min.) and conforms to structural quality ASTM A 792, Grade 50, with $F_y = 50$ ksi (minimum) or to be galvanized G90 as per ASTM A 653 designation.

All screws to be Hex Head, Self-Drilling, Non Corrosive "Zac" Screws as manufactured by SFS Intec.

Installation of this Wall R-Panel shall be based on this Product Approval Document with NO deviation from the conditions detailed on this document.

Installation of this Wall R-Panel shall be onto purlins with 16 ga. (0.0635" min. thickness) with fasteners as shown on this Product Approval Document.

This Product Approval Document will be considered invalid if modified.

Site specific projects shall be prepared by a Florida Registered Engineer or Architect which will become the professional of record (P.O.R.) for the project and who will be responsible for the proper use of this P.A.D.

This Wall R-Panel's manufacturer's permanent label shall be placed at bottom of each panel.

The Permanent Label shall read as follows:
Metal Sales Manufacturing Corp.
Jacksonville, Florida
Miami-Dade County Product Control Approved.

This 24 ga. (0.024" min.) Wall R-Panel shall be used for wall construction only. Every Wall R-Panel project shall be constructed using the same details shown on this drawing including:

1. Details of all panel material characteristics and sections with dimensions and thickness.
2. Assembly details including all connections and fastener diagram with size and location.
3. Panel maximum design pressure for the wall field, and end zones shall be equal to or less than the lowest pressure obtained from the panel allowables shown below.

The maximum design pressure for this 24 ga. (0.024" min.) Wall R-Panel in the wall's field, and end zones shall be the lowest pressure calculated based on the following panels allowable:

1. Maximum allowable bending moment of panel at supports = 112.5 ft.-lbs.*
2. Maximum allowable bending moment of panel between supports = 90 ft.-lbs.*
3. EI value of panel = 1,284,827 lbs.-in²*
4. Maximum allowable deflection of the wall panel = $L/240$.
5. Maximum support reaction = 247.5 lbs.*

Maximum allowable Wall R-Panel's Span = 5.00 ft.

Dwg. No. R-B	File Name: R-Panel Profile	
Sheet No. 1 of 1	Date: 12/8/2017	