



DEPARTMENT OF REGULATORY AND ECONOMIC RESOURCES (RER)
BOARD AND CODE ADMINISTRATION DIVISION

NOTICE OF ACCEPTANCE (NOA)

MIAMI-DADE COUNTY
PRODUCT CONTROL SECTION

11805 SW 26 Street, Room 208
Miami, Florida 33175-2474
T (786) 315-2590 F (786) 315-2599

www.miamidade.gov/economy

Wayne Dalton a Div. of Overhead Door Corporation
3395 Addison Drive
Pensacola, FL 32514

SCOPE: This NOA is being issued under the applicable rules and regulations governing the use of construction materials. The documentation submitted has been reviewed and accepted by Miami-Dade County RER-Product Control Section to be used in Miami-Dade County and other areas, where allowed by the Authority Having Jurisdiction (AHJ).

This NOA shall not be valid after the expiration date stated below. The Miami-Dade County Product Control Section (In Miami-Dade County) and/or the AHJ (in areas other than Miami-Dade County) reserve the right to have this product or material tested for quality assurance purposes. If this product or material fails to perform in the accepted manner, the manufacturer will incur the expense of such testing and the AHJ may immediately revoke, modify, or suspend the use of such product or material within their jurisdiction. RER reserves the right to revoke this acceptance if it is determined by Miami-Dade County Product Control Section that this product or material fails to meet the requirements of the applicable building code.

This product is approved as described herein and has been designed to comply with the Florida Building Code, including the High Velocity Hurricane Zone.

DESCRIPTION: Code 2300 Insulated Steel Sectional Garage Door up to 9ft.-2in. Wide with Optional Impact Resistant Glazing

APPROVAL DOCUMENT: Drawing No. **353185**, titled "Windload Specification Option Code 2300", sheets 1 through 4 of 4, dated 04/09/2014, with last revision **P1**, dated 03/14/2018, prepared by Wayne Dalton a Div. of Overhead Door Corporation, signed and sealed by Dwayne J. Kornish, P.E., bearing the Miami-Dade County Product Control revision stamp with the Notice of Acceptance number and expiration date by the Miami-Dade County Product Control Section.

MISSILE IMPACT RATING: Large and Small Missile Impact Resistant

LABELING: A permanent label with the manufacturer's name or logo, manufacturing addresses in Pensacola, FL or Mt. Hope, OH, model number, the positive and negative design pressure rating, indicate impact rated if applicable, installation instruction drawing reference number, approval number (NOA), the applicable test standards, and the statement reading 'Miami-Dade County Product Control Approved' is to be located on the door's sidetrack, bottom angle, or inner surface of a panel.

LIMITATION: This door has not been tested for air infiltration.

RENEWAL of this NOA shall be considered after a renewal application has been filed and there has been no change in the applicable building code negatively affecting the performance of this product.

TERMINATION of this NOA will occur after the expiration date or if there has been a revision or change in the materials, use, and/or manufacture of the product or process. Misuse of this NOA as an endorsement of any product, for sales, advertising or any other purposes shall automatically terminate this NOA. Failure to comply with any section of this NOA shall be cause for termination and removal of NOA.

ADVERTISEMENT: The NOA number preceded by the words Miami-Dade County, Florida, and followed by the expiration date may be displayed in advertising literature. If any portion of the NOA is displayed, then it shall be done in its entirety.

INSPECTION: A copy of this entire NOA shall be provided to the user by the manufacturer or its distributors and shall be available for inspection at the job site at the request of the Building Official.

This NOA revises NOA # **19-1015.08** and consists of this page 1 and evidence pages E-1, E-2 and E-3, as well as approval document mentioned above.

The submitted documentation was reviewed by **Carlos M. Utrera, P.E.**



NOA-No. 20-1106.20
Expiration Date: December 4, 2024
Approval Date: February 04, 2021
Page 1

Wayne Dalton a Div. of Overhead Door Corporation

NOTICE OF ACCEPTANCE: EVIDENCE SUBMITTED

1. EVIDENCE SUBMITTED UNDER PREVIOUS NOA's

A. DRAWINGS “Submitted under NOA # 16-0119.10”

1. Drawing No. **353185**, titled “Windload Specification Option Code 2300”, sheets 1 through 4 of 4, dated 04/09/2014, prepared by Overhead Door Corporation, signed and sealed by Mark A. Sawicki, P.E. on 01/07/2016.

B. TESTS “Submitted under NOA # 14-0204.12”

1. Addendum letter to Architectural Testing’s test report # **C9366.01-801-18**, dated 07/07/2014, signed and sealed by Vinu J. Abraham, P.E.
2. Test reports on 1) Uniform Static Air Pressure Test, Loading per FBC TAS 202-94
2) Large Missile Impact Test per FBC, TAS 201-94
3) Cyclic Wind Pressure Loading per FBC, TAS 203-94
4) Forced Entry Test, per FBC, TAS 202-94
5) Tensile Test per ASTM E8
along with marked-up drawings and installation diagram of Series 8300, Option Code 2206 (2300), 9’2”x 8’ Sectional Garage Doors, prepared by Architectural Testing, Inc., Test Report No. **C9366.01-801-18**, dated 10/02/2013, signed and sealed by Vinu J. Abraham, P.E.
3. Test report on Salt Fog Spray per ASTM B117 prepared by Environmental Testing Laboratory, Inc., Test Report No. **12732**, dated 06/22/2013, signed by Brady Richard.

C. CALCULATIONS “Submitted under NOA # 14-0204.12”

1. Structural and anchor calculations prepared by Overhead Door Corporation, dated 06/26/2014, signed and sealed by Mark A. Sawicki, P.E.
2. Structural and anchor calculations prepared by Overhead Door Corporation, dated 01/28/2014, signed and sealed by Mark A. Sawicki, P.E.

D. QUALITY ASSURANCE

1. Miami-Dade Department of Regulatory and Economic Resources (RER).

E. MATERIAL CERTIFICATIONS “Submitted under NOA # 14-0204.12”

1. Test report on flame spread and smoke developed of BASF polyurethane foam per ASTM E84, Test Report # RJ1980-3, dated 07/20/2012, prepared by QAI Laboratories, signed by Greg Banasky.
2. Test report on ignition temperature of BASF polyurethane foam per ASTM D1929, Test Report # 01.17794.01.304, dated 12/20/2012, prepared by Southwest Research Institute, signed by Matthew S. Blais.



Carlos M. Utrera, P.E.
Product Control Examiner
NOA-No. 20-1106.20

Expiration Date: December 4, 2024
Approval Date: February 04, 2021

Wayne Dalton a Div. of Overhead Door Corporation

NOTICE OF ACCEPTANCE: EVIDENCE SUBMITTED

E. MATERIAL CERTIFICATIONS (CONTINUED)

3. Notice of Acceptance No. **12-0605.05** issued to Bayer MaterialScience LLC (MA) for its Makrolon Polycarbonate Sheets, approved on 12/06/2012 and expiring on 08/27/2017.

F. STATEMENTS “Submitted under NOA # 16-0119.10”

1. Statement letter of code conformance to the 5th edition (2014) FBC issued by Overhead Door Corporation, dated 01/06/2016, signed and sealed by Mark A. Sawicki, P.E.

“Submitted under NOA # 14-0204.12”

2. Statement letter of code conformance to 2010 FBC issued by Overhead Door Corporation, dated 01/24/2014, signed and sealed by Mark A. Sawicki, P.E.
3. Statement letter of no financial interest issued by Overhead Door Corporation, dated 01/24/2014, signed and sealed by Mark A. Sawicki, P.E.

2. EVIDENCE SUBMITTED UNDER NOA #'s 18-0417.09 & 19-1015.08

A. DRAWINGS

1. Drawing No. **353185**, titled “Windload Specification Option Code 2300”, sheets 1 through 4 of 4, dated 04/09/2014, with revision **P1** dated 03/14/2018, prepared by Wayne Dalton a Div. of Overhead Door Corporation, signed and sealed by Dwayne J. Kornish, P.E.

B. TESTS

1. None.

C. CALCULATIONS

1. None.

D. QUALITY ASSURANCE

1. Miami-Dade Department of Regulatory and Economic Resources (RER).

E. MATERIAL CERTIFICATIONS

1. Notice of Acceptance No. **17-1219.02** issued to Covestro, LLC for its Makrolon Polycarbonate Sheets, approved on 03/22/2018 and expiring on 08/27/2022.

F. STATEMENTS

1. Statement letter of code conformance to the **6th edition (2017) FBC**, issued by Wayne Dalton, dated 03/13/2018, signed and sealed by Dwayne J. Kornish P.E.



Carlos M. Utrera, P.E.
Product Control Examiner
NOA-No. 20-1106.20

Expiration Date: December 4, 2024
Approval Date: February 04, 2021

Wayne Dalton a Div. of Overhead Door Corporation

NOTICE OF ACCEPTANCE: EVIDENCE SUBMITTED

3. NEW EVIDENCE SUBMITTED

A. DRAWINGS

1. None.

B. TESTS

1. None.

C. CALCULATIONS

1. None.

D. QUALITY ASSURANCE

1. Miami-Dade Department of Regulatory and Economic Resources (RER).

E. MATERIAL CERTIFICATIONS

1. Test report on flame spread and smoke developed of BASF polyurethane foam per ASTM E84, Test Report # RJ7233F-1, dated 10/14/2019, prepared by QAI Laboratories, Inc. and signed by Brian Ortega.
2. Test report on ignition temperature of BASF polyurethane foam per ASTM D1929, Test Report # 10399361SAT-4, dated 10/14/2019, prepared by Intertek Building & Construction (B&C), signed by Servando Romo.
3. Notice of Acceptance No. **18-0918.06** issued to Plaskolite, LLC for its TUFFAK Polycarbonate Sheets, approved on 11/15/2018 and expiring on 08/27/2022.

F. STATEMENTS

1. Statement letter of code conformance to the **7th edition (2020) FBC**, issued by Wayne Dalton a Div. of Overhead Door Corporation, dated 01/21/2021, signed and sealed by Dwayne J. Kornish P.E.



Carlos M. Utrera, P.E.
Product Control Examiner
NOA-No. 20-1106.20

Expiration Date: December 4, 2024
Approval Date: February 04, 2021

A
SHEET 3

B
SHEET 3

C
SHEET 3

D
SHEET 3

16 GA DOUBLE
END STILE

DOOR

(10) SECTION DOORS WITH
(15) 3" 20 GA 80 KSI U-BARS
LOCATED AS SHOWN

(9) SECTION DOORS WITH
(14) 3" 20 GA 80 KSI U-BARS
LOCATED AS SHOWN

(8) SECTION DOORS WITH
(12) 3" 20 GA 80 KSI U-BARS
LOCATED AS SHOWN

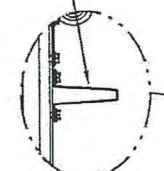
(7) SECTION DOORS WITH
(11) 3" 20 GA 80 KSI U-BARS
LOCATED AS SHOWN

(6) SECTION DOORS WITH
(9) 3" 20 GA 80 KSI U-BARS
LOCATED AS SHOWN

(5) SECTION DOORS WITH
(8) 3" 20 GA 80 KSI U-BARS
LOCATED AS SHOWN

(4) SECTION DOORS WITH
(6) 3" 20 GA 80 KSI U-BARS
LOCATED AS SHOWN

ALL U-BARS SHALL BE ATTACHED WITH (2)
1/4-14x7/8" SELF DRILLING CRIMPTITE SCREWS
AT EACH HINGE LOCATION AND BETWEEN ALL END
HINGES AND INTERMEDIATE HINGES. A MINIMUM OF
(14) FASTENERS ARE TO BE USED.



PRODUCT RENEWED
as complying with the Florida
Building Code
NOA-No. 19-1015.08

Expiration Date 12/04/2024

By *[Signature]*
Miami-Dade Product Control

PRODUCT REVISED
as complying with the Florida
Building Code
NOA-No. 18-0417.09

Expiration Date 12/04/2019

By *[Signature]*
Miami-Dade Product Control

PRODUCT REVISED
as complying with the Florida
Building Code
NOA-No. 20-1106.20


Expiration Date 12/04/2024

By *[Signature]*
Miami-Dade Product Control

Wayne Dalton
GARAGE DOORS
3395 ADDISON DRIVE
PENSACOLA, FLORIDA 32514
(850) 474-9890

STATIC PRESSURE RATINGS		APPROVED SIZES		SCALE: N.T.S.		SIZE: A	
DESIGN (PSF):	+45.00/-52.00	MAX WIDTH:	9'-2"	DATE	NAME		
TEST (PSF):	+69.00/-78.00	MAX HEIGHT:	24'-0"	DRAWN	4/9/14	GRT	
IMPACT/CYCLIC RATED (YES/NO):	YES	MAX SECTION HEIGHT: 24"	CHECKED	DATE	INITIALS		
MODELS 4600/4650/6600/8300/8500/5150/5200/TM515/TM525		WINDLOAD SPECIFICATION OPTION CODE 2300		SHEET 2 OF 4		DRAWING PART NO. 353185	
						REV. P1	

REVISIONS
P1 UPDATED TITLE BLOCK
ESC 3/14/18



[Signature]
3/14/2018

DWAYNE J. KORNISH, PE
4576 COUNTY ROAD 180
MOUNT HOPE, OHIO
FL PE 77945
TR PE 117868
PROFESSIONAL ENGINEER'S SEAL PROVIDED ONLY FOR
VERIFICATION OF WINDLOAD CONSTRUCTION DETAILS

NOTES:

1. IMPACT RESISTANT GLAZING OPTION - IMPACT RESISTANT GLAZING SYSTEM MAY BE INSTALLED IN TOP OR INTERMEDIATE SECTION (WITH OR WITHOUT DECORATIVE INSERTS). GLAZING SHALL BE 1/4" POLYCARBONATE. MAXIMUM GLAZING DIMENSIONS SHALL BE 14" x 46" CUTOUT, FASTENED WITH A MINIMUM #8 X 1" SMS: 3X ALONG THE HORIZONTAL AND 3X ALONG THE VERTICAL. THE MINIMUM BITE SHALL BE .375". SEE DETAIL E ON SHEET 3 FOR ASSEMBLY DETAILS.

2. VINYL OR WOOD DOOR STOP NAILED A MAXIMUM OF 6" O.C. MUST OVERLAP TOP AND BOTH ENDS OF PANELS MINIMUM 7/16" TO MEET NEGATIVE PRESSURES.

3. KEY LOCKS, SLIDE LOCKS, OR OPERATOR REQUIRED.

4. LOUVER OPTION - LOUVERS MAY BE INSTALLED IN DOOR IF THE AREA OF EACH LOUVER DOES NOT EXCEED 60 IN². DOOR VENTS LARGER THAN 60 IN² MUST BE TESTED FOR IMPACT.

5. POLYURETHANE FOAM SHALL BE SANDWICHED BETWEEN FACER STEEL HAVING A MINIMUM 26 GA THICKNESS G-40 WITH PRIME COAT WITH A MINIMUM YIELD STRENGTH OF 46.8 KSI AND BACKER STEEL HAVING A MINIMUM 29 GA THICKNESS G-40 WITH PRIME COAT. OVERALL SECTION THICKNESS SHALL BE MINIMUM 1-5/16".

6. A 4-1/2" x 6" x 22 GA BACKER PLATE IS TO BE LOCATED AT EVERY INTERMEDIATE AND OUTER END HINGE LOCATION.

7. THE DESIGN OF THE SUPPORTING STRUCTURAL ELEMENTS SHALL BE THE RESPONSIBILITY OF THE PROFESSIONAL OF RECORD FOR THE BUILDING OR STRUCTURE AND IN ACCORDANCE WITH CURRENT BUILDING CODES FOR THE LOADS LISTED ON THIS DRAWING.

8. DOOR JAMB TO BE MINIMUM 2x6 STRUCTURAL GRADE LUMBER.

9. FOR LOW HEAD ROOM LIFT CONDITIONS, TOP BRACKET SHALL BE A 13 GA LHR 7/4 TOP BRACKET WITHOUT PUSHNUTS AND WITH A MINIMUM OF (3) 1/4-14x7/8" SELF DRILLING CRIMPTITE SCREWS IN LIEU OF THE BRACKET SHOWN ON THIS DRAWING. U-BAR ON TOP SECTION SHALL BE INSTALLED ON TOP OF LHR TOP BRACKETS.

13 GA HORIZ ANGLE

13 GA FLAG ANGLE

16 GA MIN HORIZ TRACK

5/16x1-5/8" LAG SCREW (MIN 4 AS SHOWN)

(4) 1/4-20x9/16" LARGE HEAD TRACK BOLTS OR 1/4-20 STUDS WITH 1/4-20 HEX NUTS

15 GA MIN VERT TRACK

1/4-20x9/16" TRACK BOLT AND 1/4-20 HEX NUT AT EACH JB-US JAMB BRACKET LOCATION

5/16x1-5/8" LAG SCREW AT EACH JAMB BRACKET

15 GA STIFFENED JAMB BRACKETS SEE SCHEDULE FOR QUANTITY, LOCATION, AND TYPE

KEY LOCK OR SLIDE LOCK BOTH ENDS (NOT REQUIRED WITH OPERATOR - SEE NOTE 3). SLIDE LOCK SHOWN FOR CLARITY

NOTE: (4) SECTION SOLID DOOR SHOWN. SEE NOTE 1 THIS SHEET FOR GLAZING OPTIONS.

SUPERIMPOSED DESIGN PRESSURE LOADS ON SUPPORTING STRUCTURE

DOOR WIDTH	DOOR HEIGHT	UNIFORM LOAD EACH JAMB (PLF)
8'-2"	ALL	+187.8/-212.3
9'-2"	ALL	+210.8/-238.3

JAMB BRACKET SCHEDULE

DOOR HEIGHT	NO. OF SECTIONS	NO. OF JAMB BRACKETS (EACH JAMB)	LOCATION OF CENTERLINE OF JAMB BRACKETS MEASURED FROM BOTTOM OF TRACK (ALL DIMENSIONS ± 2")
6'-6"	4	7	2" (JB-US), 10" (JB-US), 21-3/4" (JB-US), 29-3/4" (JB-US), 39" (JB-US), 48" (JB-US), 57-1/4" (JB-US)
7'-0"	4	7	2" (JB-US), 10" (JB-US), 21-3/4" (JB-US), 29-3/4" (JB-US), 42" (JB-US), 52-1/2" (JB-US), 63-1/4" (JB-US)
7'-6"	4 OR 5	8	2" (JB-US), 10" (JB-US), 18-3/4" (JB-US), 26-3/4" (JB-US), 36" (JB-US), 45" (JB-US), 54-1/4" (JB-US), 74-1/2" (JB-US)
8'-0"	4 OR 5	8	2" (JB-US), 10" (JB-US), 21-3/4" (JB-US), 29-3/4" (JB-US), 39" (JB-US), 48" (JB-US), 57-1/2" (JB-US), 75-1/2" (JB-US)

NOTE:

(JB-US) FOLLOWING DIMENSION DENOTES SLOTTED JAMB BRACKET ATTACHED TO TRACK WITH 1/4-20x9/16" TRACK BOLT AND NUT AS SHOWN ABOVE.

ALL DOORS GREATER THAN 8' IN HEIGHT REQUIRE USE OF CONTINUOUS WALL ANGLE. SEE SHEET 3 FOR DETAILS.

DOORS MAY USE 3" TRACK IN LIEU OF 2" TRACK.E.

PRODUCT REVISED
as complying with the Florida Building Code
NOA-No. **18-0417.09**

Expiration Date **12/04/2019**

By *[Signature]*
Miami-Dade Product Control

PRODUCT REVISED
as complying with the Florida Building Code
NOA-No. **20-1106.20**

Expiration Date **12/04/2024**

By *[Signature]*
Miami-Dade Product Control


PRODUCT RENEWED
as complying with the Florida Building Code
NOA-No. **19-1015.08**

Expiration Date **12/04/2024**

By *[Signature]*
Miami-Dade Product Control

Wayne Dalton
GARAGE DOORS
3395 ADDISON DRIVE
PENSACOLA, FLORIDA 32514
(850) 474-9890

STATIC PRESSURE RATINGS		APPROVED SIZES		SCALE: N.T.S.		SIZE: A	
DESIGN (PSF):	+46.00/-52.00	MAX WIDTH:	9'-2"	DATE	NAME		
TEST (PSF):	+69.00/-78.00	MAX HEIGHT:	24'-0"	DRAWN	4/9/14	GRT	
IMPACT/CYCLIC RATED (YES/NO):	YES	MAX SECTION HEIGHT:	24"	CHECKED	DATE	INITIALS	
MODELS 4600/4650/6600/8300/8500/5150/5200/TM515/TM525				SHEET 1 OF 4			
WINDLOAD SPECIFICATION OPTION CODE 2300				DRAWING PART NO.		REV.	
				353185		P1	



DWAYNE J. KORNISH, PE
4576 COUNTY ROAD 160
MCINTOSH, OHIO
FL PE 77945
TX PE 117868

PROFESSIONAL ENGINEER'S SEAL PROVIDED ONLY FOR VERIFICATION OF WINDLOAD CONSTRUCTION DETAILS.

[Signature] 3/14/2018

REVISIONS

P1 UPDATED TITLE BLOCK
ESC 3/14/18

(2) 12 GA COMMERCIAL 'L' FRAME
TOP BRACKETS ATTACHED WITH (4)
1/4-20x7/8" SELF DRILLING SCREWS
(2 THROUGH U-BAR AND TOP
BRACKET)

13 GA ROLLER SLIDE ATTACHED
TO BRACKET WITH 5/16-18 BOLT
& NUT IN THE CENTER SLOT

ADD (2) 1/4-14x7/8"
SELF DRILLING CRIMPTITE SCREWS
(INSIDE OF EACH INSIDE END HINGE)

2" STEEL ROLLER WITH 9" GRADE
1144 OR EQUIVALENT STEM AND
7/16" PUSH NUT AT EACH ROLLER
LOCATION LOCATED BETWEEN THE
BRACKET OR HINGE (EXCEPT
PUSHNUT LOCATED ON THE TOP
AND BOTTOM ROLLER IS LOACTED
OUTSIDE OF BOTH BRACKETS). 1/4"
MAX BETWEEN PUSH NUT AND
OUTER HINGE.

(2) 14 GA WIDE BODY END
HINGES EACH ATTACHED WITH
(4) 1/4-14x7/8" SELF
DRILLING CRIMPTITE SCREWS

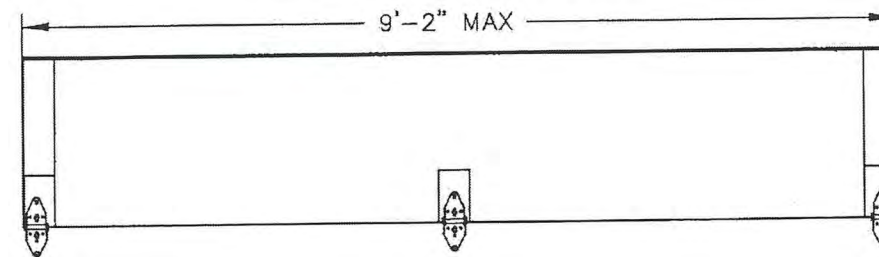
14 GA WIDE BODY
INTERMEDIATE HINGE
ATTACHED WITH (4)
1/4-14x7/8" SELF DRILLING
CRIMPTITE SCREWS

12 GA EXTENSION BRACKET
ATTACHED WITH (3) 1/4-14x7/8"
SELF DRILLING CRIMPTITE SCREWS
(2 THROUGH U-BAR AND BRACKET)

14 GA BOTTOM BRACKET
ATTACHED WITH (2)
1/4-14x7/8" SELF DRILLING
CRIMPTITE SCREWS THROUGH
U-BAR AND BOTTOM BRACKET
AND (1) 1/4-14x5/8" SELF
DRILLING TAMPER RESISTANT
SCREW

NOTE: IF 3" TRACK IS USED, THEN END
HINGES TO BE 11 GA MODIFIED HINGES.
ROLLERS TO BE 3" STEEL ROLLERS WITH
9/16" DIA. X 9" LONG SHAFT AT ALL
LOCATIONS EXCEPT TOP AND BOTTOM.
TOP AND BOTTOM ROLLERS TO BE 3"
STEEL ROLLERS WITH 7/16" DIA. X 9"
LONG SHAFT. PUSH NUTS ONLY USED
AT TOP AND BOTTOM ROLLER
LOCATIONS.

HINGE & BACKER PLATE LOCATIONS



DETAIL A

DETAIL B

DETAIL C

DETAIL D

DETAIL E

PRODUCT REVISED
as complying with the Florida
Building Code
NOA-No. 20-1106.20

Expiration Date 12/04/2024

By *[Signature]*
Miami-Dade Product Control

T-5 6063 ALUMINUM
INTERIOR FRAME

T-5 6063
ALUMINUM
EXTERIOR
FRAME

SHEETMETAL SCREW
1/4" POLYCARBONATE

PRODUCT REVISED
as complying with the Florida
Building Code
NOA-No. 18-0417.09

Expiration Date 12/04/2019

By *[Signature]*
Miami-Dade Product Control

PRODUCT RENEWED
as complying with the Florida
Building Code
NOA-No. 19-1015.08

Expiration Date 12/04/2024

By *[Signature]*
Miami-Dade Product Control


Wayne Dalton
GARAGE DOORS

3395 ADDISON DRIVE
PENSACOLA, FLORIDA 32514
(850) 474-9890

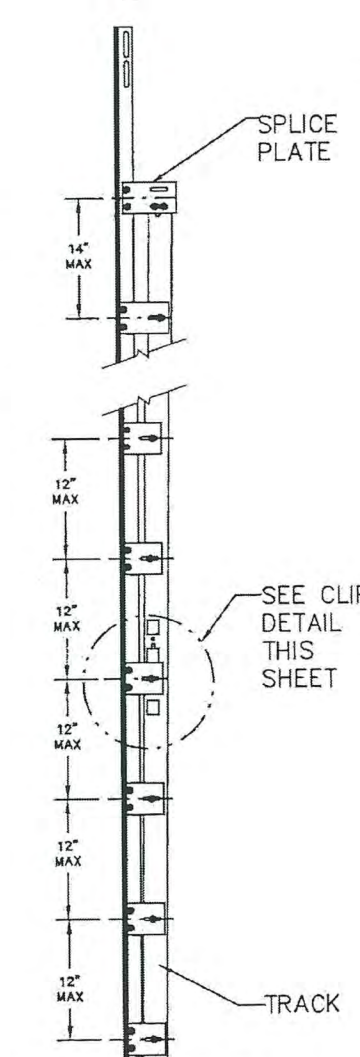
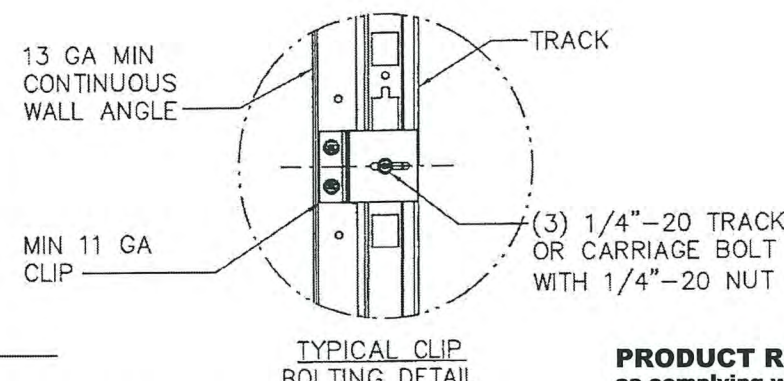
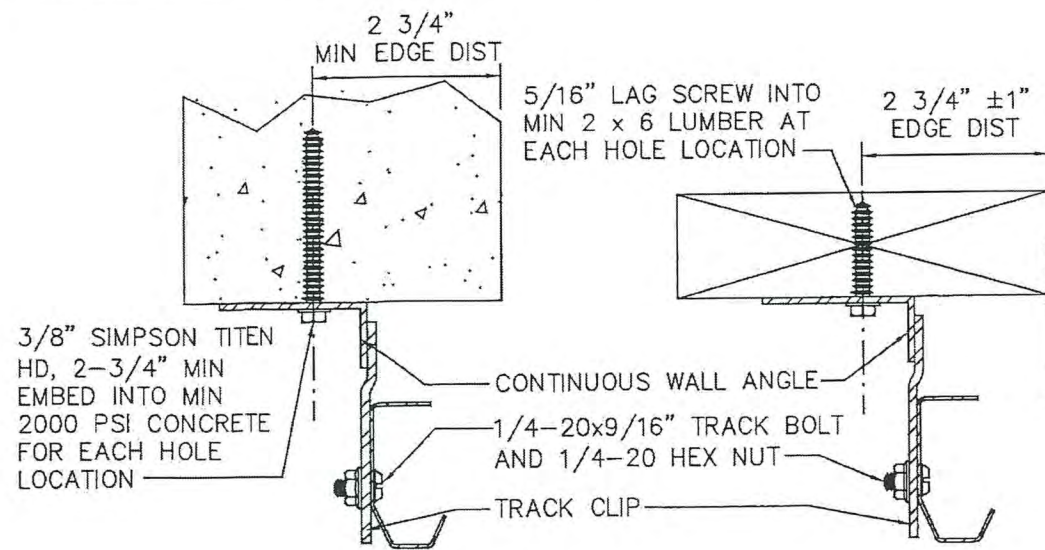
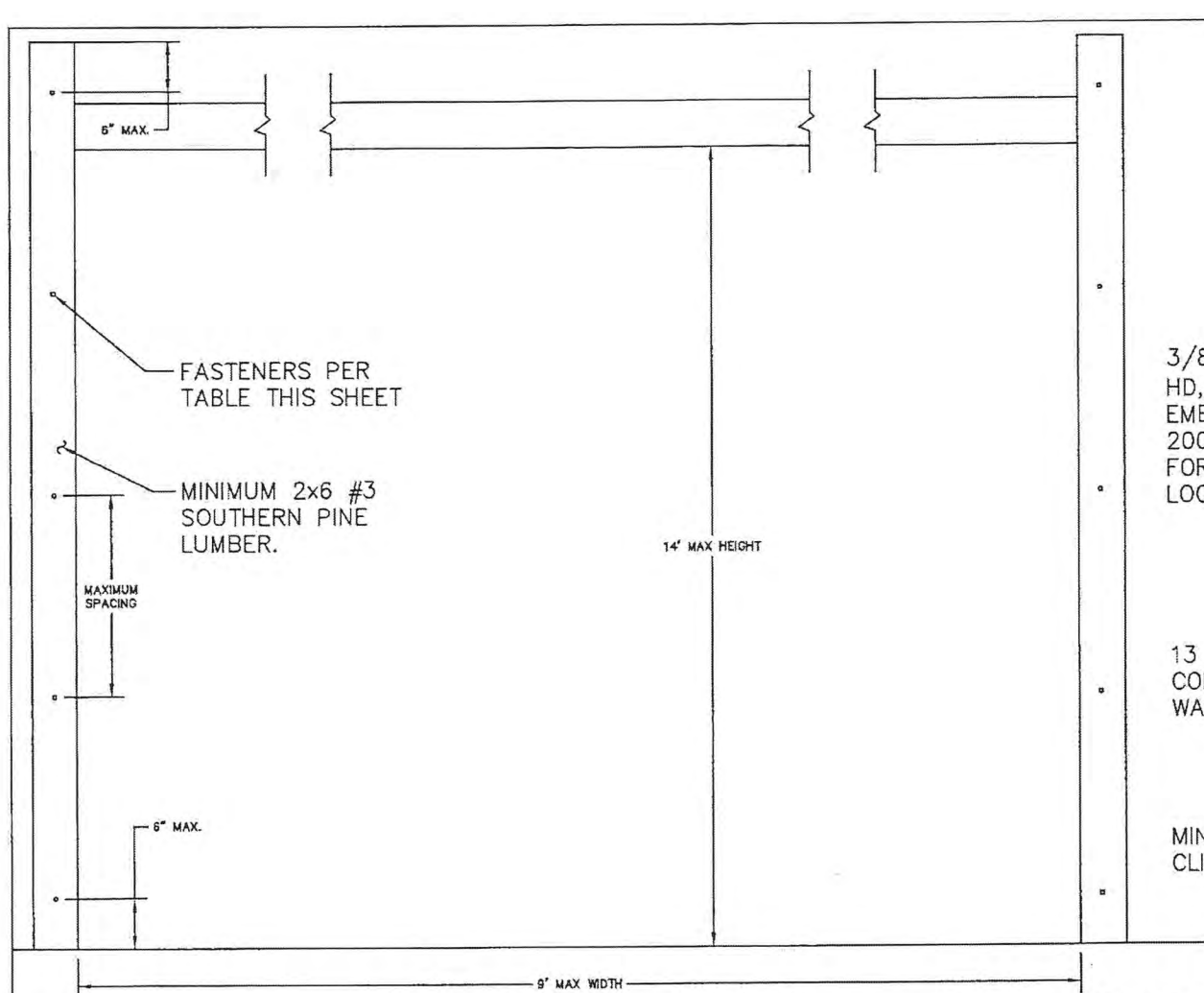
STATIC PRESSURE RATINGS		APPROVED SIZES		SCALE: N.T.S.		SIZE: A	
DESIGN (PSF):	+46.00/-52.00	MAX WIDTH:	9'-2"	DATE	NAME		
TEST (PSF):	+69.00/-78.00	MAX HEIGHT:	24'-0"	DRAWN	4/9/14	GRT	
IMPACT/CYCLIC RATED (YES/NO): YES		MAX SECTION HEIGHT: 24'	CHECKED	DATE	INITIALS		
MODELS 4600/4650/6600/8300/8500/5150/5200/TM515/TM525				SHEET 3 OF 4			
WINDLOAD SPECIFICATION OPTION CODE 2300				DRAWING PART NO.		REV.	
				353185		P1	

REVISIONS

P1 UPDATED TITLE BLOCK
ESC 3/14/18



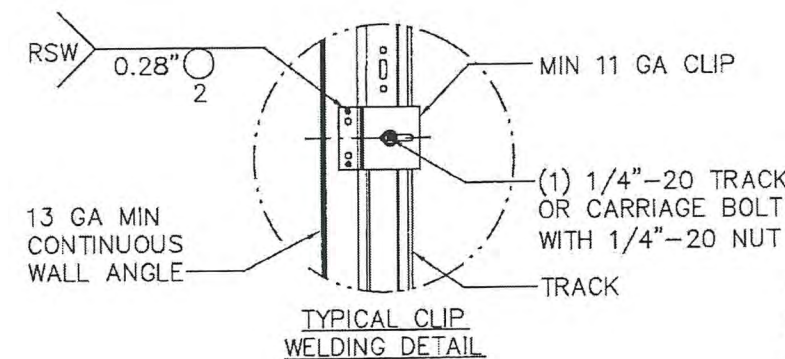
DWAYNE J. KORNISH, PE
4576 COUNTY ROAD 160
MOUNT HOPE, OHIO
FL PE 77945
TX PE 172653
PROFESSIONAL ENGINEER'S SEAL PROVIDED ONLY FOR
VERIFICATION OF WINDLOAD CONSTRUCTION DETAILS



1. BASED ON 3/8" SIMPSON TITEN HEAVY DUTY SCREW ANCHOR WITH A 1" O.D. WASHER INTO CONCRETE WITH A MINIMUM EMBEDMENT DEPTH OF 2-3/4" AND A MINIMUM EDGE DISTANCE OF 2-3/4".
2. BASED ON 3/8" SIMPSON TITEN HEAVY DUTY SCREW ANCHOR WITH A 1" O.D. WASHER INTO GROUT FILLED CMU WITH A MINIMUM EMBEDMENT DEPTH OF 2-3/4", A MINIMUM EDGE DISTANCE OF 4", AND A MINIMUM END DISTANCE OF 4". CONCRETE MASONRY UNITS SHALL CONFORM TO ASTM C90 AND GROUT SHALL CONFORM TO ASTM C476.
3. BASED ON 3/8" DIAMETER x 3" LONG LAG SCREWS WITH 1" O.D. WASHERS WITH A 1-9/32" THREAD PENETRATION INTO SEASONED DRY WOOD SUPPORTING STRUCTURE.
4. PROVIDE QUANTITY OF SCREW ANCHORS OR LAG SCREWS AS REQUIRED TO MAINTAIN MAXIMUM SPACING AS SHOWN IN TABLE WITH A MINIMUM OF THREE (3) SCREW ANCHORS OR LAG SCREWS PER JAMB. SCREW ANCHORS OR LAG SCREWS AT TOP AND BOTTOM OF JAMB SHALL BE PLACED A MAXIMUM OF 6" FROM THE END OF THE JAMB.
5. LOAD PER JAMB CALCULATED TO BE A MAXIMUM OF +210.8/-238.3 LBS PER FOOT.
6. CHART INCLUDES A SAFETY FACTOR OF 4.
7. DOOR JAMB TO BE MINIMUM 2x6 NO. 3 SOUTHERN PINE LUMBER (MIN) MOUNTED DIRECTLY TO SUPPORT STRUCTURE.
8. DESIGN OF THE SUPPORT STRUCTURE SHALL BE THE SOLE RESPONSIBILITY OF THE BUILDING DESIGNER AND SHALL BE DESIGNED FOR THE LOADS LISTED IN NOTE 5.
9. SCREW ANCHORS OR LAG SCREWS SHALL BE INSTALLED PER MANUFACTURER'S WRITTEN INSTRUCTIONS.


PRODUCT RENEWED
as complying with the Florida
Building Code
NOA-No. **19-1015.08**
Expiration Date **12/04/2024**
By *[Signature]*
Miami-Dade Product Control

CLIPS TO BE EITHER BOLTED OR WELDED. SEE DETAILS THIS PAGE.




PRODUCT REVISED
as complying with the Florida
Building Code
NOA-No. **18-0417.09**
Expiration Date **12/04/2019**
By *[Signature]*
Miami-Dade Product Control

CONTINUOUS WALL ANGLE DETAILS



MAX SPACING OF ANCHORS/SCREWS PER JAMB (IN)		
3/8" SIMPSON TITEN HD SCREW ANCHOR TO MINIMUM 2000 PSI CONCRETE ^{NOTE 1}	3/8" SIMPSON TITEN HD SCREW ANCHOR TO MINIMUM 2000 PSI GROUT FILLED CMU ^{NOTE 2}	3/8" x 3" LONG LAG SCREW ^{NOTE 3}
24	24	24

PRODUCT REVISED
as complying with the Florida
Building Code
NOA-No. **20-1106.20**
Expiration Date **12/04/2024**
By *[Signature]*
Miami-Dade Product Control



STATIC PRESSURE RATINGS		APPROVED SIZES	SCALE: N.T.S.	SIZE: A
DESIGN (PSF):	+46.00/-52.00	MAX WIDTH: 9'-2"	DATE	NAME
TEST (PSF):	+69.00/-78.00	MAX HEIGHT: 24'-0"	DRAWN 4/9/14	GRT
IMPACT/CYCLIC RATED (YES/NO):	YES	MAX SECTION HEIGHT: 24"	CHECKED	DATE INITIALS
MODELS 4600/4650/6600/8300/8500/5150/5200/TM515/TM525		SHEET 4 OF 4		
WINDLOAD SPECIFICATION OPTION CODE 2300		DRAWING PART NO.	REV.	
		353185	P1	