



DEPARTMENT OF REGULATORY AND ECONOMIC RESOURCES (RER)
BOARD AND CODE ADMINISTRATION DIVISION

NOTICE OF ACCEPTANCE (NOA)

MIAMI-DADE COUNTY
PRODUCT CONTROL SECTION
11805 SW 26 Street, Room 208
Miami, Florida 33175-2474
T (786) 315-2590 F (786) 315-2599
www.miamidade.gov/building

E.S. Windows, LLC
3550 NW 49th Street
Miami, FL 33142

SCOPE:

This NOA is being issued under the applicable rules and regulations governing the use of construction materials. The documentation submitted has been reviewed and accepted by Miami-Dade County RER-Product Control Section to be used in Miami-Dade County and other areas where allowed by the Authority Having Jurisdiction (AHJ).

This NOA shall not be valid after the expiration date stated below. The Miami-Dade County Product Control Section (In Miami-Dade County) and/ or the AHJ (in areas other than Miami-Dade County) reserve the right to have this product or material tested for quality assurance purposes. If this product or material fails to perform in the accepted manner, the manufacturer will incur the expense of such testing and the AHJ may immediately revoke, modify, or suspend the use of such product or material within their jurisdiction. RER reserves the right to revoke this acceptance if it is determined by Miami-Dade County Product Control Section that this product or material fails to meet the requirements of the applicable building code.

This product is approved as described herein and has been designed to comply with the Florida Building Code, including the High Velocity Hurricane Zone.

DESCRIPTION: Series "2000/2050" Aluminum Horizontal Sliding Window – L.M.I.

APPROVAL DOCUMENT: Drawing No. **W03-75**, titled "Series-2000/2050 Alum. Horiz. Sliding Wdw. (L.M.I.)", sheets 1, 1.1, 2 and 3 through 9 of 9, dated 08/27/03, with revision **J** dated 11/05/20, prepared by Al-Farooq Corporation, signed and sealed by Jalal Farooq, P.E., bearing the Miami-Dade County Product Control Revision stamp with the Notice of Acceptance number and expiration date by the Miami-Dade County Product Control Section.

MISSILE IMPACT RATING: Large and Small Missile Impact Resistant

LABELING: Each unit shall bear a permanent label with the manufacturer's name or logo, **Barranquilla, Colombia**, model/series, and following statement: "Miami-Dade County Product Control Approved", unless otherwise noted herein.

RENEWAL of this NOA shall be considered after a renewal application has been filed and there has been no change in the applicable building code negatively affecting the performance of this product.

TERMINATION of this NOA will occur after the expiration date or if there has been a revision or change in the materials, use, and/ or manufacture of the product or process. Misuse of this NOA as an endorsement of any product, for sales, advertising or any other purposes shall automatically terminate this NOA. Failure to comply with any section of this NOA shall be cause for termination and removal of NOA.


ADVERTISEMENT: The NOA number preceded by the words Miami-Dade County, Florida, and followed by the expiration date may be displayed in advertising literature. If any portion of the NOA is displayed, then it shall be done in its entirety.

INSPECTION: A copy of this entire NOA shall be provided to the user by the manufacturer or its distributors and shall be available for inspection at the job site at the request of the Building Official.

This NOA **revises NOA No. 17-1114.05** and consists of this page 1 and evidence pages E-1, E-2, E-3 and E-4, as well as approval document mentioned above.

The submitted documentation was reviewed by **Manuel Perez, P.E.**




1/27/21

NOA No. 20-1202.06
Expiration Date: November 06, 2023
Approval Date: February 04, 2021
Page 1

NOTICE OF ACCEPTANCE: EVIDENCE SUBMITTED


1. EVIDENCE SUBMITTED UNDER PREVIOUS NOA's

A. DRAWINGS

1. Manufacturer's die drawings and sections.
(Submitted under NOA No. 03-0910.02)
2. Drawing No. **W03-75**, titled "Series-2000/2500 Alum. Horiz. Sliding Wdw. (L.M.I.)", sheets 1, 1.1, 2 and 3 through 9 of 9, dated 08/27/03, with revision **I** dated 09/27/17, prepared by Al-Farooq Corporation, signed and sealed by Javad Ahmad, P.E.
(Submitted under NOA No. 17-1114.05)

B. TESTS

1. Test reports on: 1) Air Infiltration Test, per FBC, TAS 202-94
2) Uniform Static Air Pressure Test, Loading per FBC TAS 202-94
3) Water Resistance Test, per FBC, TAS 202-94
4) Large Missile Impact Test per FBC, TAS 201-94
5) Cyclic Wind Pressure Loading per FBC, TAS 203-94
6) Forced Entry Test, per FBC 2411.3.2.1, and TAS 202-94
along with marked-up drawings and installation diagram of a horizontal sliding window, prepared by Fenestration Testing Laboratory, Inc., Test Report No. **FTL-5811**, dated 02/16/09, signed and sealed by Michael R. Wenzel, P.E.
(Submitted under NOA No. 09-1008.06)
2. Test reports on: 1) Air Infiltration Test, per FBC, TAS 202-94
2) Uniform Static Air Pressure Test, Loading per FBC TAS 202-94
3) Water Resistance Test, per FBC, TAS 202-94
4) Large Missile Impact Test per FBC, TAS 201-94
5) Cyclic Wind Pressure Loading per FBC, TAS 203-94
6) Forced Entry Test, per FBC 2411.3.2.1, and TAS 202-94
along with marked-up drawings and installation diagram of a horizontal sliding window, prepared by Fenestration Testing Laboratory, Inc., Test Reports No. **FTL-5338** and **FTL-5475**, dated 01/17/08 and 12/20/07 respectively, signed and sealed by Carlos S. Rionda, P.E.
(Submitted in NOA's No. 08-0527.13 and 07-0928.13)


Manuel Perez, P.E.
Product Control Examiner
NOA No. 20-1202.06
Expiration Date: November 06, 2023
Approval Date: February 04, 2021

NOTICE OF ACCEPTANCE: EVIDENCE SUBMITTED

1. EVIDENCE SUBMITTED UNDER PREVIOUS NOA's (CONTINUED)

B. TESTS (CONTINUED)

3. Test reports on: 1) Air Infiltration Test, per FBC, TAS 202-94
2) Uniform Static Air Pressure Test, Loading per FBC TAS 202-94
3) Water Resistance Test, per FBC, TAS 202-94
4) Large Missile Impact Test per FBC, TAS 201-94
5) Cyclic Wind Pressure Loading per FBC, TAS 203-94
6) Forced Entry Test, per FBC 2411.3.2.1, and TAS 202-94
along with marked-up drawings and installation diagram of a horizontal sliding window, prepared by Fenestration Testing Laboratory, Inc., Test Reports No. **FTL-3809** and **FTL-3804**, dated 06/16/03 and 05/15/03 respectively, signed and sealed by Joseph C. Chang, P.E.
(Submitted under NOA No. 03-0910.02)

C. CALCULATIONS

1. Anchor verification calculations and structural analysis, complying with **FBC 6th Edition (2017)**, dated 09/22/17, prepared by Al-Farooq Corporation, signed and sealed by Javad Ahmad, P.E.
(Submitted under NOA No. 17-1114.05)
2. Glazing complies with **ASTM E1300-09**

D. QUALITY ASSURANCE


1. Miami-Dade Department of Regulatory and Economic Resources (RER).

E. MATERIAL CERTIFICATIONS

1. Notice of Acceptance No. **17-0808.02** issued to **Kuraray America, Inc.** for their "**SentryGlas® (Clear and White) Glass Interlayers**" dated 12/28/17, expiring on 07/04/23.
2. Notice of Acceptance No. **16-1117.01** issued to **Kuraray America, Inc.** for their "**Trosifol® Ultraclear, Clear and Color PVB Glass Interlayers**" dated 01/19/17, expiring on 07/08/19.

F. STATEMENTS

1. Statement letter of conformance, complying with **FBC 5th Edition (2014)**, with **FBC 6th Edition (2017)**, and of no financial interest, dated September 22, 2017, issued by Al-Farooq Corporation, signed and sealed by Javad Ahmad, P.E.
(Submitted under NOA No. 17-1114.05)


Manuel Perez, P.E.
Product Control Examiner
NOA No. 20-1202.06
Expiration Date: November 06, 2023
Approval Date: February 04, 2021

NOTICE OF ACCEPTANCE: EVIDENCE SUBMITTED


1. EVIDENCE SUBMITTED UNDER PREVIOUS NOA's (CONTINUED)

F. STATEMENTS (CONTINUED)

2. Distributor Agreement, dated 10/20/10, signed by Carla Garcia Torrente and by Andres Chamorro.
(Submitted under NOA No. 12-0223.46)
3. Laboratory compliance letter for Test Report No. **FTL-5811**, issued by Fenestration Testing Laboratory, Inc., dated 08/13/09, signed and sealed by Michael R. Wenzel, P.E.
(Submitted under NOA No. 09-1008.06)
4. Proposal No. **09-1583** issued by Product Control, dated 11/23/09, signed by Jaime D. Gascon, P. E.
(Submitted under NOA No. 09-1008.06)
5. Laboratory compliance letter for Test Reports No. **FTL-5338** and **FTL-5475**, issued by Fenestration Testing Laboratory, Inc., dated 01/17/08 and 12/20/07, signed and sealed by Carlos S. Rionda, P.E.
(Submitted under NOA's No. 08-0527.13 and 07-0928.13)
6. Laboratory compliance letter for Test Reports No.'s **FTL-3809** and **FTL-3804**, issued by Fenestration Testing Laboratory, Inc., dated 06/16/03 and 05/15/03, revised & reissued by Fenestration Testing Laboratory dated 08/10/06, all signed and sealed by Joseph C. Chan, P.E.
(Submitted under NOA No. 03-0910.02)

G. OTHERS

1. Notice of Acceptance No. **14-0923.10**, issued to ES Windows, LLC, for their Series "2000/2050" Aluminum Horizontal Sliding Window – L.M.I., approved on 02/05/15 and expiring on 11/06/18.


Manuel Perez, P.E.
Product Control Examiner
NOA No. 20-1202.06
Expiration Date: November 06, 2023
Approval Date: February 04, 2021

NOTICE OF ACCEPTANCE: EVIDENCE SUBMITTED

2. NEW EVIDENCE SUBMITTED

A. DRAWINGS

1. Drawing No. **W03-75**, titled “Series-2000/2500 Alum. Horiz. Sliding Wdw. (L.M.I.)”, sheets 1, 1.1, 2 and 3 through 9 of 9, dated 08/27/03, with revision **J** dated 11/05/20, prepared by Al-Farooq Corporation, signed and sealed by Jalal Farooq, P.E.

B. TESTS

1. None.

C. CALCULATIONS

1. Anchor verification calculations and structural analysis, complying with **FBC 6th Edition (2017)** dated 09/22/17 and updated on 07/24/20 to comply with **FBC 7th Edition (2020)**, prepared by Al-Farooq Corporation, signed and sealed by Jalal Farooq, P.E.
2. Glazing complies with **ASTM E1300-09**

D. QUALITY ASSURANCE

1. Miami-Dade Department of Regulatory and Economic Resources (RER)

E. MATERIAL CERTIFICATIONS


1. Notice of Acceptance No. **18-0725.11** issued to **Kuraray America, Inc.** for their “**Kuraray SentryGlas® Xtra™ (SGX™) Clear Glass Interlayer**” dated 05/23/19, expiring on 05/23/24.
2. Notice of Acceptance No. **19-0305.02** issued to **Kuraray America, Inc.** for their “**Trosifol® Ultraclear, Clear and Color PVB Glass Interlayers**” dated 05/09/19, expiring on 07/08/24.

F. STATEMENTS

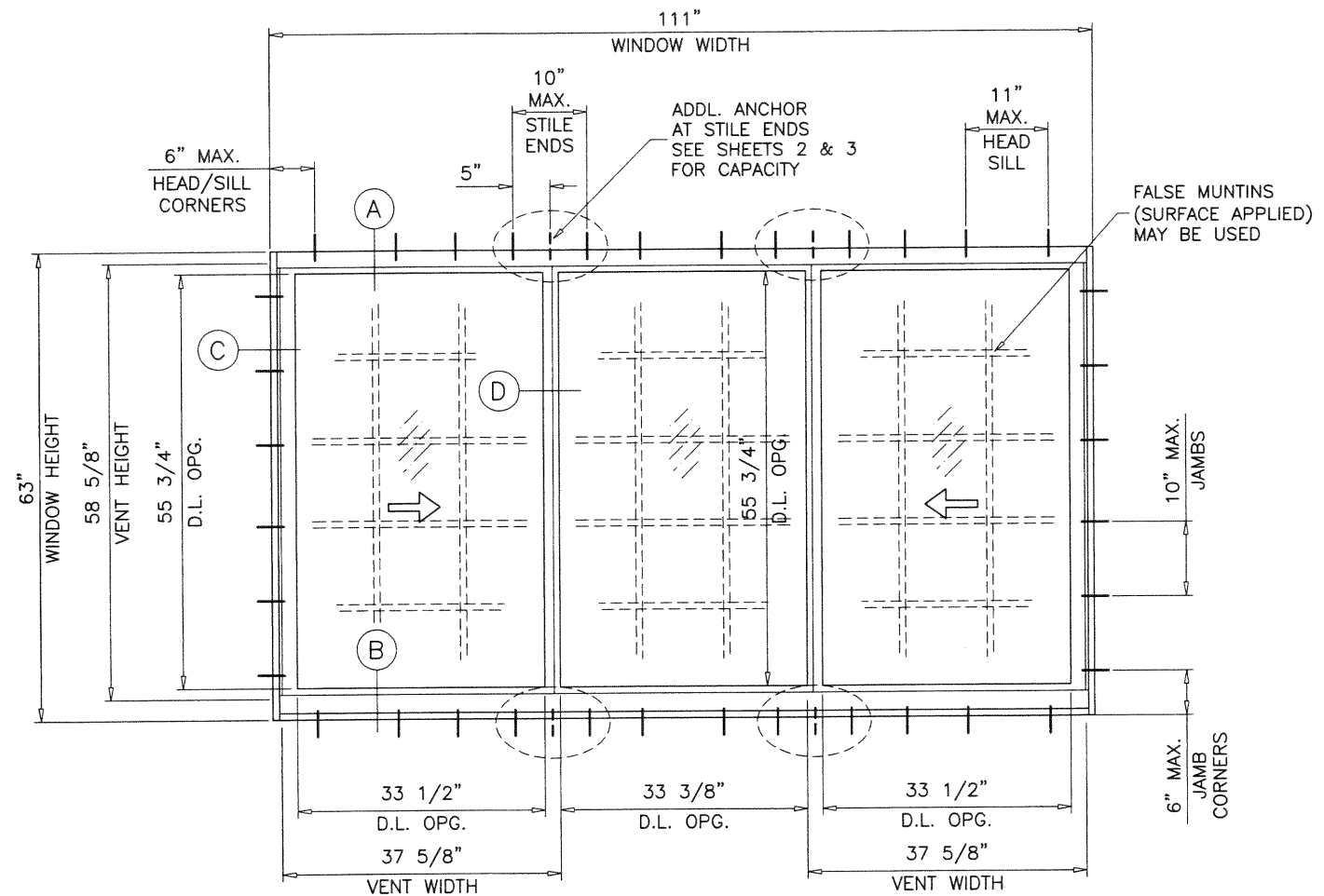
1. Statement letter of conformance, complying with **FBC 6th Edition (2017)**, with **FBC 7th Edition (2020)**, and of no financial interest, dated October 26, 2020, issued by Al-Farooq Corporation, signed and sealed by Jalal Farooq, P.E.

G. OTHERS

1. Notice of Acceptance No. **17-1114.05**, issued to ES Windows, LLC, for their Series “2000/2050” Aluminum Horizontal Sliding Window – L.M.I., approved on 02/01/18 and expiring on 11/06/23.


Manuel Perez, P.E.
Product Control Examiner
NOA No. 20-1202.06
Expiration Date: November 06, 2023
Approval Date: February 04, 2021

THESE WINDOWS ARE RATED FOR LARGE & SMALL MISSILE IMPACT.
SHUTTERS ARE NOT REQUIRED.



TYPICAL ELEVATION

SERIES-2000/2050 ALUM HORIZ. SLIDING WINDOW

DESIGN LOAD RATINGS FOR THESE WINDOWS TO BE AS PER CHARTS SHOWN ON SHEETS 2 & 3.

APPROVAL APPLIES TO SINGLE UNITS OR SIDE BY SIDE COMBINATIONS OF H.R./H.R. OR H.R. WITH OTHER WINDOW TYPES IN MODULES OF TWO OR MORE WINDOWS USING MIAMI-DADE COUNTY APPROVED MULLIONS IN BETWEEN.
LOWER DESIGN PRESSURE FROM WINDOWS OR MULLION APPROVAL WILL APPLY TO ENTIRE SYSTEM.

THIS PRODUCT HAS BEEN DESIGNED AND TESTED TO COMPLY WITH THE REQUIREMENTS OF THE 2017 (6TH EDITION)/2020 (7TH EDITION) FLORIDA BUILDING CODE INCLUDING HIGH VELOCITY HURRICANE ZONE (HVHZ).

1BY OR 2BY WOOD BUCKS & BUCK FASTENERS BY OTHERS, MUST BE DESIGNED AND INSTALLED ADEQUATELY TO TRANSFER APPLIED PRODUCT LOADS TO THE BUILDING STRUCTURE.

ANCHORS SHALL BE CORROSION RESISTANT, SPACED AS SHOWN ON DETAILS AND INSTALLED PER MANUF'S INSTRUCTIONS. SPECIFIED EMBEDMENT TO BASE MATERIAL SHALL BE BEYOND WALL DRESSING OR STUCCO.

A LOAD DURATION INCREASE IS USED IN DESIGN OF ANCHORS INTO WOOD ONLY.
ALL SHIMS TO BE HIGH IMPACT, NON-METALLIC AND NON-COMPRESSIBLE.

MATERIALS INCLUDING BUT NOT LIMITED TO STEEL/METAL SCREWS, THAT COME INTO CONTACT WITH OTHER DISSIMILAR MATERIALS SHALL MEET THE REQUIREMENTS OF THE 2017/2020 FLORIDA BLDG. CODE & ADOPTED STANDARDS.

THIS PRODUCT APPROVAL IS GENERIC AND DOES NOT PROVIDE INFORMATION FOR A SITE SPECIFIC PROJECT, i.e. LIFE SAFETY OF THIS PRODUCT, ADEQUACY OF STRUCTURE RECEIVING THIS PRODUCT AND SEALING AROUND OPENING FOR WATER INFILTRATION RESISTANCE ETC.
CONDITIONS NOT SHOWN IN THIS DRAWING ARE TO BE ANALYZED SEPARATELY, AND TO BE REVIEWED BY BUILDING OFFICIAL.

DESIGN LOADS SHOWN ARE BASED ON 'ALLOWABLE STRESS DESIGN (ASD)'.


PRODUCT REVISED
as complying with the Florida Building Code

NOA-No. **20-1202.06**

Expiration Date: **11/06/2023**

By: *Manuel Perez*
Miami-Dade Product Control

LAMINATED GLASS
LARGE MISSILE IMPACT



NOV 10 2020

SERIES-2000/2050 ALUM HORIZ. SLIDING WDW. (L.M.I.)

E.S. WINDOWS, LLC
3550 N.W. 49 STREET
MIAMI, FL. 33142
TEL. (305) 638-5151 FAX. (305) 638-5158

revisions:	no	date	by	description
	G	05.15.12		REV. PER PERA COMMENTS
	H	09.16.14		UPDATED TO 2014 FBC
	I	09.27.17		UPDATED TO 2017 FBC
	J	11.05.20		UPDATED TO 2020 FBC

date: 08-27-03	scale: 1/2"=1'-0"	dr. by: TARIQ	chk. by:
----------------	-------------------	---------------	----------

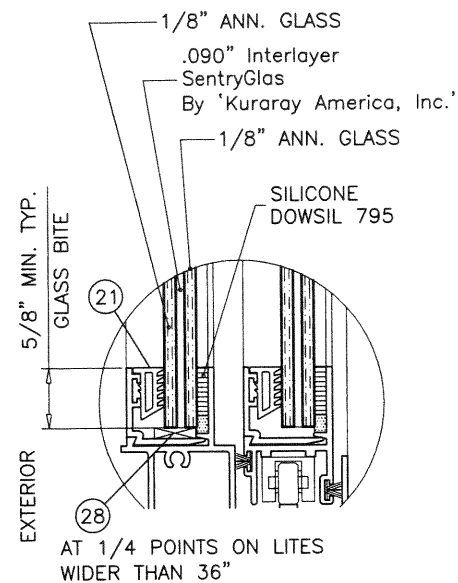
drawing no.

W03-75

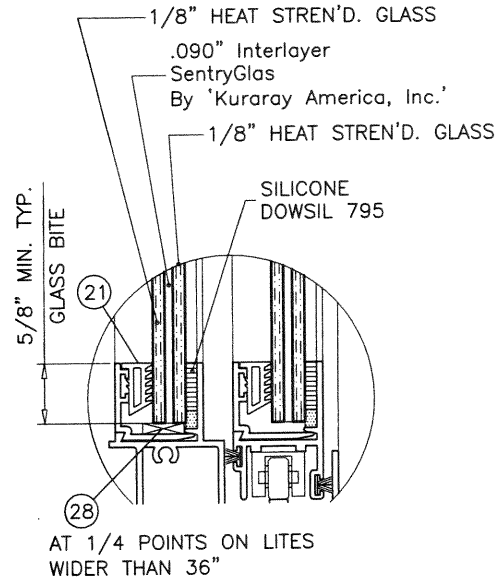
sheet 1 of 9

AL-FAROOQ CORPORATION
ENGINEERS & PRODUCT DEVELOPMENT
9360 SUNSET DRIVE, SUITE 220
MIAMI, FLORIDA 33173 (C.A.N. 3538)
TEL. (305) 264-8100 FAX. (305) 262-6978

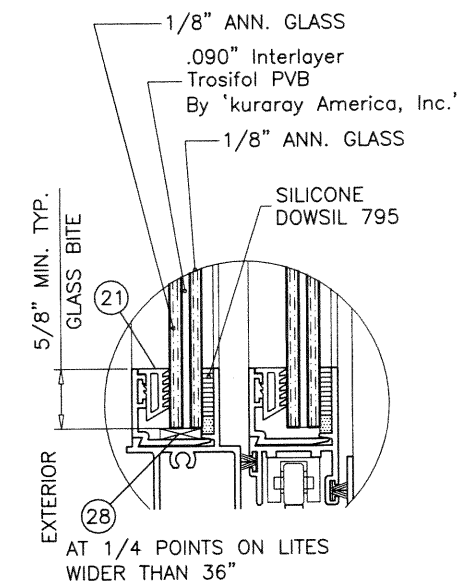
COMP-ANL\W03-75ES



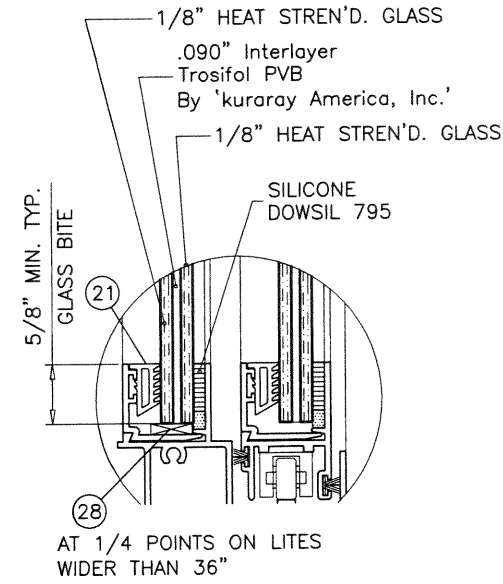
GLASS TYPE 'A'



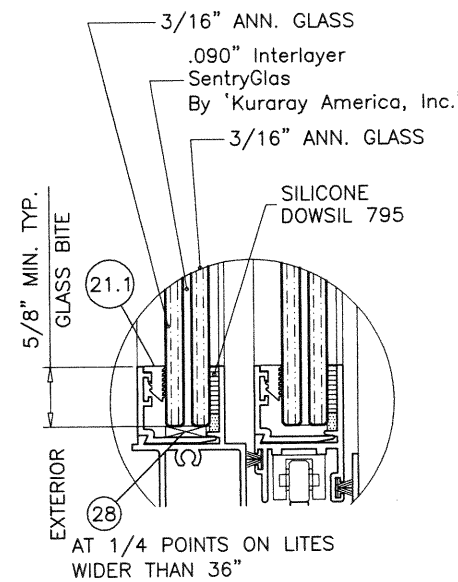
GLASS TYPE 'A1'



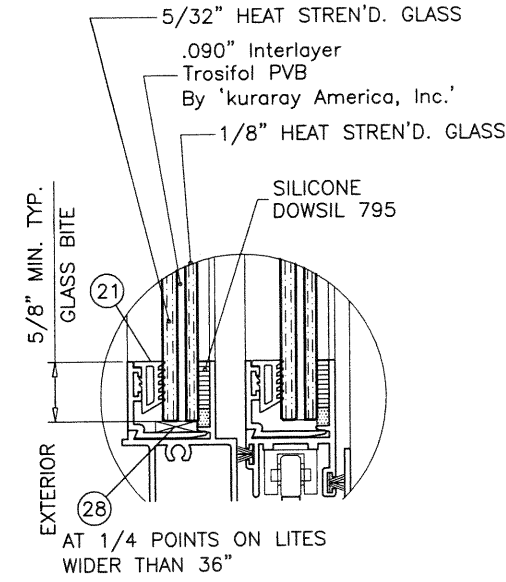
GLASS TYPE 'B'



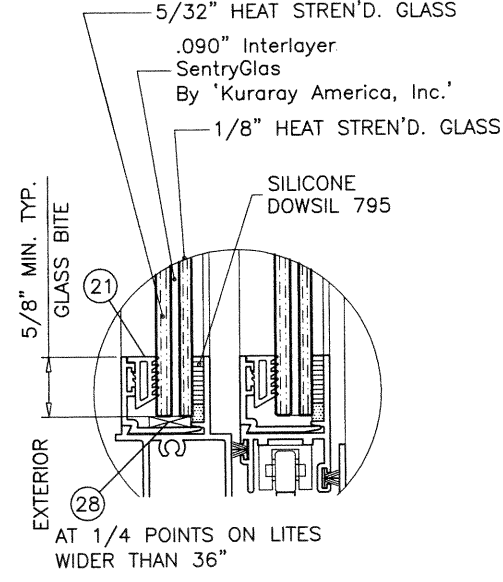
GLASS TYPE 'B1'



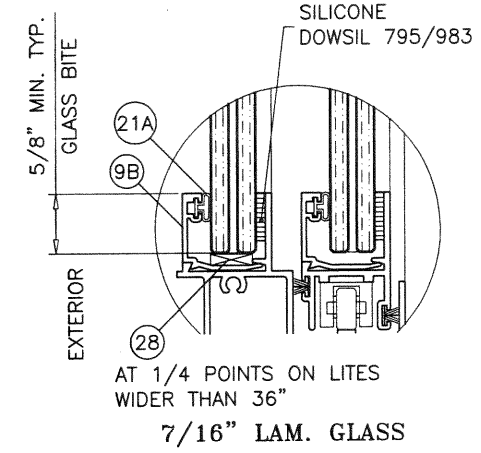
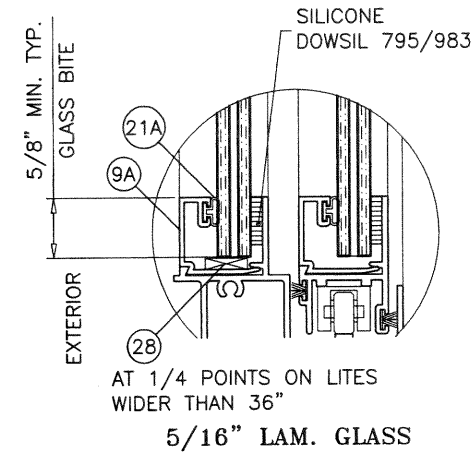
GLASS TYPE 'C'



GLASS TYPE 'D'




GLASS TYPE 'E'



ALT. GLAZING OPTIONS

SQUARE GLAZING STOP CAN BE USED WITH ALL GLASS TYPES SHOWN ON THIS SHEET.

PRODUCT REVISED
as complying with the Florida
Building Code
NOA-No. **20-1202.06**
Expiration Date: **11/06/2023**
By: *Manuel Ferrer*
Miami-Dade Product Control



NOV 10 2020

SERIES-2000/2050 ALUM. HORIZ. SLIDING WDW. (L.M.I.)

E.S. WINDOWS, LLC
3550 N.W. 49 STREET
MIAMI, FL. 33142
TEL. (305) 638-5151 FAX. (305) 638-5158

revisions:	no.	date	by	description
	G	05.15.12		NO CHANGE THIS SHEET
	H	09.16.14		UPDATED TO 2014 FBC
	I	09.27.17		UPDATED TO 2017 FBC
	J	11.05.20		UPDATED TO 2020 FBC

date:	08-27-03
scale:	1/2"=1'-0"
dr. by:	TARIQ
chk. by:	

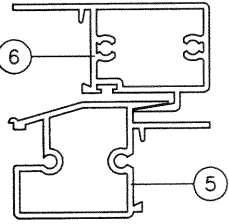
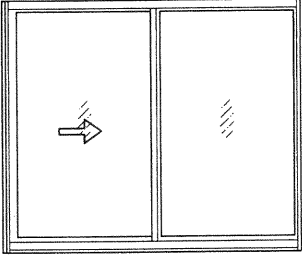
drawing no.
W03-75

sheet 1.1 of 9

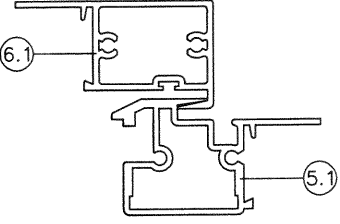
AL-FAROOQ CORPORATION
ENGINEERS & PRODUCT DEVELOPMENT
9360 SUNSET DRIVE, SUITE 220
MIAMI, FLORIDA 33173 (C.A.N. 3538)
TEL. (305) 264-8100 FAX. (305) 262-6978
COMP-ANL\W03-75ES

DESIGN LOAD CAPACITY - PSF (XO OR OX SIZES) SERIES 2000/2050												
WINDOW DIMS.		A	STD. ANCHOR SPACING								ADDL. ANCHOR	
			STD. MTG. RAIL (FRAME SILL *1, 2, 3 & 4) SEE DETAILS BELOW FOR EXT(+) LOAD LIMITATIONS						H.D. MTG. RAIL (SILL *3 & 4) **		H.D. MTG. RAIL (SILL *3 & 4) **	
			GLASS TYPE 'A' GLASS TYPE 'B'		GLASS TYPE 'A1' GLASS TYPE 'B1' GLASS TYPE 'C'		GLASS TYPE 'D'		GLASS TYPE 'A1' GLASS TYPE 'B1' GLASS TYPE 'D' GLASS TYPE 'E'		GLASS TYPE 'A1' GLASS TYPE 'B1' GLASS TYPE 'D' GLASS TYPE 'E'	
			EXT.(+)	INT.(-)	EXT.(+)	INT.(-)	EXT.(+)	INT.(-)	EXT.(+)	INT.(-)	EXT.(+)	INT.(-)
WIDTH	HEIGHT											
26-1/2"	26" (3)	3	70.0	80.0	70.0	90.0	70.0	80.0	80.0	90.0	-	-
37"		4	70.0	80.0	70.0	90.0	70.0	80.0	80.0	90.0	-	-
53-1/8"		6	70.0	80.0	70.0	90.0	70.0	80.0	80.0	90.0	-	-
74"		8	70.0	80.0	70.0	90.0	70.0	80.0	80.0	90.0	-	-
26-1/2"	38-3/8" (3)	3	70.0	80.0	70.0	90.0	70.0	80.0	80.0	90.0	-	-
37"		4	70.0	80.0	70.0	90.0	70.0	80.0	80.0	90.0	-	-
53-1/8"		6	70.0	80.0	70.0	90.0	70.0	80.0	80.0	90.0	-	-
74"		8	70.0	80.0	70.0	90.0	70.0	80.0	80.0	90.0	-	-
26-1/2"	50-5/8" (4)	3	70.0	80.0	70.0	90.0	70.0	80.0	80.0	90.0	-	-
37"		4	70.0	80.0	70.0	90.0	70.0	80.0	80.0	90.0	-	-
53-1/8"		6	70.0	80.0	70.0	90.0	70.0	80.0	80.0	90.0	-	-
74"		8	-	-	70.0	90.0	70.0	80.0	80.0	90.0	-	-
26-1/2"	63" (5)	3	70.0	80.0	70.0	90.0	70.0	80.0	80.0	90.0	-	-
37"		4	58.9	67.3	70.0	90.0	70.0	80.0	80.0	90.0	-	-
53-1/8"		6	42.6	48.7	70.0	86.6	70.0	80.0	80.0	90.0	-	-
74"		8	-	-	-	-	-	-	75.3	75.3	80.0	90.0
24"	24" (2)	3	70.0	80.0	70.0	90.0	70.0	80.0	80.0	90.0	-	-
36"		4	70.0	80.0	70.0	90.0	70.0	80.0	80.0	90.0	-	-
48"		6	70.0	80.0	70.0	90.0	70.0	80.0	80.0	90.0	-	-
60"		6	70.0	80.0	70.0	90.0	70.0	80.0	80.0	90.0	-	-
72"		8	70.0	80.0	70.0	90.0	70.0	80.0	80.0	90.0	-	-
24"	36" (3)	3	70.0	80.0	70.0	90.0	70.0	80.0	80.0	90.0	-	-
36"		4	70.0	80.0	70.0	90.0	70.0	80.0	80.0	90.0	-	-
48"		6	70.0	80.0	70.0	90.0	70.0	80.0	80.0	90.0	-	-
60"		6	70.0	80.0	70.0	90.0	70.0	80.0	80.0	90.0	-	-
72"		8	70.0	80.0	70.0	90.0	70.0	80.0	80.0	90.0	-	-
24"	48" (4)	3	70.0	80.0	70.0	90.0	70.0	80.0	80.0	90.0	-	-
36"		4	70.0	80.0	70.0	90.0	70.0	80.0	80.0	90.0	-	-
48"		6	70.0	80.0	70.0	90.0	70.0	80.0	80.0	90.0	-	-
60"		6	70.0	80.0	70.0	90.0	70.0	80.0	80.0	90.0	-	-
72"		8	70.0	80.0	70.0	90.0	70.0	80.0	80.0	90.0	-	-
24"	60" (5)	3	70.0	80.0	70.0	90.0	70.0	80.0	80.0	90.0	-	-
36"		4	70.0	80.0	70.0	90.0	70.0	80.0	80.0	90.0	-	-
48"		6	54.2	61.9	70.0	90.0	70.0	80.0	80.0	90.0	-	-
60"		6	45.1	51.5	70.0	87.3	70.0	80.0	80.0	90.0	-	-
72"		8	-	-	70.0	78.7	70.0	78.7	80.0	82.7	80.0	90.0

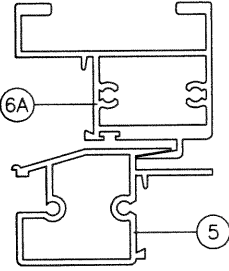
**
SEE DETAILS BELOW FOR EXT(+) LOAD LIMITATIONS



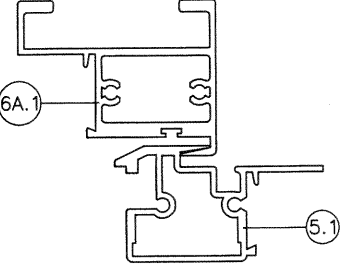
STD. MTG. RAILS
S-2000



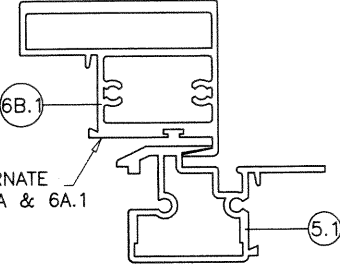
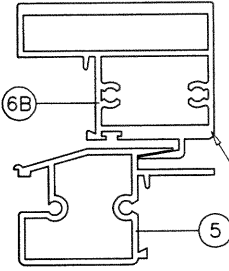
STD. MTG. RAILS
S-2050



H.D. MTG. RAILS
S-2000



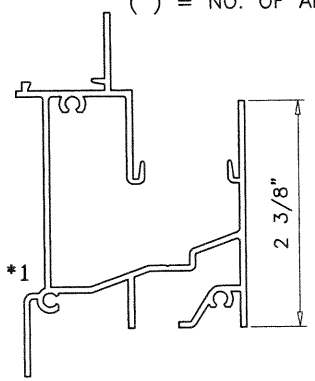
H.D. MTG. RAILS
S-2050



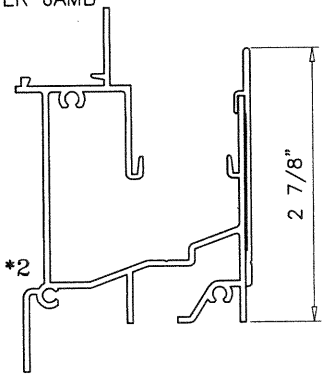
ALTERNATE
TO 6A & 6A.1

NOTE:
GLASS CAPACITIES ON THIS SHEET ARE
BASED ON ASTM E1300-09 (3 SEC. GUSTS)
AND FLORIDA BUILDING COMMISSION
DECLARATORY STATEMENT DCA05-DEC-219

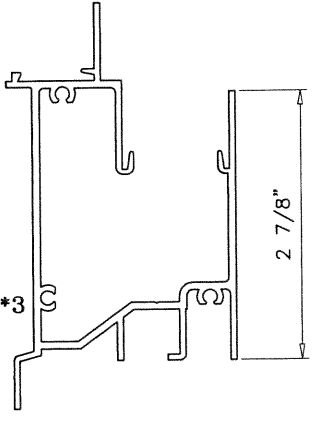
A = NO. OF ANCHORS PER HEAD & SILL
() = NO. OF ANCHORS PER JAMB



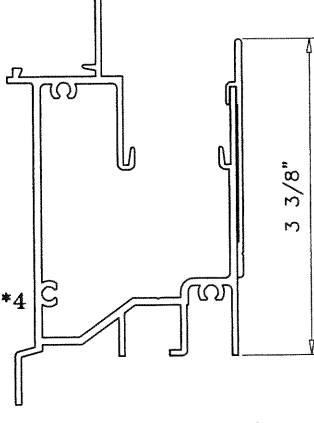
STD. SILL WITHOUT RISER
LIMIT EXT.(+) LOADS TO 53.3 PSF



STD. SILL WITH RISER
LIMIT EXT.(+) LOADS TO 70.0 PSF




HI-RISE SILL WITHOUT RISER
LIMIT EXT.(+) LOADS TO 67.5 PSF



HI-RISE SILL WITH RISER
LIMIT EXT.(+) LOADS TO 80.0 PSF

PRODUCT REVISED
as complying with the Florida
Building Code
NOA-No. **20-1202.06**
Expiration Date: **11/06/2023**
By: *Manuel Perez*
Miami-Dade Product Control

NOV 10 2020



AL-FAROOQ CORPORATION
ENGINEERS & PRODUCT DEVELOPMENT
9360 SUNSET DRIVE, SUITE 220
MIAMI, FLORIDA 33173 (C.A.N. 3538)
TEL. (305) 264-8100 FAX. (305) 262-6978
COMP-ANL\W03-75ES

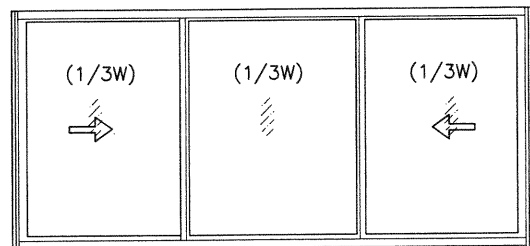
SERIES-2000/2050 ALUM. HORIZ. SLIDING WDW. (L.M.I.)
E.S. WINDOWS, LLC
3550 N.W. 49 STREET
MIAMI, FL. 33142
TEL. (305) 638-5151 FAX. (305) 638-5158

revisions:	no	date	description	by
	C	05.15.12	REV. PER PERA COMMENTS	
	H	09.16.14	UPDATED TO 2014 FBC	
	I	09.27.17	UPDATED TO 2017 FBC	
	J	11.05.20	UPDATED TO 2020 FBC	
date:	08-27-03	scale:	1/2"=1'-0"	
dr. by:	TARIQ	chk. by:		
drawing no.	W03-75	sheet	2 of 9	

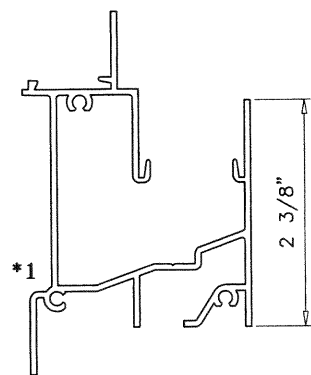
DESIGN LOAD CAPACITY – PSF (XOX SIZES) SERIES 2000/2050												
WINDOW DIMS.		A	STD. ANCHOR SPACING								ADDL. ANCHOR	
			STD. MTG. RAIL (FRAME SILL *1, 2, 3 & 4) SEE DETAILS BELOW FOR EXT(+) LOAD LIMITATIONS						H.D. MTG. RAIL (SILL *3 & 4)**		H.D. MTG. RAIL (SILL *3 & 4)**	
			GLASS TYPE 'A' GLASS TYPE 'B'		GLASS TYPE 'A1' GLASS TYPE 'B1' GLASS TYPE 'C'		GLASS TYPE 'D'		GLASS TYPE 'A1' GLASS TYPE 'B1' GLASS TYPE 'D' GLASS TYPE 'E'		GLASS TYPE 'A1' GLASS TYPE 'B1' GLASS TYPE 'D' GLASS TYPE 'E'	
			EXT.(+)	INT.(–)	EXT.(+)	INT.(–)	EXT.(+)	INT.(–)	EXT.(+)	INT.(–)	EXT.(+)	INT.(–)
74"	26" (3)	9	70.0	80.0	70.0	90.0	70.0	80.0	80.0	90.0	–	–
106–1/4"		12	70.0	80.0	70.0	90.0	70.0	80.0	80.0	90.0	–	–
111"		12	–	–	–	–	–	–	80.0	90.0	–	–
74"	38–3/8" (3)	9	70.0	80.0	70.0	90.0	70.0	80.0	80.0	90.0	–	–
106–1/4"		12	70.0	80.0	70.0	90.0	70.0	80.0	80.0	90.0	–	–
111"		12	–	–	–	–	–	–	80.0	90.0	–	–
74"	50–5/8" (4)	9	70.0	80.0	70.0	90.0	70.0	80.0	80.0	90.0	–	–
106–1/4"		12	70.0	80.0	70.0	90.0	70.0	80.0	80.0	90.0	–	–
111"		12	–	–	–	–	–	–	80.0	90.0	–	–
74"	63" (5)	9	45.4	51.9	70.0	90.0	70.0	80.0	80.0	90.0	–	–
106–1/4"		12	–	–	–	–	–	–	77.1	77.1	80.0	90.0
111"		12	–	–	–	–	–	–	75.3	75.3	80.0	90.0
72"	24" (2)	9	70.0	80.0	70.0	90.0	70.0	80.0	80.0	90.0	–	–
84"		9	70.0	80.0	70.0	90.0	70.0	80.0	80.0	90.0	–	–
96"		9	70.0	80.0	70.0	90.0	70.0	80.0	80.0	90.0	–	–
108"		12	70.0	80.0	70.0	90.0	70.0	80.0	80.0	90.0	–	–
72"	36" (3)	9	70.0	80.0	70.0	90.0	70.0	80.0	80.0	90.0	–	–
84"		9	70.0	80.0	70.0	90.0	70.0	80.0	80.0	90.0	–	–
96"		9	70.0	80.0	70.0	90.0	70.0	80.0	80.0	90.0	–	–
108"		12	70.0	80.0	70.0	90.0	70.0	80.0	80.0	90.0	–	–
72"	48" (4)	9	70.0	80.0	70.0	90.0	70.0	80.0	80.0	90.0	–	–
84"		9	70.0	80.0	70.0	90.0	70.0	80.0	80.0	90.0	–	–
96"		9	70.0	80.0	70.0	90.0	70.0	80.0	80.0	90.0	–	–
108"		12	70.0	80.0	70.0	90.0	70.0	80.0	80.0	90.0	–	–
72"	60" (5)	9	54.2	61.9	70.0	90.0	70.0	80.0	80.0	90.0	–	–
84"		9	47.6	54.4	70.0	90.0	70.0	80.0	80.0	90.0	–	–
96"		9	–	–	70.0	83.9	70.0	80.0	80.0	88.2	80.0	90.0
108"		12	–	–	70.0	78.7	70.0	78.7	80.0	82.7	80.0	90.0

A = NO. OF ANCHORS PER HEAD & SILL
() = NO. OF ANCHORS PER JAMB

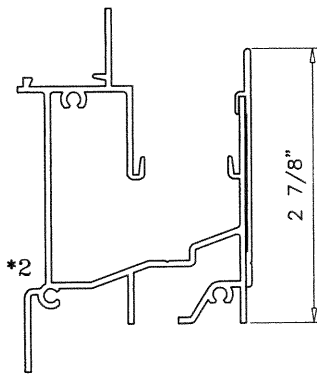
PRODUCT REVISED
as complying with the Florida
Building Code
NOA-No. **20-1202.06**
Expiration Date: **11/06/2023**
By: *Manuel Perez*
Miami-Dade Product Control



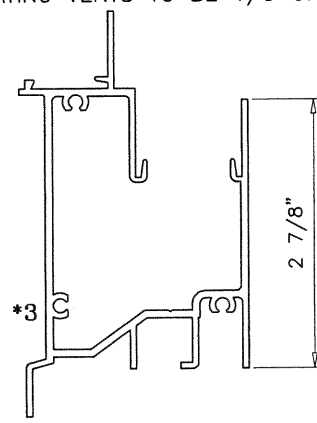
OPERATING VENTS TO BE 1/3 OF THE WINDOW WIDTH



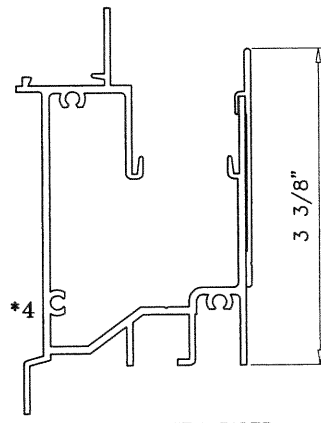
STD. SILL WITHOUT RISER
LIMIT EXT.(+) LOADS TO 53.3 PSF



STD. SILL WITH RISER
LIMIT EXT.(+) LOADS TO 70.0 PSF



HI-RISE SILL WITHOUT RISER
LIMIT EXT.(+) LOADS TO 66.7 PSF

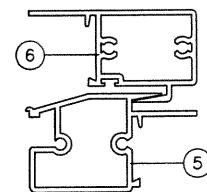


HI-RISE SILL WITH RISER
LIMIT EXT.(+) LOADS TO 80.0 PSF

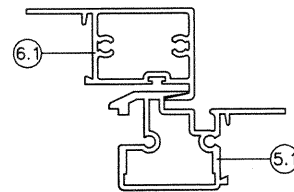
**
SEE DETAILS BELOW
FOR EXT(+) LOAD LIMITATIONS

DESIGN LOAD CAPACITY – PSF (XOX SIZES) SERIES 2000/2050											
STD. ANCHOR SPACING											
WINDOW DIMS.		A	STD. MTG. RAIL (FRAME SILL *1, 2, 3 & 4) SEE DETAILS BELOW FOR EXT(+) LOAD LIMITATIONS						H.D. MTG. RAIL (SILL *3 & 4)* *		
			GLASS TYPE 'A' GLASS TYPE 'B'		GLASS TYPE 'A1' GLASS TYPE 'B1' GLASS TYPE 'C'		GLASS TYPE 'D'		GLASS TYPE 'A1' GLASS TYPE 'B1' GLASS TYPE 'D' GLASS TYPE 'E'		
			EXT.(+)	INT.(–)	EXT.(+)	INT.(–)	EXT.(+)	INT.(–)	EXT.(+)	INT.(–)	
74"	26"	8	70.0	80.0	70.0	90.0	70.0	80.0	80.0	90.0	
106–1/4"	(3)	11	70.0	80.0	70.0	90.0	70.0	80.0	80.0	90.0	
111"		12	–	–	–	–	–	–	80.0	90.0	
74"	38–3/8"	8	70.0	80.0	70.0	90.0	70.0	80.0	80.0	90.0	
106–1/4"	(3)	11	–	–	70.0	90.0	70.0	80.0	80.0	90.0	
111"		12	–	–	–	–	–	–	80.0	90.0	
74"	50–5/8"	8	–	–	70.0	90.0	70.0	80.0	80.0	90.0	
	(4)										
74"	63"	8	–	–	–	–	–	–	80.0	90.0	
	(5)										
72"	24"	8	70.0	80.0	70.0	90.0	70.0	80.0	80.0	90.0	
84"		8	70.0	80.0	70.0	90.0	70.0	80.0	80.0	90.0	
96"		9	70.0	80.0	70.0	90.0	70.0	80.0	80.0	90.0	
108"		11	70.0	80.0	70.0	90.0	70.0	80.0	80.0	90.0	
72"	36"	8	70.0	80.0	70.0	90.0	70.0	80.0	80.0	90.0	
84"		8	70.0	80.0	70.0	90.0	70.0	80.0	80.0	90.0	
96"		9	70.0	80.0	70.0	90.0	70.0	80.0	80.0	90.0	
108"		11	–	–	70.0	90.0	70.0	80.0	80.0	90.0	
72"	48"	8	70.0	80.0	70.0	90.0	70.0	80.0	80.0	90.0	
84"		8	–	–	70.0	90.0	70.0	80.0	80.0	90.0	
96"		9	–	–	–	–	–	–	80.0	90.0	
72"	60" (5)	8	–	–	70.0	90.0	70.0	80.0	80.0	90.0	

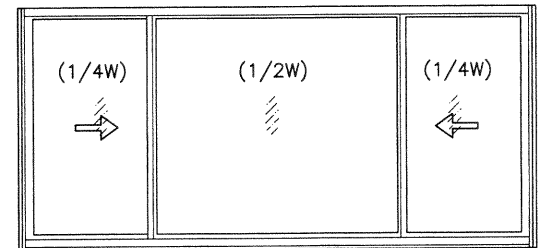
A = NO. OF ANCHORS PER HEAD & SILL
() = NO. OF ANCHORS PER JAMB



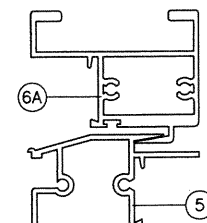
STD. MTG. RAILS
S-2000



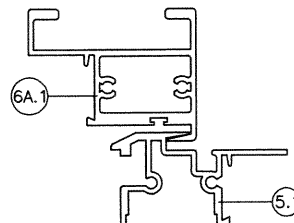
STD. MTG. RAILS
S-2050



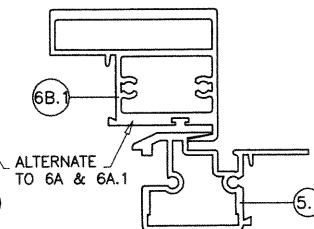
OPERATING VENTS TO BE 1/4 OF THE WINDOW WIDTH



H.D. MTG. RAILS
S-2000




H.D. MTG. RAILS
S-2050



ALTERNATE
TO 6A & 6A.1

NOTE:
GLASS CAPACITIES ON THIS SHEET ARE
BASED ON ASTM E1300-09 (3 SEC. GUSTS)
AND FLORIDA BUILDING COMMISSION
DECLARATORY STATEMENT DCA05-DEC-219



NOV 10 2020

AL-FAROOQ CORPORATION
ENGINEERS & PRODUCT DEVELOPMENT
9360 SUNSET DRIVE, SUITE 220
MIAMI, FLORIDA 33173
TEL. (305) 264-8100
FAX. (305) 262-6978
(C.A.N. 3538)

SERIES-2000/2050 ALUM. HORIZ. SLIDING WDW. (L.M.I.)
E.S. WINDOWS, LLC
3550 N.W. 49 STREET
MIAMI, FL. 33142
TEL. (305) 638-5151
FAX. (305) 638-5158

no.	date	by	description
G	05.15.12		REV. PER PERA COMMENTS
H	09.16.14		UPDATED TO 2014 FBC
I	09.27.17		UPDATED TO 2017 FBC
J	11.05.20		UPDATED TO 2020 FBC

date: 08-27-03

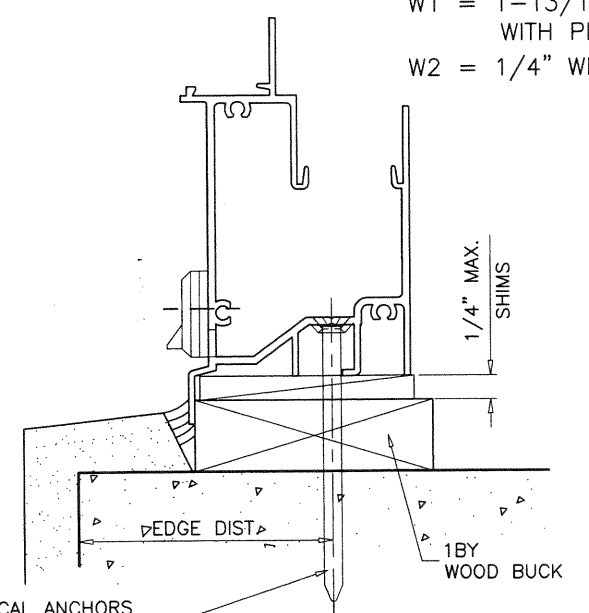
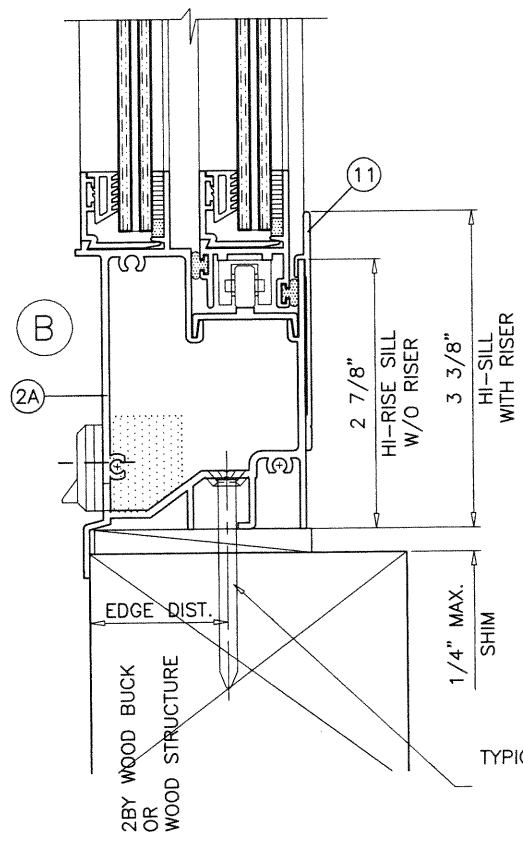
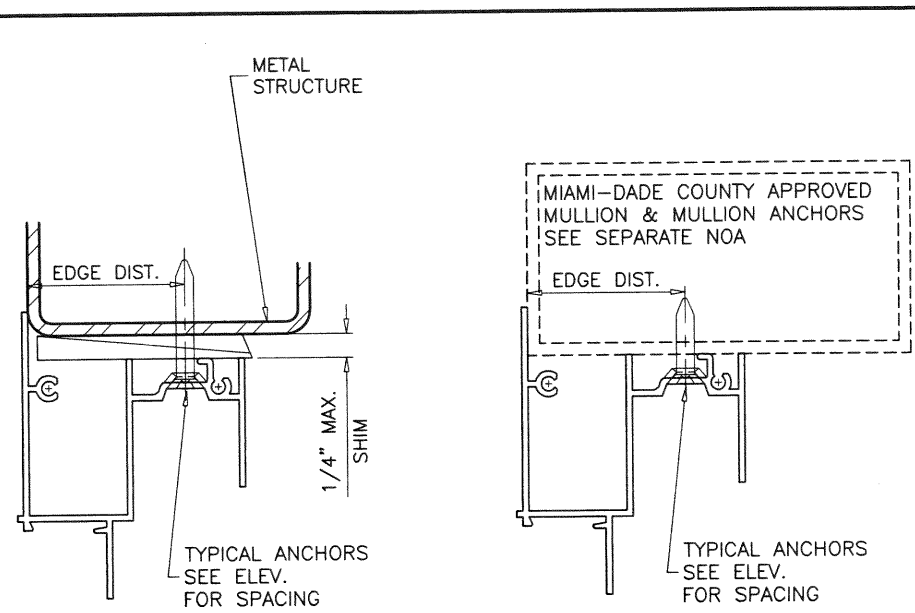
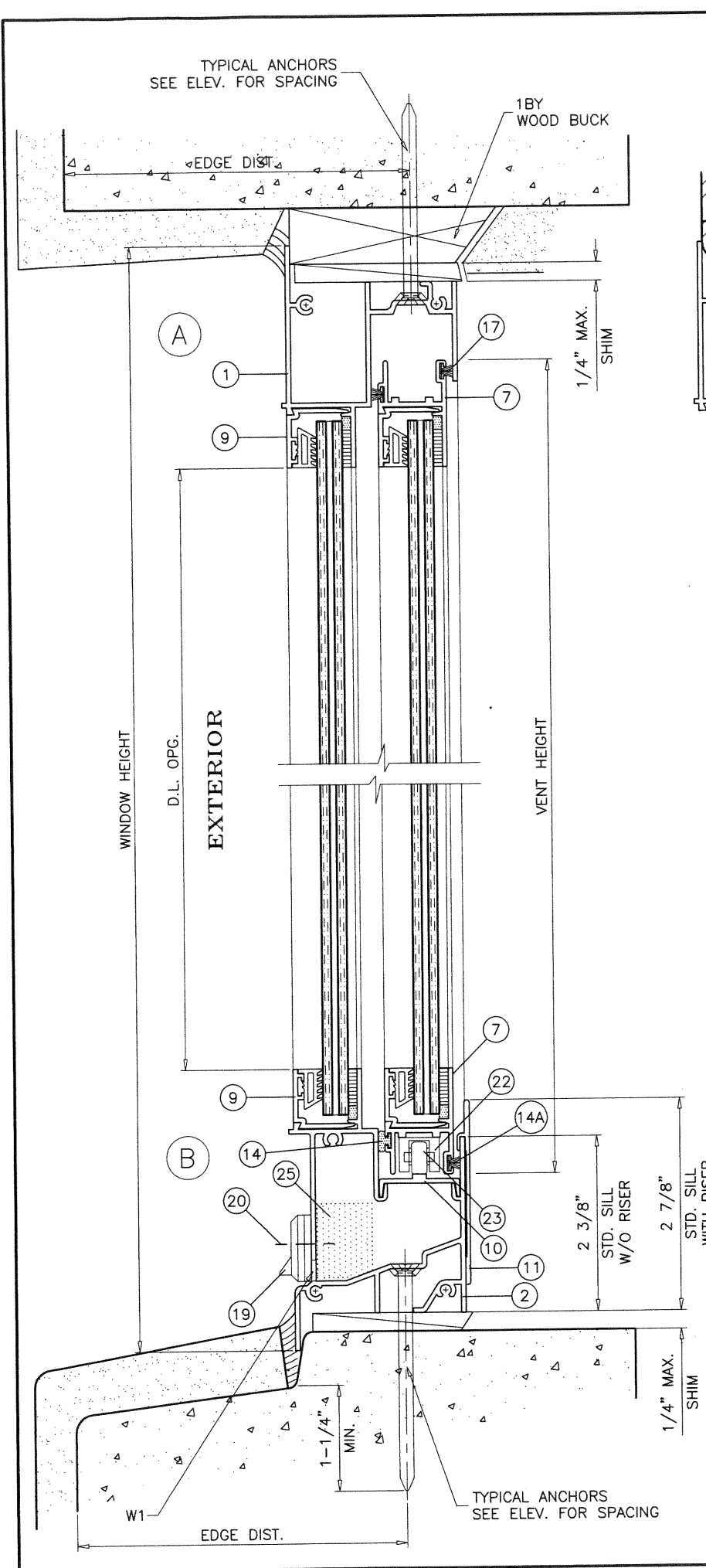
scale: 1/2"=1'-0"

dr. by: TARIQ

chk. by:

drawing no.
W03-75

sheet 3 of 9



WOOD BUCKS AND METAL STRUCTURE NOT BY 'E.S. WINDOWS'
MUST SUSTAIN LOADS IMPOSED BY GLAZING SYSTEM
AND TRANSFER THEM TO THE BUILDING STRUCTURE.

TYPICAL ANCHORS: SEE ELEV. FOR SPACING
1/4" DIA. ULTRACON+ BY 'DEWALT' ($F_u=164$ KSI, $F_y=148$ KSI)
 INTO 2BY WOOD BUCKS OR WOOD STRUCTURES
 1-1/2" MIN. PENETRATION INTO WOOD (HEAD/SILL/JAMBS)
 THRU 1BY BUCKS INTO CONC. OR BLOCKS
 1-1/4" MIN. EMBED INTO CONCRETE (HEAD/SILL/JAMBS)
 1-1/4" MIN. EMBED INTO BLOCKS (JAMBS)
 DIRECTLY INTO CONCRETE OR BLOCKS
 1-1/4" MIN. EMBED INTO CONCRETE (HEAD/SILL/JAMBS)
 1-1/4" MIN. EMBED INTO BLOCKS (JAMBS)

#14 SMS OR SELF DRILLING SCREWS (GRADE 2 CRS)
 INTO MIAMI-DADE COUNTY APPROVED MULLIONS
 OR
 INTO METAL STRUCTURES (HEAD/SILL/JAMBS)
 (3) THREADS MIN. PENETRATION BEYOND SUBSTRATE
 ALUMINUM: 1/8" THK. MIN. (6063-T5 MIN.)
 STEEL: 1/8" THK. MIN. ($F_y = 36$ KSI MIN.)
 (STEEL IN CONTACT WITH ALUMINUM TO BE PLATED OR PAINTED)


TYPICAL EDGE DISTANCE
 INTO CONCRETE AND MASONRY = 2-1/2" MIN.
 INTO WOOD STRUCTURE = 1" MIN.
 INTO METAL STRUCTURE = 3/4" MIN.
 WOOD AT HEAD, SILL OR JAMBS SG = 0.55 MIN.
 CONCRETE AT HEAD, SILL OR JAMBS $f'_c = 3000$ PSI MIN.
 C-90 HOLLOW/FILLED BLOCK AT JAMBS $f'_m = 2000$ PSI MIN.

SEALANTS:
 FRAME AND VENT CORNERS AND INSTALLATION SCREWS AT SILL
 SEALED WITH WHITE/ALUMINUM COLORED SILICONE.

WEEPHOLES:
 W1 = 1-13/16" X 1/4" WEEPHOLES AT 3" FROM EACH END
 WITH PLASTIC BAFFLE
 W2 = 1/4" WEEPHOLE AT TOP & BOTTOM RAIL 1" FROM EACH END

SERIES-2000
SERIES-2050

PRODUCT REVISED
 as complying with the Florida
 Building Code
 NOA-No. **20-1202.06**
 Expiration Date: **11/06/2023**
 By: *Manuel Perez*
 Miami-Dade Product Control



NOV 10 2020

AL-FAROOQ CORPORATION
 ENGINEERS & PRODUCT DEVELOPMENT
 9360 SUNSET DRIVE, SUITE 220
 MIAMI, FLORIDA 33173
 TEL. (305) 264-8100 FAX. (305) 262-6978

COMP-ANL\W03-75ES

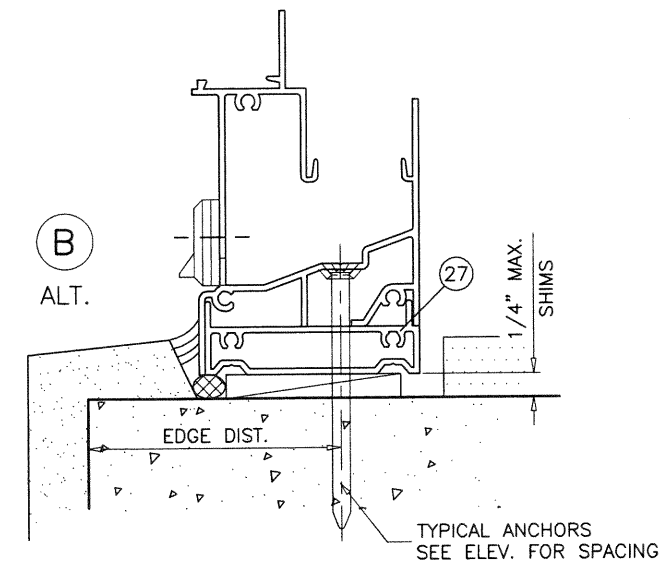
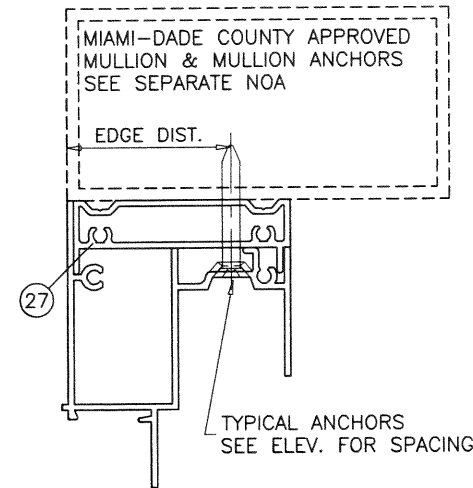
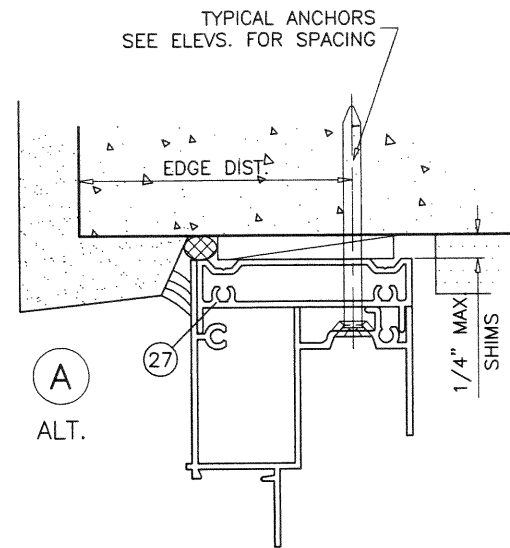
SERIES-2000/2050 ALUM HORIZ. SLIDING WDW. (L.M.I.)

E.S. WINDOWS, LLC
 3550 N.W. 49 STREET
 MIAMI, FL. 33142
 TEL. (305) 638-5151 FAX. (305) 638-5158

no	date	by	description
G	05.15.12		REV. PER PERA COMMENTS
H	09.16.14		UPDATED TO 2014 FBC
I	09.27.17		UPDATED TO 2017 FBC
J	11.05.20		UPDATED TO 2020 FBC

date: 08-27-03
 scale: 1/2" = 1"
 dr. by: TARIQ
 chk. by:


drawing no.
W03-75
 sheet 4 of 9



ITEM	PART #	QUANTITY	DESCRIPTION	MATERIAL	MANF./SUPPLIER/REMARKS
1	ES1003	1	FRAME HEAD	6063-T6	-
2	ES2001	1	STD. FRAME SILL	6063-T6	-
2A	ES2012	1	HI-RISE FRAME SILL	6063-T6	-
3	ES2003	1	FRAME JAMB	6063-T6	-
5	ES1005	1/ VENT	FIXED RAIL (S-2000)	6063-T6	-
5.1	ES1051	1/ VENT	FIXED RAIL (S-2050)	6063-T6	-
6	ES1004	1/ VENT	STD. VENT MEETING RAIL (S-2000)	6063-T6	-
6A	ES2004	1/ VENT	H.D. VENT MEETING RAIL (S-2000)	6063-T6	-
6.1	ES1052	1/ VENT	STD. VENT MEETING RAIL (S-2050)	6063-T6	-
6A.1	ES1053	1/ VENT	H.D. VENT MEETING RAIL (S-2050)	6063-T6	-
6B	ES-2004A	1/ VENT	H.D. VENT MEETING RAIL (S-2050)	6063-T6	ALTERNATE TO 6A
6B.1	ES-1053A	1/ VENT	H.D. VENT MEETING RAIL (S-2050)	6063-T6	ALTERNATE TO 6A.1
7	ES1007	2/ VENT	TOP AND BOTTOM RAIL	6063-T5	-
8	ES1006	1/ VENT	JAMB STILE	6063-T5	-
9	ES1008	AS REQD.	GLAZING BEAD	6063-T5	-
9A	ES1103	AS REQD.	SQUARE GLAZING BEAD (5/16" GLASS)	6063-T5	-
9B	ES1017	AS REQD.	SQUARE GLAZING BEAD (7/16" GLASS)	6063-T5	-
10	ES2002	1	SILL TRACK INSERT	6063-T5	-
11	ES2011	AS REQD.	STD. SILL RISER	6063-T5	-
12	ES1009	2/ VENT	SPRING LOADED VENT LATCH	6063-T6	AT 8" FROM ENDS
12A	SL203	2/ VENT	SWEEP LATCH	ZAMAK	AT 11" FROM ENDS, BY INTERLOCK
12B	#8 X 1"	2/ LATCH	LATCH INSTALLATION SCREWS	GRADE 2 CRS	FH SMS
13	ES1012	1/ LATCH	VENT LATCH SPRING	ST. STEEL	-
14	C1B251N	AS REQD.	FOAM FILLED FABRIC W'STRIPPING	-	SCHLEGEL
15	#8 X 1"	AS REQD.	FRAME/VENT ASSEMBLY SCREWS	CRS	P.H. SMS
16	#8 X 3"	2/ VENT	FIX. RAIL SILL SCREWS (STD. SILL END)	CRS	P.H. SMS
16A	#10 X 4"	2/ VENT	FIX. RAIL SILL SCREWS (HI-RISE SILL END)	CRS	P.H. SMS
17	W23211NG	AS REQD.	VENT & FIX. RAIL W'STRIPPING	-	ULTRAFAB
18	W23291NG	AS REQD.	FRAME JAMB W'STRIPPING	-	ULTRAFAB
19	WPHL-100	2	BAFFLE, AT 3" FROM EACH END	-	M & M PLASTICS
20	#6 X 1/2"	2/ BAFFLE	BAFFLE SCREW	-	F.H. SMS
21	ES1010	AS REQD.	GLAZING WEDGE	SOFT PVC	DUROMETER 70 SHORE 'A'
21.1	ES4013	AS REQD.	GLAZING WEDGE	SOFT PVC	DUROMETER 70 SHORE 'A'
21A	27-425	AS REQD.	GLAZING GASKET	EPDM	DUROMETER 60 SHORE 'A'
22	ES2007	4/ VENT	ROLLER HOUSING & GUIDE	PLASTIC	-
23	ES2006	2/ VENT	ROLLER	BRASS/ST. ST.	-
24	ES2005	2/ VENT	ROLLER PIN	ST. STEEL	-
25	-	1/ WEEP	OPEN CELL FOAM PAD	-	1" X 3/4" X 1" LONG
26	-	1/ VENT	5/16" BOX SCREEN	-	OPTIONAL
27	ES1505	-	FLUSH FRAME ADAPTER	6063-T5	OPTIONAL
28	27-372	2/ LITE	SETTING BLOCK, 7/16" X 3/16" X 3-1/2" LONG	EPDM	DUROMETER 75±5 SHORE A

PRODUCT REVISED
as complying with the Florida
Building Code
NOA-No. **20-1202.06**
Expiration Date: **11/06/2023**
By: *Manuel Perez*
Miami-Dade Product Control

NOV 10 2020



AL-FAROOQ CORPORATION
ENGINEERS & PRODUCT DEVELOPMENT
9360 SUNSET DRIVE, SUITE 220
MIAMI, FLORIDA 33173
TEL. (305) 264-8100 FAX. (305) 262-6978

COMP-ANL\W03-75ES

SERIES-2000/2050 ALUM HORIZ. SLIDING WDW. (L.M.I.)

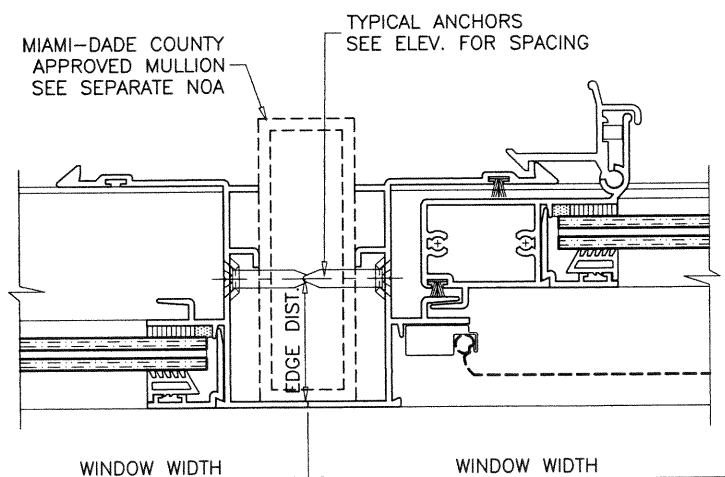
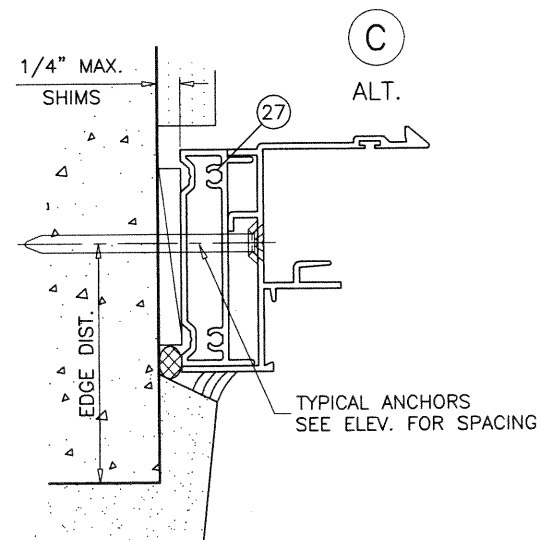
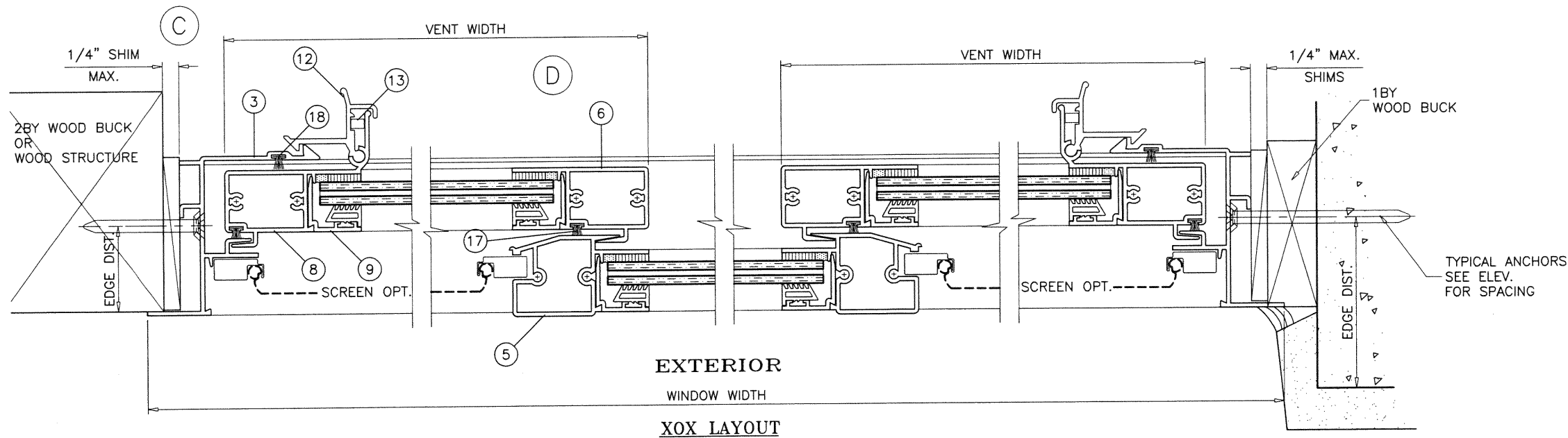
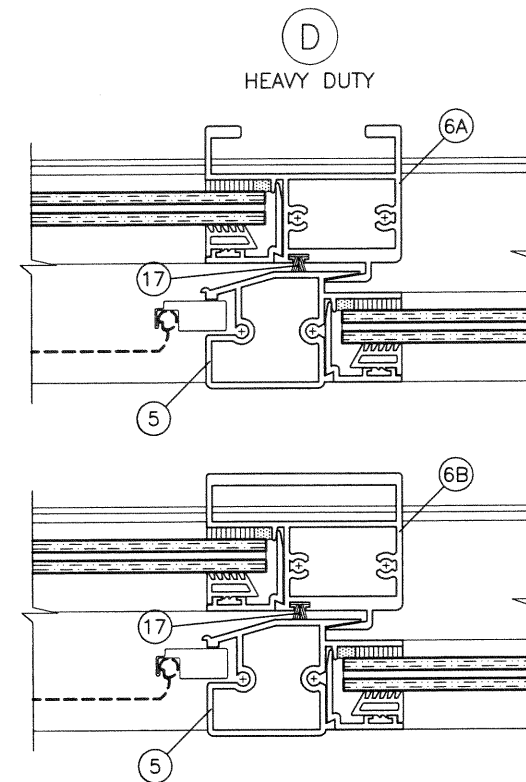
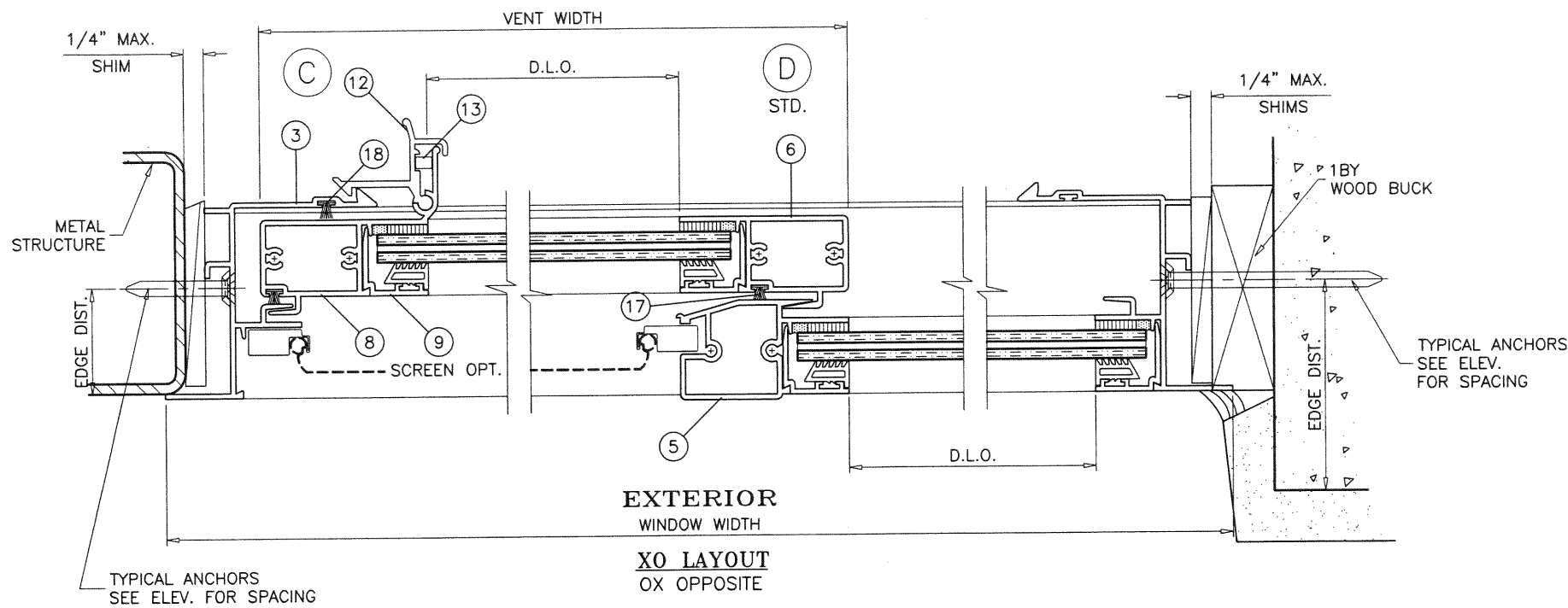
E.S. WINDOWS, LLC
3550 N.W. 49 STREET
MIAMI, FL. 33142
TEL. (305) 638-5151 FAX. (305) 638-5158

revisions:

no	date	by	description
G	05.15.12		REV. PER PERA COMMENTS
H	09.16.14		UPDATED TO 2014 FBC
I	09.27.17		UPDATED TO 2017 FBC
J	11.05.20		UPDATED TO 2020 FBC


date: 08-27-03
scale: 1/2" = 1"
dr. by: TARIQ
chk. by:

drawing no.
W03-75
sheet 5 of 9



PRODUCT REVISED
as complying with the Florida
Building Code
NOA-No. 20-1202.06
Expiration Date: 11/06/2023
By: *Manuel Ferrer*
Miami-Dade Product Control

SERIES-2000
VENTS WITH SPRING LOADED LATCHES



NOV 10 2020

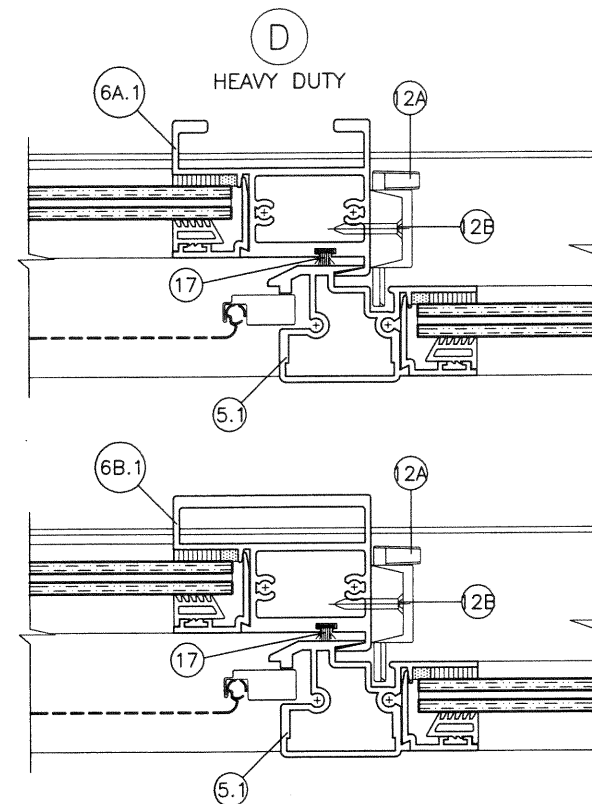
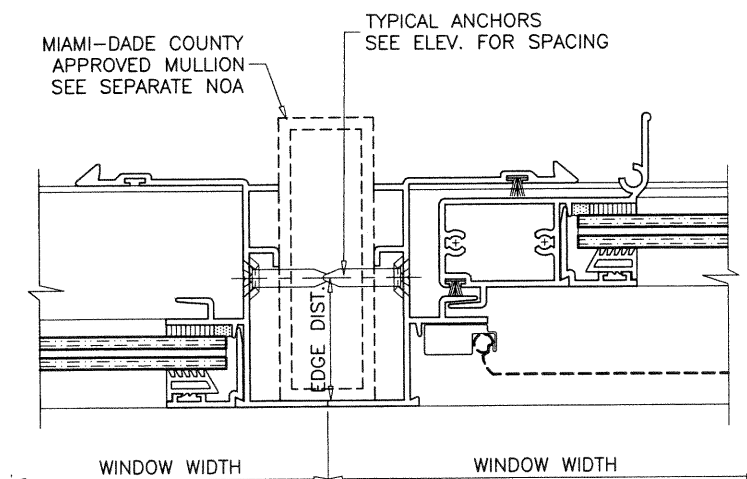
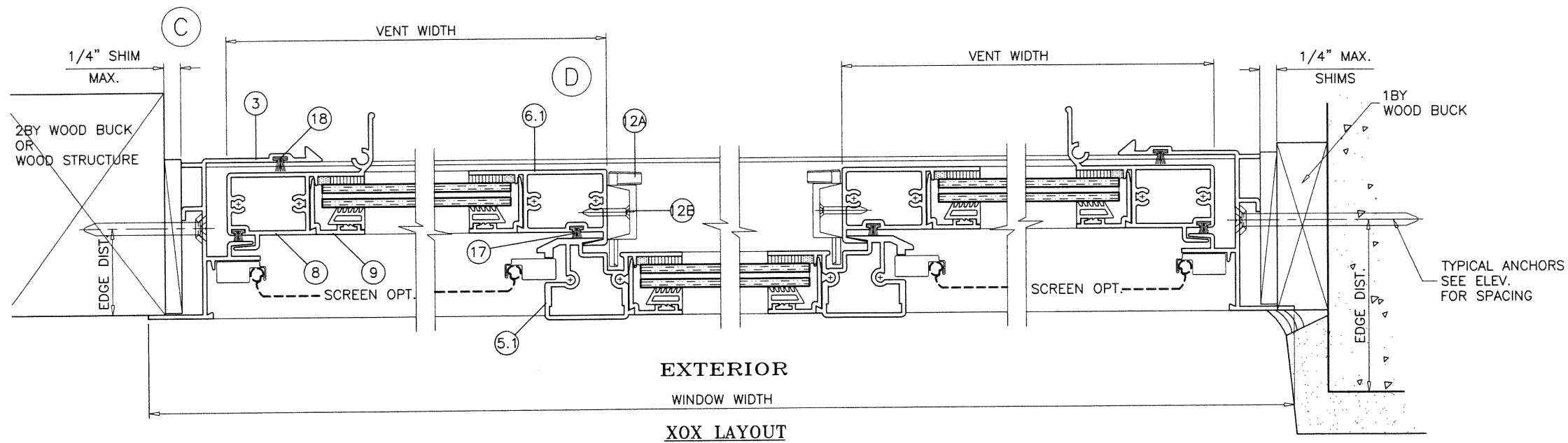
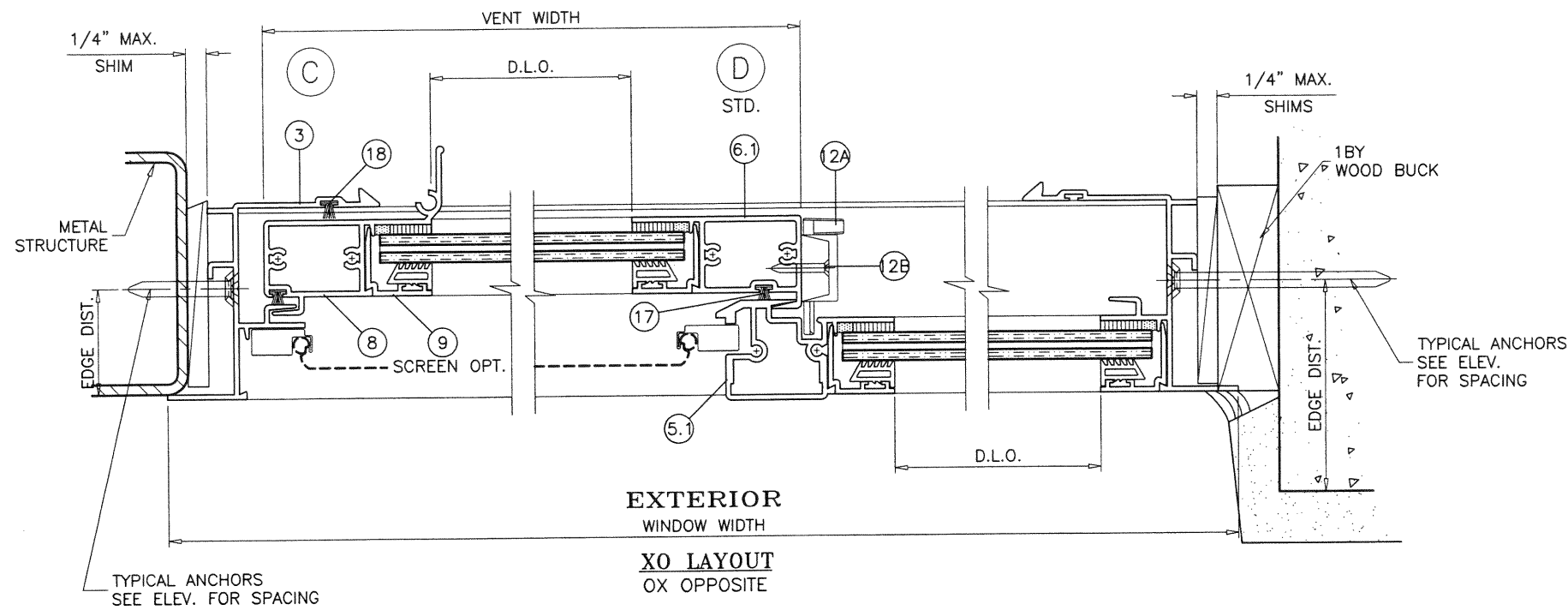
AL-FAROOQ CORPORATION
ENGINEERS & PRODUCT DEVELOPMENT
9360 SUNSET DRIVE, SUITE 220
MIAMI, FLORIDA 33173
TEL. (305) 264-8100 FAX. (305) 262-6978
C.A.N. 3538

SERIES-2000/2050 ALUM HORIZ. SLIDING WDW. (L.M.I.)
E.S. WINDOWS, LLC
3550 N.W. 49 STREET
MIAMI, FL. 33142
TEL. (305) 638-5151 FAX. (305) 638-5158

revisions:		by	description
no	date		
G	05.15.12	REV. PER PERA	COMMENTS
H	09.16.14	UPDATED TO 2014 FBC	
I	09.27.17	UPDATED TO 2017 FBC	
J	11.05.20	UPDATED TO 2020 FBC	


date:	08-27-03
scale:	1/2" = 1"
dr. by:	TARIQ
chk. by:	

drawing no.	W03-75
sheet	6 of 9



PRODUCT REVISED
as complying with the Florida
Building Code
NOA-No. 20-1202.06
Expiration Date: **11/06/2023**
By: *Manuel Perez*
Miami-Dade Product Control

SERIES-2050
VENTS WITH SWEEP LATCHES



NOV 10 2020

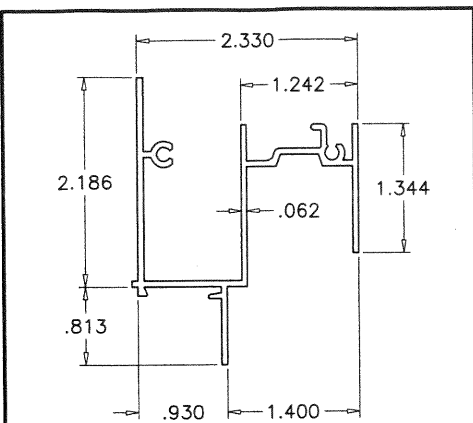
AL-FAROOQ CORPORATION
ENGINEERS & PRODUCT DEVELOPMENT
9360 SUNSET DRIVE, SUITE 220
MIAMI, FLORIDA 33173
TEL. (305) 264-8100 FAX. (305) 262-6978
C.A.N. 3538

SERIES-2000/2050 ALUM HORIZ. SLIDING WDW. (L.M.I.)
E.S. WINDOWS, LLC
3550 N.W. 49 STREET
MIAMI, FL. 33142
TEL. (305) 638-5151 FAX. (305) 638-5158

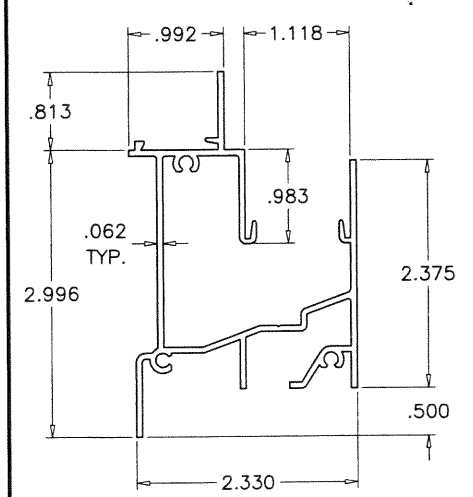
revisions:	no	date	description	by
	G	05.15.12	REV. PER PERA COMMENTS	
	H	09.16.14	UPDATED TO 2014 FBC	
	I	09.27.17	UPDATED TO 2017 FBC	
	J	11.05.20	UPDATED TO 2020 FBC	

date: 08-27-03	scale: 1/2" = 1"	dr. by: TARIQ	chk. by:
----------------	------------------	---------------	----------

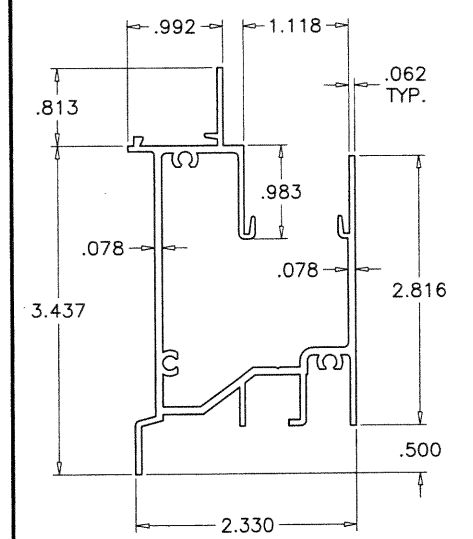
drawing no.	W03-75
sheet	7 of 9



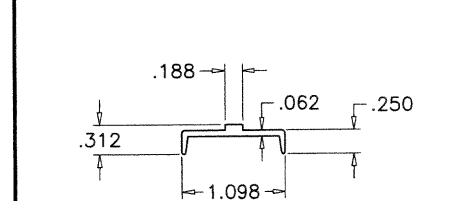
① FRAME HEAD



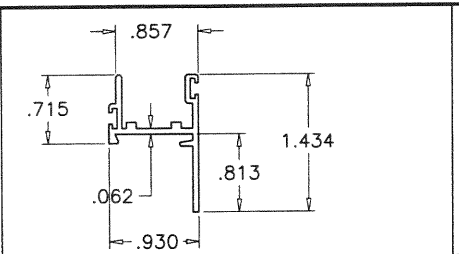
② STD. FRAME SILL



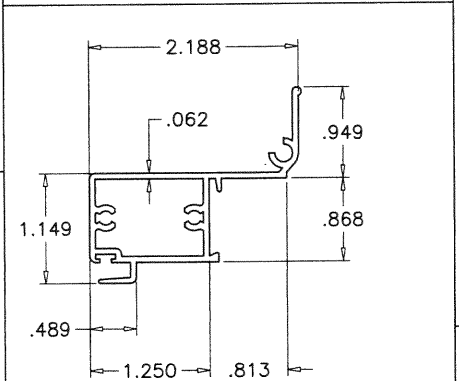
②A HI-RISE FRAME SILL



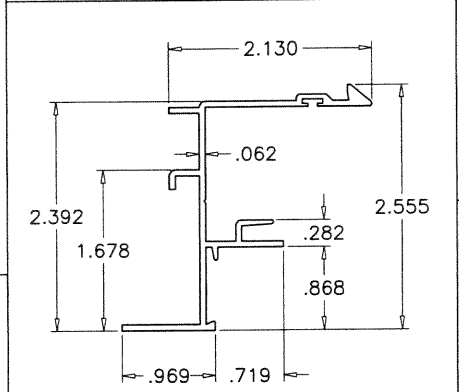
⑩ SILL TRACK



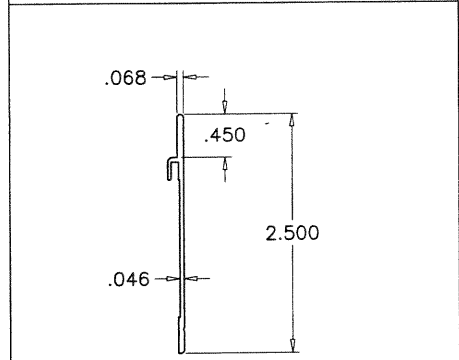
⑦ VENT TOP/BOTTOM RAIL



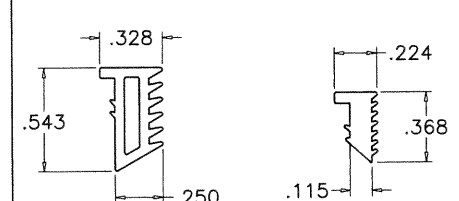
⑧ JAMB STILE



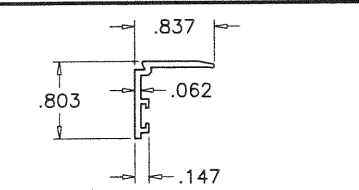
③ FRAME JAMB



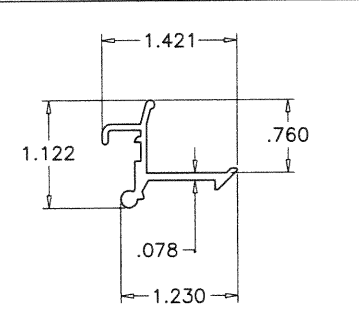
⑪ SILL RISER



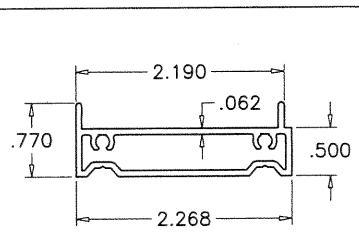
⑪.1 GLAZING WEDGE SCALE 1:1



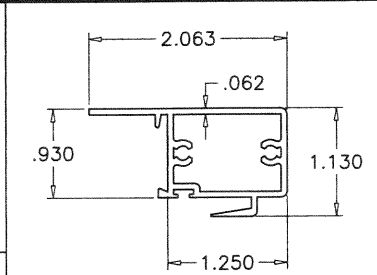
⑨ GLAZING BEAD



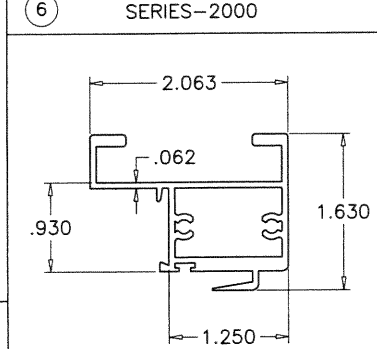
⑫ VENT LATCH



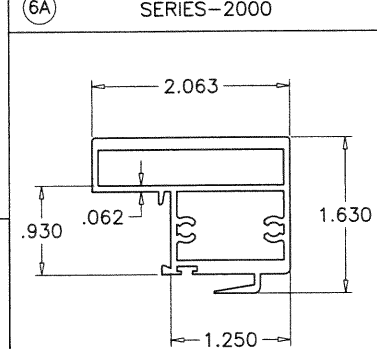
⑳ FLUSH FRAME ADAPTER



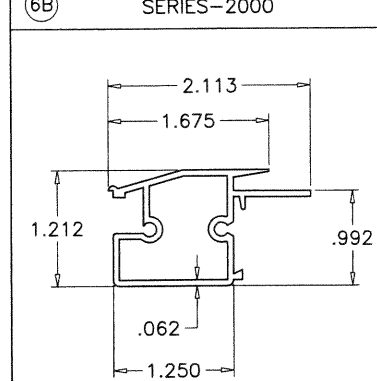
⑥ STD. MEETING RAIL SERIES-2000



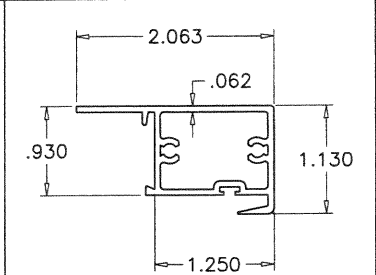
⑥A H.D. MEETING RAIL SERIES-2000



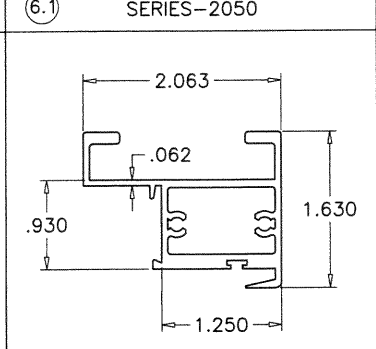
⑥B H.D. MEETING RAIL SERIES-2000



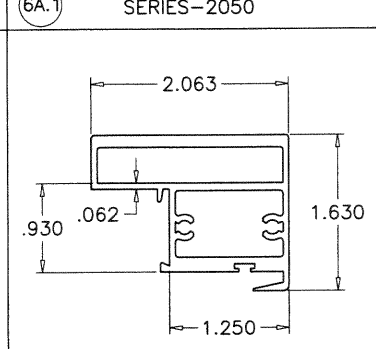
⑤ FIXED RAIL SERIES-2000



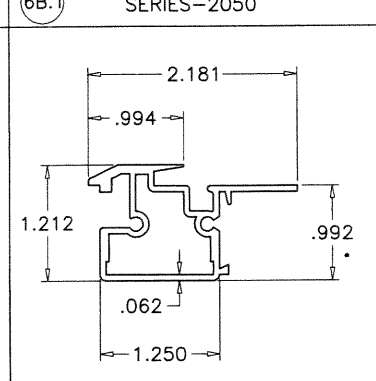
⑥.1 STD. MEETING RAIL SERIES-2050



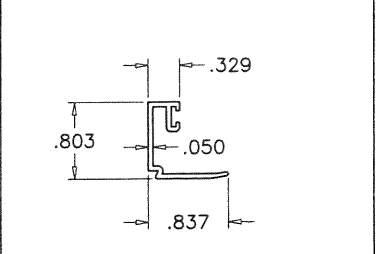
⑥A.1 H.D. MEETING RAIL SERIES-2050



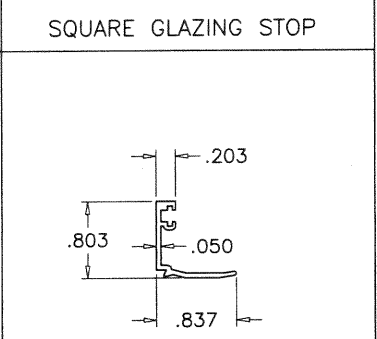
⑥B.1 H.D. MEETING RAIL SERIES-2050



⑤.1 FIXED RAIL SERIES-2050




⑨A SQUARE GLAZING STOP



⑨B SQUARE GLAZING STOP

PRODUCT REVISED
as complying with the Florida Building Code
NOA-No. **20-1202.06**
Expiration Date: **11/06/2023**
By: *Manuel Fern*
Miami-Dade Product Control



NOV 10 2020

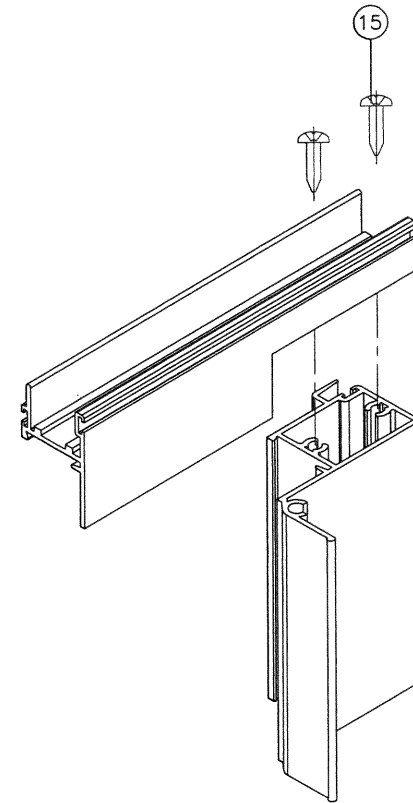
AL-FAROOQ CORPORATION
ENGINEERS & PRODUCT DEVELOPMENT
9360 SUNSET DRIVE, SUITE 220
MIAMI, FLORIDA 33173
TEL. (305) 262-6978
FAX. (305) 262-6978
COMP-ANL\W03-75ES

SERIES-2000/2050 ALUM. HORIZ. SLIDING WDW. (L.M.I.)
E.S. WINDOWS, LLC
3550 N.W. 49 STREET
MIAMI, FL. 33142
TEL. (305) 638-5151 FAX. (305) 638-5158

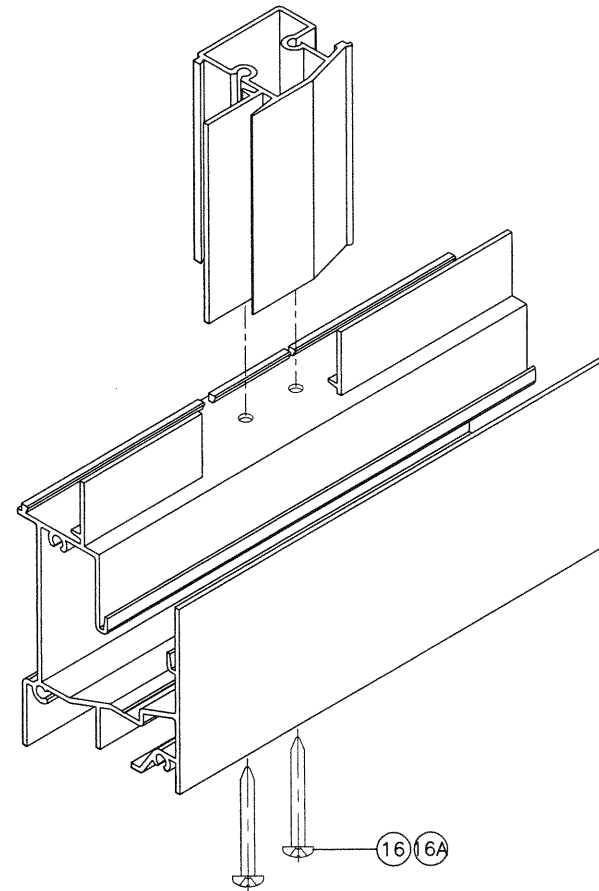
revisions:	no.	date	description	by
	G	05.15.12	REV. PER PERA COMMENTS	
	H	09.16.14	UPDATED TO 2014 FBC	
	I	09.27.17	UPDATED TO 2017 FBC	
	J	11.05.20	UPDATED TO 2020 FBC	

date:	08-27-03
scale:	1/2" = 1"
dr. by:	TARIQ
chk. by:	

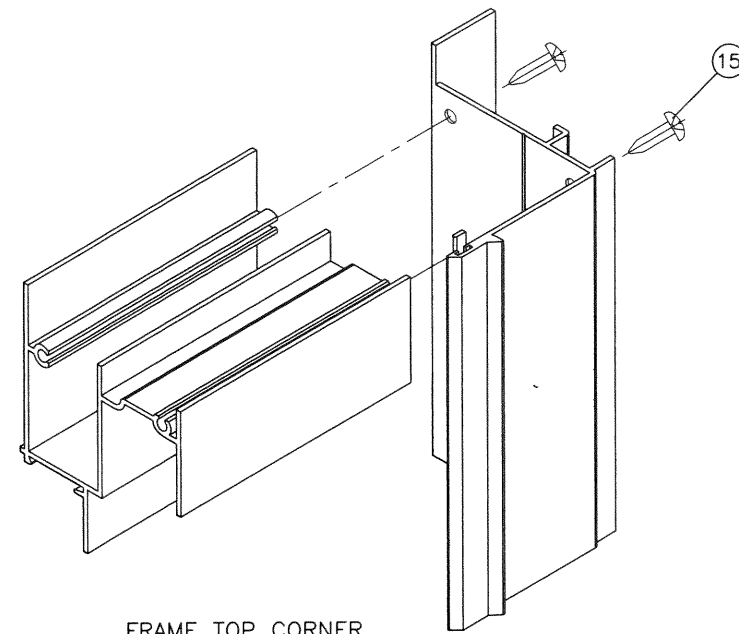
drawing no.	W03-75
sheet	8 of 9



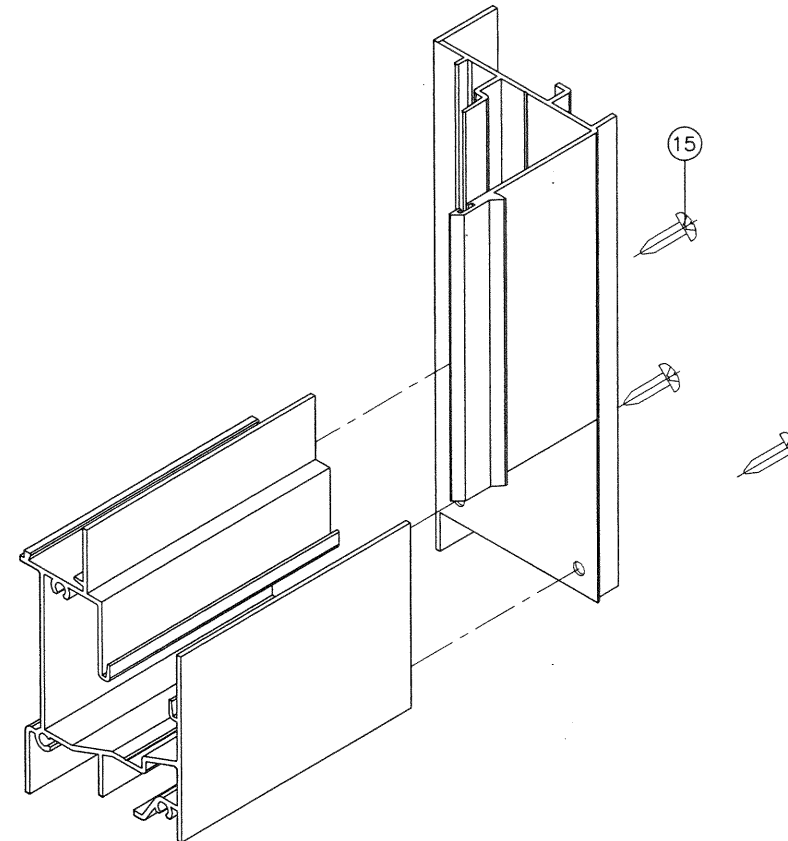
VENT TOP/BOTTOM CORNERS



FIXED MTG. RAIL CORNER




FRAME TOP CORNER



FRAME BOTTOM CORNER

PRODUCT REVISED
as complying with the Florida
Building Code
NOA-No. **20-1202.06**
Expiration Date: **11/06/2023**
By: *Manuel Torres*
Miami-Dade Product Control

NOV 10 2020



AL-FAROOQ CORPORATION
ENGINEERS & PRODUCT DEVELOPMENT
9360 SUNSET DRIVE, SUITE 220
MIAMI, FLORIDA 33173 (C.A.N. 3538)
TEL. (305) 264-8100 FAX. (305) 262-6978

COMP-ANL\W03-75ES

SERIES-2000/2050 ALUM HORIZ. SLIDING WDW. (L.M.I.)

E.S. WINDOWS, LLC
3550 N.W. 49 STREET
MIAMI, FL. 33142
TEL. (305) 638-5151 FAX. (305) 638-5158

NOA-No. **20-1202.06**
Expiration Date: **11/06/2023**
By: *Manuel Torres*
Miami-Dade Product Control

revisions:		no	date	by	description
G	05.15.12				NO CHANGE THIS SHEET
H	09.16.14				NO CHANGE THIS SHEET
I	09.27.17				UPDATED TO 2017 FBC
J	11.05.20				UPDATED TO 2020 FBC

date: 08-27-03
scale: 1/2" = 1"
dr. by: TARIQ
chk. by:

drawing no.
W03-75
sheet 9 of 9