



DEPARTMENT OF REGULATORY AND ECONOMIC RESOURCES (RER)
BOARD AND CODE ADMINISTRATION DIVISION

NOTICE OF ACCEPTANCE (NOA)

MIAMI-DADE COUNTY
PRODUCT CONTROL SECTION
11805 SW 26 Street, Room 208
Miami, Florida 33175-2474
T (786) 315-2590 F (786) 315-2599
www.miamidade.gov/economy

Philadelphia Hardware Group, Inc.

6590 Top Gun Street

San Diego, CA 92121

SCOPE:

This NOA is being issued under the applicable rules and regulations governing the use of construction materials. The documentation submitted has been reviewed and accepted by Miami-Dade County RER -Product Control Section to be used in Miami Dade County and other areas where allowed by the Authority Having Jurisdiction (AHJ).

This NOA shall not be valid after the expiration date stated below. The Miami-Dade County Product Control Section (In Miami Dade County) and/or the AHJ (in areas other than Miami Dade County) reserve the right to have this product or material tested for quality assurance purposes. If this product or material fails to perform in the accepted manner, the manufacturer will incur the expense of such testing and the AHJ may immediately revoke, modify, or suspend the use of such product or material within their jurisdiction. RER reserves the right to revoke this acceptance, if it is determined by Miami-Dade County Product Control Section that this product or material fails to meet the requirements of the applicable building code.

This product is approved as described herein, and has been designed to comply with the Florida Building Code, including the High Velocity Hurricane Zone.

DESCRIPTION: PHG Series Advantage 9700 Surface Vertical Rod Panic Exit Devices and Advantage 9500 Rim Exit Device w/ 9000 Steel HD Mullion-Component Approval-Impact

APPROVAL DOCUMENT: Drawing No. "15-03" Rev C, titled "Advantage Series Panic Locking Devices", sheets 1 through 5 of 5 dated 03-05-15 and last revised on 11/25/2020, prepared by Al-Farooq Corporation, signed and sealed by Jalal Farooq, P.E., bearing the Miami-Dade County Product Control Revision stamp with the Notice of Acceptance number and expiration date by the Miami-Dade County Product Control Section.

MISSILE IMPACT RATING: Large Missile Impact Resistant

Limitations:

1. This component is approved to be used as an alternate with an approved outswing single or double Steel doors, having current NOA (Notice of Acceptance). Lowest Design Pressure of doors or the component may control.
2. See respective Design Pressures tables in sheets 2-5 and limitations in sheet 1 of the component approval drawing.
3. Electrical device installation is **not** part of this approval, such installation to be reviewed by AHJ.

LABELING: Each unit shall bear a permanent label with the manufacturer's name or logo, city, state and series and following statement: "Miami-Dade County Product Control Approved", noted herein.

RENEWAL of this NOA shall be considered after a renewal application has been filed and there has been no change in the applicable building code negatively affecting the performance of this product.

TERMINATION of this NOA will occur after the expiration date or if there has been a revision or change in the materials, use, and/or manufacture of the product or process. Misuse of this NOA as an endorsement of any product, for sales, advertising or any other purposes shall automatically terminate this NOA. Failure to comply with any section of this NOA shall be cause for termination and removal of NOA.

ADVERTISEMENT: The NOA number preceded by the words Miami-Dade County, Florida, and followed by the expiration date may be displayed in advertising literature. If any portion of the NOA is displayed, then it shall be done in its entirety.

INSPECTION: A copy of this entire NOA shall be provided to the user by the manufacturer or its distributors and shall be available for inspection at the job site at the request of the Building Official.

This NOA **revises & renews** # **18-0504.09** consists of this page 1 and evidence pages E-1, E-2 & E-3, as well as approval document mentioned above.

The submitted documentation was reviewed by **Ishaq I. Chanda, P.E.**



Ishaq I. Chanda

NOA No. 20-1208.04
Expiration Date: May 12, 2026
Approval Date: January 21, 2021
Page 1

NOTICE OF ACCEPTANCE: EVIDENCE SUBMITTED

1. Evidence submitted under previous approvals

A. DRAWINGS

1. Manufacturer's die drawings and sections (submitted under file below)
2. Drawing No. **"15-03" Rev A**, titled "Advantage Series Panic Locking Devices", sheets 1 thru 5 of 5 dated 05/12/16, prepared by Al-Farooq Corporation, signed & sealed by Javad Ahmad, P.E.

B. TESTS (submitted under file # 15-0629.02)

1. Test reports on:
 - 1) Air Infiltration Test, per FBC, TAS 202-94
 - 2) Uniform Static Air Pressure Test, Loading per FBC TAS 202-94
 - 3) Water Resistance Test, per FBC, TAS 202-94
 - 4) Large Missile Impact Test per FBC, TAS 201-94
 - 5) Cyclic Wind Pressure Loading per FBC, TAS 203-94
 - 6) Forced Entry Test, per FBC, TAS 202-94

along with marked-up drawings and installation diagram of Advantage Series 9100 removable Mullion w/ 9500 Rim Panic exit and Advantage 9700 SVR panic exit, prepared by Fenestration Testing Lab, Test Report No. **FTL 7524**, dated 07/11/14, signed and sealed by Idalmis Ortega, P. E. Note: This test report has been issued an addendum letter dated April 07, 2016, issued by Fenestration Testing Lab)

C. CALCULATIONS

1. Anchor verification complying w/FBC 2014 (5th edition), prepared by prepared by Al-Farooq Corporation, dated 05/18/15, signed and sealed by Javad Ahmad, P.E.

D. QUALITY ASSURANCE

1. Miami Dade Department of Regulatory and Economic Resources (RER).

E. MATERIAL CERTIFICATIONS

1. None.

F. STATEMENTS

1. Statement letter of conformance to FBC 2014 (5th Edition), letter of no financial interest dated 05/18/2015, issued by Al-Farooq Corporation, signed and sealed by Javad Ahmad, P.E.
2. Statement letter dated MAR 03, 2016, issued by Ryder International Co., Ltd, Taiwan, authorizing Philadelphia Hardware Group (PHG) Inc., USA to distribute their Advantage series commercial hardware.
3. Lab compliance as part of the above referenced test reports.

G. OTHER

1. Test proposal # 12-1988 dated Jan 04, 2013 approved by RER.
2. Distribution agreement between Philadelphia Hardware Group (PHG) Inc., USA and Ryder International Co, Ltd, Taiwan, signed by James Uy, manager (PHG) and Chung I. Huang, manger(Ryder Int'l.), respectively on behalf of their companies.

2. Evidence submitted under previous approval.

A. DRAWINGS

1. Drawing No. **"15-03" Rev B**, titled "Advantage Series Panic Locking Devices", sheets 1 through 5 of 5 dated 03-05-15 and last revised on May 2, 2018, prepared by Al-Farooq Corporation, signed and sealed by Javad Ahmad, P.E. (Note: This revision consist of editorial FBC 2017 upd:

Isaac I. Chanda
Isaac I. Chanda, P.E.

Product Control Unit Supervisor

NOA No. 20-0804.04

Expiration Date: May 12, 2026

Approval Date: January 21, 2021

NOTICE OF ACCEPTANCE: EVIDENCE SUBMITTED

2. Evidence submitted under previous approval (continue).

B. TESTS

1. None.

C. CALCULATIONS

1. None.

D. QUALITY ASSURANCE

1. Miami Dade Department of Regulatory and Economic Resources (RER).

E. MATERIAL CERTIFICATIONS

1. None.

F. STATEMENTS

1. Statement letter of conformance to **FBC 6th Edition (2017)** and of no financial interest, prepared by Al Farooq Corporation, dated 05/01/18, signed and sealed by Javad Ahmad, P.E.
2. Statement of lab compliance, as part of test report.

G. OTHER

1. This NOA **revises NOA # 15-0629.02**, expiring 05/12/21.

3. New Evidence submitted.

A. DRAWINGS

1. Drawing No. **"15-03" Rev C**, titled "Advantage Series Panic Locking Devices", sheets 1 through 5 of 5 dated 03-05-15 and last revised on 11/25/2020, prepared by Al-Farooq Corporation, signed and sealed by Jalal Farooq, P.E.

B. TESTS

1. None.

C. CALCULATIONS

1. Anchor verification complying w/FBC 2020 (7th edition), prepared by prepared by Al-Farooq Corporation, dated 11/25/20, signed and sealed by Jalal Farooq, P.E.

D. QUALITY ASSURANCE

1. Miami Dade Department of Regulatory and Economic Resources (RER).

E. MATERIAL CERTIFICATIONS

1. None.

F. STATEMENTS

1. Statement letter of conformance to FBC 2020 (7th Edition), letter of no financial interest dated 11/25/2020, issued by Al-Farooq Corporation, signed and sealed by Jalal Farooq, P.E.
2. Statement letter dated MAR 03, 2016, issued by Ryder International Co., Ltd, Taiwan, authorizing Philadelphia Hardware Group (PHG) Inc., USA to distribute their Advantage series commercial hardware(part of previous approval).
3. Statement of lab compliance, as part of test report.

G. OTHER

1. This NOA **revises & renews NOA # 18-0504.09**, expiring 05/12/26

Ishaq I. Chanda

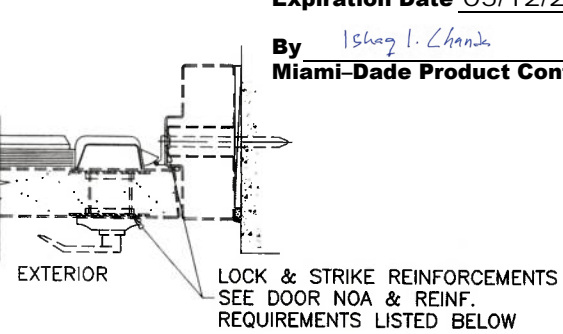
Ishaq I. Chanda, P.E.
Product Control Unit Supervisor
NOA No. 20-0804.04
Expiration Date: May 12, 2026
Approval Date: January 21, 2021

PHG ADVANTAGE SERIES RIM/SVR PANIC EXIT LOCKING DEVICES
(Component Approval)

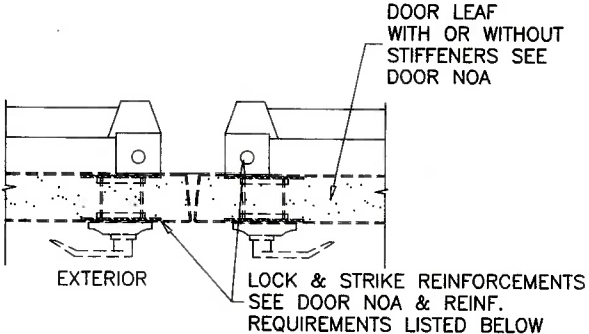
PRODUCT REVISED
as complying with the Florida
Building Code
NOA-No. 20-1208.04

Expiration Date 05/12/2026

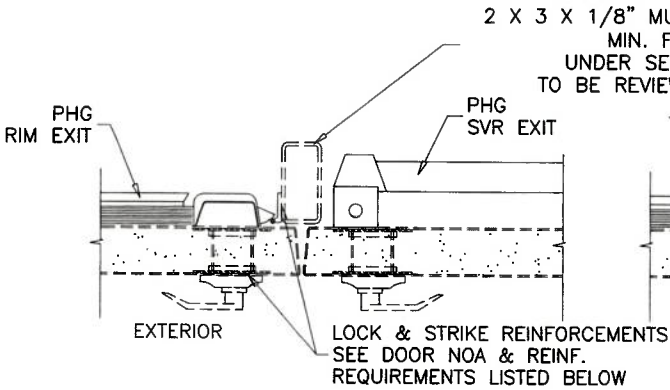
By *Ishag I. Chande*
Miami-Dade Product Control



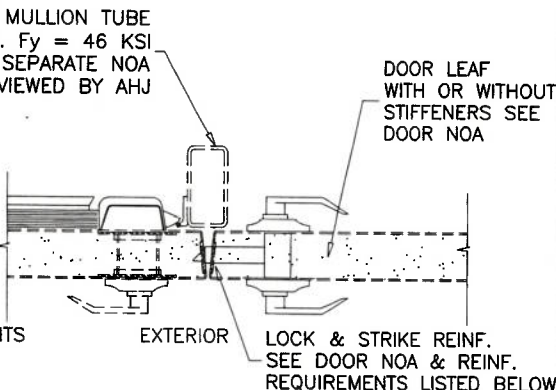
SECTION A-A



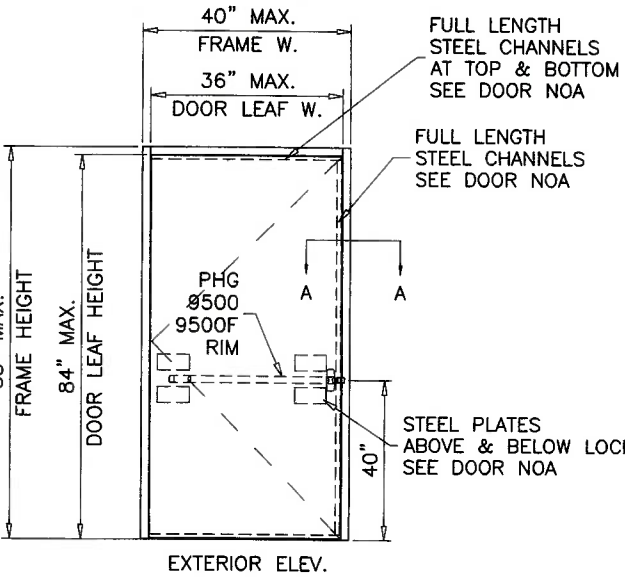
SECTION B-B



SECTION C-C



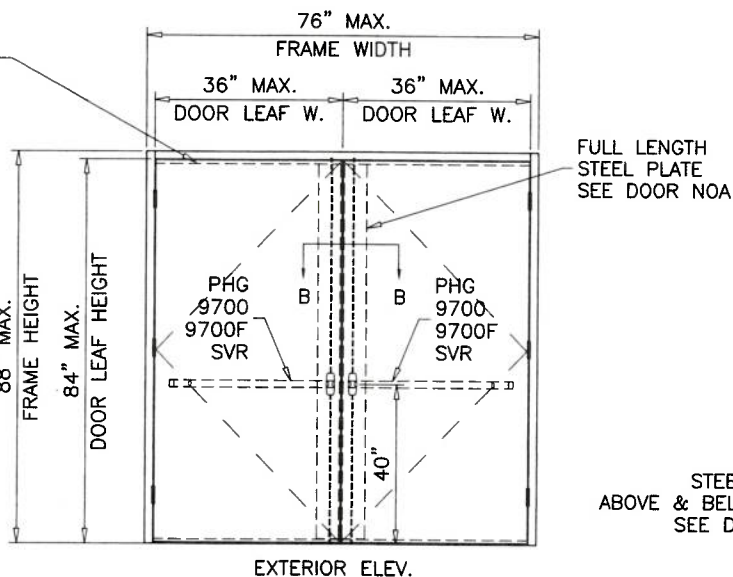
SECTION D-D



OUTSWING SINGLE STEEL DOOR

UNDER SEPARATE APPROVAL

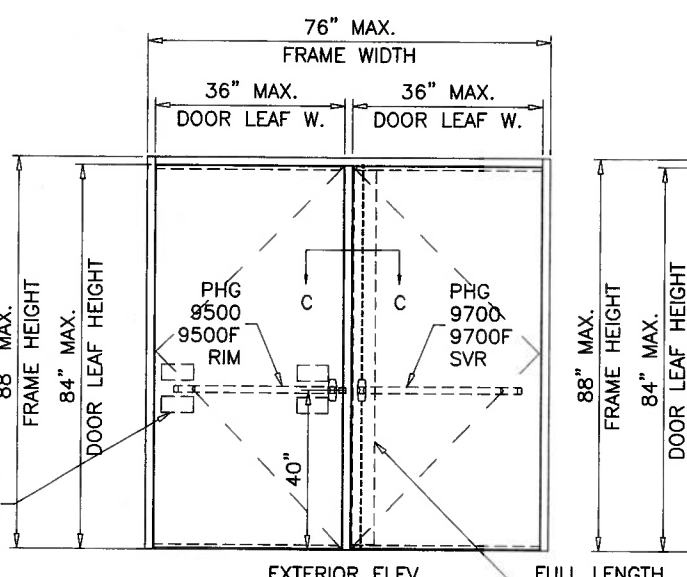
ADVANTAGE 9500/9500F RIM EXIT DEVICE



OUTSWING SINGLE OR DOUBLE STEEL DOOR

UNDER SEPARATE APPROVAL

ADVANTAGE 9700/9700F SURFACE VERTICAL ROD (SVR) EXIT DEVICE



OUTSWING STEEL DOORS WITH INTERMEDIATE MULLION

UNDER SEPARATE APPROVALS

9500/9500F SERIES RIM EXIT DEVICE AT BOTH DOORS WITH MULLION OR 9700/9700F SURFACE VERTICAL ROD EXIT DEVICE AT BOTH DOORS OR ANY COMBINATION OF ABOVE WITH MULLION


ALSO COMBINATION OF 9500/9500F RIM EXIT DEVICES WITH MULLION AND WITH ADVANTAGE LEVERSET LOCKS OR MORTISE LOCK W/ DEAD BOLT
SEE SEPARATE PHG NOA FOR LEVERSET LOCK OR MORTISE LOCK W/ DEAD BOLT CAPACITY.

WHEN (2) SINGLE DOORS MULLED WITH CURRENT APPROVED MULLION THE LOWER DESIGN PRESSURE OF DOOR, MULLION, ADVANTAGE RIM OR SVR PANIC DEVICE OR ADVANTAGE LEVERSET OR MORTISE LOCK W/ DEAD BOLT SHALL CONTROL.

LIMITATIONS:

- PANIC EXIT LOCKING HARDWARE IS APPROVED TO BE USED AS EQUAL ALTERNATIVE IN STEEL OUTSWING DOORS HOLDING CURRENT NOA. LOWEST DESIGN PRESSURE RATING FROM DOOR, LOCK COMPONENT, MULLION OR PANIC EXIT COMPONENT NOA(S) WILL APPLY.
- DOOR PANEL FACE SHEETS TO BE MIN. 18 GA. (.048" MIN.) Fy MIN.=51.0 KSI STEEL OR BETTER. FRAME JAMBS TO BE MIN. 16 GA. (.060" MIN.) Fy MIN.=49.0 KSI STEEL OR BETTER. MULLION TO BE MIN. 1/8" THK. STEEL OR BETTER UNDER SEPARATE NOA. LEAF SIZES NOT TO EXCEED 36" WIDTH & 84" HEIGHTS OR FRAME SIZES SHOWN.
- ELECTRICAL/ELECTRONIC FUNCTION AND INSTALLATION OTHER THAN SELF CONTAINED ELECTRONIC DEVICE IS NOT PART OF THIS APPROVAL, AND SUCH INSTALLATION MUST BE REVIEWED BY CORRESPONDING BUILDING AUTHORITY.
- EGRESS COMPLIANCE TO BE REVIEWED BY BUILDING OFFICIAL.
- PHG PANIC EXIT DEVICE SHALL BE INSTALLED AS PER MANUF'S INSTALLATION INSTRUCTIONS.
- DESIGN LOADS SHOWN ARE BASED ON 'ALLOWABLE STRESS DESIGN (ASD)'.

THIS PRODUCT HAS BEEN DESIGNED AND TESTED TO COMPLY WITH THE REQUIREMENTS OF THE 2017 (6TH EDITION)/2020 (7TH EDITION) FLORIDA BUILDING CODE INCLUDING HIGH VELOCITY HURRICANE ZONE (HVHZ).



Sealed: 11/25/2020

afC

AL-FAROOQ CORPORATION
ENGINEERS & PRODUCT DEVELOPMENT
9360 SUNSET DRIVE, SUITE 220
MIAMI, FLORIDA 33173
TEL. (305) 264-8100 FAX. (305) 262-6978

ADVANTAGE SERIES PANIC EXIT LOCKING DEVICES
PHILADELPHIA HARDWARE GROUP (PHG)
6590 TOP GUN STREET
SAN DIEGO, CA, 92121
TEL. (800) 545-2309 FAX. (800) 828-0988

no	date	by	description
A	03.15.16	REV. PER RER COMMENTS	
B	05.01.18	UPDATED TO 2017 FBC	
C	11.12.20	UPDATED TO 2020 FBC	

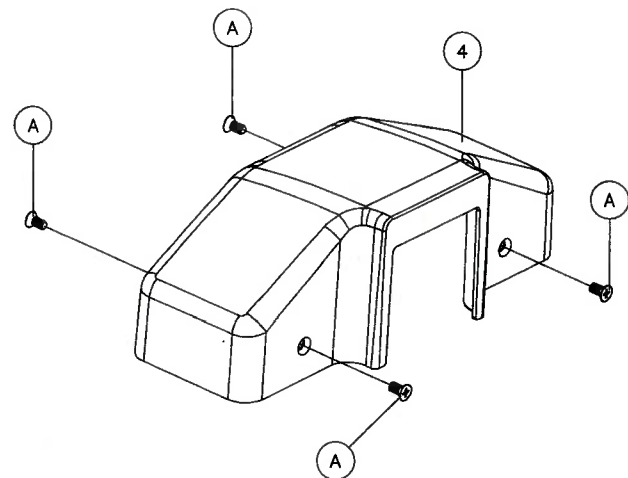
date: 03-05-15
scale: 3/8" = 1"
dr. by: TARIQ
chk. by:

drawing no.

15-03

sheet 1 of 5

LOCKS 15-03PHG


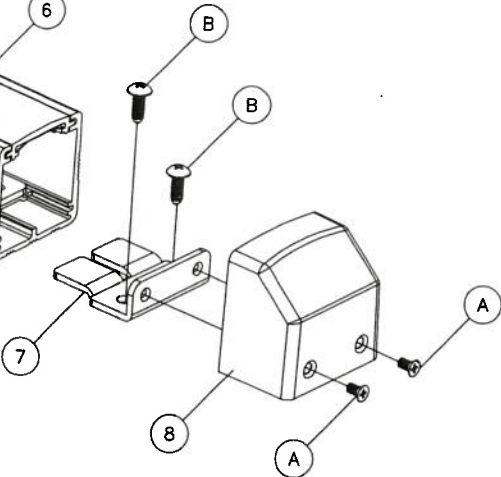
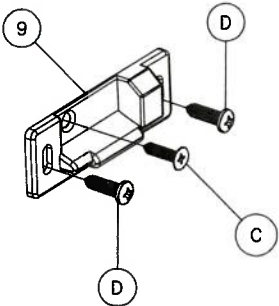

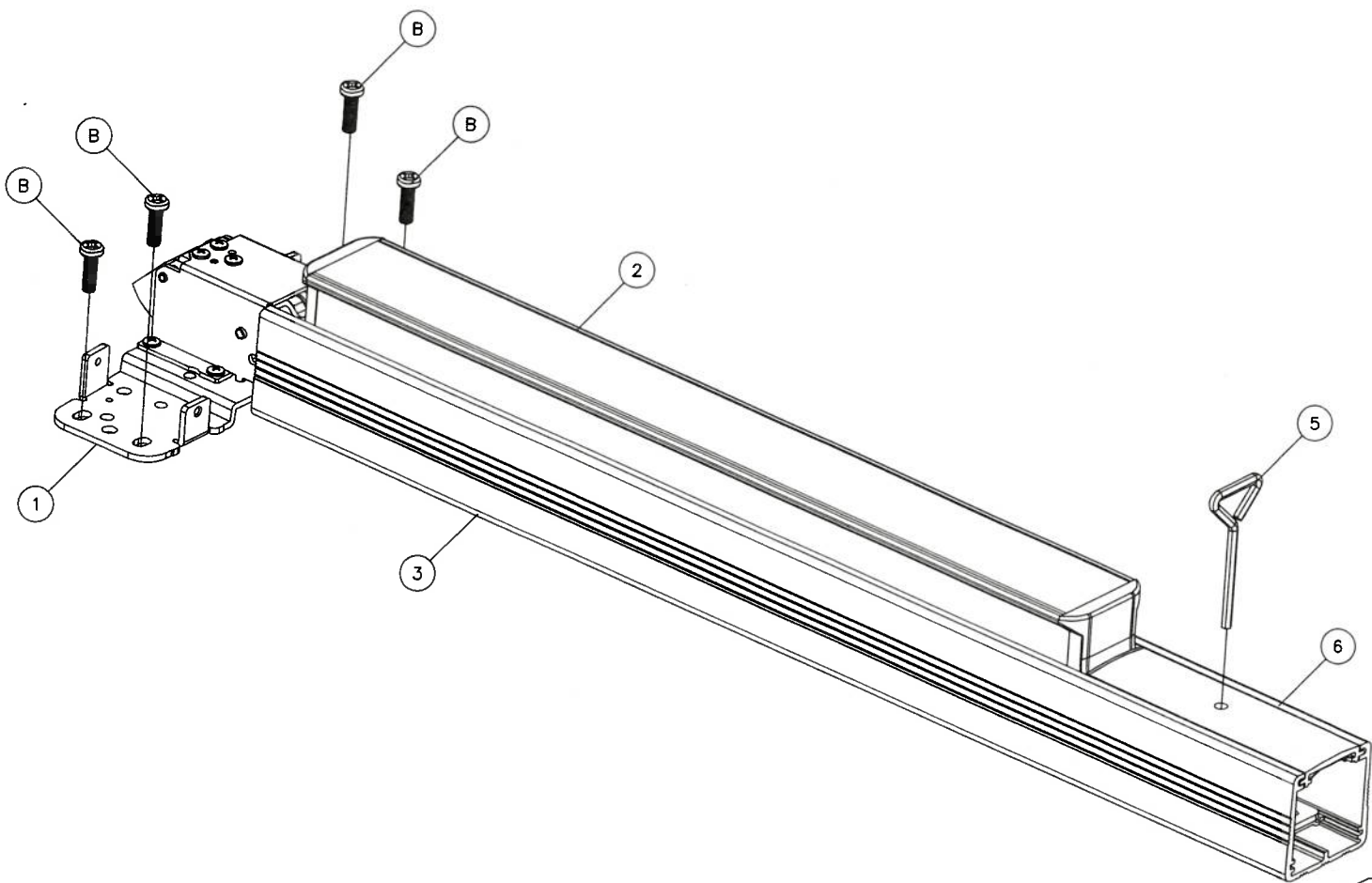


PRODUCT REVISED
as complying with the Florida
Building Code
NOA-No. 20-1208.04
Expiration Date 05/12/2026
By Ishag I. Chande
Miami-Dade Product Control

ITEM NO.	DESCRIPTION	QUANTITY	REMARKS
1	CHASIS ASSEMBLY	1	-
2	PUSH RAIL	1	-
3	MOUNTING RAIL	1	-
4	HEAD COVER	1	-
5	ALLEN WRENCH	1	-
6	SLIDING SHIM	1	-
7	BRACKET	1	-
8	END CAP	1	-
9	STRIKE (9570)	1	-
A	SM4 FLAT HEAD SCREWS	6	-
B	BINDING POST SCREWS	6	-
C	#12 X 1/2" FLAT HEAD SCREWS	1	-
D	#12 X 1/2" ROUND HEAD SCREWS	2	-

PHG ADVANTAGE 9500 SERIES RIM EXIT DEVICE

MAXIMUM DESIGN LOAD RATING = + 90.0 PSF
(36" X 84" MAX. DOOR LEAF SIZE) - 90.0 PSF
3/4" MIN. ST/ST LATCHBOLT THROW



Sealed: 11/25/2020

AL-FAROOQ CORPORATION
ENGINEERS & PRODUCT DEVELOPMENT
9360 SUNSET DRIVE, SUITE 220
MIAMI, FLORIDA 33173 (C.A.N. 3538)
TEL. (305) 264-8100 FAX. (305) 262-6978

ADVANTAGE SERIES PANIC EXIT LOCKING DEVICES
PHILADELPHIA HARDWARE GROUP (PHG)
6590 TOP GUN STREET
SAN DIEGO, CA, 92121
TEL. (800) 545-2309 FAX. (800) 828-0988

revisions:

no	date	by	description
A	03.15.16	REV. PER RER COMMENTS	
B	05.01.18	NO CHANGE THIS SHEET	
C	11.12.20	UPDATED TO 2020 FBC	

date:	03-05-15
scale:	-
dr. by:	TARIQ
chk. by:	

drawing no.
15-03

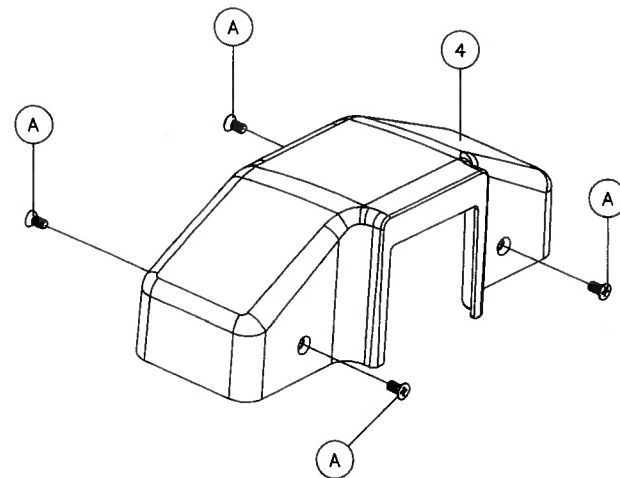
sheet 2 of 5

LOCKS\15-03PHG

ITEM NO.	DESCRIPTION	QUANTITY	REMARKS
1	CHASIS ASSEMBLY	1	-
2	PUSH RAIL	1	-
3	MOUNTING RAIL	1	-
4	HEAD COVER	1	-
5	SLIDING SHIM	1	-
6	BRACKET	1	-
7	END CAP	1	-
8	STRIKE (9570)	1	-
A	SM4 FLAT HEAD SCREWS	6	-
B	BINDING POST SCREWS	6	1346/2146
C	#12 X 1/2" FLAT HEAD SCREWS	1	-
D	#12 X 1/2" ROUND HEAD SCREWS	2	-

PHG ADVANTAGE 9500F SERIES RIM EXIT DEVICE

MAXIMUM DESIGN LOAD RATING = + 90.0 PSF
(36" X 84" MAX. DOOR LEAF SIZE) - 90.0 PSF
3/4" MIN. ST/ST LATCHBOLT THROW

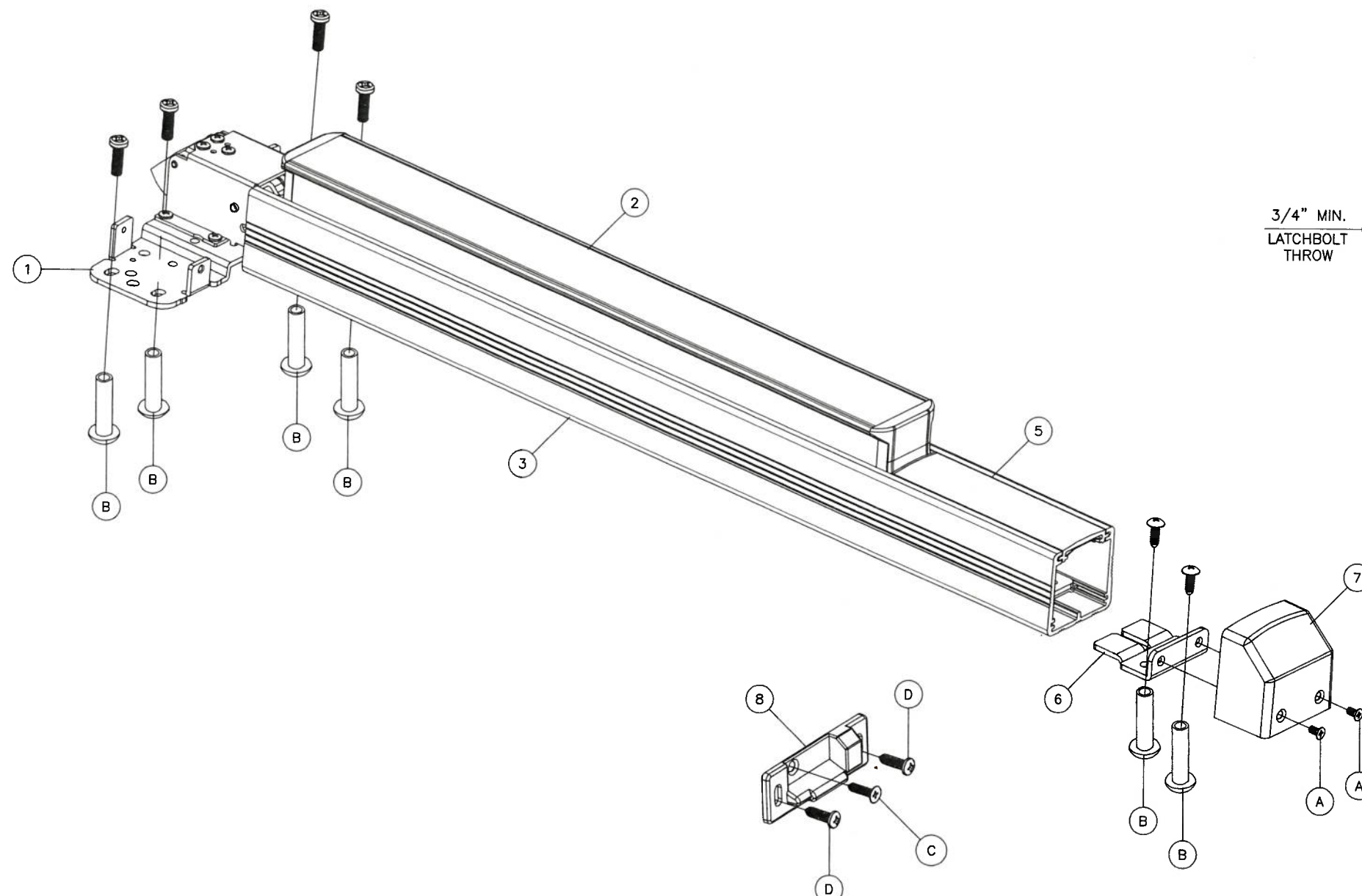


PRODUCT REVISED
as complying with the Florida
Building Code


NOA-No. 20-1208.04

Expiration Date 05/12/2026

By Ishag I. Chank
Miami-Dade Product Control



3/4" MIN.
LATCHBOLT
THROW



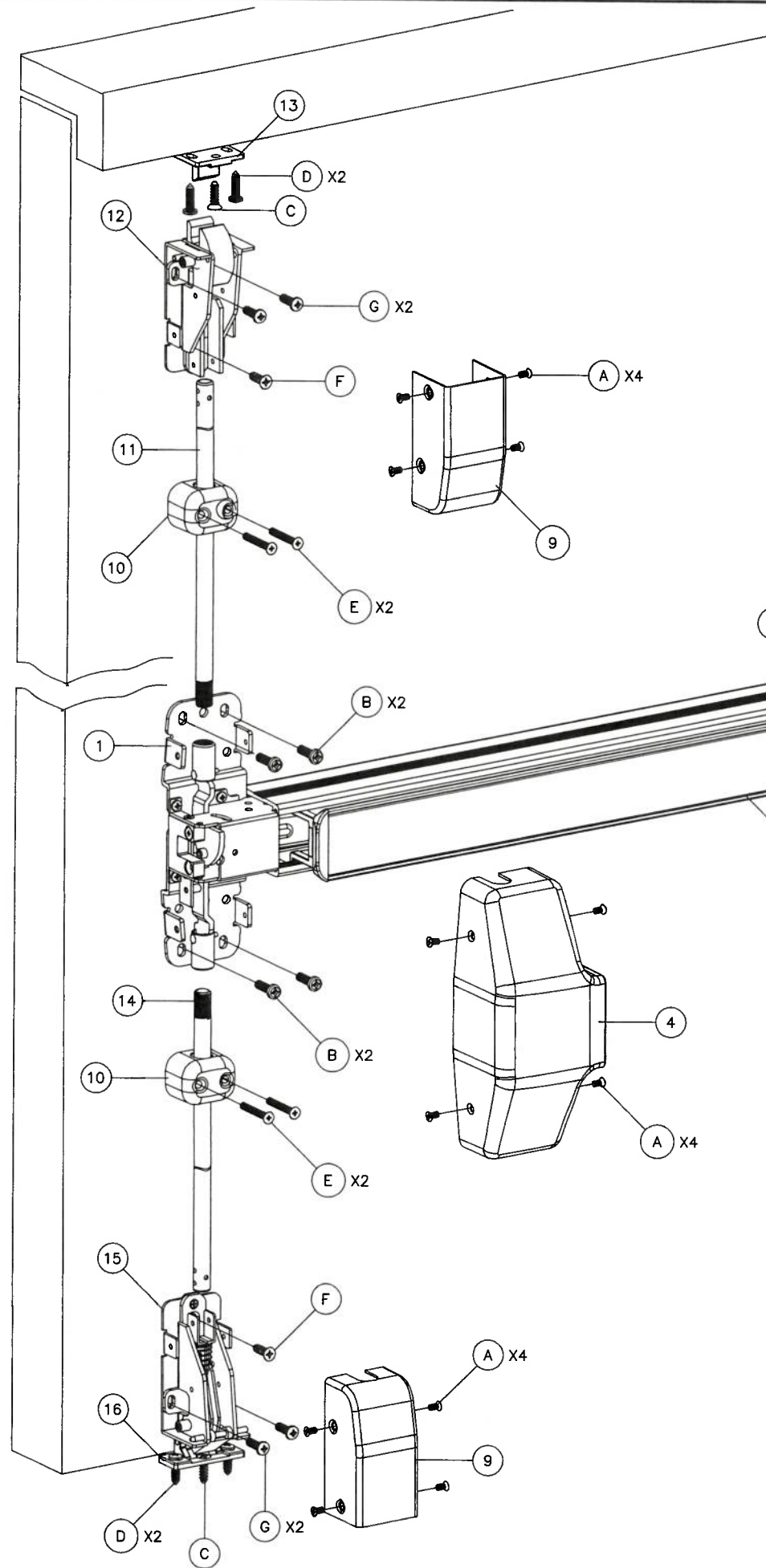
Sealed: 11/25/2020

ADVANTAGE SERIES PANIC EXIT LOCKING DEVICES
PHILADELPHIA HARDWARE GROUP (PHG)
6590 TOP GUN STREET
SAN DIEGO, CA, 92121
TEL. (800) 545-2309 FAX. (800) 828-0988

AL-FAROOQ CORPORATION
ENGINEERS & PRODUCT DEVELOPMENT
9360 SUNSET DRIVE, SUITE 220
MIAMI, FLORIDA 33173
TEL. (305) 264-8100 FAX. (305) 262-6978
C.A.N. 3538

LOCKS\15-03PHG

revisions:	no	date	by	description
	A	03.15.16		REV. PER RER COMMENTS
	B	05.01.18		NO CHANGE THIS SHEET
	C	11.12.20		UPDATED TO 2020 FBC
date:	03-05-15			
scale:	-			
dr. by:	TARIQ			
chk. by:				
drawing no.	15-03			
sheet	3 of 5			


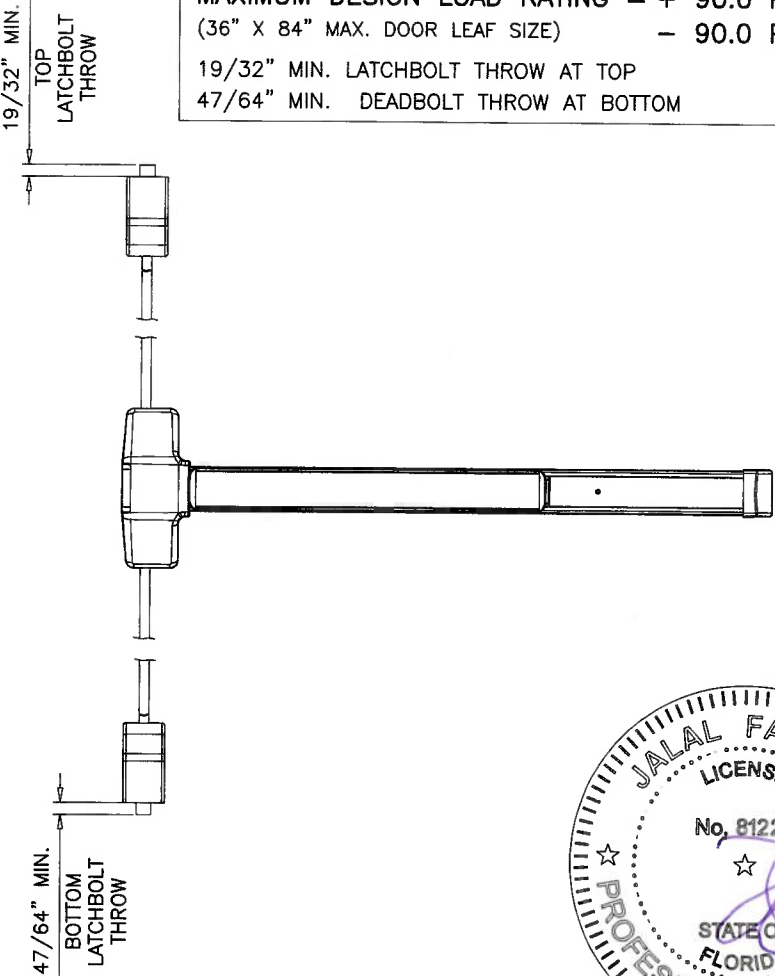


PRODUCT REVISED
as complying with the Florida
Building Code
NOA-No. 20-1208.04
Expiration Date 05/12/2026
By Ishaq I. Chande
Miami-Dade Product Control

ITEM NO.	DESCRIPTION	QUANTITY	REMARKS
1	CHASIS ASSEMBLY	1	-
2	PUSH RAIL	1	-
3	MOUNTING RAIL	1	-
4	HEAD COVER	1	-
5	ALLEN WRENCH	1	-
6	SLIDING SHIM	1	-
7	BRACKET	1	-
8	END CAP	1	-
9	LATCH COVER	2	-
10	ROD GUIDE	2	-
11	TOP ROD	1	-
12	TOP LATCH (ST/ST)	1	-
13	TOP STRIKE (9572) (ST/ST)	1	-
14	BOTTOM ROD	1	-
15	BOTTOM LATCH (ST/ST)	1	-
16	BOTTOM STRIKE (9573 OR 9575) (ST/ST)	1	-
A	SM4 FLAT HEAD SCREWS	14	-
B	#12 X 1/2" ROUND HEAD SCREWS	6	-
C	#12 X 1/2" FLAT HEAD SCREWS	2	-
D	#10 X 5/8" ROUND HEAD SCREWS	4	-
E	#10 X 1-1/2" FLAT HEAD SCREWS	4	-
F	#10 X 1/2" FLAT HEAD SCREWS	2	-
G	#10 X 5/8" ROUND HEAD SCREWS	4	-

PHG ADVANTAGE 9700 SERIES SVR EXIT DEVICE

MAXIMUM DESIGN LOAD RATING = + 90.0 PSF
(36" X 84" MAX. DOOR LEAF SIZE) - 90.0 PSF
19/32" MIN. LATCHBOLT THROW AT TOP
47/64" MIN. DEADBOLT THROW AT BOTTOM



Sealed: 11/25/2020

af c
AL-FAROOQ CORPORATION
ENGINEERS & PRODUCT DEVELOPMENT
9360 SUNSET DRIVE, SUITE 220
MIAMI, FLORIDA 33173 (C.A.N. 3538)
TEL. (305) 264-3100 FAX. (305) 262-6978

ADVANTAGE SERIES PANIC EXIT LOCKING DEVICES
PHILADELPHIA HARDWARE GROUP (PHG)
6590 TOP GUN STREET
SAN DIEGO, CA, 92121
TEL. (800) 545-2309 FAX. (800) 828-0988

revisions:	no	date	by	description
	A	03.15.16	REV. PER COMMENTS	
	B	05.01.18	NO CHANGE THIS SHEET	
	C	11.12.20	UPDATED TO 2020 FBC	

date: 03-05-15
scale: -
dr. by: TARIQ
chk. by:

drawing no.
15-03
sheet 4 of 5

LOCKS\15-03PHG

