



**DEPARTMENT OF REGULATORY AND ECONOMIC RESOURCES (RER)
BOARD AND CODE ADMINISTRATION DIVISION
NOTICE OF ACCEPTANCE (NOA)**

**MIAMI-DADE COUNTY
PRODUCT CONTROL SECTION**
11805 SW 26 Street, Room 208
Miami, Florida 33175-2474
T (786) 315-2590 F (786) 315-2599
www.miamidade.gov/economy

**Dryvit Systems, Inc.
One Energy Way
West Warrick, RI 02893**

SCOPE: This NOA is being issued under the applicable rules and regulations governing the use of construction materials. The documentation submitted has been reviewed and accepted by Miami-Dade County RER-Product Control Section to be used in Miami Dade County and other areas where allowed by the Authority Having Jurisdiction (AHJ).

This NOA shall not be valid after the expiration date stated below. The Miami-Dade County Product Control Section (In Miami Dade County) and/or the AHJ (in areas other than Miami Dade County) reserve the right to have this product or material tested for quality assurance purposes. If this product or material fails to perform in the accepted manner, the manufacturer will incur the expense of such testing and the AHJ may immediately revoke, modify, or suspend the use of such product or material within their jurisdiction. RER reserves the right to revoke this acceptance, if it is determined by Miami-Dade County Product Control Section that this product or material fails to meet the requirements of the applicable building code. This product is approved as described herein and has been designed to comply with the Florida Building Code, including the High Velocity Hurricane Zone.

DESCRIPTION: Dryvit Outsulation Plus MD with Standard Plus EIF System over 5/8" Gypsum Sheathing

APPROVAL DOCUMENT: Drawing No. **OPLSM58STDPLUS**, titled "Outsulation Plus MD System with Std. Plus over 5/8" Sheathing", sheets 1 and 2 of 2, dated 08/29/2008, with revision 2 dated 08/02/2016, prepared by Dryvit Systems, Inc., signed and sealed by Scott Wolters, P.E., bearing the Miami-Dade County Product Control revision stamp with the Notice of Acceptance number and expiration date by the Miami-Dade County Product Control Section.

MISSILE IMPACT RATING: Large and Small Missile Impact Resistant.

LABELING: Each unit shall bear a permanent label with the manufacturer's name or logo, city, state and following statement: "Miami-Dade County Product Control Approved", unless otherwise noted herein.

RENEWAL of this NOA shall be considered after a renewal application has been filed and there has been no change in the applicable building code negatively affecting the performance of this product.

TERMINATION of this NOA will occur after the expiration date or if there has been a revision or change in the materials, use, and/or manufacture of the product or process. Misuse of this NOA as an endorsement of any product, for sales, advertising or any other purposes shall automatically terminate this NOA. Failure to comply with any section of this NOA shall be cause for termination and removal of NOA.

ADVERTISEMENT: The NOA number preceded by the words Miami-Dade County, Florida, and followed by the expiration date may be displayed in advertising literature. If any portion of the NOA is displayed, then it shall be done in its entirety.

INSPECTION: A copy of this entire NOA shall be provided to the user by the manufacturer or its distributors and shall be available for inspection at the job site at the request of the Building Official. This NOA **revises & renews NOA # 17-0807.16** and consists of this page 1 and evidence pages E-1, E-2 and E-3, as well as approval document mentioned above. The submitted documentation was reviewed by **Ishaq I. Chanda, P.E.**



Ishaq I. Chanda

**NOA No. 21-0521.10
Expiration Date: December 20, 2022
Approval Date: August 05, 2021
Page 1**

NOTICE OF ACCEPTANCE: EVIDENCE SUBMITTED

1. EVIDENCE SUBMITTED UNDER PREVIOUS NOAs

A. DRAWINGS “Submitted under NOA #16-0914.02”

1. Drawing No. **OPLSM58STDPLUS**, titled “Outsulation Plus MD System with Std. Plus over 5/8” Sheathing”, sheets 1 and 2 of 2, dated 08/29/2008, with revision 2 dated 08/02/2016, prepared by Wolters Engineering, signed and sealed by Scott Wolters, P.E.

B. TESTS “Submitted under NOA # 09-0824.14”

1. Test reports on 1) Uniform Static Air Pressure Test, Loading per FBC TAS 202-94
2) Large Missile Impact Test per FBC, TAS 201-94
3) Cyclic Wind Pressure Loading per FBC, TAS 203-94
along with marked-up drawings and installation diagram of Dryvit Outsulation Plus System with Standard Plus over 5/8” Sheathing, prepared by Hurricane Test Laboratory, LLC, Test Report No. **G141-0405-09**, dated 06/29/2009, signed and sealed by Vinu J. Abraham, P.E.
2. Test reports on 1) Uniform Static Air Pressure Test, Loading per FBC TAS 202-94
2) Large Missile Impact Test per FBC, TAS 201-94
3) Cyclic Wind Pressure Loading per FBC, TAS 203-94
along with marked-up drawings and installation diagram of Dryvit Outsulation Plus System with Standard Plus over 5/8” Sheathing, prepared by Hurricane Test Laboratory, LLC, Test Report No. **G537-0302-09**, dated 06/24/2009, signed and sealed by Vinu J. Abraham, P.E.

“Submitted under NOA # 08-0729.14”

3. Test reports on 1) Air Infiltration Test, per FBC, TAS 202-94
2) Uniform Static Air Pressure Test, Loading per FBC TAS 202-94
3) Water Resistance Test, per FBC, TAS 202-94
4) Large Missile Impact Test per FBC, TAS 201-94
5) Cyclic Wind Pressure Loading per FBC, TAS 203-94
along with marked-up drawings and installation diagram of Dryvit Outsulation with Standard Plus Mesh Over Dens-Glass Gold, prepared by Hurricane Test Laboratory, LLC, Test Report No. **G387-0309-08**, dated 05/06/2008, signed and sealed by Vinu J. Abraham, P.E.
4. Test report on Tensile Bond per ASTM C297 of Dryvit Primus (P) Mixture to Various Substrates, prepared by ETC Laboratories, Test Report No. **ETC-06-1059-18353.1**, dated 12/01/2006, signed and sealed by Joseph L. Doldan, P.E.

“Submitted under NOA # 08-0729.14”

5. Test report on Tensile Bond per ASTM C297 of Dryvit Genesis (G) Mixture to Various Substrates, prepared by ETC Laboratories, Test Report No. **ETC-06-1059-18355.1**, dated 12/01/2006, signed and sealed by Joseph L. Doldan, P.E.
6. Test report on Tensile Bond per ASTM C297 of Dryvit Genesis DM (GDM) Mixture to Various Substrates, prepared by ETC Laboratories, Test Report No. **ETC-06-1059-18357.1**, dated 12/05/2006, signed and sealed by Joseph L. Doldan, P.E.

Ishaq I. Chanda

Ishaq I. Chanda, P.E.
Product Control Unit Supervisor
NOA No. 21-0521.10
Expiration Date: December 20, 2022
Approval Date: August 05, 2021

NOTICE OF ACCEPTANCE: EVIDENCE SUBMITTED

C. CALCULATIONS “Submitted under NOA # 09-0824.14”

1. Anchor verification calculations prepared by Wolters Engineering, complying with F.B.C 2007, dated 08/10/2009, signed and sealed by Scott Wolters, P.E.

“Submitted under NOA # 08-0729.14”

2. Anchor verification calculations and structural analysis prepared by Wolters Engineering, complying with F.B.C 2004, dated 07/17/2008, signed and sealed by Scott Wolters, P.E.

D. QUALITY ASSURANCE

1. Miami-Dade Department of Regulatory and Economic Resources (RER)

E. MATERIAL CERTIFICATIONS

1. None.

F. STATEMENTS “Submitted under NOA #16-0914.02”

1. Statement letter of code conformance to the 5th edition (2014) FBC issued by Wolters Engineering, dated 08/31/2016, signed and sealed by Scott Wolters, P.E.

2. EVIDENCE SUBMITTED under previous approval

A. DRAWINGS

1. None.

B. TESTS

1. None.

C. CALCULATIONS

1. None.

D. QUALITY ASSURANCE

1. Miami-Dade Department of Regulatory and Economic Resources (RER)

E. MATERIAL CERTIFICATIONS

1. None.

F. STATEMENTS

1. Statement letter of code conformance to the 6th Edition (2017) FBC issued by Wolters Engineering, dated 07/13/2017, signed and sealed by Scott Wolters, P.E.

Ishaq I. Chanda

Ishaq I. Chanda, P.E.
Product Control Unit Supervisor
NOA No. 21-0521.10
Expiration Date: December 20, 2022
Approval Date: August 05, 2021

NOTICE OF ACCEPTANCE: EVIDENCE SUBMITTED

3. NEW EVIDENCE SUBMITTED

A. DRAWINGS

1. Drawing No. **OPLSM58STDPLUS**, titled “Outsulation Plus MD System with Std. Plus over 5/8” Sheathing”, sheets 1 and 2 of 2, dated 08/29/2008, with revision 2 dated 08/02/2016, prepared by Dryvit Systems, Inc., signed and sealed by Scott Wolters, P.E.

B. TESTS

1. None.

C. CALCULATIONS

1. None.

D. QUALITY ASSURANCE

1. Miami-Dade Department of Regulatory and Economic Resources (RER)

E. MATERIAL CERTIFICATIONS

1. None.

F. STATEMENTS

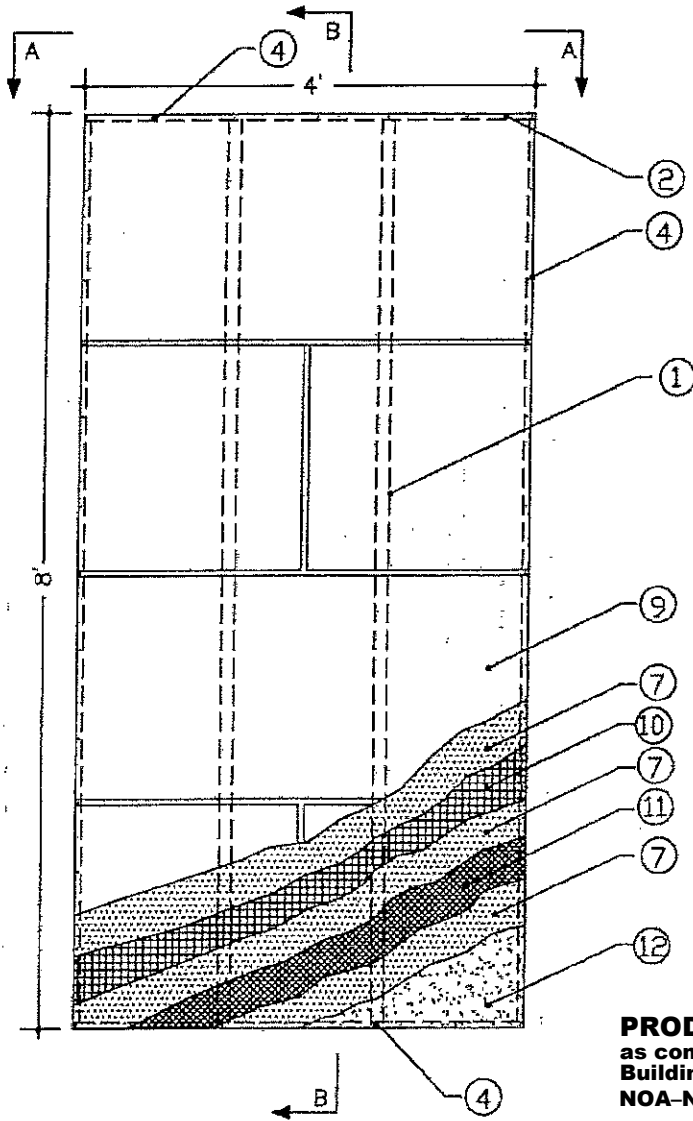
1. Statement letter of code conformance to the FBC 2020 (7th Edition) issued by Wolters Engineering, dated May 10, 2021, signed and sealed by Scott Wolters, P.E.
2. Statement letter dated July 02, 2021, from Intertek Lab for upcoming test schedule for Dryvit EIF’s system, signed by Vicki McElwain

G. OTHER

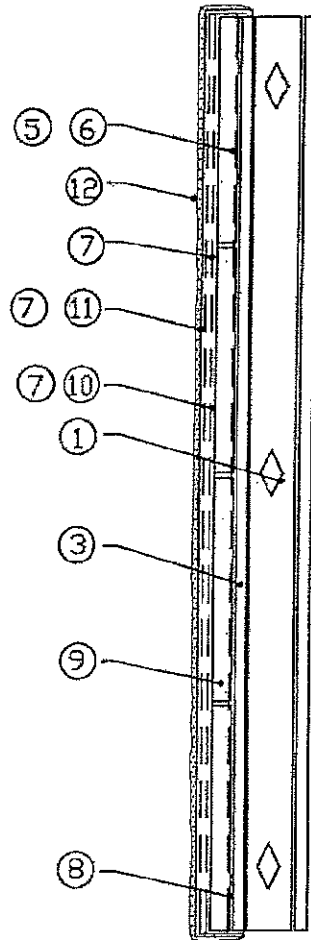
1. This NOA **revises & renews** conditionally NOA # **17-0807.16**, expiring **12/20/22** and regular renewal (balance) upon test submittal.

Ishaq I. Chanda

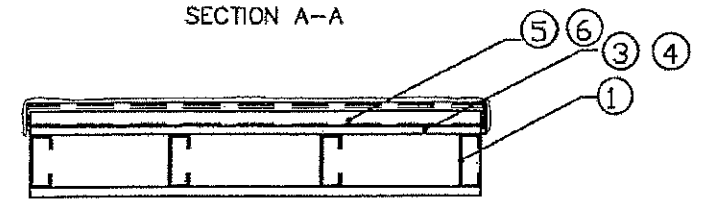
Ishaq I. Chanda, P.E.
Product Control Unit Supervisor
NOA No. 21-0521.10
Expiration Date: December 20, 2022
Approval Date: August 05, 2021



SECTION B-B



SECTION A-A



PRODUCT REVISED
 as complying with the Florida
 Building Code
 NOA-No. 21-0521.10
 Expiration Date 12/20/2022
 By Ishay I. Chank
 Miami-Dade Product Control

PRODUCT REVISED
 as complying with the Florida
 Building Code
 NOA-No. 17-0807.16
 Expiration Date 12/20/2021
 By [Signature]
 Miami-Dade Product Control

PRODUCT RENEWED
 as complying with the Florida
 Building Code
 NOA-No. 16-0914.02
 Expiration Date 12/20/2021
 By [Signature]
 Miami-Dade Product Control

MATERIAL LIST


- ① MINIMUM 6" X 16 GAUGE STEEL STUDS AT 16" O.C. - SEE NOTES 4 AND 7
- ② MINIMUM 6" X 16 GA. STEEL TRACK
- ③ MINIMUM 5/8" DENS-GLASS GOLD, USG SECURROCK, OR NATIONAL GYPSUM e2XP SHEATHING, MEETING ASTM C 1177
- ④ MINIMUM NO. 6 x 1 1/4" BUGLE HEAD SCREWS SPACED AT 4" O.C. ALONG VERTICAL STUDS
- ⑤ DRYVIT BACKSTOP® NT
- ⑥ DRYVIT STANDARD PLUS REINFORCING MESH: 6.0 OZ/SQ. YD FIBERGLASS REINFORCING MESH EMBEDDED IN THE DRYVIT BACKSTOP NT OVER THE 5/8" SHEATHING. THE STANDARD PLUS REINFORCING MESH SHALL BE LAPPED A MINIMUM OF 2 1/2" AT ALL EDGES.
- ⑦ DRYVIT BASE COAT: PRIMUS®, GENESIS®, OR GENESIS® DM; PRIMUS OR GENESIS IS MIXED 1:1 BY WEIGHT WITH PORTLAND CEMENT AND WATER. PRIMUS AND GENESIS ARE 100 PERCENT POLYMER-BASED PRODUCTS. GENESIS DM IS A DRY MIX THAT IS MIXED WITH WATER
- ⑧ ADHERE THE EXPANDED POLYSTYRENE (EPS) INSULATION BOARD WITH DRYVIT'S PRIMUS, GENESIS OR GENESIS DM MIXTURE. THE ADHESIVE IS APPLIED WITH A 3/8" X 1/2" NOTCHED TROWEL WITH NOTCHES SPACED A MAXIMUM OF 1 1/2" O.C. THE ADHESIVE SHALL BE APPLIED TO THE BACK SIDE OF THE EPS IN A VERTICAL ORIENTATION
- ⑨ MINIMUM 1" THICK INSULATION BOARD MEETING THE FBC SECTION 2612. INSULATION BOARD SUPPLIER SHALL POSSESS A CURRENT NOA WITH MIAMI DADE COUNTY
- ⑩ DRYVIT PANZER® 20 REINFORCING MESH: 20.5 OZ/SQ. YD FIBERGLASS REINFORCING MESH EMBEDDED IN DRYVIT BASE COAT. PANZER 20 MESH EDGES SHALL BE ABUTTED TIGHTLY. DO NOT OVERLAP.
- ⑪ DRYVIT STANDARD REINFORCING MESH: 4.3 OZ/SQ. YD FIBERGLASS REINFORCING MESH. REINFORCING MESH SHALL BE LAPPED A MINIMUM OF 2 1/2" AT ALL EDGES.
- ⑫ DRYVIT FINISH: A 100 PERCENT ACRYLIC BASED MATERIAL AVAILABLE IN VARIOUS TEXTURES.

GENERAL NOTES

1. THE SYSTEM HAS BEEN DESIGNED IN ACCORDANCE WITH THE LATEST EDITION OF THE FLORIDA BUILDING CODE INCLUDING THE LATEST SUPPLEMENTS.
2. THIS SYSTEM HAS BEEN TESTED IN ACCORDANCE WITH DADE COUNTY PROTOCOLS TAS-201, TAS-202, AND TAS-203 FOR LARGE MISSILE IMPACT, STRUCTURAL AND CYCLIC TESTING.
3. THIS SYSTEM SHALL BE APPLIED BY A LICENSED PLASTERING CONTRACTOR FOLLOWING THIS NOTICE OF ACCEPTANCE THE RECOMMENDATION OF DRYVIT SYSTEMS, INC. AND THE APPLICABLE SECTIONS OF THE FLORIDA BUILDING CODE.
4. THE ENGINEER AND/OR ARCHITECT OF RECORD FOR EACH PROJECT USING THIS SYSTEM SHALL SIZE ALL STUD FRAMING TO ENSURE CONFORMANCE WITH STUD DEFLECTION AND STRESS LIMITATIONS AS REQUIRED BY ALL GOVERNING CODES AND THIS DOCUMENT.
5. INSULATION BOARDS SHALL BE POSITIONED IN A RUNNING BOND PATTERN.
6. ALL STUDS USED WITH THIS SYSTEM SHALL BE COMPLETELY SHEATHED AT THE INTERIOR FLANGE OR BRIDGED AT A MAXIMUM OF EVERY 5' OF STUD LENGTH OR AS SPECIFIED BY THE STUD MANUFACTURER.
7. ALL STEEL STUDS SHALL BE STRUCTURAL WITH 1 5/8" MINIMUM FLANGE WIDTH AND HAVE A MINIMUM YIELD STRENGTH OF 33000 PSI.
8. DETAILS ON SHEET 2 OF 2 ARE TYPICAL AND SHOW INTENT TO PREVENT WATER INFILTRATION INTO AND BEHIND THIS SYSTEM. ALTERNATE DETAILS AND SPECIFIC CONDITIONS NOT COVERED BY THE TYPICAL DETAILS ARE THE RESPONSIBILITY OF THE LICENSED DESIGN PROFESSIONALS IN CONSULTATION WITH DRYVIT SYSTEMS, INC.

DESIGN PRESSURE
 ±106 psf

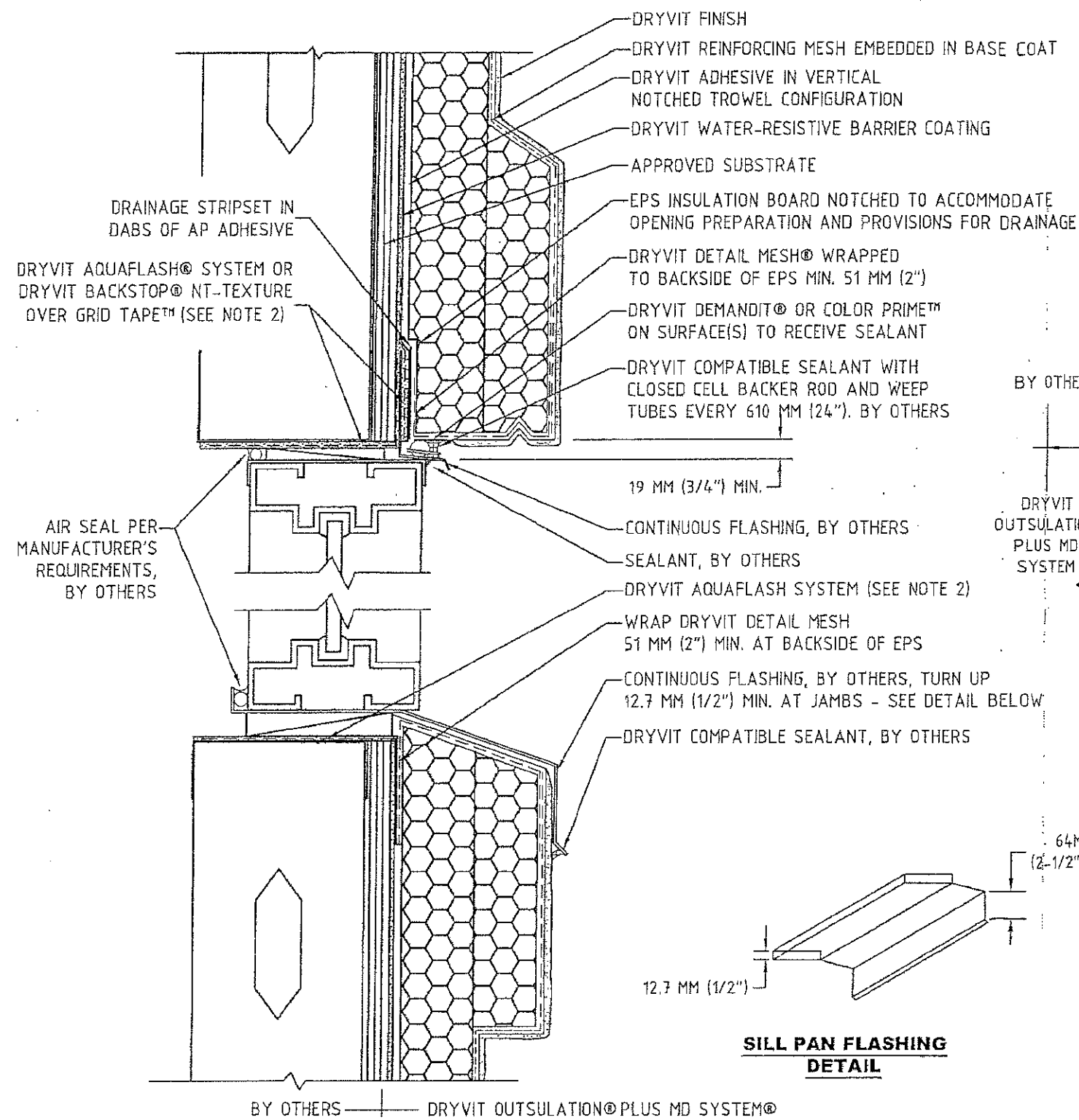
SCOTT WOLTERS
 FL PE# 62354
 WOLTERS ENGINEERING
 (COA# 27194)
 15211 97th ROAD N
 WEST PALM BEACH, FL 33412
 PH/FAX: (561) 225-1982



DRYVIT SYSTEMS, INC.

One Energy Way
 West Warwick, Rhode Island

DWG. NO.: OPLSM58STDPLUS
 SHEET NO: 1 OF 2
 ISSUE DATE: 08/29/08
 REV. / DATE: 2 / 08/02/16
 OUTSULATION PLUS® MD SYSTEM® WITH
 STD. PLUS OVER 5/8" SHEATHING



SILL PAN FLASHING DETAIL

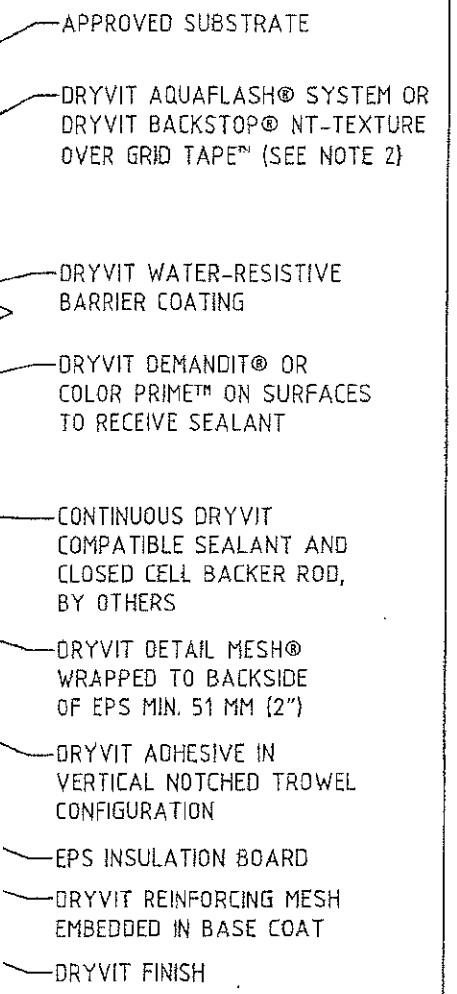
PRODUCT RENEWED
 as complying with the Florida Building Code
 NOA-No. **16-0914.02**
 Expiration Date **12/20/2021**
 By *[Signature]*
 Miami-Dade Product Control

BY OTHERS
 DRYVIT OUTSULATION PLUS MD SYSTEM

PRODUCT REVISED
 as complying with the Florida Building Code
 NOA-No. **17-0807.16**
 Expiration Date **12/20/2021**
 By *[Signature]*
 Miami-Dade Product Control

19 MM (3/4") MIN.

PRODUCT REVISED
 as complying with the Florida Building Code
 NOA-No. **21-0521.10**
 Expiration Date **12/20/2022**
 By *Ishay I. Chanda*
 Miami-Dade Product Control



SCOTT WOLTERS
 FL PE# 62354
 WOLTERS ENGINEERING
 (COA# 27194)
 15211 97th ROAD N
 WEST PALM BEACH, FL 33411
 PH/FAX: (561) 225-1982

STATE OF FLORIDA
 PROFESSIONAL ENGINEER
 AUG 31 2016

DRYVIT SYSTEMS, INC. One Energy Way West Warwick, Rhode Island		
DWG. NO.: OPLSM58STDPLUS		
SHEET NO: 2 OF 2	ISSUE DATE: 08/29/08	REV / 2 / 16
OUTSULATION PLUS® MD SYSTEM® WITH STD. PLUS OVER 5/8" SHEATHING		