



DEPARTMENT OF REGULATORY AND ECONOMIC RESOURCES (RER)  
BOARD AND CODE ADMINISTRATION DIVISION

## NOTICE OF ACCEPTANCE (NOA)

MIAMI-DADE COUNTY  
PRODUCT CONTROL SECTION

11805 SW 26 Street, Room 208  
Miami, Florida 33175-2474  
T (786) 315-2590 F (786) 315-2599

[www.miamidade.gov/economy](http://www.miamidade.gov/economy)

**Securitech Group Inc.**  
**54-60 46<sup>th</sup> Street**  
**Maspeth, NY 11378**

### SCOPE:

This NOA is being issued under the applicable rules and regulations governing the use of construction materials. The documentation submitted has been reviewed and accepted by Miami-Dade County RER -Product Control Section to be used in Miami Dade County and other areas where allowed by the Authority Having Jurisdiction (AHJ).

This NOA shall not be valid after the expiration date stated below. The Miami-Dade County Product Control Section (In Miami Dade County) and/or the AHJ (in areas other than Miami Dade County) reserve the right to have this product or material tested for quality assurance purposes. If this product or material fails to perform in the accepted manner, the manufacturer will incur the expense of such testing and the AHJ may immediately revoke, modify, or suspend the use of such product or material within their jurisdiction. RER reserves the right to revoke this acceptance, if it is determined by Miami-Dade County Product Control Section that this product or material fails to meet the requirements of the applicable building code.

This product is approved as described herein and has been designed to comply with the Florida Building Code, including the High Velocity Hurricane Zone.

### DESCRIPTION: Series "Tel-100/200" Trident multi-point Lock (Hardware)-Component Approval-Impact

**APPROVAL DOCUMENT:** Drawing No. **210-3768-1 Rev B**, titled "Multi-Point Lock-Component Approval", sheets 1 through 4 of 4, prepared by manufacturer, dated 05/26/19 and last revised on 07/09/21, signed and sealed by Thomas Gordon, P.E., bearing the Miami-Dade County Product Control Revision stamp with the Notice of Acceptance number and expiration date by the Miami-Dade County Product Control Section.

### MISSILE IMPACT RATING: Large and Small Missile Impact

**Limitations:** 1. Water infiltration rating is limited to +75.0 PSF for doors sizes 6'x7' or smaller up to code limit.

2. Air and Water infiltration are **not** approved for single or double doors 4'X8' or 8'X8' up to 6'x7'.

3. This component is approved to be used as an alternate with an approved single or double Steel doors, having current NOA (Notice of Acceptance). Lowest design pressure of doors or this component may control.

4. See Stiles Reinforcements, Hinge side bolt and contents requirements sheet 1 thru 4.

5. Electrical device installation is not part of this approval, such installation to be reviewed by AHJ.

**LABELING:** Each unit shall bear a permanent label with the manufacturer's name or logo, city, state and series and following statement: "Miami-Dade County Product Control Approved", noted herein.

**RENEWAL** of this NOA shall be considered after a renewal application has been filed and there has been no change in the applicable building code negatively affecting the performance of this product.

**TERMINATION** of this NOA will occur after the expiration date or if there has been a revision or change in the materials, use, and/or manufacture of the product or process. Misuse of this NOA as an endorsement of any product, for sales, advertising or any other purposes shall automatically terminate this NOA. Failure to comply with any section of this NOA shall be cause for termination and removal of NOA.

**ADVERTISEMENT:** The NOA number preceded by the words Miami-Dade County, Florida, and followed by the expiration date may be displayed in advertising literature. If any portion of the NOA is displayed, then it shall be done in its entirety.

**INSPECTION:** A copy of this entire NOA shall be provided to the user by the manufacturer or its distributors and shall be available for inspection at the job site at the request of the Building Official.

This NOA **revises** NOA # **19-0611.01** and consists of this page 1 and evidence pages E-1, E-2 and E-3, as well as approval document mentioned above.

The submitted documentation was reviewed by **Ishaq I. Chanda, P.E.**



*Ishaq I. Chanda*

**NOA No. 21-0713.03**  
**Expiration Date: July 08, 2024**  
**Approval Date: August 19, 2021**  
**Page 1**

**NOTICE OF ACCEPTANCE: EVIDENCE SUBMITTED**

**1. EVIDENCE SUBMITTED UNDER PREVIOUS NOA'S**

**A. DRAWINGS**

1. Manufacturer's die drawings and sections (Submitted under files #11-1109.04 /# 09-0203.05).
2. Drawing No. **210-3768-1 Rev B**, titled "Multi-Point Lock", sheets 1 through 4 of 4, prepared by manufacturer, dated 05/15/14, signed and sealed by Thomas Gordon, P.E.

**B. TESTS (Submitted under file #11-1109.04/# 09-0203.05)**

1. Test reports on: 1) Air Infiltration Test, per FBC, TAS 202-94 (Not qualified)  
2) Uniform Static Air Pressure Test, Loading per FBC TAS 202-94  
3) Water Resistance Test, per FBC, TAS 202-94 (Not qualified)  
4) Large Missile Impact Test per FBC, TAS 201-94  
5) Cyclic Wind Pressure Loading per FBC, TAS 203-94  
6) Forced Entry Test, per FBC 2411 3.2.1, TAS 202-94

Along with installation diagrams of a multi-point Trident locks tested in outswing 8'x8' double Steel doors, prepared by National Certified Testing Laboratories, Test Report No(s). **NCTLA-210-3768-1**, dated 10/12/11 and revised on 01/25/12 with addendum letter, issued by NCTL, signed and sealed by Gerald J. Ferrara, P.E.

2. Test reports on: 1) Air Infiltration Test, per FBC, TAS 202-94  
2) Uniform Static Air Pressure Test, Loading per FBC TAS 202-94  
3) Water Resistance Test, per FBC, TAS 202-94 (limited to +75)  
4) Large Missile Impact Test per FBC, TAS 201-94  
5) Cyclic Wind Pressure Loading per FBC, TAS 203-94  
6) Forced Entry Test, per FBC 2411 3.2.1, TAS 202-94

Along with installation diagrams of a multi-point Trident locks tested in outswing 6'x7' double Steel doors, prepared by National Certified Testing Laboratories, Test Report No(s). **NCTLA-210-3527-1**, dated 11/18/08 and revised on 03/25/09, signed and sealed by Gerald J. Ferrara, P.E.

**C. CALCULATIONS (Submitted under files #11-1109.04 /# 09-0203.05)**

1. Anchor and multi-point evaluation calculations dated 01/28/12, prepared, signed and sealed by Thomas Gordon, P.E.
2. Anchor and stress verification calculations dated 06/01/09, prepared, signed and sealed by Thomas Gordon, P.E.

**D. QUALITY ASSURANCE**

1. Miami Dade Department of Regulatory and Economic Resources (RER).

**E. MATERIAL CERTIFICATIONS**

1. None.

**F. STATEMENTS (Items 2, 3 & 4 below, submitted under files #11-1109.04 /# 09-0203.05)**

1. Statement letter of product compliance to FBC 2014 (**5<sup>th</sup> Edition**) & "No Financial interest" dated 05/15/14, issued, signed & sealed by Thomas Gordon, P.E.
2. Statement letter of product compliance to FBC 2007 & 2010 & "No Financial interest" dated 02/13/12, issued, signed & sealed by Thomas Gordon, P.E.
3. Statement letter of Lab compliance, as part of above test reports.
4. Addendum letters dated 01/04/12 and 03/04/09, issued by National Certified Testing Laboratories, signed and sealed by Gerald J. Ferrara, P.E. Ishaq I. Chanda

**Ishaq I. Chanda, P.E.**

**Product Control Unit Supervisor**

**NOA No. 21-0713.03**

**Expiration Date: July 08, 2024**

**Approval Date: August 19, 2021**

**NOTICE OF ACCEPTANCE: EVIDENCE SUBMITTED**

**G. OTHER**

1. Test proposals # 11-0791 dated July 01, 2011 and dated 02/26/08 approved by BCCO.
2. Trident technical publications and catalogs.
3. This NOA **revises & renews NOA # 11-1109.04**, expiring 07/08/14.

**2. EVIDENCE SUBMITTED previous approval**

**A. DRAWINGS**

1. Drawing No. **210-3768-1 Rev B**, titled “Multi-Point Lock-Component Approval”, sheets 1 through 4 of 4, prepared by manufacturer, dated 05/26/19, signed and sealed by Thomas Gordon, P.E.

**B. TESTS**

1. None.

**C. CALCULATIONS**

1. None.

**F. QUALITY ASSURANCE**

1. Miami Dade Department of Regulatory and Economic Resources (RER).

**G. MATERIAL CERTIFICATIONS**

1. None.

**F. STATEMENTS**

1. Statement letter of product compliance to FBC 2017 (**6<sup>th</sup> Edition**) & “No Financial interest” dated 05/24/19, issued, signed & sealed by Thomas Gordon, P.E.

**G. OTHER**

1. This NOA **renews NOA # 14-0520.13**, expiring 07/08/2024.

*Ishaq I. Chanda*

---

**Ishaq I. Chanda, P.E.**  
**Product Control Unit Supervisor**  
**NOA No. 21-0713.03**  
**Expiration Date: July 08, 2024**  
**Approval Date: August 19, 2021**

**NOTICE OF ACCEPTANCE: EVIDENCE SUBMITTED**

**3. NEW EVIDENCE SUBMITTED**

**A. DRAWINGS**

1. Drawing No. **210-3768-1 Rev B**, titled “Multi-Point Lock-Component Approval”, sheets 1 through 4 of 4, prepared by manufacturer, dated 05/26/19 and last revised on 07/09/21, signed and sealed by Thomas Gordon, P.E.

Note: The DWG revision for is limited to FBC 2020 updates note only.

**B. TESTS**

1. None.

**C. CALCULATIONS**

1. None.

**D. QUALITY ASSURANCE**

1. Miami Dade Department of Regulatory and Economic Resources (RER).

**E. MATERIAL CERTIFICATIONS**

1. None.

**F. STATEMENTS**

1. Statement letter of product compliance to FBC 2020 (**7<sup>th</sup> Edition**) & “No Financial interest” dated 07/09/21, issued, signed & sealed by Thomas Gordon, P.E

**G. OTHER**

1. This NOA revises NOA # **19-0611.01**, expiring 07/08/2024.

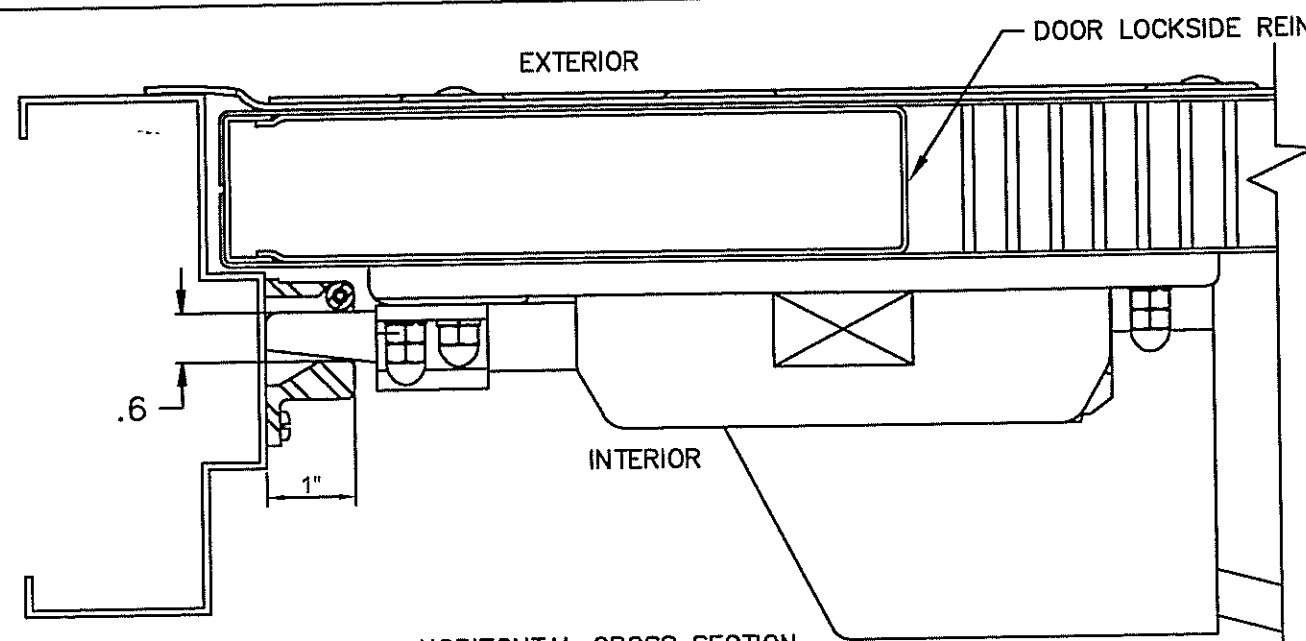
*Ishaq I. Chanda*

---

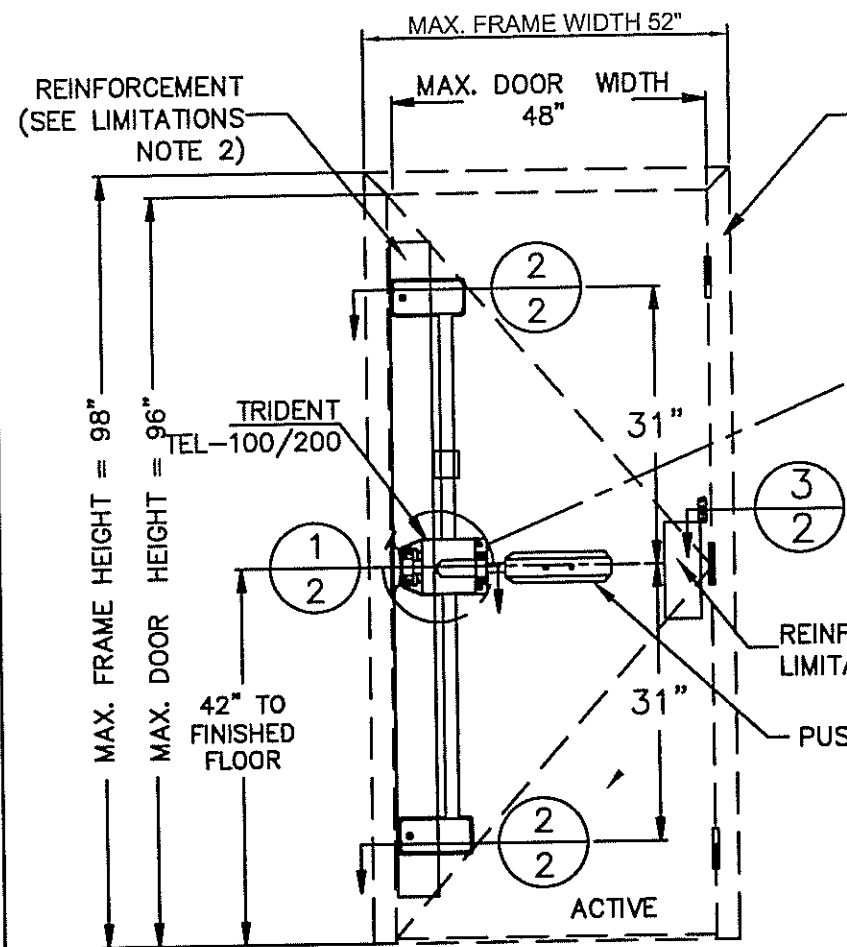
**Ishaq I. Chanda, P.E.**  
**Product Control Unit Supervisor**  
**NOA No. 21-0713.03**  
**Expiration Date: July 08, 2024**  
**Approval Date: August 19, 2021**








- 1 HORIZONTAL CROSS SECTION  
SINGLE DOOR HDWE  
TRIDENT TEL-100/200 SERIES  
2 TRIDENT SERIES MAIN LOCK MECHANISM TO STRIKE

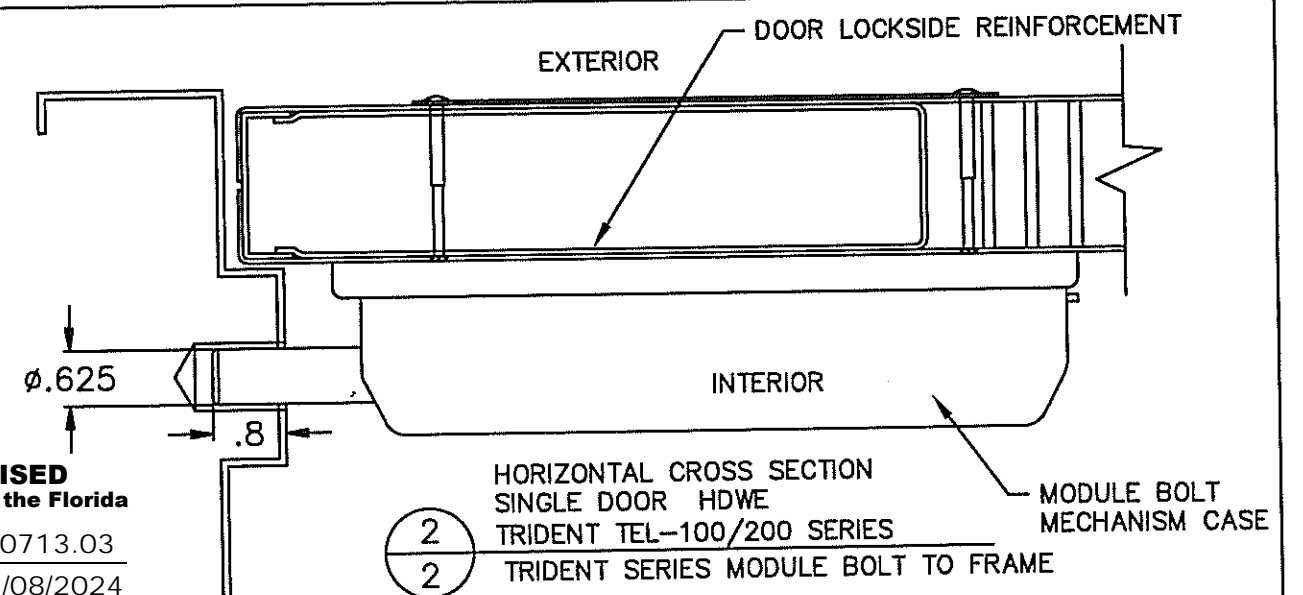


INTERIOR VIEW (OUTSWING SINGLE DOOR)

Gordon Thomas, P.E.  
3759 Blossom Court  
Mason, OH 45040  
Florida # 46718  
Date 7/9/21



**PRODUCT REVISED**  
as complying with the Florida  
Building Code  
NOA-No. 21-0713.03  
Expiration Date 07/08/2024  
By Ishag I. Chande  
Miami-Dade Product Control



- 2 HORIZONTAL CROSS SECTION  
SINGLE DOOR HDWE  
TRIDENT TEL-100/200 SERIES  
2 TRIDENT SERIES MODULE BOLT TO FRAME

**LIMITATIONS:**

1. INSTALLATION OF THIS MULTI-POINT LOCKING SYSTEM REQUIRES 18 GA. MINIMUM OUTSWING STEEL DOOR AND 16 GA. MINIMUM STEEL FRAME, HOLDING CURRENT NOA. LOWER DESIGN PRESSURE RATING OF THE DOOR OR THIS COMPONENT SHALL CONTROL.
2. DOOR PANEL TO HAVE 16 GA. CONTINUOUS LOCK REINFORCEMENT CHANNEL (1.677" X 6" X [DOOR HEIGHT-11"]) IN LOCK SIDE AND 16 GA. REINFORCEMENT (1.677" X 5.313" X 14") IN HINGE SIDE.
3. ELECTRICAL INSTALLATION IS NOT PART OF THIS APPROVAL AND SUCH INSTALLATION MUST BE REVIEWED BY CORRESPONDING BUILDING AUTHORITY.
4. APPROVED STEEL DOOR PANELS CAN NOT BE WIDER THAN 48" AND HIGHER THAN 96".

**GENERAL NOTES:**

1. DEVICE(S) HAVE BEEN TESTED TO HVHZ PROTOCOLS TAS-201, TAS-202 AND TAS-203, AND COMPLIANT WITH THE 7<sup>th</sup> EDITION (2020) FBC.
2. SINGLE DOOR LOCK OPTIONS:
  - TRIDENT SERIES TEL-100 (MANUAL LATCHING) OR
  - TRIDENT SERIES TEL-200 (SELF- LATCHING) MULTI-POINT DEVICE
  - FOR DOOR SIZE 3' X 7' OR SMALLER, UP TO THE CODE LIMIT, HINGE SIDE BOLT IS REQUIRED (SEE DETAIL 3 ON THIS SHEET)
3. PRESSURE RATING:

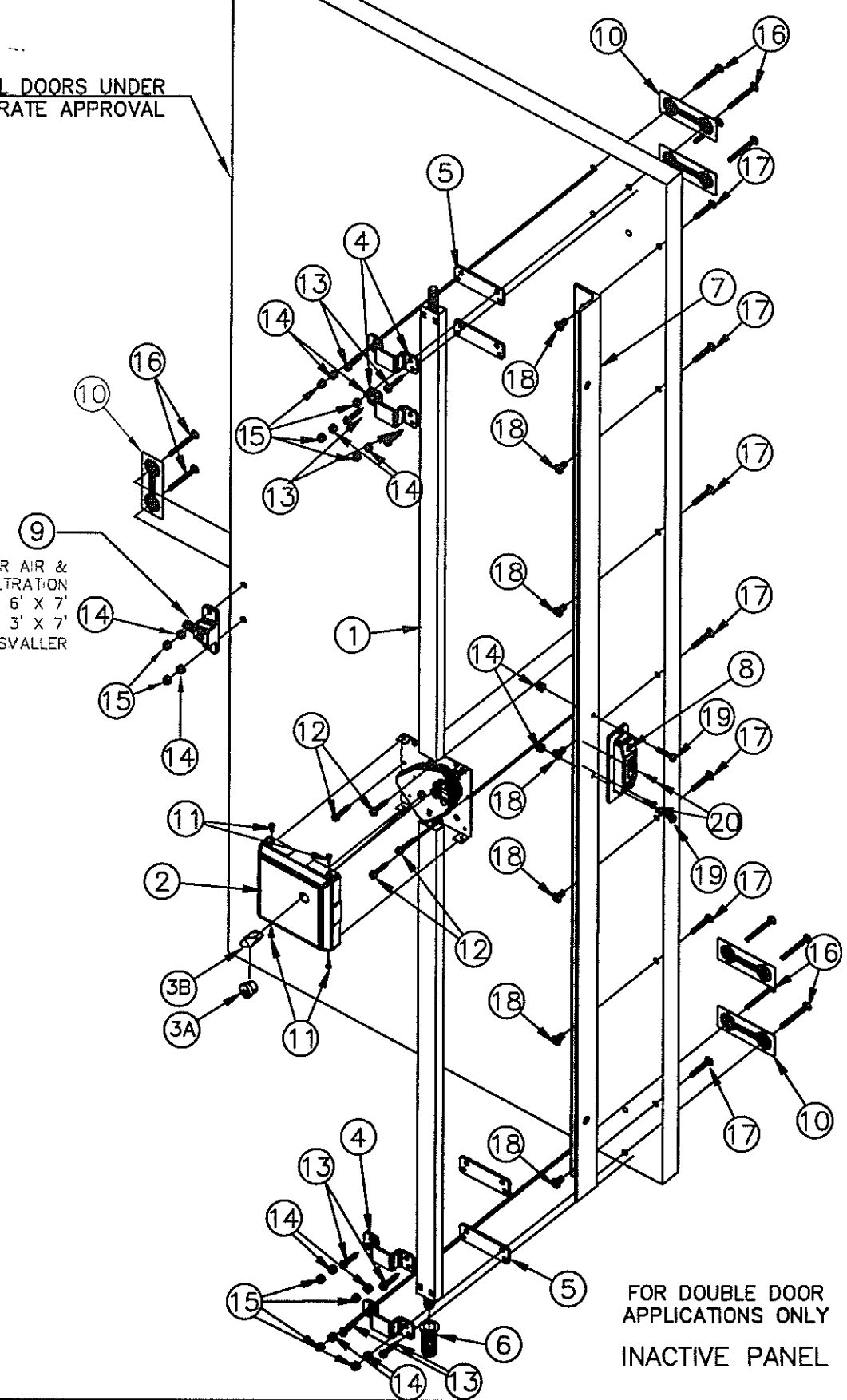
PRESSURE RATING TABLE (COMPONENT APPROVAL)	
SINGLE DOOR MULTI-POINT LOCKING SYSTEM TEL-100 OR TEL-200 (SEE NOTE 2 FOR CONTENT)	
MAX. OPENING SIZE	PRESSURE
3' X 7' (WITH HINGE SIDE BOLT)	±100 PSF
4' X 8'	±100 PSF*

\* - NOT APPROVED WHERE AIR & WATER INFILTRATION IS REQUIRED

DRAWN BY: A.V.	SECURITECH GROUP, INC. 54-45 44TH STREET MASPETH, NY, 11367 PH: (718) 392-9000/FAX: (718) 392-8944 WWW.SECURITECH.COM			
DESIGNED BY:	DESCRIPTION MULTI-POINT LOCK - COMPONENT APPROVAL			
MATERIAL: N/A	LOCK SERIES TRIDENT (TEL-100/200)			
HEAT TREATING: N/A	SHEET 2 OF 4			
FINISH: N/A	SCALE NONE			
			DATE 07.08.2021	DWG NUMBER 210-3768-1

STEEL DOORS UNDER  
SEPARATE APPROVAL

REQUIRED FOR AIR &  
WATER INFILTRATION  
ON DOOR SIZES 6' X 7'  
(DOUBLE) AND 3' X 7'  
(SINGLE), OR SMALLER



FOR DOUBLE DOOR  
APPLICATIONS ONLY  
INACTIVE PANEL

**PRODUCT REVISED**  
as complying with the Florida  
Building Code  
NOA-No. 21-0713.03  
Expiration Date 07/08/2024  
By Ishaq I. Chank  
Miami-Dade Product Control

NO.	DESCRIPTION	MATERIAL	QTY
1	MULTI-POINT AUXILIARY LOCK, WITH CYLINDER (TEL-481) 5" TOP / 7" BOTTOM # 5/8" BOLTS IN 303 SS	VARIOUS	1
	MULTI-POINT AUXILIARY LOCK, WITH THUMB-TURN (TEL-482) 5" TOP / 7" BOTTOM # 5/8" BOLTS IN 303 SS		
2	MECHANISM COVER	SAE 1010 STEEL (OR EN EQUIV)	1
3	3A KEYED CYLINDER (FOR TEL-481)	VARIOUS	1
	3B THUMB-TURN (FOR TEL-482)	303 SS	
4	CHANNEL MOUNTING BRACKET	HRP&O STEEL, 7G <sub>a</sub>	4
5	MOUNTING BRACKET UNDERPLATE	HRP&O STEEL, 7G <sub>a</sub>	4
6	COPPER SLEEVE	VARIOUS	1
7	INACTIVE LEAF STRIKE SET ANGLE BAR (TEL-DDA)*	AL 6061-T6	1
8	MAIN BOLT STRIKE ASSEMBLY (TEL-DDA)*	VARIOUS	1
9	HINGE SIDE BOLT ASSEMBLY	VARIOUS	---
10	THRU-BOLT PLATE	304 SS	5
11	FLAT UNDERCUT MACH. SCREW, 10-24 X .500 LNG.	STEEL	4
12	SELF DRILLING SCREW, HEX WASHER HEAD, #8 X .500 LNG.	STEEL	4
13	SELF DRILLING SCREW, HEX WASHER HEAD, #14 X 1.500 LNG.	STEEL	8
14	"K" LOCK NUT, 1/4-20	STEEL	8
15	ACORN CAP NUT, 1/4-20	STEEL	8
16	CARRIAGE BOLT, 1/4-20 X 2.500 LNG.	ASTM A307 STEEL Gr 5	10
17	CARRIAGE BOLT, 1/4-20 X 1.75 LNG.	ASTM A307 STEEL Gr 5	7
18	ACORN CAP NUT, 1/4-20	STEEL	7
19	MACHINE SCREW, HEX WASHER HEAD, 1/4-20 X 1" LNG.	STEEL	2
20	SHEET METAL SCREW, PAN HEAD PHILLIPS, #8 X .500 LNG.	STEEL	2

NOTES:


DOUBLE DOOR SYSTEM TEL-IAL CONSIST OF THE FOLLOWING COMPONENTS:

ACTIVE LEAF - TRIDENT SERIES TEL100 (MANUAL LATCHING) OR  
TEL-200 (AUTOMATIC LATCHING) MULTI-POINT DEVICE

- INACTIVE LEAF (SHOWN ON THIS SHEET)
- TEL-481 (INTERIOR CYLINDER) OR
  - TEL-482 (INTERIOR THUMBTURN ) TWO-POINT AUXILIARY LOCK AND
  - TEL-DDA DOUBLE DOOR STRIKE KIT

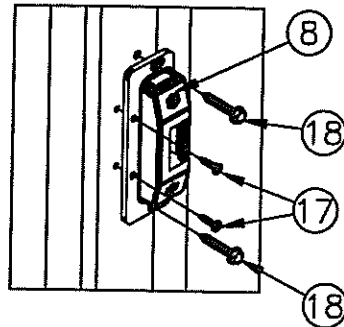
SEE SHEET 4 FOR ACTIVE LEAF HARDWARE

7/9/21  
Gordon Thomas, P.E.  
3759 Blossom Court  
Mason, OH 45040  
Florida # 46718

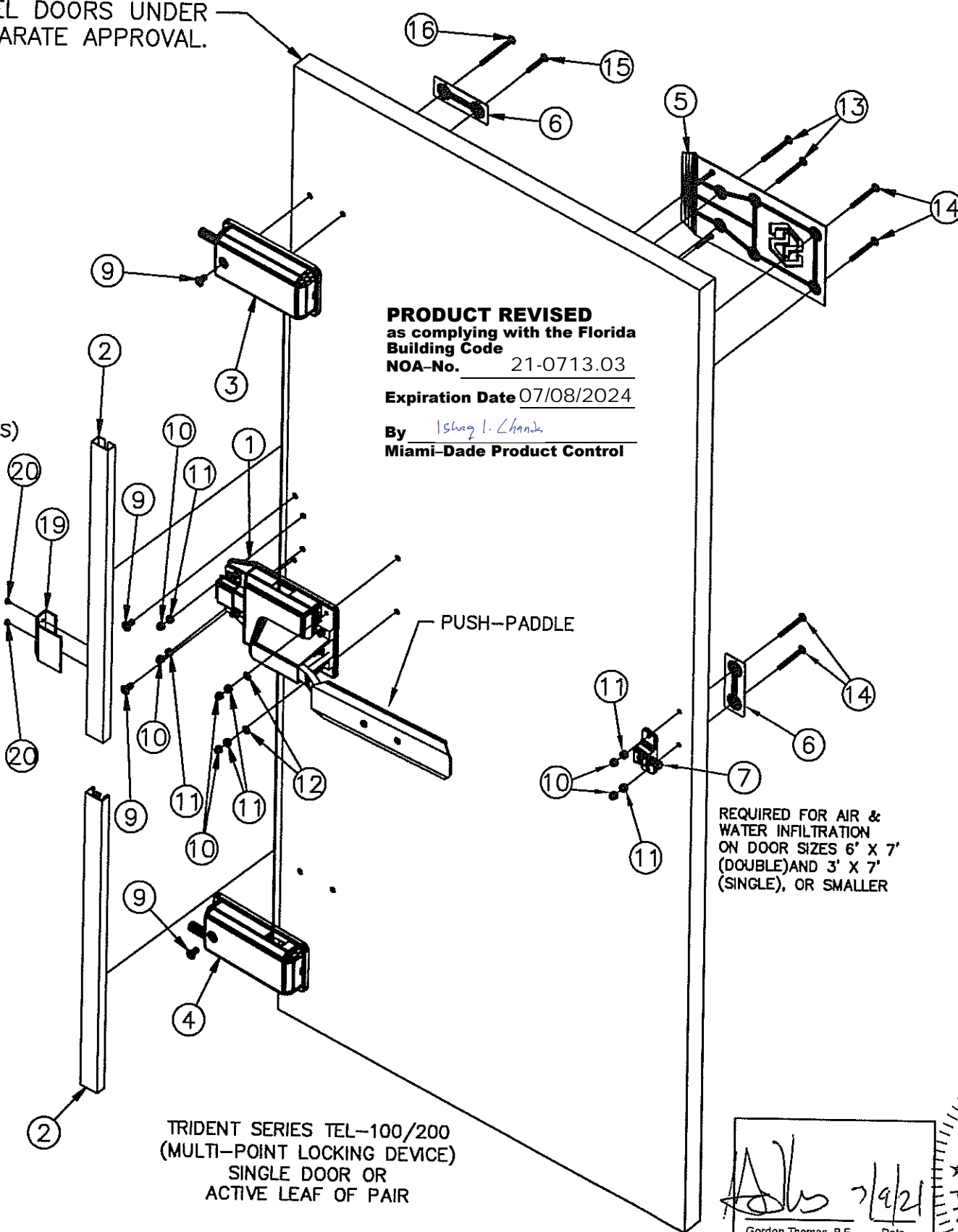


DRAWN BY: A.V.	SECURITECH GROUP, INC.			
DESIGNED BY:	54-45 44TH STREET MASPETH, NY, 11387 PH: (718) 392-9000/FAX: (718) 392-8944 WWW.SECURITECH.COM			
MATERIAL: N/A	DESCRIPTION MULTI-POINT LOCK - COMPONENT APPROVAL			
HEAT TREATING: N/A	LOCK SERIES TRIDENT (TEL-IAL)			
FINISH: N/A	SHEET 3 OF 4	SCALE NONE	DATE 07.08.2021	DWG NUMBER 210-3768-1

STEEL DOORS UNDER  
SEPARATE APPROVAL.



MAIN BOLT STRIKE ASSEMBLY  
MOUNTED TO STRIKE JAMB  
FOR SINGLE DOOR APPLICATION  
(SEE SHEET 3 FOR DOUBLE DOORS)



**PRODUCT REVISED**  
as complying with the Florida  
Building Code  
NOA-No. 21-0713.03  
Expiration Date 07/08/2024  
By Ishaq I. Chande  
Miami-Dade Product Control

PUSH-PADDLE

REQUIRED FOR AIR &  
WATER INFILTRATION  
ON DOOR SIZES 6' X 7'  
(DOUBLE) AND 3' X 7'  
(SINGLE), OR SMALLER

TRIDENT SERIES TEL-100/200  
(MULTI-POINT LOCKING DEVICE)  
SINGLE DOOR OR  
ACTIVE LEAF OF PAIR

NO.	DESCRIPTION	MATERIAL	QTY
1	SELF LOCKING LOCK BODY ASSEMBLY (TEL-200)	VARIOUS	1
	MANUAL LOCKING LOCK BODY ASSEMBLY (TEL-100)		
2	CHANNEL	AL 6063-T6 x .049" WALL	2
3	TOP MODULE ASSEMBLY, w/ #5/8" BOLTS IN 304 SS	VARIOUS	1
4	BOTTOM MODULE ASSEMBLY, w/ #5/8" BOLTS IN 304 SS	VARIOUS	1
5	ANTI-PRY PLATE	304 SS	1
6	THRU BOLT PLATE	304 SS	1
7	HINGE SIDE BOLT ASSEMBLY	VARIOUS	---
8	STRIKE ASSEMBLY	VARIOUS	1
9	ALLEN KEY CAP, 1/4-20	STEEL	4
10	ACORN CAP NUT, 1/4-20	STEEL	6
11	K-LOCK NUT, 1/4-20	STEEL	6
12	WASHER, 1/4	STEEL	6
13	CARRIAGE BOLT, 1/4-20 X 2.750 LNG.	ASTM A307 STEEL Gr 5	2
14	CARRIAGE BOLT, 1/4-20 X 2.500 LNG.	ASTM A307 STEEL Gr 5	4
15	CARRIAGE BOLT, 1/4-20 X 2" LNG.	ASTM A307 STEEL Gr 5	2
16	CARRIAGE BOLT, 1/4-20 X 3.250 LNG.	ASTM A307 STEEL Gr 5	2
17	SELF DRILLING SCREW, PAN HEAD PHILLIPS, #8 X .625 LNG.	STEEL	2
18	SELF DRILLING SCREW, HEX WASHER HEAD, #14 X 1.500 LNG.	STEEL	2
MANUAL LOCKING VERSION (TEL-100) ONLY			
19	PULL HANDLE	AL 1060 (OR EQUIV)	1
20	SHEET METAL SCREW, PAN HEAD PHILLIPS, #10 X .500 LNG.	SS	2


NOTES:

SINGLE DOOR APPLICATIONS OR ACTIVE LEAF OF DOUBLE DOORS REQUIRE THE FOLLOWING LOCKING HARDWARE:

TRIDENT SERIES TEL100 (MANUAL LATCHING)  
OR  
TEL-200 (SELF-LATCHING) MULTI-POINT DEVICE

SEE SHEET 3 FOR INACTIVE LEAF HARDWARE (FOR DOUBLE DOOR APPLICATIONS)

Gordon Thomas, P.E.  
3759 Blossom Court  
Mason, OH 45040  
Florida # 46718  
Date 7/9/21



DRAWN BY: A.V.	SECURITECH GROUP, INC. 54-45 44TH STREET MASPETH, NY, 11367 PH: (718) 392-9000/FAX: (718) 392-8944 WWW.SECURITECH.COM
DESIGNED BY:	
MATERIAL: N/A	
HEAT TREATING: N/A	
FINISH: N/A	DESCRIPTION MULTI-POINT LOCK - COMPONENT APPROVAL
	LOCK SERIES TRIDENT (TEL-100/200)
SHEET 4 OF 4	SCALE NONE
DATE 07.08.2021	DWG NUMBER 210-3768-1