



DEPARTMENT OF REGULATORY AND ECONOMIC RESOURCES (RER)
BOARD AND CODE ADMINISTRATION DIVISION

MIAMI-DADE COUNTY
PRODUCT CONTROL SECTION

11805 SW 26 Street, Room 208
Miami, Florida 33175-2474
T (786) 315-2590 F (786) 315-2599
www.miamidade.gov/pera

NOTICE OF ACCEPTANCE (NOA)

Berridge Manufacturing Company
1720 Maury Street
Houston, TX. 77026

SCOPE:

This NOA is being issued under the applicable rules and regulations governing the use of construction materials. The documentation submitted has been reviewed and accepted by Miami-Dade County RER - Product Control Section to be used in Miami-Dade County and other areas where allowed by the Authority Having Jurisdiction (AHJ).

This NOA shall not be valid after the expiration date stated below. The Miami-Dade County Product Control Section (in Miami-Dade County) and/or the AHJ (in areas other than Miami-Dade County) reserve the right to have this product or material tested for quality assurance purposes. If this product or material fails to perform in the accepted manner, the manufacturer will incur the expense of such testing and the AHJ may immediately revoke, modify, or suspend the use of such product or material within their jurisdiction. RER reserves the right to revoke this acceptance, if it is determined by Miami-Dade County Product Control Section that this product or material fails to meet the requirements of the applicable building code.

This product is approved as described herein, and has been designed to comply with the Florida Building Code including the High Velocity Hurricane Zone of the Florida Building Code.

DESCRIPTION: S-Tile 24 Gauge Steel Roof Panel

LABELING: Each unit shall bear a permanent label with the manufacturer's name or logo, city, state and following statement: "Miami-Dade County Product Control Approved", unless otherwise noted herein.

RENEWAL of this NOA shall be considered after a renewal application has been filed and there has been no change in the applicable building code negatively affecting the performance of this product.

TERMINATION of this NOA will occur after the expiration date or if there has been a revision or change in the materials, use, and/or manufacture of the product or process. Misuse of this NOA as an endorsement of any product, for sales, advertising or any other purposes shall automatically terminate this NOA. Failure to comply with any section of this NOA shall be cause for termination and removal of NOA.

ADVERTISEMENT: The NOA number preceded by the words Miami-Dade County, Florida, and followed by the expiration date may be displayed in advertising literature. If any portion of the NOA is displayed, then it shall be done in its entirety.

INSPECTION: A copy of this entire NOA shall be provided to the user by the manufacturer or its distributors and shall be available for inspection at the job site at the request of the Building Official.

This NOA renews NOA # 16-1116.12 and consists of pages 1 through 7.
The submitted documentation was reviewed by Alex Tigera.



NOA No.: 21-1215.01
Expiration Date: 11/17/26
Approval Date: 02/10/22
Page 1 of 7

ROOFING ASSEMBLY APPROVAL:

Category: Roofing
Sub-Category: Non-Structural Metal Panels
Material: Steel
Deck Type: Wood
Maximum Design Pressure -206 psf. (See System Limitation #2)

TRADE NAMES OF PRODUCTS MANUFACTURED OR LABELED BY APPLICANT:

<u>Product</u>	<u>Dimensions</u>	<u>Test Specifications</u>	<u>Product Description</u>
S-Tile	l = various w = 32-11/16" Thickness 0.024" (24 ga.) Strength: 64.2 ksi	TAS 110 TAS 125	G-90 galvanized or AZ-55 galvalume panels with various approved coatings Fluoropon, Kynar, or Hylar
Trim Pieces	l = varies w = varies Thickness 0.024" (24 ga.)	N/A	Standard flashing and trim pieces. Manufactured for each panel width.

MANUFACTURING LOCATION:

1. Houston, TX.
2. San Antonio, TX.
3. Seguin, TX.

EVIDENCE SUBMITTED:

<u>Test Agency</u>	<u>Test Identifier</u>	<u>Test Name/Report</u>	<u>Date</u>
PPG Industrial Coatings	Test Lab Certification	ASTM B117	12/2020
	Test Lab Certification	ASTM G152	12/2020
Force Engineering & Testing, Inc.	49-0297T-10A-C	TAS 125	09/30/10
PRI Construction Materials Technologies	BMC-010-02-01	TAS 100	04/11/11



APPROVED ASSEMBLY:

SYSTEM A: S-Tile Metal Panels
Deck Type: Wood, Non-insulated
Deck Description: 1⁹/₃₂" or greater plywood or wood plank.
Slope Range: 2": 12" or greater
Maximum Uplift Pressure: See Table A below

Deck Attachment: In accordance with applicable Building Code, but in no case shall it be less than 8d annular ring shank nails **spaced as listed below in Table A**. In reroofing, where the deck is less than 1⁹/₃₂" thick (Minimum 1⁵/₃₂"). The above attachment method must be in addition to existing attachment.

TABLE A		
Roof Areas	Field	Perimeter and Corner
Maximum Plywood Deck Fastener Spacing	6" o.c.	3" o.c.

Underlayment: Minimum underlayment shall be a ASTM D 226 Type II installed with a minimum 4" side-laps and 6" end-laps. Underlayment shall be fastened with corrosion resistant tin-caps and 1/4" annular ring-shank nails, spaced 6" o.c. at all laps and two staggered rows 12" o.c. in the field of the roll. Or, any Miami-Dade County Product Control Approved underlayment having a current NOA.

Valleys: Valley construction shall be in compliance with Roofing Application Standard RAS 133 and with Berridge Manufacturing Company's current published installation instructions.

Fire Barrier Board: Any approved fire barrier having a current NOA. Refer to a current fire directory listing for fire ratings of this roofing system assembly as well as the location of the fire barrier within the assembly. See Limitation # 1.

Metal Shingles and Accessories: Install the "S-Tile" Panel" and accessories in compliance with the current published installation instructions and details in Berridge Manufacturing Company's Installation Manual. Flashings, penetrations, valley construction and other details shall be constructed in compliance with Roofing Application Standard RAS 133.

Fasteners shall be installed in the valleys of the panel corrugations with corrosion resistant #14-10 self-drilling HWH screws with self-sealing washers of sufficient length to penetrate through the sheathing a minimum of 3/16". Fastening shall be in accordance with **Table B** herein.

Sidelaps shall be attached with 1/4" – 14 x 7/8" HWH screws with self-sealing washers 14" o.c. (at every tile step).



**TABLE B
MAXIMUM DESIGN PRESSURES**

Roof Areas	Field	Perimeter and Corner¹
Maximum Design Pressures	-134.75 psf	-206 psf
Maximum Fastener Spacing	Refer to Drawing Detail A	Refer to Drawing Detail B
Maximum Row Spacing	14" o.c. (every tile step)	14" o.c. (every tile step)
<i>1. Extrapolation shall not be allowed</i>		



SYSTEM LIMITATIONS

1. Fire classification is not part of this acceptance; refer to a current Approved Roofing Materials Directory for fire ratings of this product.
2. The maximum designed pressure listed herein shall be applicable to all roof pressure zones (i.e. field, perimeters, and corners). Neither rational analysis, nor extrapolation shall be permitted for enhanced fastening at enhanced pressure zones (i.e. perimeters, extended corners and corners).
3. Panels may be rolls formed in continuous lengths from eave to ridge. Maximum lengths shall be as described in Roofing Application Standard RAS 133
4. All panels shall be permanently labeled with the manufacturer's name and/or logo, and the following statement: "Miami-Dade County Product Control Approved" **or** with the Miami-Dade County Product Control Seal as seen below. All clips shall be permanently labeled with the manufacturer's name and/or logo, and/or model.

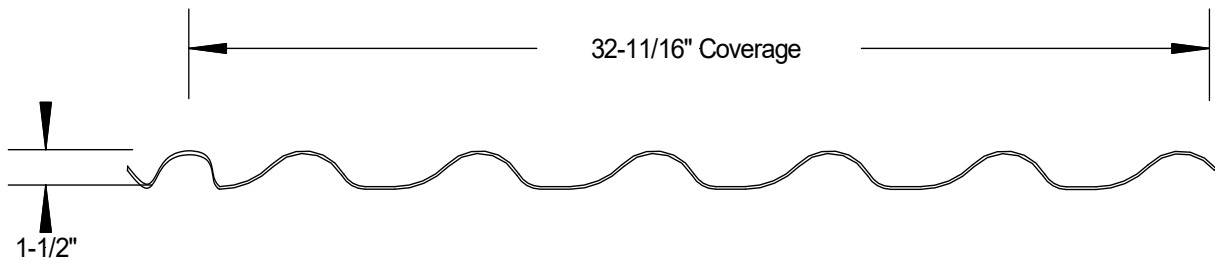


5. All products listed herein shall have a quality assurance audit in accordance with the Florida Building Code and Rule 61G20-3 of the Florida Administrative Code.

GENERAL LIMITATION

1. An original signed and sealed company letter from Berridge Manufacturing Co. is required, proving that the S-Tile Roof Panel System was purchased from Berridge Manufacturing Co. in order for this NOA to be valid on any job.

PROFILE DRAWINGS

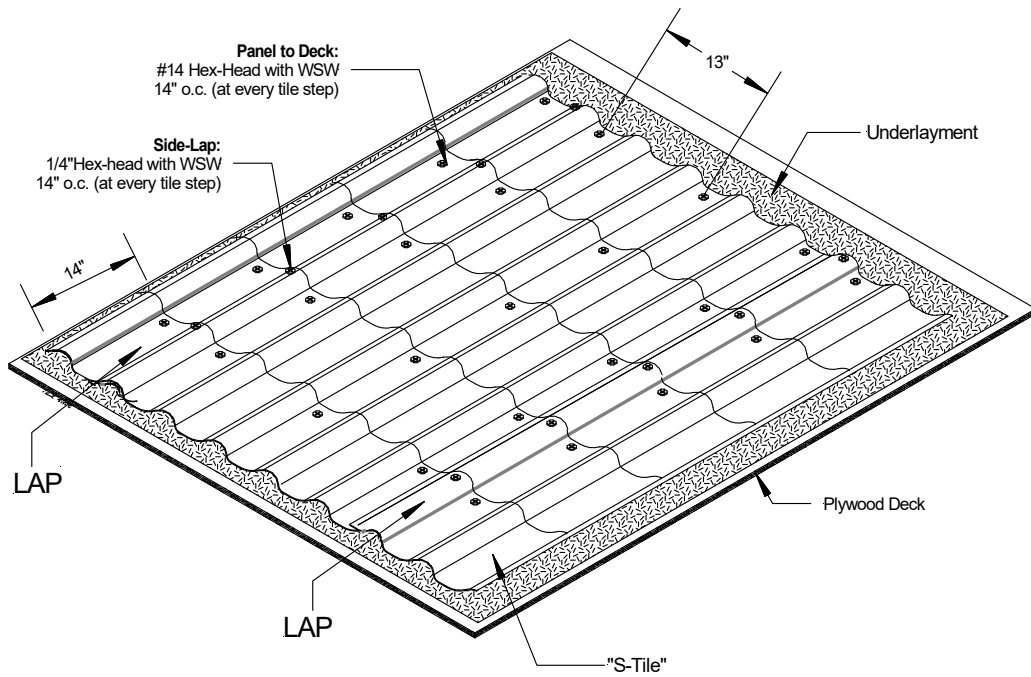
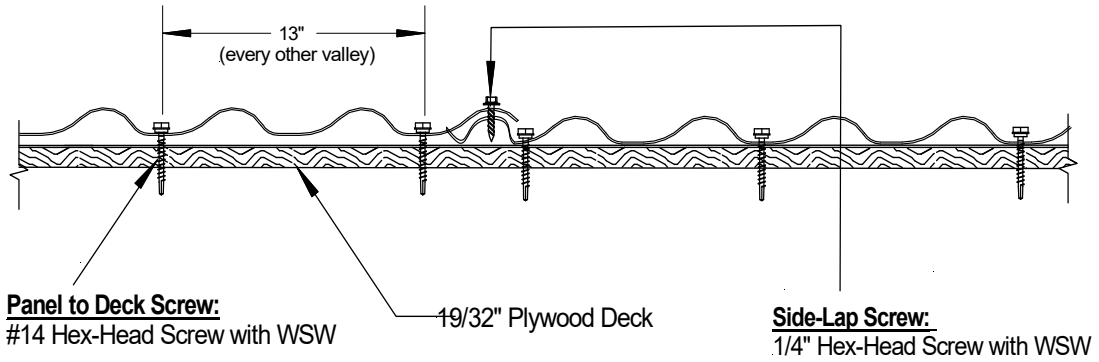


"S-TILE" PANEL



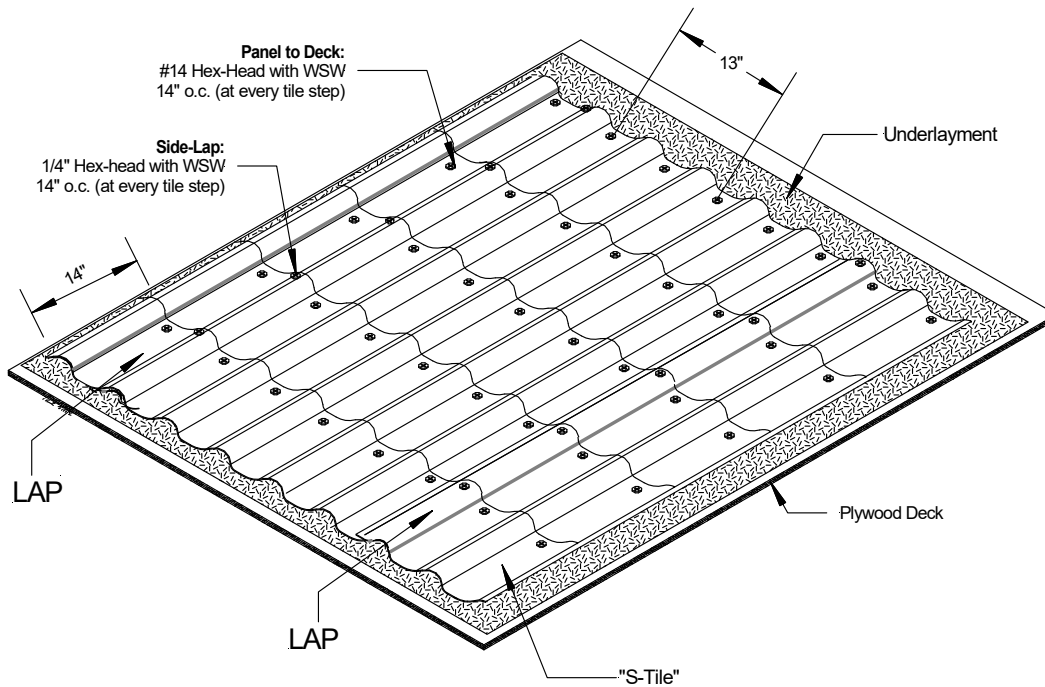
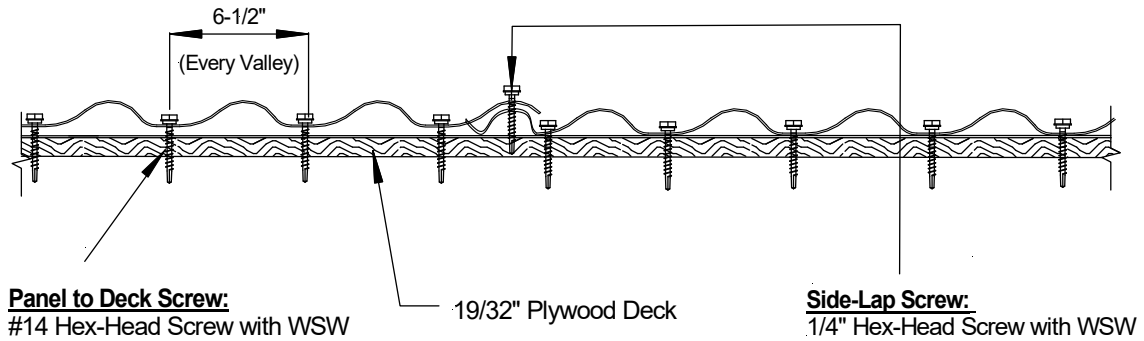
DETAIL A

TYPICAL FASTENING PATTERN ACROSS PANEL PROFILE - FIELD CONDITION



DETAIL B

TYPICAL FASTENING PATTERN ACROSS PANEL PROFILE - PERIMETER AND CORNER CONDITION



END OF THIS ACCEPTANCE

