



DEPARTMENT OF REGULATORY AND ECONOMIC RESOURCES (RER)
BOARD AND CODE ADMINISTRATION DIVISION

MIAMI-DADE COUNTY
PRODUCT CONTROL SECTION

11805 SW 26 Street, Room 208
Miami, Florida 33175-2474
T (786) 315-2590 F (786) 315-2599

www.miamidade.gov/economy

NOTICE OF ACCEPTANCE (NOA)

Abrusci Interior & Exterior Solutions
2290 W 8th Avenue
Hialeah, Florida 33010

SCOPE:

This NOA is being issued under the applicable rules and regulations governing the use of construction materials. The documentation submitted has been reviewed and accepted by Miami-Dade County RER- Product Control Section to be used in Miami Dade County and other areas where allowed by the Authority Having Jurisdiction (AHJ).

This NOA shall not be valid after the expiration date stated below. The Miami-Dade County Product Control Section (In Miami Dade County) and/or the AHJ (in areas other than Miami Dade County) reserve the right to have this product or material tested for quality assurance purposes. If this product or material fails to perform in the accepted manner, the manufacturer will incur the expense of such testing and the AHJ may immediately revoke, modify, or suspend the use of such product or material within their jurisdiction. RER reserves the right to revoke this acceptance if it is determined by Miami-Dade County Product Control Section that this product or material fails to meet the requirements of the applicable building code.

This product is approved as described herein and has been designed to comply with the High Velocity Hurricane Zone of the Florida Building Code.

DESCRIPTION: Australian White Retractable Awning

APPROVAL DOCUMENT: Drawing No. 27-2022, titled "Australian White Awning", prepared by V.M. Engineering, Inc., dated November 01, 2022, signed and sealed by Morgan Villanueva, P.E., on November 05, 2022, bearing the Miami-Dade County Product Control Approval stamp with the Notice of Acceptance number and the approval date by the Miami-Dade County Product Control Section.

MISSILE IMPACT RATING: None

LABELING: Each awning shall bear a permanent label with the manufacturer's name or logo, city, state and the following statement: "Miami-Dade County Product Control Approved", unless otherwise noted herein.

RENEWAL of this NOA shall be considered after a renewal application has been filed and there has been no change in the applicable building code negatively affecting the performance of this product.

TERMINATION of this NOA will occur after the expiration date or if there has been a revision or change in the materials, use, and/or manufacture of the product or process. Misuse of this NOA as an endorsement of any product, for sales, advertising or any other purposes shall automatically terminate this NOA. Failure to comply with any section of this NOA shall be cause for termination and removal of NOA.

ADVERTISEMENT: The NOA number preceded by the words Miami-Dade County, Florida, and followed by the expiration date may be displayed in advertising literature. If any portion of the NOA is displayed, then it shall be done in its entirety.

INSPECTION: A copy of this entire NOA shall be provided to the user by the manufacturer or its distributors and shall be available for inspection at the job site at the request of the Building Official.

This NOA consists of this page 1, evidence submitted page E-1 as well as approval document mentioned above.

The submitted documentation was reviewed by **Helmy A. Makar, P.E., M.S.**



Helmy A. Makar
01/05/2023

NOA No. 22-1108.03
Expiration Date: 01/05/2028
Approval Date: 01/05/2023

Abrusci Interior & Exterior Solutions

NOTICE OF ACCEPTANCE: EVIDENCE SUBMITTED

A. DRAWINGS

1. *Drawing No. 27-2022, titled "Australian White Awning", prepared by V.M. Engineering, Inc., dated November 01, 2022, signed and sealed by Morgan Villanueva, P.E., on November 05, 2022.*

B. TESTS

1. *Test Report # MED-0026, per TAS 202-94, prepared by QAI, dated 09/27/2022, signed and sealed by Idalmis Ortega, P.E.*

C. CALCULATIONS

1. *Calculations titled "Anchors Calculations for close position of Australian White Awning", prepared by V.M. Engineering, Inc., 8 pages, dated November 05, 2022, signed and sealed by Morgan Villanueva, P.E., on November 05, 2022.*

D. QUALITY ASSURANCE


1. *By Miami-Dade County Department of Regulatory and Economic Resources.*

E. MATERIAL CERTIFICATIONS

1. *None.*

F. STATEMENTS

1. *FBC, 2020 Edition compliance letter, dated 10/24/2022, prepared by V.M. Engineering, Inc., signed and sealed by Morgan Villanueva, P.E., on November 05, 2022.*



Helmy A. Makar, P.E., M.S.

Product Control Section Supervisor

NOA No. 22-1108.03

Expiration Date: 01/05/2028

Approval Date: 01/05/2023

GENERAL NOTES:

1. THIS RETRACTABLE AWNING SYSTEM HAS BEEN VERIFIED IN ACCORDANCE WITH THE FLORIDA BUILDING CODE EDITION 2020 EDITION 7TH, AND THE PROTOCOL EST FOR H.V.H.Z., TAS 202-94 WITH THE PROJECT No. MED-0026 .THIS RETRACTABLE AWNING SYSTEM IS NOT PART OF THE BUILDING ENVELOPE, IMPACT RESISTANCE IS NOT REQUIRED.

2. THIS RETRACTABLE AWNING SYSTEM MUST BE FULLY RETRACTED FOR ANY WIND SPEED ABOVE 45 MPH

3. THIS RETRACTABLE AWNING SYSTEM DRAWINGS ARE GENERAL AND CANNOT BE MODIFY, FOR SITE SPECIFIC IS REQUIRED SHOP DRAWINGS AND CALCULATIONS BY FLORIDA LICENSE ENGINEER

4. THIS PRODUCT APPROVAL DOCUMENTS WILL BE VALID ONLY WHEN IT MEETS THE FOLLOWING TERMS:
-PLANS SHALL BE SIGNED & SEALED BY THE ENGINEER OF RECORD.
-NO MODIFICATIONS AND/OR ALTERATIONS MAY BE MADE BY ANY MEANS.

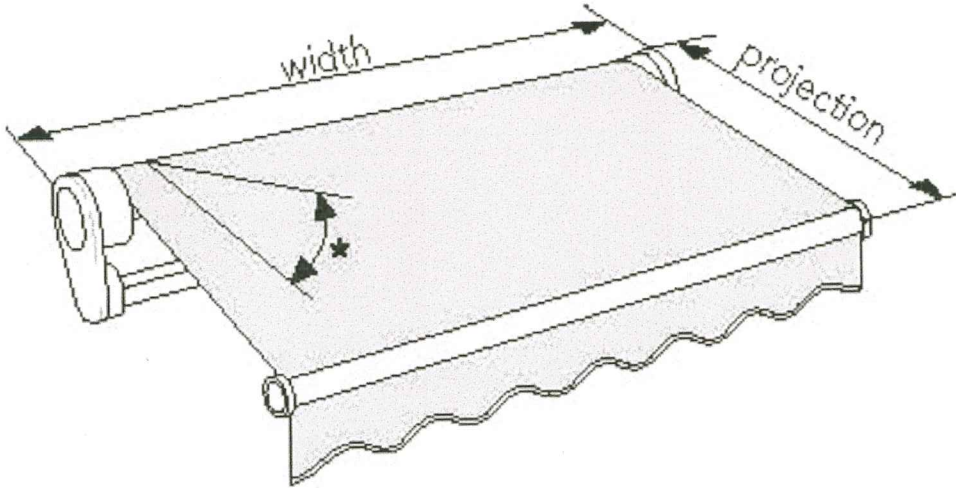
5. ANCHORS NOTES:
5.1 ALL ANCHORS IN PERMANENT CONTACT WHIT PRESSURE TREATED WOOD SHALL BE CAPABLE OF RESISTING CORROSION CAUSED BY THE CHEMICALS IN THE WOOD
5.2 WOOD, CONCRETE AND STEEL ANCHORS SHALL BE AS PER FASTENER SCHEDULE SHOWN ON SHEET 3 OF 6, ANY SITE DISCREPANCIES MUST BE NOTIFY AT ENGINEER OF RECORD

6. ALL BRACKET ARE 6063-T6 ALUMINUM ALLOY AND TEMPER

7. CONTRACTOR SHALL BE RESPONSIBLE FOR:
-VERIFY THE EXISTING CONDITIONS OF THE STRUCTURE WHERE THIS RETRACTABLE AWING SYSTEM WILL BE INSTALLED TO PREVENT ANY DAMAGE TO EXISTING STRUCTURE.
-SEAL ALL COMPONENTS AROUND EDGES IN CONTACT WITH THE STRUCTURE TO PREVENT ANY DAMAGE DUE TO WIND AND RAIN
-SELECT THE PROPER TYPE OF INSTALLATION TO PROVIDE APPROPRIATE WORK INCLUDING LIFE SAFETY OF THIS PRODUCT.
-IF IN ANY CASE CONTRACTOR NEEDS TO MADE ANY MODIFICATION CONTRACTOR SHOULD COMMUNICATE IMMEDIATELY TO ENGINEER OF RECORD BEFORE ANY ACTION.

8. THIS PRODUCT APPROVAL DOCUMENTS WAS NOT PREPARED FOR A SPECIFIC SITE.

9. THIS SYSTEM SHALL COMPLY WITH THE SPECIFICATIONS INDICATED IN THIS APPROVAL DOCUMENT PLUS ANY BUILDING AND ZONING REGULATIONS PROVIDED BY THE GOVERNMENT AGENCY WITH JURISDICTION IN THE LOCATION WHERE THIS AWNING WILL BE INSTALL.




AUSTRALIA WHITE AWNING




INTERIOR & EXTERIOR SOLUTIONS
PHONE (305) 406-3401
2290 W 8TH Ave, Unit C
Hialeah, FL 33010
https://decoabrusci.us

REV. No	DESCRIPTION	DATE
1		
2		
3		



Engineering Inc.
Registry No. 27633
11278 S.W. 153rd Place
Miami, Florida 33196
TEL: 786-281-6968

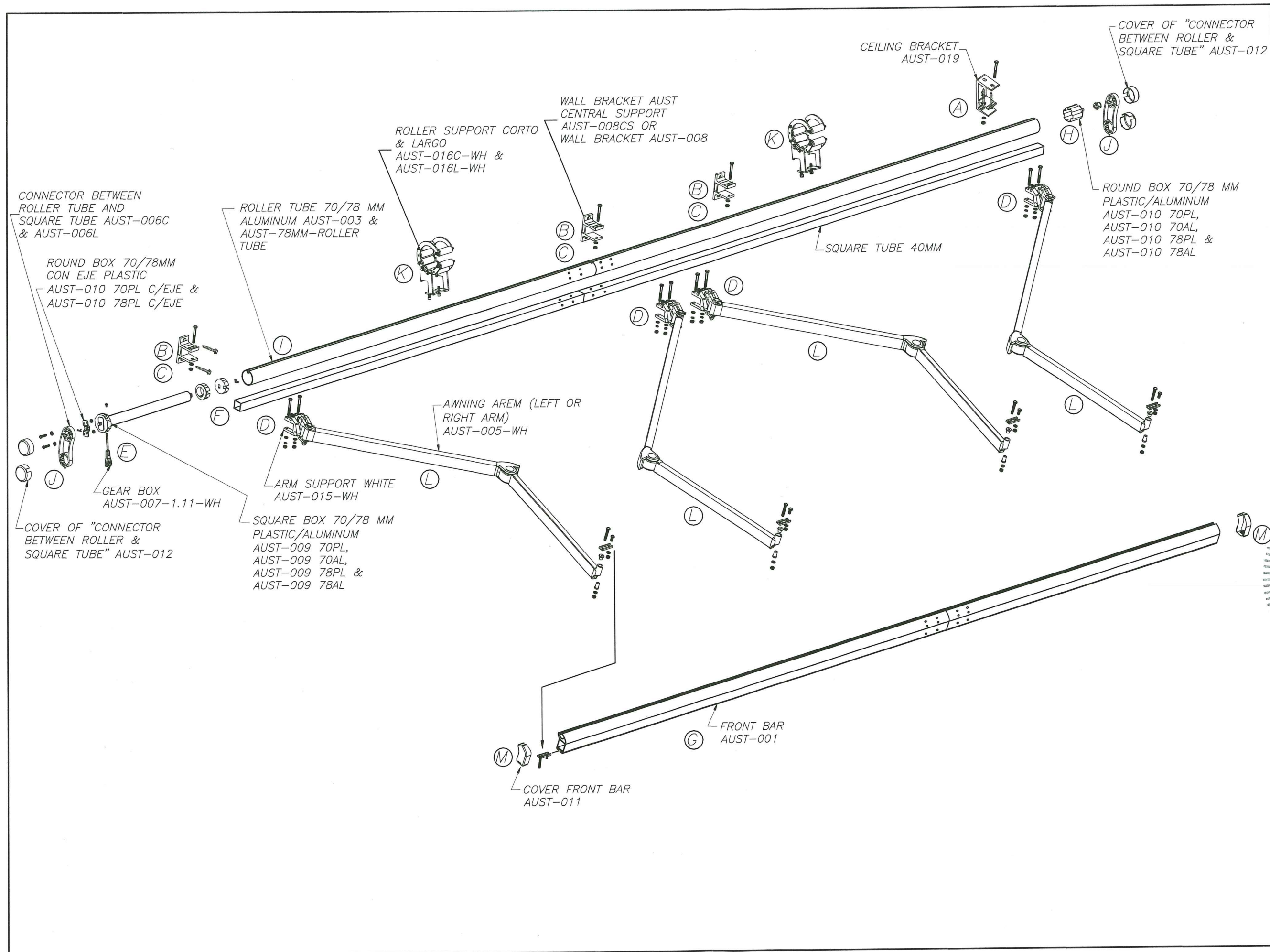


Approved as complying with the
Florida Building Code
Date 01/05/2023
NOA# 22-1108-03
Miami Dade Product Control

By *He G. A. M. M.*

MIAMI-DADE COUNTY

SCALE:	N.T.S.
DATE:	11-1-22
F.B.C. (High Velocity Hurricane Zone)	
DWG No:	27-2022
SHEET	1 OF 6



AUSTRALIA WHITE AWNING

ABRUSCI®
INTERIOR & EXTERIOR SOLUTIONS
PHONE (305) 406-3401
2290 W 8TH Ave, Unit C
Hialeah, FL 33010
https://decoabrusci.us

REV. No	DESCRIPTION	DATE
1		
2		
3		

V.M. Engineering Inc.
Registry No. 27633
11278 S.W. 153rd Place
Miami, Florida 33196
TEL: 786-281-6968

MORGAN VILLANUEVA
PROFESSIONAL ENGINEER
STATE OF FLORIDA
LICENSE No. 60792
01/05/22

Approved as complying with the Florida Building Code
Date 01/05/2023
NOA# 22-1108-03
Miami Dade Product Control
By H. G. A. [Signature]

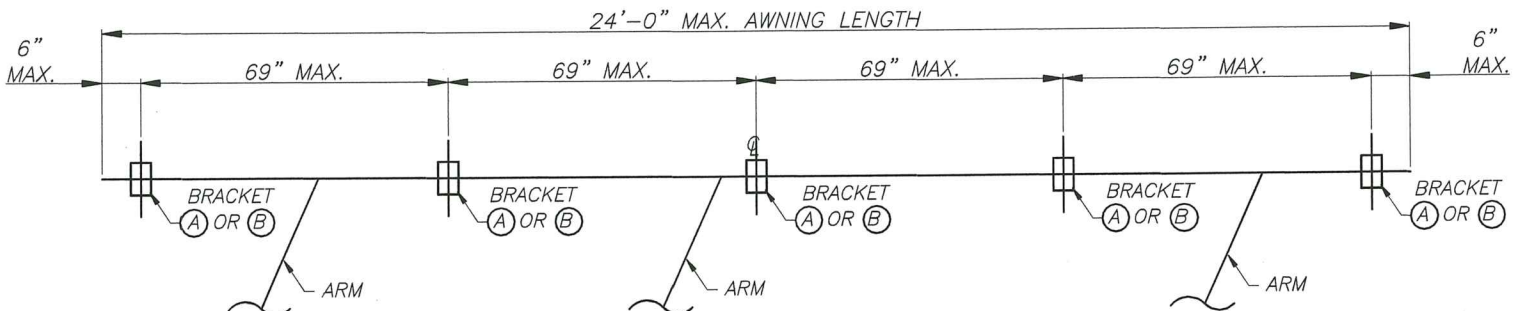
SCALE: N.T.S.
DATE: 11-1-22

F.B.C.
(High Velocity Hurricane Zone)

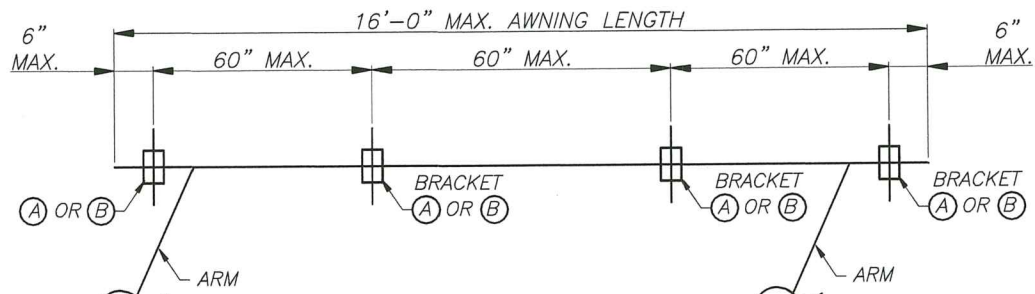
DWG No: **27-2022**
SHEET **2 OF 6**

MIAMI-DADE COUNTY

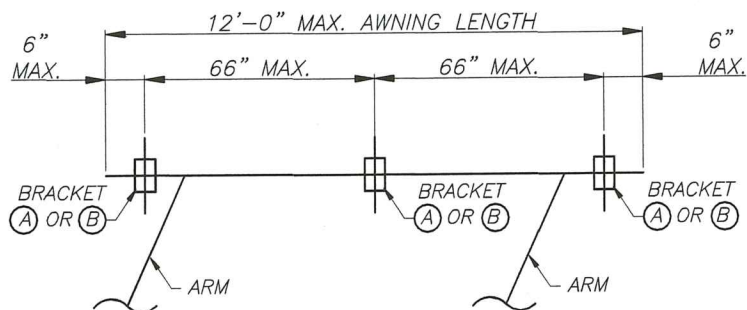
MAXIMUM DESIGN PRESSURE OPEN: 6.0 psf ALLOWABLE (45 MPH WIND-SPEED), ASSUMING ZONE 5 CLOSE: 71 psf ALLOWABLE (175 MPH WIND-SPEED- ULTIMATE), ASSUMING ZONE 5		
MAXIMUM AWING HEIGHT = 25.0 FT ABOVE GRADE EXPOSURE D AND RISK CATEGORY II		
AWING MUST BE RETRACTED TO CLOSE POSITION FOR ANY WIND-SPEED EXCEEDING 45 MPH		
AWNING FRAME SUPPORT REQUIREMENTS		
AWNING WIDTH	RETRACTABLE SUPPORT ARMS REQUIRED	WALL/CEILING CONNECTION BRACKETS REQUIRED
UP TO 12 FT	2	3
12 FT TO 16 FT	2	4
16 FT TO 24 FT	3	5
126" MAXIMUM RETRACTABLE AWNING PROJECTION		
FIRST AND LAST BRACKET AT 6" FROM ENDS REST DIVIDE IN EQUALS SECTIONS AS PER SCHEDULE ABOVE.		



BRACKETS AND ARMS LAYOUT FOR AWNINGS BETWEEN 16' TO 24' LENGTH



BRACKETS AND ARMS LAYOUT FOR AWNINGS BETWEEN 12' TO 16' LENGTH



BRACKET AND ARM LAYOUT FOR AWNINGS UP TO 12' LENGTH

FASTENERS SCHEDULE *

SUBSTRATE TYPE	FASTENER TYPE
POURED CONCRETE W/ f'c=3,000 psi Min.	1/4"Ø TITEN HD ANCHORS W/ WASHERS FROM SIMPSON STRONG W/ 2 1/2" MIN. EMBEDMENT OR APPROVED EQUAL
CONCRETE BLOCK WHIT GROUT FILL CELLS W/ f'c=1,500 psi Min.	3/8"Ø TITEN HD ANCHORS FROM SIMPSON STRONG W/ 3 1/2" MIN. EMBEDMENT OR APPROVED EQUAL
WOOD (MIN. 2"X8" DOUBLE FRAMING), SOUTHER PINE No.2 G=0.55 MIN., EQUAL OR GREATER	3/8"Ø LAG SCREWS W/ 1 3/4" MIN. EMBEDMENT INTO WOOD MEMBER OR APPROVED EQUAL
GRADE A36 STEEL (MIN. 1/4" THICK)	3/8"Ø - A325 BOLTS WHIT NUT AND LOCK WASHERS OR APPROVED EQUAL

* MIN. 2 FASTENERS AT CEILING & WALL MOUNTING INSTALLATIONS


MINIMUM EDGE DISTANCE FOR CONCRETE/BLOCK FASTENERS IS 4" & 2" FOR WOOD & STEEL FASTENERS

AUSTRALIA WHITE AWNING




PHONE (305) 406-3401
2290 W 8TH Ave, Unit C
Hialeah, FL 33010
https://decabrusci.us

REV. No	DESCRIPTION	DATE
1		
2		
3		



V.M. Engineering Inc.
Registry No. 27633
11278 S.W. 153rd Place
Miami, Florida 33196
TEL: 786-281-6968



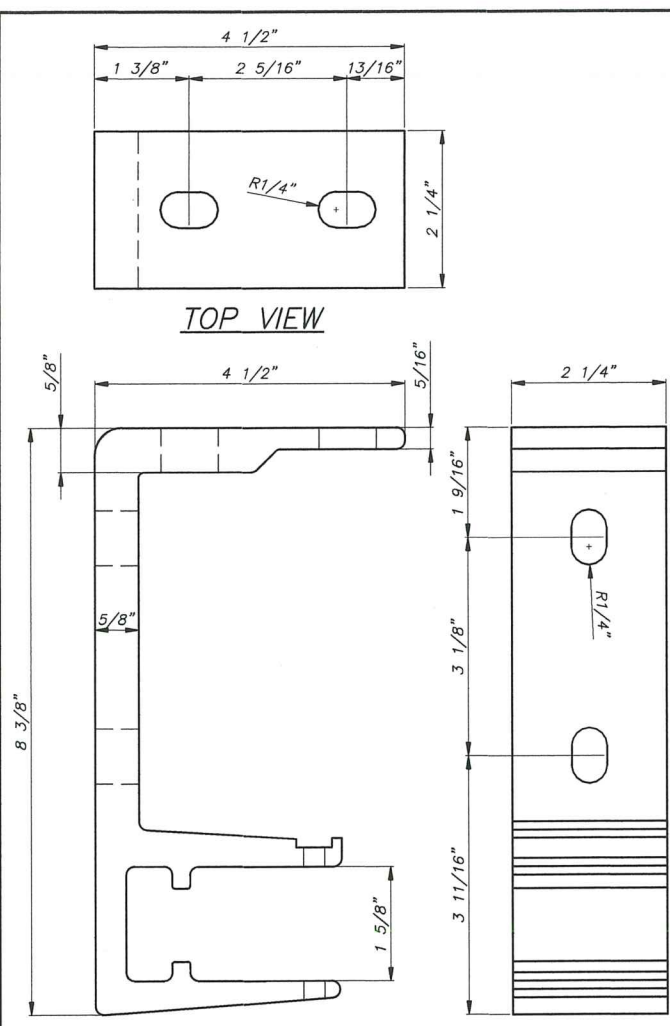
Approved as complying with the
Florida Building Code
Date 01/05/2023
NOA# 22-1108-03
Miami Dade Product Control
By *[Signature]*

MIAMI-DADE COUNTY

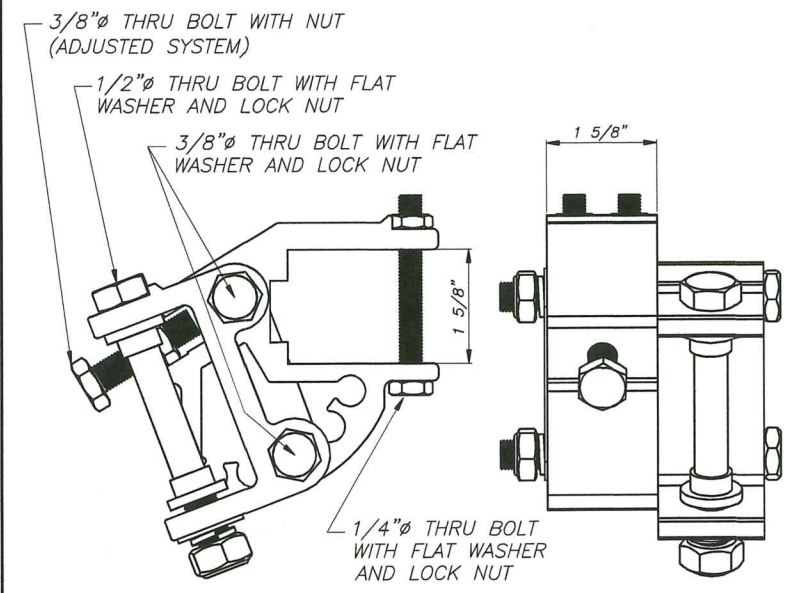
SCALE: N.T.S.
DATE: 11-1-22

F.B.C.
(High Velocity Hurricane Zone)

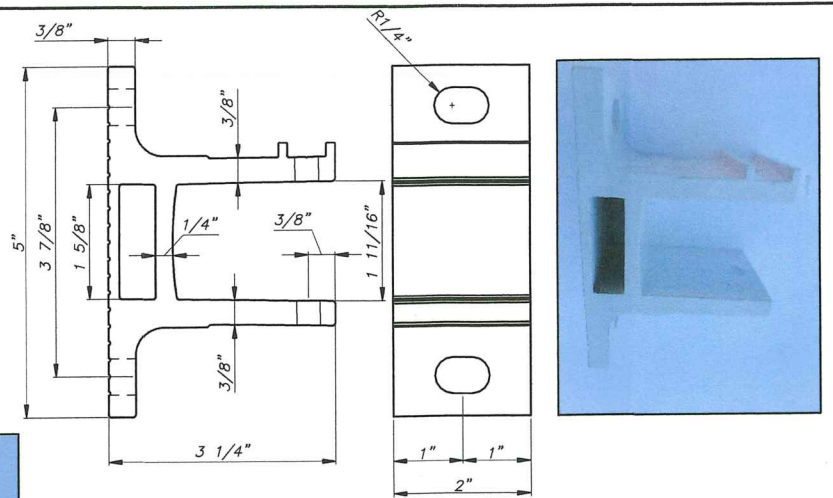
DWG No: 27-2022
SHEET 3 OF 6



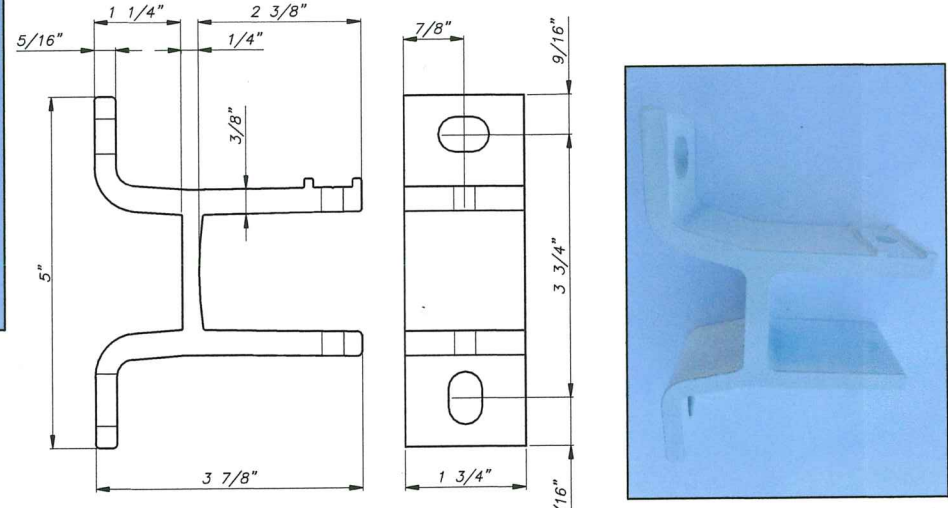
A) CEILING BRACKET
AUST-019




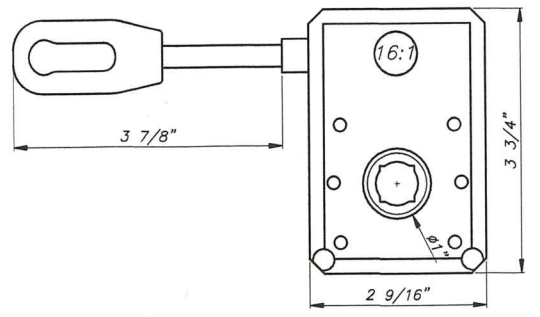
D) ARM SUPPORT WHITE ASSEMBLY
AUST-015-WH



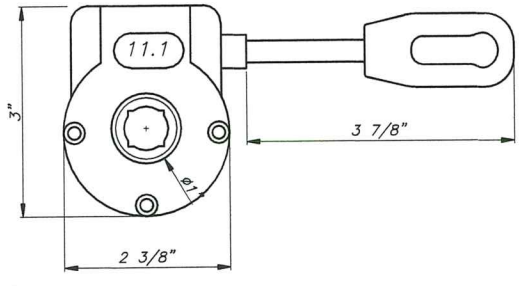
B) WALL BRACKET
W OR W/OUT CENTRAL SUPPORT
AUST-008



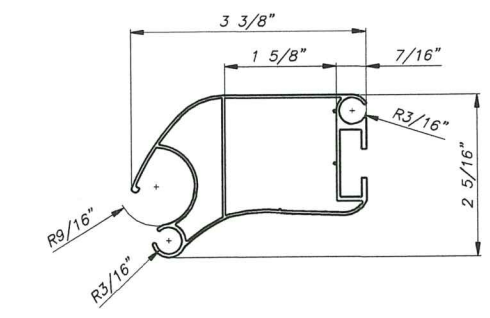
C) B.O. WALL BRACKET



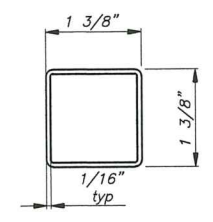
E) GEAR BOX



G) FRONT BAR
AUST-001



F.1) SQUARE CONNECTOR TUBE
AUST-020



F) SQUARE TUBE 40MM
AUST-002

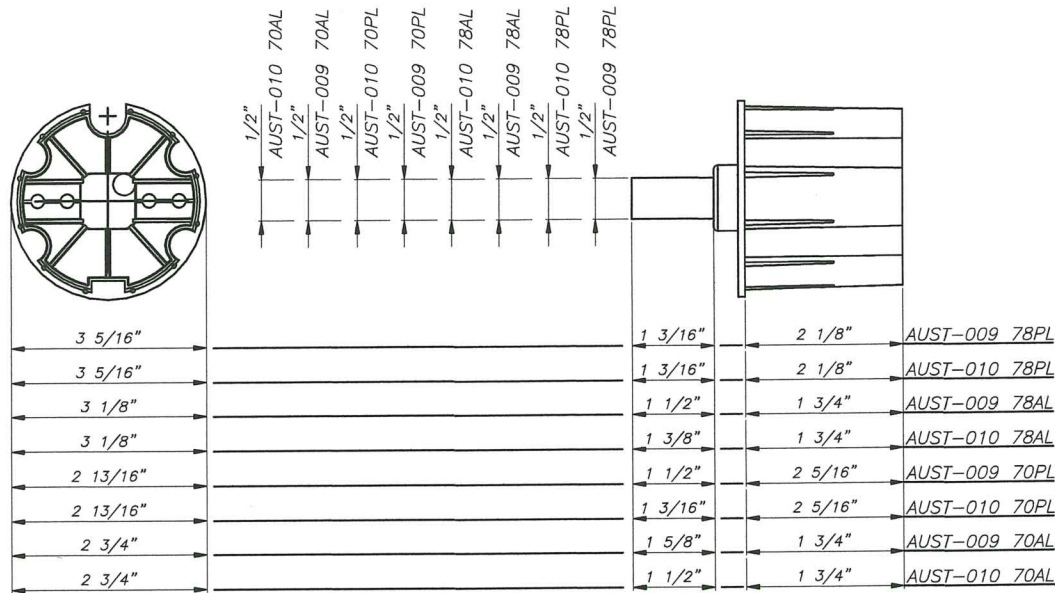
AUSTRALIA WHITE AWNING

DESCRIPTION		DATE
REV. No	1	
	2	
	3	

V.M. Engineering Inc.
Registry No. 27633
11278 S.W. 153rd Place
Miami, Florida 33196
TEL: 786-281-6968


MORGAN VILLANUEVA, P.E.
STATE OF FLORIDA
PROFESSIONAL ENGINEER
LICENSE No. 60242
EXPIRATION DATE 11/05/23

Approved as complying with the Florida Building Code	
Date	01/05/2023
NOA#	22-1108.03
Miami Dade Product Control	
By <i>Healy A. Miller</i>	
MIAMI-DADE COUNTY	
SCALE:	N.T.S.
DATE:	11-1-22
F.B.C. (High Velocity Hurricane Zone)	
DWG No:	27-2022
SHEET	4 OF 6




SIDE VIEW FRONT VIEW


H) ROUND/SQUARE
70MM & 78MM BOX
(PLASTIC/ALUMINUM)



- SQUARE BOX 78 MM
PLASTIC AUST-009 78PL




- ROUND BOX 78 MM PLASTIC
AUST-010 78PL




- SQUARE BOX 70 MM
PLASTIC AUST-009 70PL




- ROUND BOX 70 MM PLASTIC
AUST-010 70PL




- SQUARE BOX 78 MM
ALUMINUM AUST-009 78AL



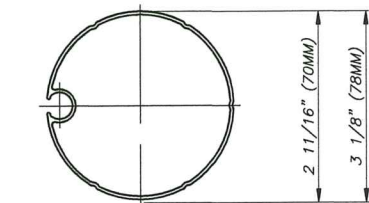
- ROUND BOX 78 MM
ALUMINUM AUST-010 78AL



- SQUARE BOX 70 MM
ALUMINUM AUST-009 70AL

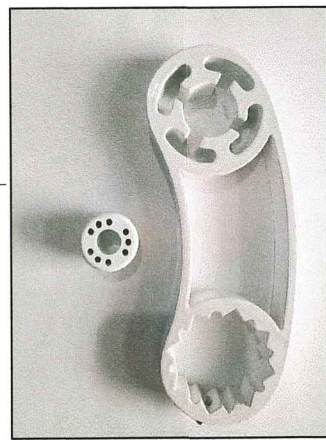
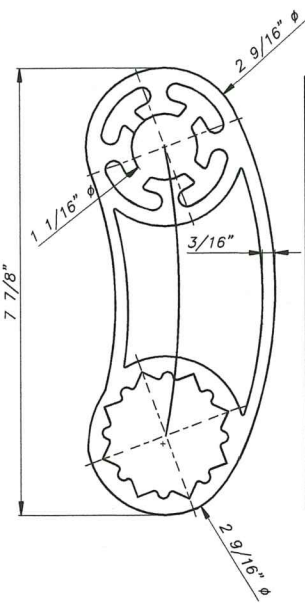


- ROUND BOX 70 MM
ALUMINUM AUST-010 70AL

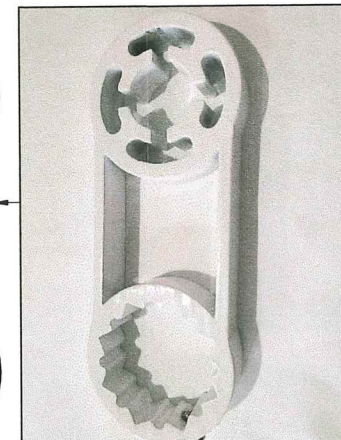
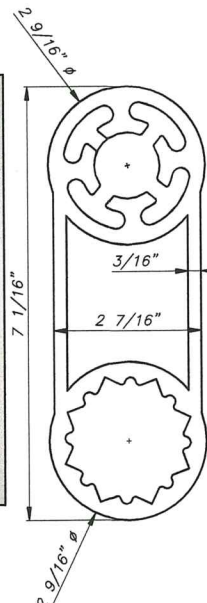


I) ROLLER TUBE 70/78 MM

AUST-003 (70MM)
AUST-003 78MM ROLLER TUBE

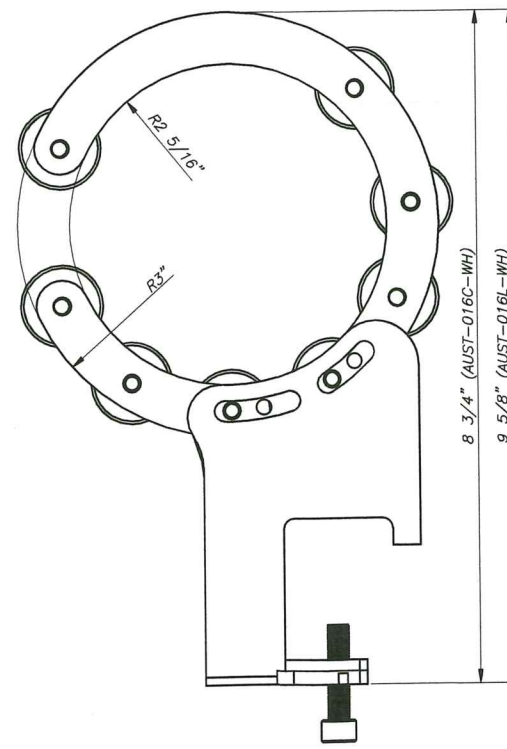


AUST-006L-WH

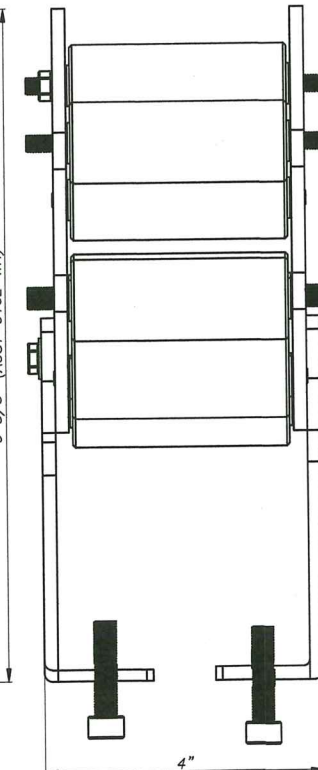


AUST-006C-WH

J) CONNECTOR BETWEEN ROLLER
TUBE AND SQUARE TUBE



SIDE VIEW




FRONT VIEW

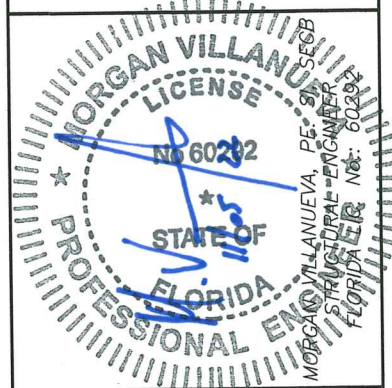
K) ROLLER SUPPORT



AUSTRALIA WHITE AWNING			
ABRUSCI® INTERIOR & EXTERIOR SOLUTIONS PHONE (305) 406-3401 2290 W 8TH Ave, Unit C Hialeah, FL 33010 https://decoabrusci.us			
REV. No	DESCRIPTION	DATE	
1			
2			
3			



V.M. Engineering Inc.
 Registry No. 27633
 11278 S.W. 153rd Place
 Miami, Florida 33196
 TEL: 786-281-6968



Approved as complying with the
 Florida Building Code
 Date 01/05/2023
 NOA# 22-1108-03
 Miami Dade Product Control
 By *Helga A. Miller*

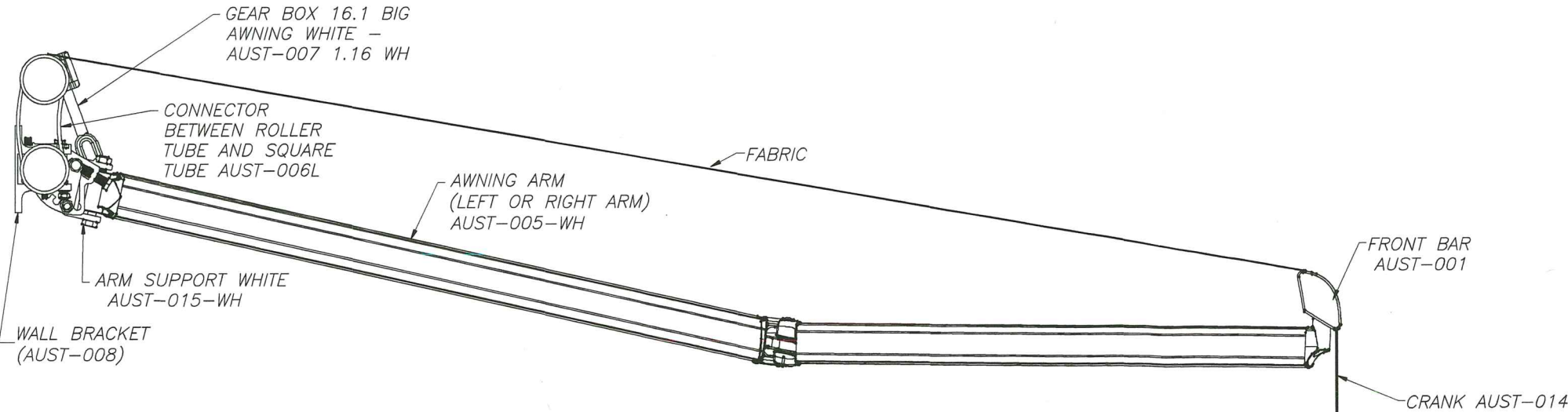
SCALE:	N.T.S.
DATE:	11-1-22
F.B.C. (High Velocity Hurricane Zone)	
DWG No:	27-2022
SHEET	5 OF 6

MIAMI-DADE COUNTY

PART LIST

PART	DESCRIPTION
A) CEILING BRACKET- AUST-019	ALUMINUM 6063-T6 ALLOY AND TEMPER - EXTRUDED
B) WALL BRACKET AUST CENTRAL SUPPORT (AUST-008CS) & WALL BRACKET (AUST-008)	ALUMINUM 6063-T6 ALLOY AND TEMPER - EXTRUDED
C) B.O. WALL BRACKET	ALUMINUM 6063-T6 ALLOY AND TEMPER - EXTRUDED
D) ARM SUPPORT WHITE- AUST-015-WH	ALUMINUM 6063-T6 ALLOY AND TEMPER - EXTRUDED
E) GEAR BOX 16.1 BIG AWNING WHITE - AUST-007 1.16 WH	ALUMINUM & STEEL GEAR
E) GEAR BOX 11.1 WHITE AUSTRALIA - AUST-007 1.11 WH	ALUMINUM & STEEL GEAR
F) SQUARE TUBE 40MM AUST-002	40mm X 1/8" ALUMINUM 6063-T6 ALLOY & TEMPER - EXTRUDED
A.1)CONNECTOR BETWEEN TWO FRONT BARS AUST-020	40mm INSERT STEEL - EXTRUDED
G) FRONT BAR - AUST-001	ALUMINUM 6063-T6 ALLOY AND TEMPER - EXTRUDED
H) SQUARE BOX 78MM PLASTIC AUST-009 78PL	PLASTIC
H) ROUND BOX 78MM PLASTIC AUST-010 70PL	PLASTIC
H) SQUARE BOX 78MM ALUMINUM AUST-009 78AL	ALUMINUM 6063-T6 ALLOY AND TEMPER - EXTRUDED
H) ROUND BOX 78MM ALUMINUM AUST-010 78AL	ALUMINUM 6063-T6 ALLOY AND TEMPER - EXTRUDED
H) SQUARE BOX 70MM PLASTIC AUST-009 70PL	PLASTIC
H) ROUND BOX 70MM PLASTIC AUST-010 70PL	PLASTIC
H) SQUARE BOX 70MM ALUMINUM AUST-009 70AL	ALUMINUM 6063-T6 ALLOY AND TEMPER - EXTRUDED
H) ROUND BOX 70MM ALUMINUM AUST-010 70AL	ALUMINUM 6063-T6 ALLOY AND TEMPER - EXTRUDED
I) ROLLER TUBE 70MM ALUMINUM AUST-003	ALUMINUM 6063-T6 ALLOY AND TEMPER - EXTRUDED
I) ROLLER TUBE 78MM ALUMINUM AUST-78mm-Roller Tube	ALUMINUM 6063-T6 ALLOY AND TEMPER - EXTRUDED
J) CONNECTOR BETWEEN ROLLER TUBE AND SQUARE TUBE AUST-006C-WH	ALUMINUM 6063-T6 ALLOY AND TEMPER - EXTRUDED
J) CONNECTOR BETWEEN ROLLER TUBE AND SQUARE TUBE AUST-006L-WH	ALUMINUM 6063-T6 ALLOY AND TEMPER - EXTRUDED
K) ROLLER SUPPORT CORTO AUST-016C-WH	ALUMINUM 6063-T6 ALLOY AND TEMPER - EXTRUDED
K) ROLLER SUPPORT LARGO AUST-016C-WH	ALUMINUM 6063-T6 ALLOY AND TEMPER - EXTRUDED
L) AWNING ARM (LEFT OR RIGHT ARM) AUST-005-WH	ALUMINUM 6063-T6 ALLOY AND TEMPER - EXTRUDED
M) COVER OF FRONT BAR AUST-011	PLASTIC
N) COVER OF "CONNECTOR BETWEEN ROLLER & SQUARE TUBE) AUST-012	PLASTIC
O) CRANK AUST-014	
P) COVER OF RAIN COVER HOOD (RIGHT & LEFT) AUST-017R & AUST-017	

FABRIC SPECIFICATIONS			
NORMAL		SPECIAL	
YARNS		YARNS	
WARP	30 h/cm (Nm 34/2)	WARP	30 h/cm (Nm 34/2)
WEFT	15 h/cm (Nm 34/2)	WEFT	15 h/cm (Nm 34/2)
TENSILE STRENGTH		TENSILE STRENGTH	
WARP	140 daN/5 cm	WARP	140 daN/5 cm
WEFT	95 daN/5 cm	WEFT	95 daN/5 cm
WEIGHT	300 gr/m ²	WEIGHT	300 gr/m ²




AUSTRALIA WHITE AWNING




INTERIOR & EXTERIOR SOLUTIONS
PHONE (305) 406-3401
2290 W 8TH Ave, Unit C
Hialeah, FL 33010
https://decoabrusci.us

REV. No	DESCRIPTION	DATE
1		
2		
3		



V.M. Engineering Inc.
Registry No. 27633
11278 S.W. 153rd Place
Miami, Florida 33196
TEL: 786-281-6968



Approved as complying with the
Florida Building Code
Date 01/05/2023
NOA# 22-1108-03
Miami Dade Product Control
By *Heidi A. Miller*

MIAMI-DADE COUNTY

SCALE:	N.T.S.
DATE:	11-1-22
F.B.C. (High Velocity Hurricane Zone)	
DWG No:	27-2022
SHEET	6 OF 6