



DEPARTMENT OF REGULATORY AND ECONOMIC RESOURCES (RER)  
BOARD AND CODE ADMINISTRATION DIVISION

MIAMI-DADE COUNTY  
PRODUCT CONTROL SECTION  
11805 SW 26 Street, Room 208  
Miami, Florida 33175-2474  
T (786) 315-2590 F (786) 315-2599  
[www.miamidade.gov/economy](http://www.miamidade.gov/economy)

**NOTICE OF ACCEPTANCE (NOA)**

**Clay Tile Ventures, Inc. DBA Redland Clay Tile**  
**9155 Brown Deer Road, Suite 5**  
**San Diego, CA. 92121**

**SCOPE:**

This NOA is being issued under the applicable rules and regulations governing the use of construction materials. The documentation submitted has been reviewed and accepted by Miami-Dade County RER - Product Control Section to be used in Miami Dade County and other areas where allowed by the Authority Having Jurisdiction (AHJ).

This NOA shall not be valid after the expiration date stated below. The Miami-Dade County Product Control Section (In Miami Dade County) and/or the AHJ (in areas other than Miami Dade County) reserve the right to have this product or material tested for quality assurance purposes. If this product or material fails to perform in the accepted manner, the manufacturer will incur the expense of such testing and the AHJ may immediately revoke, modify, or suspend the use of such product or material within their jurisdiction. RER reserves the right to revoke this acceptance, if it is determined by Miami-Dade County Product Control Section that this product or material fails to meet the requirements of the applicable building code.

This product is approved as described herein, and has been designed to comply with the Florida Building Code including the High Velocity Hurricane Zone of the Florida Building Code.

**DESCRIPTION: Roman Pan with Baja Mission Cap and Roman Pan with Two Piece Mission Cap System  
Clay Roof Tile System**

**LABELING:** Each unit shall bear a permanent label with the manufacturer's name or logo, city, state and following statement: "Miami-Dade County Product Control Approved", unless otherwise noted herein.

**RENEWAL** of this NOA shall be considered after a renewal application has been filed and there has been no change in the applicable building code negatively affecting the performance of this product.

**TERMINATION** of this NOA will occur after the expiration date or if there has been a revision or change in the materials, use, and/or manufacture of the product or process. Misuse of this NOA as an endorsement of any product, for sales, advertising or any other purposes shall automatically terminate this NOA. Failure to comply with any section of this NOA shall be cause for termination and removal of NOA.

**ADVERTISEMENT:** The NOA number preceded by the words Miami-Dade County, Florida, and followed by the expiration date may be displayed in advertising literature. If any portion of the NOA is displayed, then it shall be done in its entirety.

**INSPECTION:** A copy of this entire NOA shall be provided to the user by the manufacturer or its distributors and shall be available for inspection at the job site at the request of the Building Official.

This NOA renews NOA# 18-0123.02 and consists of pages 1 through 6.  
The submitted documentation was reviewed by Alex Tigera.



NOA No.: 23-0112.06  
Expiration Date: 01/03/28  
Approval Date: 02/23/23  
Page 1 of 6

## ROOFING SYSTEM APPROVAL

**Category:** Roofing  
**Sub-Category:** Roofing Tiles  
**Material:** Clay

### 1. SCOPE

This approves a roofing system using the **Roman Pan with Baja Mission Cap and the Roman Pan with Two Piece Mission Cap Roof Tile System, using the Roman Pan and Baja Mission Cap and using the Roman Pan with the Two Piece Mission Cap** tile as manufactured by **California Clay Tile de Mexico SA de C.V.**, and distributed by **Clay Tile Ventures, d.b.a. Redland Clay Tile** and described in Section 2 of this Notice of Acceptance. For locations where the pressure requirements, as determined by applicable Building Code does not exceed the design pressure values obtained by calculations in compliance with RAS 127 using the values listed in section 4 herein. The attachment calculations shall be done as a moment based system.

### 2. PRODUCT DESCRIPTION

<u>Manufactured by Applicant</u>	<u>Dimensions</u>	<u>Test Specifications</u>	<u>Product Description</u>
Roman Pan Clay Roof Tile	l = 17- 1/2" w = 11"	TAS 112	High profile, pan section of the two-piece, clay roof tile. For mortar set or adhesive set applications.
Baja Mission Cap Clay Roof Tile	l = 17- 1/2" w = 6 1/2" 1/2" thick nominal	TAS 112	High profile, cap section of the two-piece, clay roof tile. For mortar set or adhesive set applications.
Mission 2000 Barrel	l = 20-1/4 " w = 8 1/4" 1/2" thick nominal	TAS 112	High profile, two-piece, clay roof tile. For mortar set or adhesive set applications.
Trim Pieces	Length: varies Width: varies varying thickness	TAS 112	Accessory trim, clay roof pieces for use at hips, rakes, ridges and valley terminations. Manufactured for each tile profile.

#### 2.1 MANUFACTURING LOCATION

2.1.1 Tecate, Mexico

#### 2.2 SUBMITTED EVIDENCE:

<u>Test Agency</u>	<u>Test Identifier</u>	<u>Test Name/Report</u>	<u>Date</u>
American Test Lab of South Florida	1028.01-11	TAS-101	10/28/11
	RT050508-22	ASTM C 1167	05/13/22
RI Ogawa & Associates Inc.	RIO-2633-16-C	ASTM C1167	10/05/16
IBA Consultants, Inc.	4940-12	TAS-101	11/17/08
	4940-9	TAS-101	11/17/08
PRI Asphalt Technology, Inc.	SPC-036-02-01	ASTM C 1167	08/24/07
	SPC-037-02-01	TAS 101	09/11/07
	SPC-033-02-01	ASTM C 1167	06/28/07

**MIAMI-DADE COUNTY**  
**APPROVED**

**NOA No.: 23-0112.06**  
**Expiration Date: 01/03/28**  
**Approval Date: 02/23/23**  
**Page 2 of 6**

### 3. LIMITATIONS

- 3.1 Fire classification is not part of this acceptance.
- 3.2 For mortar or adhesive set tile applications, a static field uplift test may be required in accordance with TAS 106, see applicable building code for requirements.
- 3.3 Applicant shall retain the services of a Miami-Dade County Certified Laboratory to perform quarterly test in accordance with TAS 112, appendix 'A'. Such testing shall be submitted to the Building Code Compliance Office for review.
- 3.4 Minimum underlayment shall be in compliance with the applicable Roofing Applications Standards listed section 4.1 herein.
- 3.5 30/90 hot mopped underlayment applications may be installed perpendicular to the roof slope unless stated otherwise by the underlayment material manufacturers published literature.
- 3.6 This acceptance is for wood deck applications. Minimum deck requirements shall be in compliance with applicable building code.
- 3.7 All products listed herein shall have a quality assurance audit in accordance with the Florida Building Code and Rule **61G20-3** of the Florida Administrative Code.

### 4. INSTALLATION

- 4.1 Roman Pan with Baja Mission Cap, or Mission 2000 Two Piece Roof Tile and its components shall be installed in strict compliance with Roofing Application Standard RAS 120.
- 4.2 Data For Attachment Calculations

Tile Profile	Weight-W (lbf.)	Length-l (ft.)	Width-w (ft.)
Roman Pan	8	1.46	0.92
Baja Mission Cap	4.2	1.46	0.54
Mission 2000 Cap	6.75	1.68	0.69

Tile Profile	$\lambda$ (ft <sup>3</sup> ) Direct Deck Application
Roman Pan with Baja Mission as Cap	0.335
Roman Pan with Mission 2000 as Cap	0.29

Tile Profile	2":12"	3":12"	4":12"	5":12"	6":12"	7":12" or greater
Roman Pan with Baja Mission Cap	2.95	2.92	2.87	2.79	2.69	2.56
Roman Pan with Mission 2000 Cap	5.50	5.45	5.38	5.29	5.19	5.07



**Table 4: Attachment Resistance Expressed as a Moment - Mr (ft.-lbf.)  
for Single Patty Adhesive<sup>1</sup> Set Systems**

Tile Profile	Tile Application	Minimum Attachment Resistance
Roman Pan with Baja Mission as Cap	ICP Adhesives Polyset® AH-160	169 <sup>2</sup>
Roman Pan with Baja Mission as Cap	ICP Adhesives Polyset® AH-160	79.4 <sup>3</sup>
Roman Pan with Baja Mission as Cap	TILE BOND™ Roof Tile Adhesive	82.35 <sup>4</sup>
Roman Pan with Mission 2000 as Cap	ICP Adhesives Polyset® AH-160	92.7 <sup>2</sup>
1 See manufactures component approval for installation requirements		
2 Large paddy weight of 40 grams per pan and Medium paddy weight of 20 grams per cap of Polyset® AH-160		
3 Place two (2) medium paddy weight of 12 gram paddy's per pan and one (1) medium paddy weight of 12 grams per cap of Polyset® AH-160.		
4 Place two (2) medium paddy weight of 12 gram paddy's per pan and one (1) medium paddy weight of 12 grams per cap of TILE BOND™ Roof Tile Adhesive.		

**5. LABELING**

All tiles shall bear the imprint or identifiable marking of the manufacturer's name or logo as seen below, or following statement: "Miami-Dade County Product Control Approved".

**REDLAND**

IDENTIFICATION MARK FOR ROMAN PAN, BAJA MISSION, AND MISSION 2000 CAP TILE  
(LOCATED UNDERNEATH TILE)

**MEXICO**

**REDLAND**

IDENTIFICATION MARK FOR MISSION 2000 CAP TILE  
(LOCATED UNDERNEATH TILE)



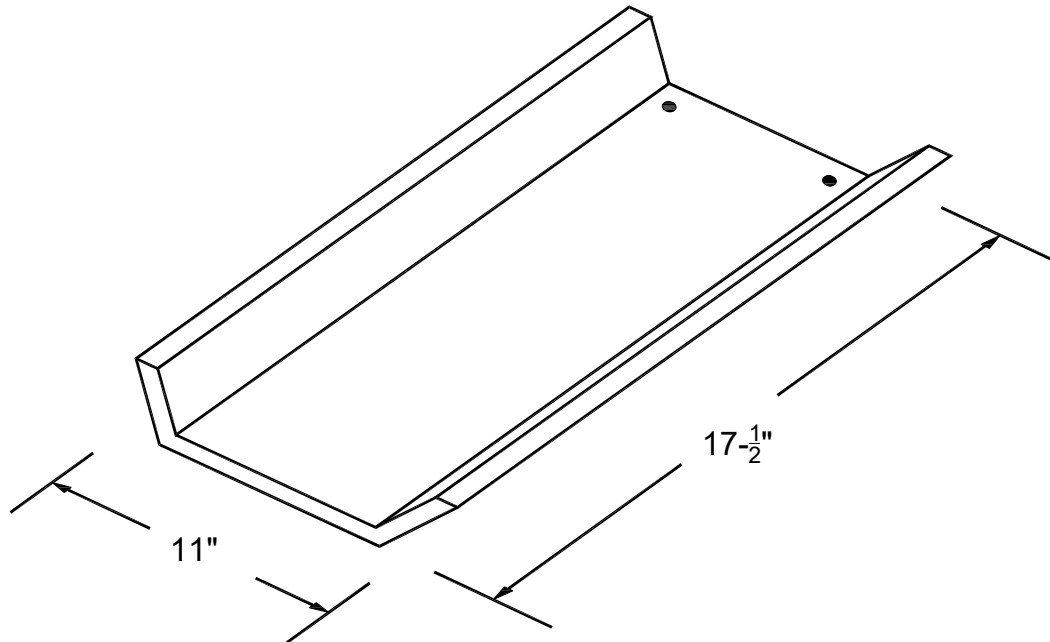
## 6. BUILDING PERMIT REQUIREMENTS

6.1 Application for building permit shall be accompanied by copies of the following:

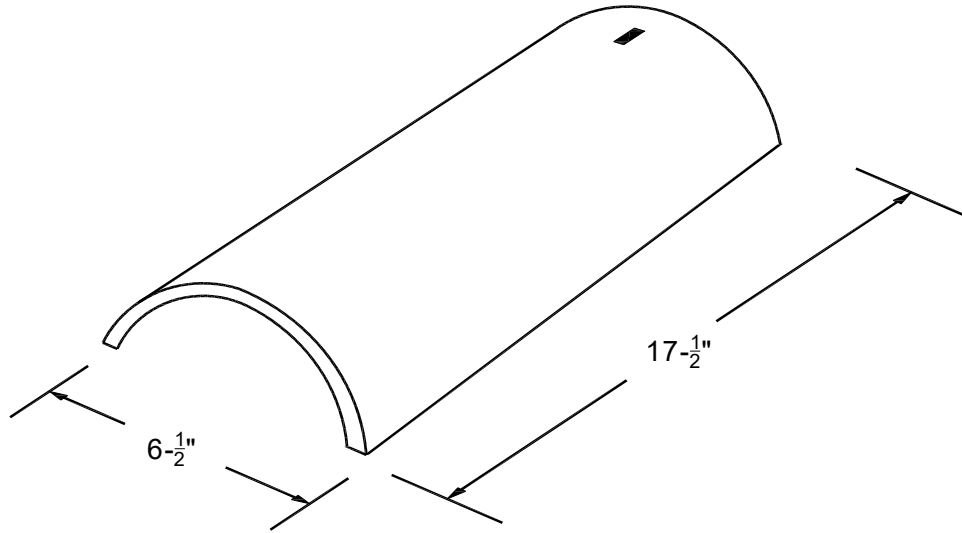
6.1.1 This Notice of Acceptance.

6.1.2 Any other documents required by the Building Official or applicable building code in order to properly evaluate the installation of this system.

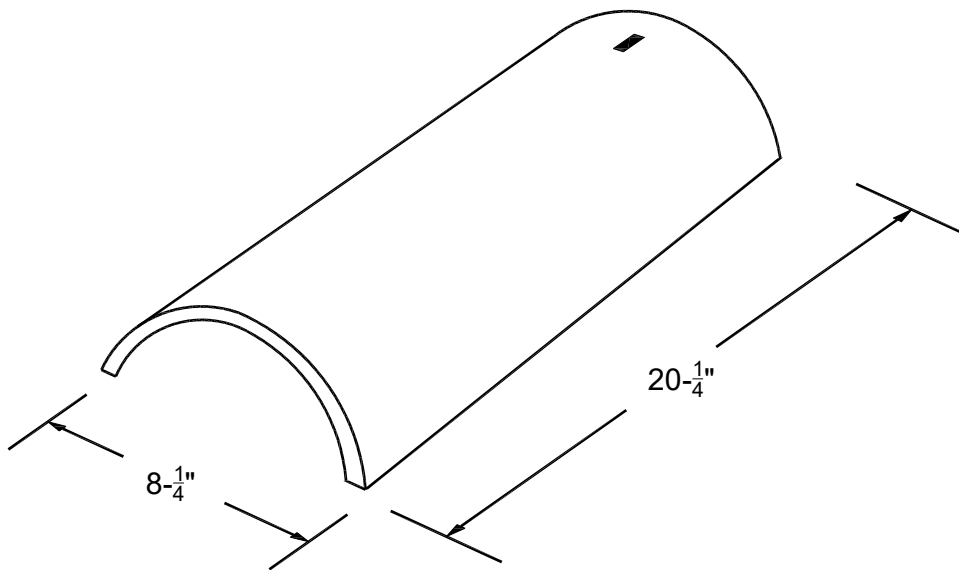
### PROFILE DRAWINGS



ROMAN PAN CLAY TILE



**BAJA MISSION CAP CLAY TILE**



**MISSION 2000 BARREL TILE**

**END OF THIS ACCEPTANCE**

