



DEPARTMENT OF REGULATORY AND ECONOMIC RESOURCES (RER)
BOARD AND CODE ADMINISTRATION DIVISION

NOTICE OF ACCEPTANCE (NOA)

MIAMI-DADE COUNTY
PRODUCT CONTROL SECTION
11805 SW 26 Street, Room 208
Miami, Florida 33175-2474
T (786) 315-2590 F (786) 315-2599
www.miamidade.gov/economy

JMB Industries, LLC
6340 Baker Blvd.
Fort Worth, TX 76118

SCOPE:

This NOA is being issued under the applicable rules and regulations governing the use of construction materials. The documentation submitted has been reviewed and accepted by Miami-Dade County RER-Product Control Section to be used in Miami Dade County and other areas where allowed by the Authority Having Jurisdiction (AHJ).

This NOA shall not be valid after the expiration date stated below. The Miami-Dade County Product Control Section (In Miami Dade County) and/or the AHJ (in areas other than Miami Dade County) reserve the right to have this product or material tested for quality assurance purposes. If this product or material fails to perform in the accepted manner, the manufacturer will incur the expense of such testing and the AHJ may immediately revoke, modify, or suspend the use of such product or material within their jurisdiction. RER reserves the right to revoke this acceptance, if it is determined by Miami-Dade County Product Control Section that this product or material fails to meet the requirements of the applicable building code.

This product is approved as described herein, and has been designed to comply with the Florida Building Code, including the High Velocity Hurricane Zone.

DESCRIPTION: Pipe Prop PVC Pipe Stand for Refrigeration, Communication and Electrical Lines

APPROVAL DOCUMENT: Drawing No. **PP-001**, titled "Pipe Prop", sheets 1 through 3 of 3, dated 12/08/2015, prepared by the manufacturer, signed and sealed by Donald J. Flood, P.E. on 06/07/2019, bearing the Miami-Dade County Product Control revision stamp with the Notice of Acceptance number and expiration date by the Miami-Dade County Product Control Section.

MISSILE IMPACT RATING: None

LABELING: Each unit shall bear a permanent label with the manufacturer's name or logo, city, state, model/series, and following statement: "Miami-Dade County Product Control Approved", unless otherwise noted.

RENEWAL of this NOA shall be considered after a renewal application has been filed and there has been no change in the applicable building code negatively affecting the performance of this product.

TERMINATION of this NOA will occur after the expiration date or if there has been a revision or change in the materials, use, and/or manufacture of the product or process. Misuse of this NOA as an endorsement of any product, for sales, advertising or any other purposes shall automatically terminate this NOA. Failure to comply with any section of this NOA shall be cause for termination and removal of NOA.

ADVERTISEMENT: The NOA number preceded by the words Miami-Dade County, Florida, and followed by the expiration date may be displayed in advertising literature. If any portion of the NOA is displayed, then it shall be done in its entirety.

INSPECTION: A copy of this entire NOA shall be provided to the user by the manufacturer or its distributors and shall be available for inspection at the job site at the request of the Building Official.

This NOA **revises and renews NOA #21-0125.04** and consists of this page 1 and evidence pages E-1 and E-2, as well as approval document mentioned above.

The submitted documentation was reviewed by **Sifang Zhao, P.E.**



S. Z.
07/05/2024

NOA No. 24-0228.05
Expiration Date: December 18, 2029
Approval Date: July 05, 2024
Page 1

NOTICE OF ACCEPTANCE: EVIDENCE SUBMITTED

1. Evidence submitted under previous NOA's

A. DRAWINGS “Submitted under NOA # 19-0313.09”

1. Drawing No. **PP-001**, titled “Pipe Prop”, sheets 1 through 3 of 3, dated 12/08/2015, prepared by the manufacturer, signed and sealed by Donald J. Flood, P.E. on 06/07/2019.

B. TESTS “Submitted under NOA # 13-0321.08”

	<u>Test Report No.</u>	<u>Standard</u>	<u>Date</u>	<u>Signature</u>
1.	ACRC 14-021	TAS 114-95, App D	08/08/2014	Ryan Montag, P.E.
2.	ACRC 14-022	TAS 114-95, App D	08/07/2014	Ryan Montag, P.E.
3.	ACRC-001-02-01	TAS 107-95	01/09/2013	Zachary R. Priest, P.E.
“Submitted under NOA # 11-1019.05”				
4.	ACRC 11-045	TAS 114-95, App D	08/04/2011	Donald J. Flood, P.E.
5.	ACRC 10-012	TAS 114-95, App D	10/08/2010	Donald J. Flood, P.E.
6.	ACRC 10-011	TAS 114-95, App D	09/22/2010	Donald J. Flood, P.E.
7.	ACRC 10-010	TAS 114-95, App D	09/22/2010	Donald J. Flood, P.E.
8.	ACRC 11-045	TAS 114-95, App D	08/04/2011	Donald J. Flood, P.E.
9.	JMB-001-02-02	ASTM D635 ASTM D1929 ASTM D2843	02/02/2011	Duc T. Nguyen, P.E.
10.	JMB-001-02-03	ASTM G26 ASTM G155 ASTM D638	09/01/2011	Duc T. Nguyen, P.E.
11.	JMB-001-02-04	ASTM G154 ASTM D638	06/06/2011	Duc T. Nguyen, P.E.

C. CALCULATIONS “Submitted under NOA # 13-0321.08”

1. Wind pressures and forces, issued by Roof Engineering Calculation Service, Inc., dated 09/03/2014, signed and sealed Donald J. Flood, P.E.

D. QUALITY ASSURANCE

1. Miami-Dade Department of Regulatory and Economic Resources (RER)

E. MATERIAL CERTIFICATIONS

1. None.

F. STATEMENTS

1. Statement letter of code conformance to the 6th edition (2017) FBC issued by Roof Engineering Calculation Service, Inc., dated 07/15/2019, signed and sealed by Donald J. Flood, P.E. **“Submitted under NOA # 19-0313.09”**
2. Statement letter of code conformance to the 7th edition (2020) FBC issued by Roof Engineering Calculation Service, Inc., dated 11/30/2020, signed and sealed by Donald J. Flood, P.E. **“Submitted under NOA # 21-0125.04”**



Sifang Zhao, P.E.
Product Control Examiner
NOA No. 24-0228.05
Expiration Date: December 18, 2029
Approval Date: July 05, 2024

NOTICE OF ACCEPTANCE: EVIDENCE SUBMITTED

1. New evidence submitted

A. DRAWINGS

1. None.

B. TESTS

1. None

C. CALCULATIONS

1. None.

D. QUALITY ASSURANCE

1. Miami-Dade Department of Regulatory and Economic Resources (RER)

E. MATERIAL CERTIFICATIONS

1. None.

F. STATEMENTS

1. Statement letter of code conformance to the 8th edition (2023) FBC issued by Roof Engineering Calculation Service, Inc., dated 02/16/2024, signed and sealed by Donald J. Flood, P.E.



Sifang Zhao, P.E.
Product Control Examiner
NOA No. 24-0228.05
Expiration Date: December 18, 2029
Approval Date: July 05, 2024

EXPOSURES C & D

ROOF SYSTEM TYPE	STEEL INSERT FASTENING (1)	PVC PIPE PROP ADHERED BASE (2)	PIPE STAND MAX SPACING	PIPE SADDLE TYPES	ALLOWABLE LATERAL FORCE (lb)	ALLOWABLE BENDING MOMENT (ft.-lb)	ALLOWABLE UPLIFT FORCE (LB)
TPO	Olympic #14 screws into a steel deck	MDA Adhesive adhered to TPO	4 FT.	APS-2	350	87.5	-502
Base Sheet: Granulated Membrane Cap sheet	Olympic #14 screws into a concrete deck	MDA Adhesive adhere to GR cap sheet	4 FT.	APS-2	408	102	-375

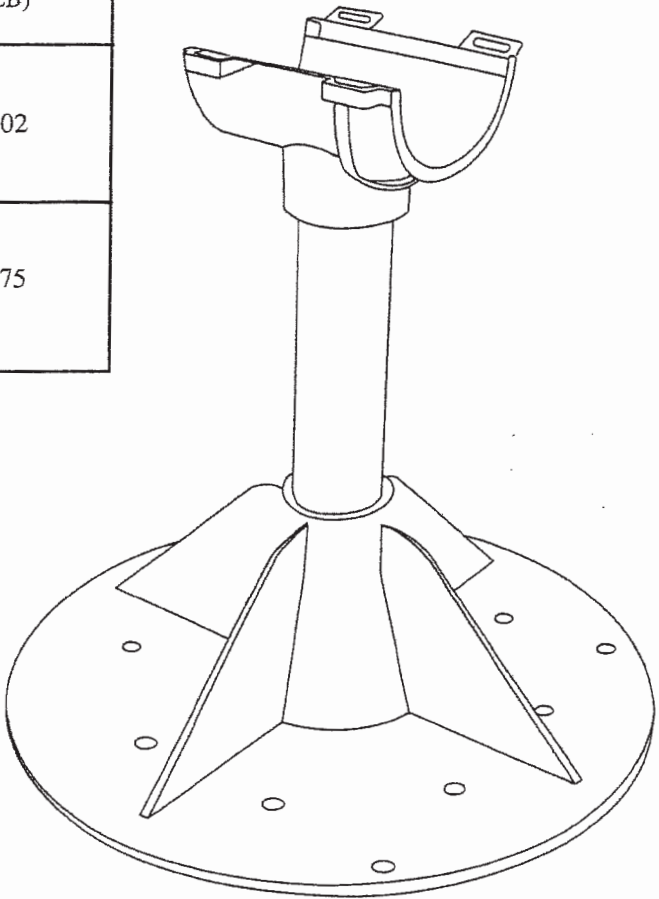
- (1) Steel Insert mechanically fastened to resist laterally applied forces.
(2) PVC pipe-prop sheathed over the steel insert and PVC base is fully adhered as above to resist uplift forces

- 1) The allowables from the above table indicate that the Pipe-Prop stands will withstand uplift and lateral wind forces for buildings within a High Velocity Hurricane Zone to a height of 225 ft. when a 3-1/2" steel insert is mechanically fastened through a TPO System into a minimum 22-gauge steel deck using four (4) #14 HD screws, and the pipe stand PVC based is adhered with MDA Adhesive. The pipe stands must be installed at a maximum height of 8 3/4".
- 2) The allowables from the above table indicate that the Pipe-Prop stands will withstand uplift and lateral forces for buildings within a High Velocity Hurricane Zone to a height of 225 ft. when a 3-1/2" steel insert is mechanically fastened through a base sheet/granulated cap sheet system into a structural concrete deck using four (4) #14 HD screws, and the pipe stand PVC base is adhered with MDA Adhesive. The pipe stands must be installed at a maximum height of 8 3/4".
- 3) Test results shown herein are for both Exposure C & Exposure D structures.

JMB INDUSTRIES LLC: "PIPE-PROP"

ADJUSTABLE PIPE STAND MECHANICALLY ATTACHED TO THE ROOF DECK

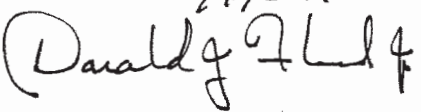
- 1) THIS SYSTEM IS DESIGNED TO COMPLY WITH THE REQUIREMENTS OF THE CURRENT EDITION OF THE FLORIDA BUILDING CODE., INCLUDING THE PROVISIONS FOR HVHZ.
- 2) THE DESIGN LOADS MUST BE CALCULATED BY A FLORIDA PROFESSIONAL ENGINEER FOR EACH PROJECT. THE PROJECT PRESSURE CANNOT EXCEED THE DESIGN PRESSURE LISTED ABOVE.
- 3) ROOFING PRODUCTS BY OTHERS MUST BE ANCHORED PROPERLY TO TRANSFER IMPOSED LOADS TO THE STRUCTURE BEYOND.
- 4) ANCHORS MUST BE LISTED ON SHEETS.
- 5) MATERIALS INCLUDING, BUT NOT LIMITED TO, STEEL / METAL SCREWS THAT COME INTO CONTACT WITH OTHER DISSIMILIAR METALS SHALL MEET THE REQUIREMENTS OF THE CURRENT FBC, RAS-111, SECTIONS 4.1, 4.2 & 4.3.
- 6) LIMITATION OF USE: THIS PIPE PROP STAND MAY BE USED FOR REFRIGERATION, COMMUNICATION & ELECTRICAL LINE SUPPORTS ONLY. THE ELECTRICAL CONDUIT LINES THEMSELVES ARE NOT PART OF THIS APPROVAL AND MUST BE DESIGNED AS PER THE APPLICABLE STANDARDS.



PRODUCT REVISED
as complying with the Florida
Building Code
NOA-No. **24-0228.05**

Expiration Date **12/18/2029**

By 
Miami-Dade Product Control

6/7/2019


NO.	REVISION DESCRIPTION	DATE
1	2014 UPDATE	12/8/15

JMB Industries, LLC
6340 BAKER BOULEVARD
FORT WORTH, TX 76118
Ph: 888- 590-0120
www.pipeprop.com

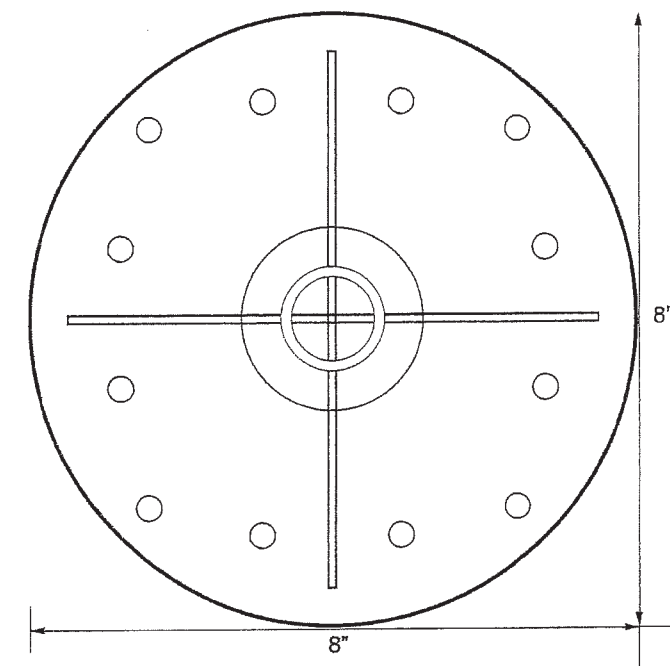
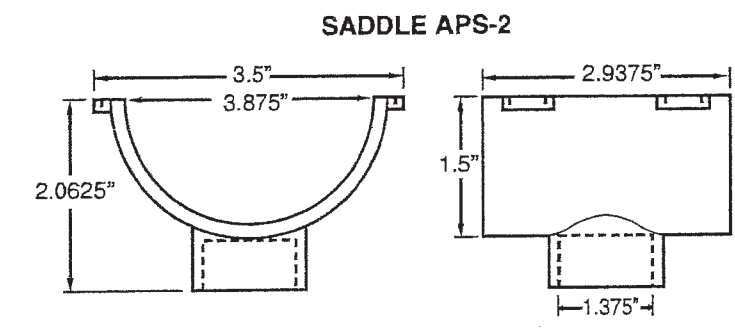
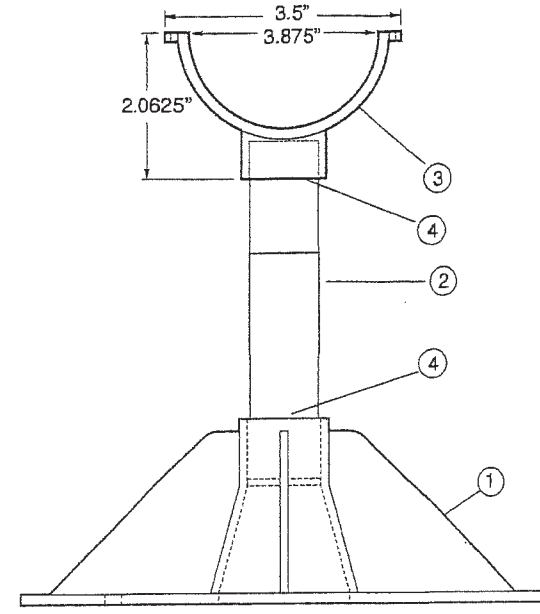
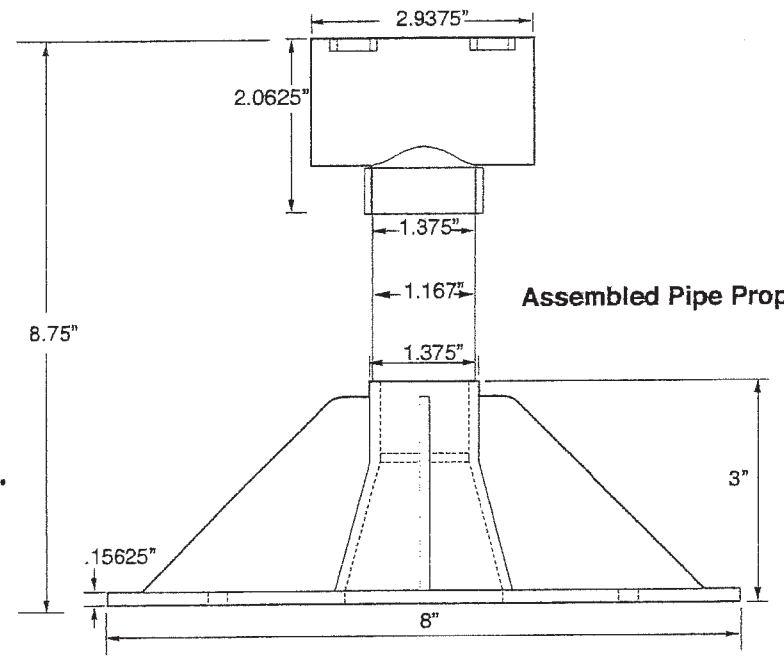
PIPE PROP®

The Professional's Choice

Donald J Flood,
1522 NW 113th Terrace
Pembroke Pines, FL 33026
don@re-csi.net

DRAWING NO.
PP-001

SHEET NO.
1 OF 3



Bill of Materials

- 1) Pipe Prop PVC Base
- 2) 3/4" Schedule 40 PVC pipe
- 3) PVC Saddle APS-2
- 4) PVC Glue

PRODUCT REVISED
 as complying with the Florida
 Building Code
 NOA-No. **24-0228.05**
 Expiration Date **12/18/2029**
 By *[Signature]*
 Miami-Dade Product Control

6/7/2019
Donald J Flood

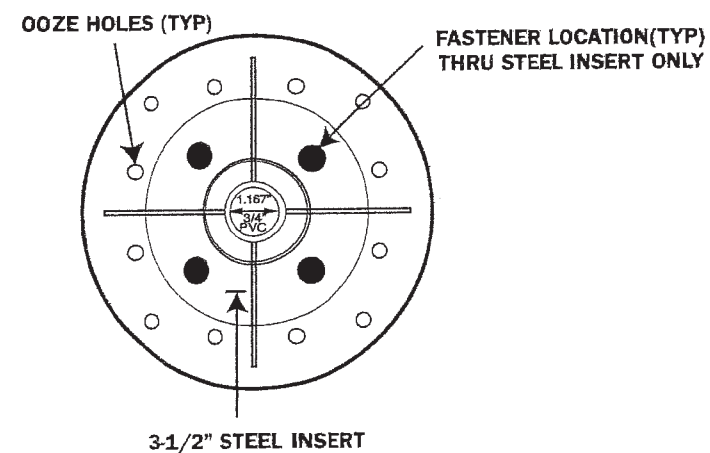
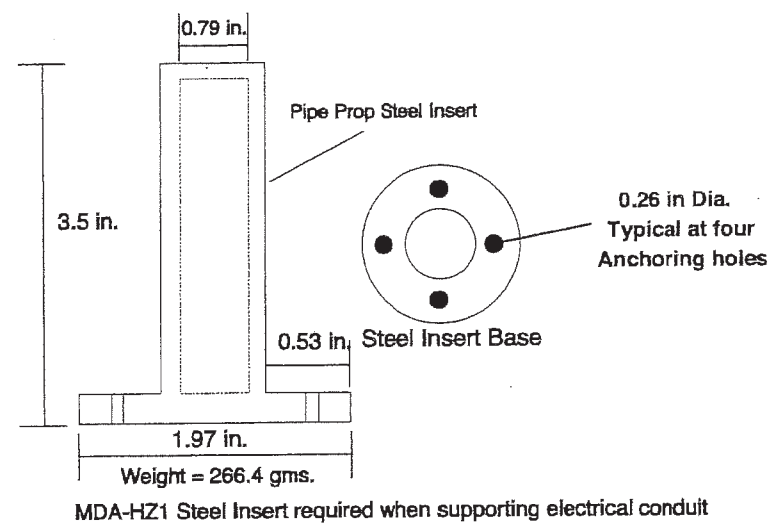
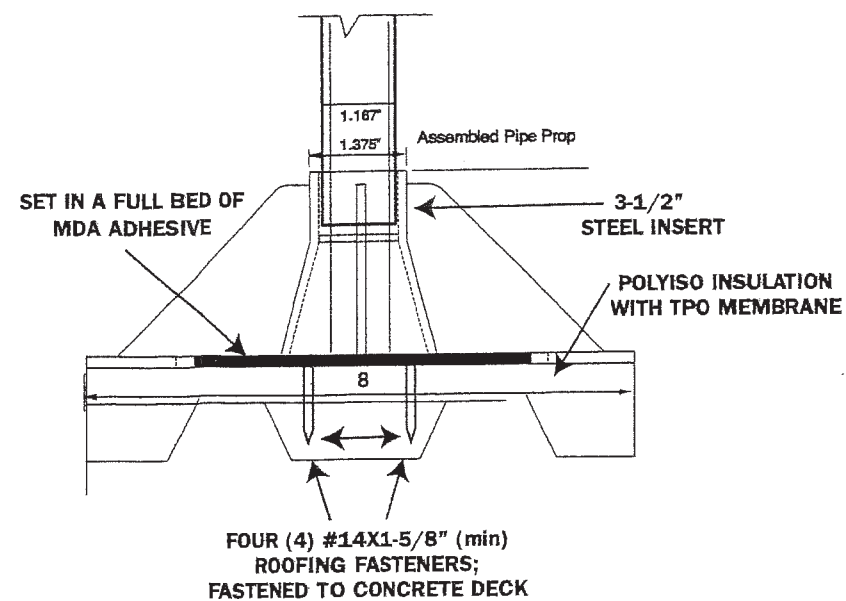
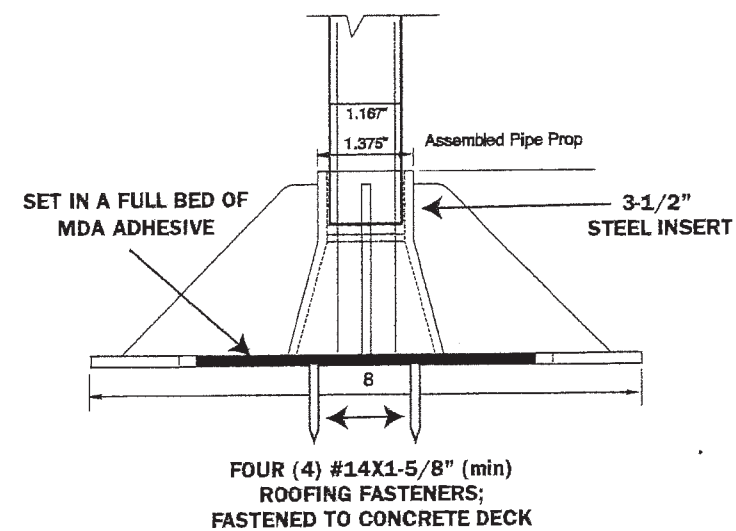
NO.	REVISION DESCRIPTION	DATE
1	2014 UPDATE	12/8/15

JMB Industries, LLC
 6340 BAKER BOULEVARD
 FORT WORTH, TX 76118
 Ph: 888- 590-0120
 www.pipeprop.com

PIPE PROP®
 The Professional's Choice

Donald J Flood, P.E.
 1522 NW 113th Terrace
 Pembroke Pines, FL 33026
 don@re-csi.net

DRAWING NO. PP-001
SHEET NO. 2 OF 3



INSTALLATION INSTRUCTIONS: ATTACHMENT TO STEEL OR CONCRETE DECK

- 1) Remove the 3/4" ϕ Schedule 40 PVC and ensure the length is 8-3/4".
- 2) Use PVC glue to attach the pipe into the base and saddle pieces.
Ensure that the glue is securely & completely seated into the base piece.
- 3) Select the desired pipe stand locations on the roof and prepare to attach through the single ply TPO or Granulated Cap Sheet.
- 4) Attach the 3-1/2" steel insert into the deck at the selected locations using four (4) #14 x 1-5/8" roofing fasteners.
- 5) Sheath the pvc pipe stand over the attached steel insert at each location and glue the base piece onto the desk.

6/7/2019
Donald J Flood

NO.	REVISION DESCRIPTION	DATE
1	2014 UPDATE	12/8/15

JMB Industries, LLC
6340 BAKER BOULEVARD
FORT WORTH, TX 76118
Ph: 888- 590-0120
www.pipeprop.com

PIPE PROP®
The Professional's Choice

Donald J Flood,
1522 NW 113th Terrace
Pembroke Pines, FL 33026
don@re-csi.net

DRAWING NO.
PP-001

SHEET NO.
3 OF 3