



DEPARTMENT OF REGULATORY AND ECONOMIC RESOURCES (RER)
BOARD AND CODE ADMINISTRATION DIVISION

MIAMI-DADE COUNTY
PRODUCT CONTROL SECTION
11805 SW 26 Street, Room 208
Miami, Florida 33175-2474
T (786) 315-2590 F (786) 315-2599
www.miamidade.gov/pera

NOTICE OF ACCEPTANCE (NOA)

Dan's Custom Sheet Metal
5700 Washington Street
Naples, FL 34109

SCOPE:

This NOA is being issued under the applicable rules and regulations governing the use of construction materials. The documentation submitted has been reviewed and accepted by Miami-Dade County RER - Product Control Section to be used in Miami-Dade County and other areas where allowed by the Authority Having Jurisdiction (AHJ).

This NOA shall not be valid after the expiration date stated below. The Miami-Dade County Product Control Section (In Miami-Dade County) and/or the AHJ (in areas other than Miami-Dade County) reserve the right to have this product or material tested for quality assurance purposes. If this product or material fails to perform in the accepted manner, the manufacturer will incur the expense of such testing and the AHJ may immediately revoke, modify, or suspend the use of such product or material within their jurisdiction. RER reserves the right to revoke this acceptance, if it is determined by Miami-Dade County Product Control Section that this product or material fails to meet the requirements of the applicable building code.

This product is approved as described herein, and has been designed to comply with the Florida Building Code including the High Velocity Hurricane Zone of the Florida Building Code.

DESCRIPTION: D.C.S.M. – 5V Crimp 26 ga. Steel (min) over ½” (min) plywood

LABELING: Each unit shall bear a permanent label with the manufacturer's name or logo, city, state and following statement: "Miami-Dade County Product Control Approved", unless otherwise noted herein.

RENEWAL of this NOA shall be considered after a renewal application has been filed and there has been no change in the applicable building code negatively affecting the performance of this product.

TERMINATION of this NOA will occur after the expiration date or if there has been a revision or change in the materials, use, and/or manufacture of the product or process. Misuse of this NOA as an endorsement of any product, for sales, advertising or any other purposes shall automatically terminate this NOA. Failure to comply with any section of this NOA shall be cause for termination and removal of NOA.

ADVERTISEMENT: The NOA number preceded by the words Miami-Dade County, Florida, and followed by the expiration date may be displayed in advertising literature. If any portion of the NOA is displayed, then it shall be done in its entirety.

INSPECTION: A copy of this entire NOA shall be provided to the user by the manufacturer or its distributors and shall be available for inspection at the job site at the request of the Building Official.

This NOA renews NOA# 19-0109.04 and consists of pages 1 through 7.
The submitted documentation was reviewed by Alex Tigera.

05/16/24



NOA No.: 24-0321.09
Expiration Date: 05/08/29
Approval Date: 05/16/24
Page 1 of 7

ROOFING ASSEMBLY APPROVAL:

Category:	Roofing
Sub-Category:	Non-Structural Metal Roofing
Material:	Steel
Deck Type:	Wood
Maximum Design Pressure	-86 psf. (See General Limitation #2)

TRADE NAMES OF PRODUCTS MANUFACTURED OR LABELED BY APPLICANT:

<u>Product</u>	<u>Dimensions</u>	<u>Test Specifications</u>	<u>Product Description</u>
D.C.S.M. 5V Crimp	l = varies w = 24" h = 1/2" min. 0.022" thick (58.5 ksi min. yield)	TAS 110	Corrosion resistant, 26 Ga. 5V Crimp metal panels- Charcoal CERAM-A-STAR® 1050 coating on Galvalume.
Trim Pieces	l = varies w = varies min. 26 ga.	TAS 110	Standard flashing and trim pieces. Manufactured for each panel width.

TRADE NAMES OF PRODUCTS MANUFACTURED BY OTHERS:

<u>Product</u>	<u>Dimensions</u>	<u>Test Specifications</u>	<u>Product Description</u>
Fasteners (Panel)	min. #9x 1 1/2" HWH screw	Corrosion resistant, #9-1 1/2" HWH self-drilling fasteners with neoprene/ weather sealing washers	generic
Bostik 915	sealant	TAS 132	Polyurethane sealant

MANUFACTURING LOCATION:

1. Naples, FL.

EVIDENCE SUBMITTED:

<u>Test Agency</u>	<u>Test Identifier</u>	<u>Test Name/Report</u>	<u>Date</u>
PRI Asphalt Technologies, Inc.	PRI02056	TAS 100	06/04/02
	AKZC-008-02-01A	ASTM B117	06/13/18
	AKZC-008-02-01B	ASTM G 155	06/13/18
Hurricane Test Laboratory, Inc.	0302-0508-02	TAS 125	05/14/02
	0302-0715-05	TAS 125	07/31/05
Intertek	I1481.02-450-18 r1	TAS 100	04/19/19
	I1481.01-450-18 r1	TAS 125	03/25/19



NOA No.: 24-0321.09
Expiration Date: 05/08/29
Approval Date: 05/16/24
Page 2 of 7

APPROVED ASSEMBLIES:

System A(1):	D.C.S.M. 5V Crimp 26 ga. Steel (min) over ½" (min) plywood
Deck Type:	Wood, Non-insulated
Deck Description:	New Construction ¹⁹ / ₃₂ " or greater plywood or wood plank, or Re-roof ¹⁵ / ₃₂ " or greater plywood or wood plank.
Slope Range:	2": 12" or greater
Maximum Uplift Pressure:	See Table A below

Deck Attachment: In accordance with applicable Building Code, but in no case shall it be less than 8d ring shank nails spaced 6" o.c around the perimeter and 6" o.c. in the field. In reroofing, where the deck is less than ¹/₂" thick (Minimum ¹⁵/₃₂"") The above attachment method must be in addition to existing attachment.

Underlayment: Minimum underlayment shall be an ASTM D 226 Type II installed with a minimum 4" side-laps and 6" end-laps. Underlayment shall be fastened with corrosion resistant 32 ga. tin-caps and 0.120"x 1¼" galvanized annular ring-shank nails, spaced 6" o.c. at all laps and two staggered rows 12" o.c. in the field of the roll.

Valleys: Valley construction shall be in compliance with Roofing Application Standard RAS 133 and with Dan's Custom Sheet Metal, Inc.' current published installation instructions. The center rib was sealed with Bostik 915 sealant and secured with #12x1"panclip fastener at 6"o.c. Sealant is to be used along the perimeter between the panels and valley.

Drip Edge: The drip edge is secured with #12 x 1" panclip fasteners spaced at 4"o.c. Sealant is to be used along the perimeter between the panels and drip edge.

Cap Installed with a minimum #9-1½" HWH corrosion resistant fasteners with neoprene sealing washer 12"o.c. Bostik 915 Sealant between the cap edge and panel underneath.

Fire Barrier Board: Any approved fire barrier having a current NOA. Refer to a current fire directory listing for fire ratings of this roofing system assembly as well as the location of the fire barrier within the assembly. See Limitation # 1.

Metal Panels and Accessories: Install the "D.C.S.M. 26 Ga. 5V Crimp Steel Panels" and accessories in compliance with Dan's Custom Sheet Metal, Inc' current, published installation instructions and details. Flashing, penetrations, valley construction and other details shall be constructed in compliance with the minimum requirements provided in Roofing Application Standards RAS 133. Panels shall be attached as follows.



“D.C.S.M. 5V-Crimp Steel Panels” shall be installed with a minimum #9-1½” HWH corrosion resistant fasteners with neoprene sealing washers of sufficient length to penetrate a minimum of 5/16” through the sheathing. Fasteners shall be placed in accordance with fastener detail herein as follows:

1. Panel side ribs shall be fastened with one fastener along side of the panel inside ribs through the high point of the V. Center panel rib shall be fastened with one fastener through the high point of the V.
2. All fasteners at center rib, and overlap rib shall be spaced at a maximum distance listed below in Table A parallel to the roof slope. See Profile Drawings herein.

TABLE A MAXIMUM DESIGN PRESSURES		
	Field	Perimeter and Corner¹
Maximum Design Pressure	-67.25 psf	-86 psf
Maximum Fastener Spacing	16” o.c.	12” o.c.
1. Extrapolation shall not be allowed		



LIMITATIONS

1. Fire classification is not part of this acceptance; refer to a current Approved Roofing Materials Directory for fire ratings of this product.
2. The maximum designed pressure listed herein shall be applicable to all roof pressure zones (i.e., field, perimeters, and corners). Neither rational analysis, nor extrapolation shall be permitted for enhanced fastening at enhanced pressure zones (i.e., perimeters, extended corners and corners).
3. Panels may be rolls formed in continuous lengths from eave to ridge. Maximum lengths shall be as described in Roofing Application Standard RAS 133
4. All panels shall be permanently labeled with the manufacturer's name and/or logo, and the following statement: "Miami-Dade County Product Control Approved" or with the Miami-Dade County Product Control Seal as seen below. All clips shall be permanently labeled with the manufacturer's name and/or logo, and/or model.

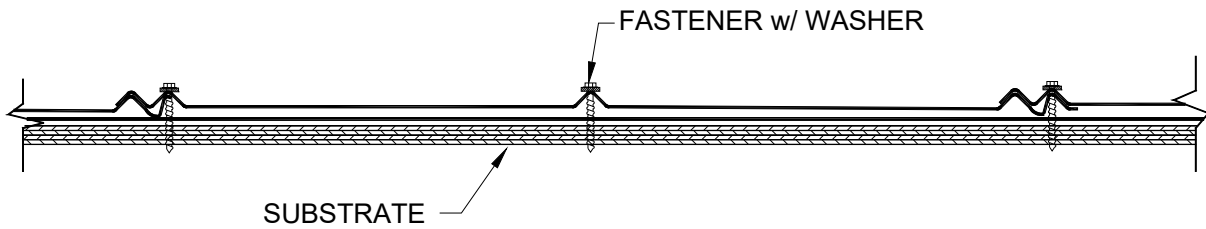
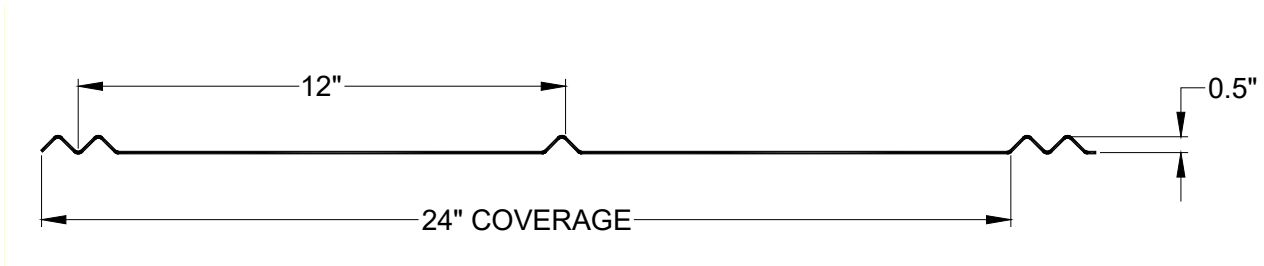


5. All products listed herein shall have a quality assurance audit in accordance with the Florida Building Code and Rule 61G20-3 of the Florida Administrative Code.

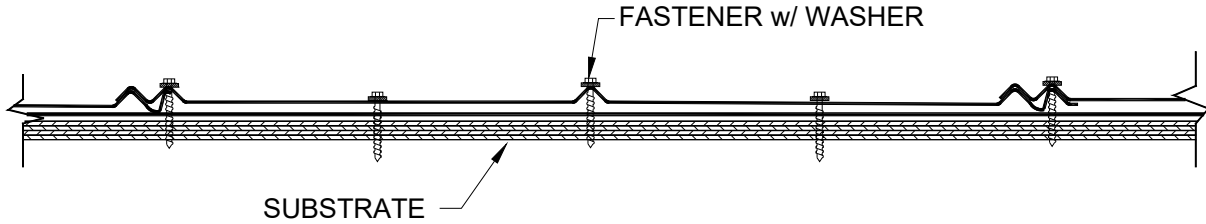


DETAIL DRAWINGS

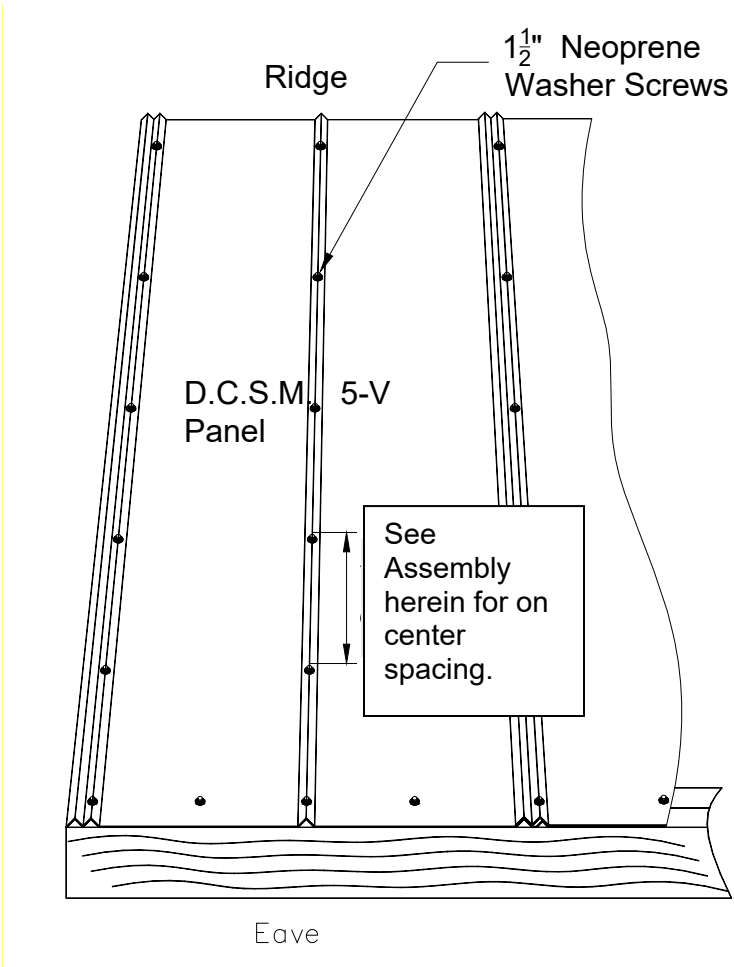
D.C.S.M. 5V CRIMP METAL ROOF PANEL



FASTENING PATTERN AT FIELD, EAVE & RIDGE OF PANEL



D.C.S.M. 5V CRIMP METAL ROOF PANEL



END OF THIS ACCEPTANCE



NOA No.: 24-0321.09
Expiration Date: 05/08/29
Approval Date: 05/16/24
Page 7 of 7