



DEPARTMENT OF REGULATORY AND ECONOMIC RESOURCES (RER)
BOARD AND CODE ADMINISTRATION DIVISION

NOTICE OF ACCEPTANCE (NOA)

MIAMI-DADE COUNTY
PRODUCT CONTROL SECTION
11805 SW 26 Street, Room 208
Miami, Florida 33175-2474
T (786) 315-2590 F (786) 315-2599
www.miamidade.gov/economy

Ply Gem Resid. Solut., div. of Cornerstone Bldg. Brands, Inc.
2415 Campbell Road
Sidney, OH 45365

SCOPE:

This NOA is being issued under the applicable rules and regulations governing the use of construction materials. The documentation submitted has been reviewed and accepted by Miami-Dade County RER-Product Control Section to be used in Miami Dade County and other areas where allowed by the Authority Having Jurisdiction (AHJ).

This NOA shall not be valid after the expiration date stated below. The Miami-Dade County Product Control Section (In Miami Dade County) and/or the AHJ (in areas other than Miami Dade County) reserve the right to have this product or material tested for quality assurance purposes. If this product or material fails to perform in the accepted manner, the manufacturer will incur the expense of such testing and the AHJ may immediately revoke, modify, or suspend the use of such product or material within their jurisdiction. RER reserves the right to revoke this acceptance if it is determined by Miami-Dade County Product Control Section that this product or material fails to meet the requirements of the applicable building code.

This product is approved as described herein and has been designed to comply with the Florida Building Code, including the High Velocity Hurricane Zone.

DESCRIPTION: Variform Vinyl Siding and Vented Soffit

APPROVAL DOCUMENT: Drawing No. **PGRS001**, titled "Variform Vinyl Siding and Soffit", sheets 1 and 3 of 3, dated 03/27/2024, prepared by Building Drops, Inc., signed and sealed by Hermes F. Norero, P.E., bearing the Miami-Dade County Product Control revision stamp with the Notice of Acceptance number and expiration date by the Miami-Dade County Product Control Section.

MISSILE IMPACT RATING: Large and Small Missile Impact Resistant

LABELING: Each piece shall bear a permanent label marked at not more than 4' o.c. with the manufacturer's name or logo, Jasper, TN or Martinsburg, WV or Paris, ON, Canada, and following statement: "Miami-Dade County Product Control Approved" and per FBC 1709.10 on Soffits.

RENEWAL of this NOA shall be considered after a renewal application has been filed and there has been no change in the applicable building code negatively affecting the performance of this product.

TERMINATION of this NOA will occur after the expiration date or if there has been a revision or change in the materials, use, and/or manufacture of the product or process. Misuse of this NOA as an endorsement of any product, for sales, advertising or any other purposes shall automatically terminate this NOA. Failure to comply with any section of this NOA shall be cause for termination and removal of NOA.

ADVERTISEMENT: The NOA number preceded by the words Miami-Dade County, Florida, and followed by the expiration date may be displayed in advertising literature. If any portion of the NOA is displayed, then it shall be done in its entirety.

INSPECTION: A copy of this entire NOA shall be provided to the user by the manufacturer or its distributors and shall be available for inspection at the job site at the request of the Building Official.

This NOA **revises NOA # 22-0908.03** and consists of this page 1 and evidence pages E-1, E-2, E-3, E-4 and E-5, as well as approval document mentioned above.

The submitted documentation was reviewed by **Carlos M. Utrera, P.E.**



10/10/24

NOA No. 24-0725.05
Expiration Date: October 31, 2027
Approval Date: September 26, 2024
Page 1

NOTICE OF ACCEPTANCE: EVIDENCE SUBMITTED

1. Evidence submitted under previous NOA's

A. DRAWINGS “Evidence submitted under NOA #12-0829.11”

1. Drawing No. **12-0829.11**, titled “Installation Design Drawing for Vinyl Siding/Soffit”, sheets 1 and 2 of 2, dated 01/31/2013, prepared by the manufacturer, signed and sealed by Allen N. Reeves, P.E.

B. TESTS “Submitted under NOA # 03-1017.01”

	Laboratory Report	Test	Date	Signature
1.	01-44749.02	TAS 202 & 203	03/10/04	J. A. Reed, P.E.
2.	01-44739.02	TAS 202 & 203	03/10/04	J. A. Reed, P.E.
3.	01-44750.02	TAS 202 & 203	03/10/04	J. A. Reed, P.E.
4.	50437.01-106-18	ASTM G155	12/06/04	J. A. Reed, P.E.
5.	50437.01-106-18	ASTM D638	12/06/04	J. A. Reed, P.E.

C. CALCULATIONS

1. None.

D. QUALITY ASSURANCE

1. Miami-Dade Department of Regulatory and Economic Resources (RER).

E. MATERIAL CERTIFICATIONS

1. None.

F. STATEMENTS “Evidence submitted under NOA #12-0829.11”

1. Statement letter of code conformance to 2010 FBC issued by H.R. Engineering, Inc., dated 02/06/2013, signed and sealed by Allen N. Reeves, P.E.

“Submitted under NOA # 08-0429.11”

2. Statement letter of no financial interest issued by H.R. Engineering, Inc., dated 05/19/2008, signed and sealed by Allen N. Reeves, P.E.



Carlos M. Utrera, P.E.
Product Control Examiner
NOA No. 24-0725.05
Expiration Date: October 31, 2027
Approval Date: September 26, 2024

NOTICE OF ACCEPTANCE: EVIDENCE SUBMITTED

2. Evidence submitted under NOA # 17-0626.02

A. DRAWINGS

1. Drawing No. **12-0829.11**, titled "Installation Design Drawing for Vinyl Siding/Soffit", sheets 1 and 2 of 2, dated 01/31/2013, prepared by the manufacturer, signed and sealed by Allen N. Reeves, P.E. on 10/27/2017.

B. TESTS

1. Test reports on 1) Uniform Static Air Pressure Test, Loading per FBC TAS 202-94
2) Cyclic Wind Pressure Loading per FBC, TAS 203-94
along with marked-up drawings and installation diagram of Variform Contractors Choice D5 Vinyl Siding, prepared by Intertek/ATI, Test Report No. **H5091.01-109-18**, dated 11/29/2017, signed and sealed by Joseph A. Reed, P.E.
2. Test reports on 1) Uniform Static Air Pressure Test, Loading per FBC TAS 202-94
2) Cyclic Wind Pressure Loading per FBC, TAS 203-94
along with marked-up drawings and installation diagram of Variform Model 145 Standard Double 5 Vinyl Soffit, prepared by Intertek/ATI, Test Report No. **H5171.01-109-18**, dated 10/31/2017, signed and sealed by Joseph A. Reed, P.E.

C. CALCULATIONS

1. None.

D. QUALITY ASSURANCE

1. Miami-Dade Department of Regulatory and Economic Resources (RER)

E. MATERIAL CERTIFICATIONS

1. None.

F. STATEMENTS

1. Statement letter of code conformance to the 5th edition (2014) and 6th edition (2017) FBC issued by H.R. Engineering, Inc., dated 11/01/2017, signed and sealed by Allen N. Reeves, P.E.
2. Testing (TAS 100(A)) contract letter issued by Intertek/ATI, dated 11/02/2017, signed by Vicki L. McElwain.



Carlos M. Utrera, P.E.
Product Control Examiner
NOA No. 24-0725.05
Expiration Date: October 31, 2027
Approval Date: September 26, 2024

NOTICE OF ACCEPTANCE: EVIDENCE SUBMITTED

3. Evidence submitted under NOA # 18-0808.01

A. DRAWINGS

1. None.

B. TESTS

1. Test report on Wind Driven Rain Resistance Test per FBC TAS 100(A)-95 of the Triple 3-1/3" perforated soffit, prepared by Intertek/ATI, Test Report No. **G8989.01-109-18**, dated 02/14/2018, signed and sealed by Joseph A. Reed, P.E.

C. CALCULATIONS

1. None.

D. QUALITY ASSURANCE

1. Miami-Dade Department of Regulatory and Economic Resources (RER).

E. MATERIAL CERTIFICATIONS

1. None.

F. STATEMENTS

1. Statement letter of code conformance to the 6th edition (2017) FBC and of no financial interest issued by H.R. Engineering, Inc., dated 06/25/2018, signed and sealed by Allen N. Reeves, P.E.



Carlos M. Utrera, P.E.
Product Control Examiner
NOA No. 24-0725.05
Expiration Date: October 31, 2027
Approval Date: September 26, 2022

NOTICE OF ACCEPTANCE: EVIDENCE SUBMITTED

4. Evidence submitted under NOA # 21-1025.02

A. DRAWINGS

1. Drawing No. **12-0829.11**, titled "Installation Design Drawing for Vinyl Siding/Soffit", sheets 1 and 2 of 2, dated 01/31/2013, prepared by the manufacturer, signed and sealed by Allen N. Reeves, P.E. on 12/08/2021.

B. TESTS

1. None.

C. CALCULATIONS

1. None.

D. QUALITY ASSURANCE

1. Miami-Dade Department of Regulatory and Economic Resources (RER).

E. MATERIAL CERTIFICATIONS

1. None.

F. STATEMENTS

1. Statement letter of code conformance to the 7th edition (2020) of the FBC and of no financial interest, issued by H.R. Engineering, Inc., dated 09/20/2021, signed and sealed by Allen N. Reeves, P.E.
2. Certificate of Merger between Ply Gem Parent, LLC and NCI Building Systems, Inc. under the name of NCI Building Systems, Inc., issued by the State of Delaware, dated 11/16/2018.
3. Press release officially announcing that the merging between NCI Building Systems, Inc. and Ply Gem Building Products will operate as Cornerstone Building Brands, dated 04/11/2019.
4. Taxpayer Identification Number and Certification request form W-9 requested by Cornerstone Building Brands, Inc. dated 02/01/2021.



Carlos M. Utrera, P.E.
Product Control Examiner
NOA No. 24-0725.05

Expiration Date: October 31, 2027
Approval Date: September 26, 2024

NOTICE OF ACCEPTANCE: EVIDENCE SUBMITTED

5. Evidence submitted under NOA # 22-0908.03 and new

A. DRAWINGS

1. Drawing No. **PGRS001**, titled “Variform Vinyl Siding and Soffit”, sheets 1 and 3 of 3, dated 03/27/2024, prepared by Building Drops, Inc., signed and sealed by Hermes F. Norero, P.E.

B. TESTS

1. None.

C. CALCULATIONS “Submitted under NOA # 22-0908.03”

1. Anchor calculations prepared by Building Drops, Inc., dated 10/10/2022, signed and sealed by Hermes F. Norero, P.E.

D. QUALITY ASSURANCE

1. Miami-Dade Department of Regulatory and Economic Resources (RER).

E. MATERIAL CERTIFICATIONS

1. None.

F. STATEMENTS

1. Statement letter of code conformance to the 8th edition (2023) of the FBC and of no financial interest, issued by Building Drops, Inc., dated 02/26/2024, signed and sealed by Hermes F. Norero, P.E.
2. Distributor Agreement dated 10/07/2024.

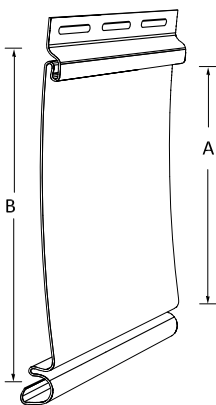
“Submitted under NOA # 22-0908.03”
3. Statement letter of code conformance to the 7th edition (2020) of the FBC and of no financial interest, issued by Building Drops, Inc., dated 10/25/2022, signed and sealed by Hermes F. Norero, P.E.



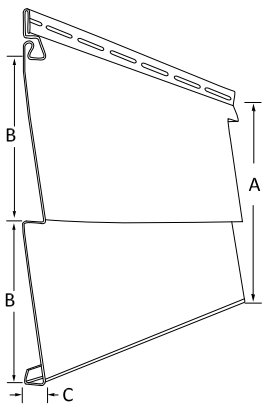
Carlos M. Utrera, P.E.
Product Control Examiner
NOA No. 24-0725.05
Expiration Date: October 31, 2027
Approval Date: September 26, 2024

PLY GEM RESIDENTIAL SOLUTIONS DIVISION OF CORNERSTONE BUILDING BRANDS, INC.

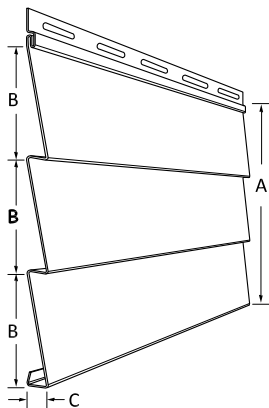
VARIFORM INC. VINYL SIDING AND VENTED SOFFIT



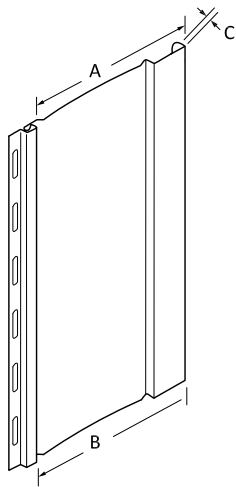
SINGLE B



DOUBLE B



TRIPLE B



VERTICAL


SIDING DESIGN PRESSURE TABLE:

APPROVED MODELS	CONFIGURATION	EXPOSURE "A" (IN)	B (IN)	C (IN)	NAIL SPACING	THICKNESS ~.001	DESIGN PRESSURE (PSF)
American Tradition	Double 4"	8	4	1/2	8"h x 8"v	0.046"	-46.6
Ashton Heights	Double 4"	8	4	1/2	8"h x 8"v	0.042"	-46.6
Camden Pointe	Double 4"	8	4	1/2	8"h x 8"v	0.044"	-46.6
Nottingham	Double 4"	8	4	1/2	8"h x 8"v	0.044"	-46.6
Contractor's Choice	Double 4"	8	4	1/2	8"h x 8"v	0.040"	-46.6
Vortex Extreme	D 4" double hem	8	4	3/4	8"h x 8"v	0.046"	-46.6
Camden Pointe	Double 4" DL	8	4	1/2	8"h x 8"v	0.044"	-46.6
American Tradition	Double 4 1/2" DL	9	4.5	1/2	8"h x 9"v	0.046"	-40.0
Ashton Heights	Double 4 1/2" DL	9	4.5	1/2	8"h x 9"v	0.042"	-40.0
Contractor's Choice	Double 4 1/2" DL	9	4.5	1/2	8"h x 9"v	0.040"	-40.0
Nottingham	Double 4 1/2" DL	9	4.5	1/2	8"h x 9"v	0.044"	-40.0
Vortex Extreme	D4.5"DL double hem	9	4.5	3/4	8"h x 9"v	0.046"	-40.0
D5 Vertical	Double 5"	10	5	1/2	8"h x 10"v	0.046"	-40.0
Camden Pointe	Double 5"	10	5	1/2	8"h x 10"v	0.044"	-40.0
Contractor's Choice	Double 5"	10	5	1/2	8"h x 10"v	0.040"	-40.0
Vortex Extreme	D 5" double hem	10	5	3/4	8"h x 10"v	0.046"	-40.0
American Tradition	Double 5" DL	10	5	5/8	8"h x 10"v	0.046"	-40.0
Ashton Heights	Double 5" DL	10	5	5/8	8"h x 10"v	0.042"	-40.0
Camden Pointe	Double 5" DL	10	5	5/8	8"h x 10"v	0.044"	-40.0
Contractor's Choice	Triple 3"	9	3	1/2	8"h x 9"v	0.040"	-40.0
7 inch Beaded	Single 7"	7	7	3/4	7"h x 7"v	0.040"	-60.0
Board & Batten	Single 7"	7	7	3/4	7"h x 7"v	0.048"	-46.6
American Herald	Double 4" DL	8	4	1/2	8"h x 8"v	0.042"	-46.6
American Herald	Double 5" DL	10	5	5/8	8"h x 10"v	0.042"	-40.0

NOTE:
1) A FACTOR OF SAFETY OF 1.5 HAS BEEN UTILIZED IN DETERMINING ALLOWABLE DESIGN PRESSURE.
2) THE PRESSURE EQUALIZATION FACTOR HAS BEEN USED IN THE DETERMINATION OF ALLOWABLE DESIGN PRESSURE IN ACCORDANCE WITH ASTM D 3679-17, APPENDIX A.

GENERAL NOTES

- THE PRODUCT SHOWN HEREIN IS DESIGNED AND MANUFACTURED TO COMPLY WITH THE 8TH ED FLORIDA BUILDING CODE (FBC), INCLUDING HVHZ AND HAS BEEN EVALUATED ACCORDING TO THE FOLLOWING:
 - ASTM D 3679-17
 - TAS 202-94
 - TAS 203-94
 - TAS 100(A)-95
 - ASTM G155
 - ASTM D638
- ADEQUACY OF THE EXISTING STRUCTURAL CONCRETE/MASONRY AND 2X FRAMING AS A MAIN WIND FORCE RESISTING SYSTEM CAPABLE OF WITHSTANDING AND TRANSFERRING APPLIED PRODUCT LOADS TO THE FOUNDATION IS THE RESPONSIBILITY OF THE ENGINEER OR ARCHITECT OF RECORD FOR THE PROJECT OF INSTALLATION.
- VINYL SIDING/SOFFIT MEETS THE REQUIREMENTS OF CHAPTER 14 OF THE FLORIDA BUILDING CODE.
- VINYL SIDING/SOFFIT SPECIFICATIONS:
 - SIDING MATERIAL: PVC (PER ASTM D 3679)
 - MINIMUM WALL THICKNESS: 0.040"
 - REFER TO DESIGN PRESSURE TABLE, SHEET 1 FOR ALLOWABLE SIDING DESIGN PRESSURES.
 - REFER TO DESIGN PRESSURE TABLE, SHEET 3 FOR ALLOWABLE SOFFIT DESIGN PRESSURES.
- VARIFORM, INC. VINYL SIDING & VENTED SOFFIT ARE MFG. FROM A FORMULATED PVC COMPOUND MEETING OR EXCEEDING THE REQUIREMENTS OF ASTM D 3679 STD. FOR PVC SIDING AND COMPOUNDS.
- WALLS AND SOFFIT TO RECEIVE VINYL SIDING / SOFFIT SHALL BE CHECKED FOR STRUCTURAL ADEQUACY, CRACKS AND DEFECTS THAT SHALL BE ELIMINATED.
- INSTALLATION OF THE SIDING / SOFFIT AND ACCESSORY PRODUCTS SHALL BE DONE IN ACCORDANCE WITH THE MANUFACTURER'S INSTRUCTIONS AND THE APPLICABLE SECTIONS OF THE FBC.
- WALLS SHALL BE WATERPROOFED WITH ASPHALT SATURATED FELT OF NOT LESS THAN 15 LB / 100 SQ. FT AS DESCRIBED IN SECTION 1404.2 OF THE FBC.

PRODUCT REVISED
as complying with the Florida
Building Code
NOA-No. 24-0725.05
Expiration Date 10/31/2027
By 
Miami-Dade Product Control



PLY GEM RESID. SOLUT., DIV.OF
CORNERSTONE BLDG. BRANDS, INC.
2405 CAMPBELL ROAD
SIDNEY, OH 45365

70 CURTIS AVE N
PARIS, ON N3L 3T2, CANADA

TITLE:
VARIFORM
VINYL SIDING AND VENTED SOFFIT

SIDING DESIGN PRESSURE TABLE & ISOMETRIC
VIEWS

PREPARED BY:
BUILDING DROPS, INC.
1900 NE MIAMI CT, SUITE 2-15
MIAMI, FL 33132
PH: (954) 399-8478
FAX: (954) 744-4738
WED: www.buildingdrops.com


BUILDING DROPS

REMARKS	BY	DATE

THE INSTALLATION DETAILS DESCRIBED HEREIN ARE GENERIC AND MAY NOT REFLECT ACTUAL CONDITIONS FOR A SPECIFIC SITE. IF SITE CONDITIONS CAUSE INSTALLATION TO DEVIATE FROM THE REQUIREMENTS DETAILED HEREIN, A LICENSED ENGINEER OR ARCHITECT SHALL PREPARE SITE SPECIFIC DOCUMENTS FOR USE WITH THIS DOCUMENT.



HERMES F. NORERO, P.E.
1900 NE MIAMI CT, SUITE 2-15
MIAMI, FL 33132
FBPE CERT. OF AUTHORIZATION No. 29578

DATE: 03.27.24

DWG. BY: RN CHK. BY: HFN

SCALE: NTS

DWG. #: PGRS001

SHEET: 1 OF 3

TITLE: VARIFORM VINYL SIDING AND VENTED SOFFIT

INSTALLATION NOTES

PREPARED BY:

BUILDING DROPS, INC.
1900 NE MIAMI CT, SUITE 2-15
MIAMI, FL 33132
PH: (954) 399-8478
FAX: (954) 744-4738
WEB: www.buildingdrops.com

BD
BUILDING DROPS

REMARKS	BY	DATE

THE INSTALLATION DETAILS DESCRIBED HEREIN ARE GENERIC AND MAY NOT REFLECT ACTUAL CONDITIONS FOR A SPECIFIC SITE. IF SITE CONDITIONS CAUSE INSTALLATION TO DEVIATE FROM THE REQUIREMENTS DETAILED HEREIN, A LICENSED ENGINEER OR ARCHITECT SHALL PREPARE SITE SPECIFIC DOCUMENTS FOR USE WITH THIS DOCUMENT.



DATE: 03.27.24

DWG. BY: RN	CHK. BY: HFN
----------------	-----------------

SCALE: NTS

DWG. #: PGRS001

SHEET:

2

OF 3

5/8" MIN. SHEATHING BY
OTHERS, SEE GENERAL
NOTE 2, SHEET 1

7/8" MIN.
EMBEDMENT

WATER RESISTANT BARRIER
PER CURRENT FBC

EXTERIOR

INTERIOR

GALVANIZED ROOFING NAIL
1/8" SHANK DIA., 3/8" HEAD
DIA. X 1-1/2" LONG. FOR
SPACING, SEE TABLE. FOR
SPACINGS AT 8", 1/2 OF NAILS
MUST PENETRATE STUDS

SIDING
SEE SHEETS 1

SIDING INSTALLATION DETAIL

5/8" SHEATHING OVER 2X WOOD FRAMING

2X FRAMING AT 16" O.C. MAX
BY OTHERS

INSTALLATION NOTES:

- ONE (1) INSTALLATION FASTENER IS REQUIRED AT EACH ANCHOR LOCATION SHOWN.
- INSTALLATION FASTENERS ARE 1 1/2" LONG WITH 1/8" DIAMETER SHANKS AND 3/8" DIAMETER HEADS GALVANIZED STEEL ROOFING NAILS.
- INSTALLATION FASTENERS SHALL BE LISTED AND SPACED AS SHOWN ON DETAILS. FASTNERS EMBEDMENT TO BASE MATERIAL SHALL BE BYOND WALL DRESSING.
- INSTALLATION FASTENERS AND ASSOCIATED HARDWARE MUST BE MADE OF CORROSION RESISTANT MATERIAL OR HAVE A CORROSION RESISTANT COATING.
- INSTALLATION FASTENERS SHALL BE INSTALLED IN ACCORDANCE WITH ANCHOR MANUFACTURER'S INSTALLATION INSTRUCTIONS, AND FASTENERS SHALL NOT BE USED IN SUBSTRATES WITH STRENGTHS LESS THAN THE MINIMUM STRENGTH SPECIFIED BY THE ANCHOR MANUFACTURER.
- INSTALLATION ANCHOR CAPACITIES FOR PRODUCTS HEREIN ARE BASED ON SUBSTRATE MATERIALS WITH THE FOLLOWING PROPERTIES:
 - WOOD - MINIMUM SPECIFIC GRAVITY OF 0.55.

FURRING INSTALLATION NOTES:

- 2 X 3 WOOD FURRING STRIPS NO. 2 MIXED SOUTHERN PINE OR BETTER. PLACE VERTICALLY. SPACING TO MATCH HORIZONTAL SPACING IN TABLE.
- INSTALL FURRING STRIPS INTO MASONRY WALL USING 3/16" ITW TAPCONS WITH MINIMUM 1-1/4" EMBEDMENT.
- TAPCON SPACING 6" MAX VERTICALLY WHEN FURRING IS AT 7" OR 8".

GALVANIZED ROOFING NAIL
1/8" SHANK DIA., 3/8" HEAD
DIA. X 1-1/2" LONG. FOR
SPACING, SEE TABLE.

2X3 FURRING STRIP
SEE FURRING INSTALL NOTES

SIDING
SEE SHEETS 1

FURRING STRIP ANCHOR
3/16" ITW TAPCON
SEE FURRING INSTALL NOTES,
SHEET 2

EXTERIOR

INTERIOR

MASONRY/CONCRETE BY
OTHERS
SEE GENERAL NOTE 2,
SHEET 1

1 1/4" MIN.
EMBEDMENT

FURRING
SPACING
SEE
NOTE 3
SHEET 2

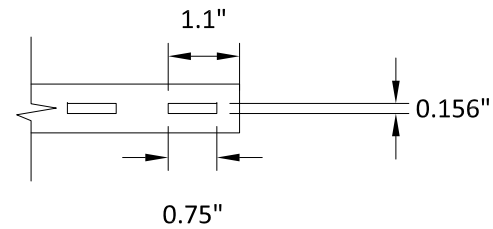
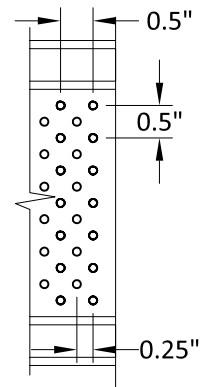
PRODUCT REVISED
as complying with the Florida
Building Code
NOA-No. 24-0725.05

Expiration Date 10/31/2027

By 
Miami-Dade Product Control

SIDING INSTALLATION DETAIL

2X FURRING STRIP OVER MASONRY/CONCRETE WALL



B
3

HORIZONTAL PLAN

VENT HOLD PATTERN
VINYL

C
3

HORIZONTAL PLAN

HIDDEN VENT - 134
VINYL

SOFFIT DESIGN PRESSURE TABLE:

APPROVED MODELS	PANEL CONFIGURATION	EXPOSURE (IN)	TYPICAL THICKNESS	DESIGN PRESSURE (PSF)	NET FREE AREA (IN/FT ²)
				Nails	
				12" O.C.	
230	Triple 4"	12.00	0.038	±33.3	0.000
231	Triple 4"	12.00	0.038	±33.3	1.960
232	Triple 4"	12.00	0.038	±33.3	5.867
140	Premium Double 5"	10.00	0.044	±40.0	0.000
141	Premium Double 5"	10.00	0.044	±40.0	6.200
144	Standard Double 5"	10.00	0.040	±40.0	0.000
145	Standard Double 5"	10.00	0.040	±40.0	6.200
157	Beaded 7"	7.00	0.040	±40.0	0.000
158	Beaded 7"	7.00	0.040	±40.0	2.660
133	Trivent Triple 3-1/3"	10.00	0.044	±40.0	0.000
134	Trivent Triple 3-1/3"	10.00	0.044	±40.0	9.190

PRODUCT REVISED
as complying with the Florida
Building Code
NOA-No. 24-0725.05

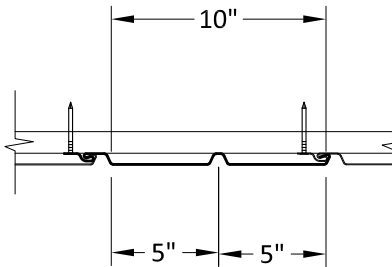
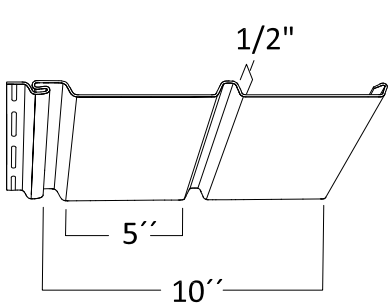
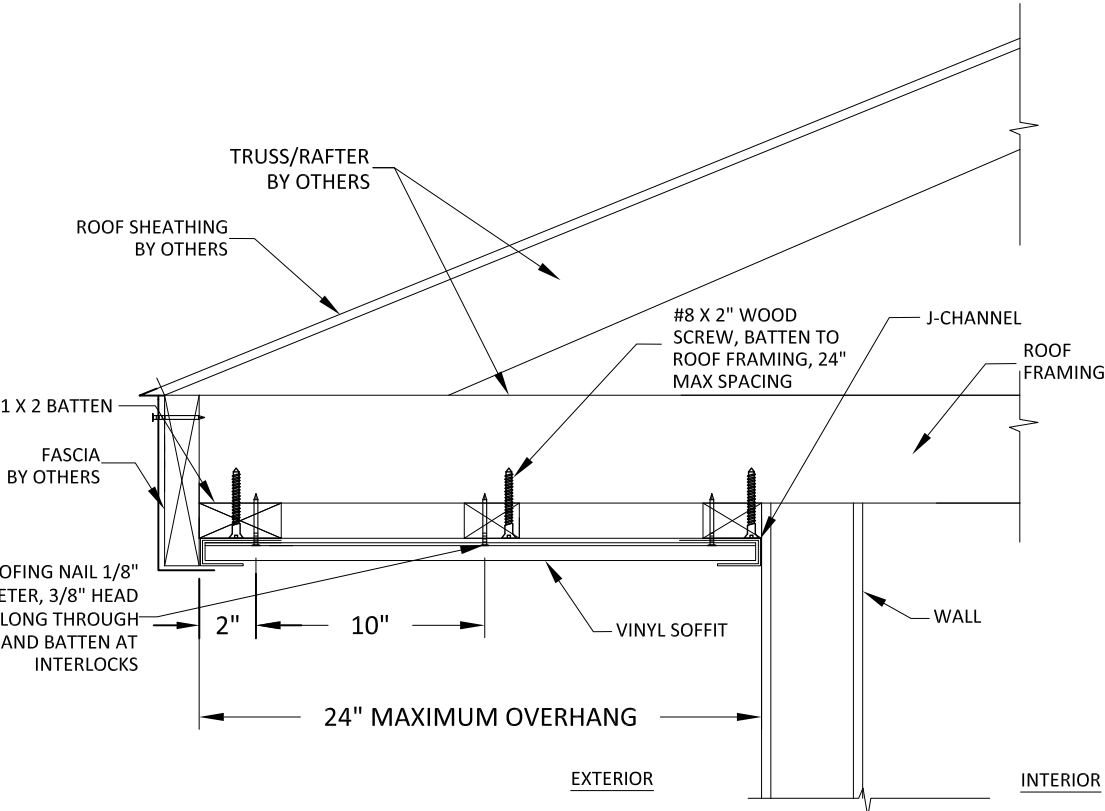
Expiration Date 10/31/2027

By 
Miami-Dade Product Control

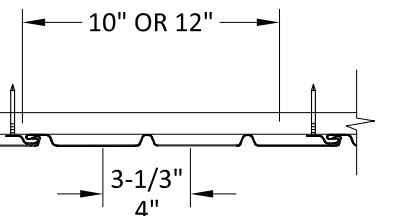
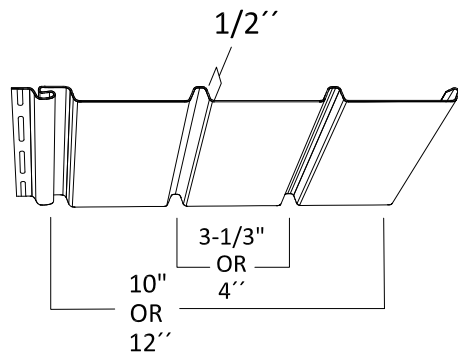
A
3

VERTICAL SECTION

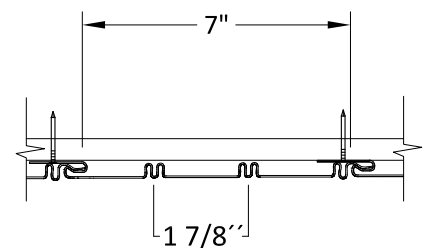
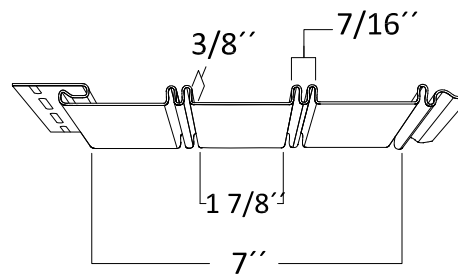
SOFFIT INSTALLATION DETAIL
1 X 2 BATTEN



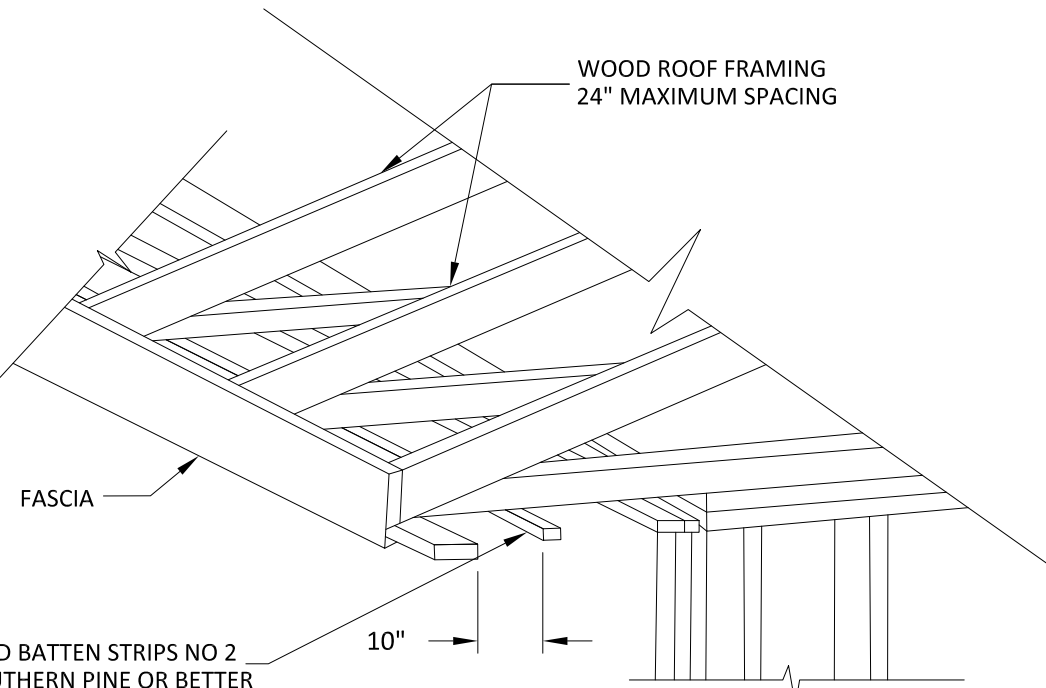
DOUBLE 5"



TRIPLE 4" &
TRIPLE 3-1/3"



BEADED 7"



D
3

ISOMETRIC VIEW

EAVE FRAMING



PLY GEM RESID. SOLUT., DIV.OF
CORNERSTONE BLDG. BRANDS, INC.
2405 CAMPBELL ROAD
SIDNEY, OH 45365
70 CURTIS AVE N
PARIS, ON N3L 3T2, CANADA

TITLE: VARIFORM
VINYL SIDING AND VENTED SOFFIT

SOFFIT DESIGN PRESSURE TABLE AND
INSTALLATION NOTES


PREPARED BY: BUILDING DROPS, INC.

1900 NE MIAMI CT, SUITE 2-15
MIAMI, FL 33132
PH: (954) 399-8478
FAX: (954) 744-4738
WEB: www.buildingdrops.com



REMARKS	BY	DATE

THE INSTALLATION DETAILS DESCRIBED HEREIN ARE GENERIC
AND MAY NOT REFLECT ACTUAL CONDITIONS FOR A SPECIFIC
SITE. IF SITE CONDITIONS CAUSE INSTALLATION TO DEVIATE
FROM THE REQUIREMENTS DETAILED HEREIN, A LICENSED
ENGINEER OR ARCHITECT SHALL PREPARE SITE SPECIFIC
DOCUMENTS FOR USE WITH THIS DOCUMENT.



DATE: 03.27.24

DWG. BY:
RN

CHK. BY:
HFN

SCALE: NTS

DWG. #: PGRS001

SHEET:

3

OF 3