



DEPARTMENT OF REGULATORY AND ECONOMIC RESOURCES (RER)
BOARD AND CODE ADMINISTRATION DIVISION
NOTICE OF ACCEPTANCE (NOA)

MIAMI-DADE COUNTY
PRODUCT CONTROL SECTION
11805 SW 26 Street, Room 208
Miami, Florida 33175-2474
T (786) 315-2590 F (786) 315-2599
www.miamidade.gov/building

Tremco CPG, Inc.
3735 Green Road
Beachwood, OH 44122

SCOPE: This NOA is being issued under the applicable rules and regulations governing the use of construction materials. The documentation submitted has been reviewed and accepted by Miami-Dade County RER-Product Control Section to be used in Miami Dade County and other areas where allowed by the Authority Having Jurisdiction (AHJ).

This NOA shall not be valid after the expiration date stated below. The Miami-Dade County Product Control Section (In Miami Dade County) and/or the AHJ (in areas other than Miami Dade County) reserve the right to have this product or material tested for quality assurance purposes. If this product or material fails to perform in the accepted manner, the manufacturer will incur the expense of such testing and the AHJ may immediately revoke, modify, or suspend the use of such product or material within their jurisdiction. RER reserves the right to revoke this acceptance if it is determined by Miami-Dade County Product Control Section that this product or material fails to meet the requirements of the applicable building code.

This product is approved as described herein and has been designed to comply with the Florida Building Code, including the High Velocity Hurricane Zone.

DESCRIPTION: Dryvit Outsulation Plus MD with Standard Plus EIF System over 1/2" Gypsum Sheathing

APPROVAL DOCUMENT: Drawing No. **OPLSM12STDPLUS**, titled "Outsulation Plus MD System with Std. Plus over 1/2" Gypsum Sheathing", sheets 1 and 2 of 2, dated 02/25/2001, with last revision dated 05/31/2024, prepared by manufacturer, signed and sealed by Scott Wolters, P.E., bearing the Miami-Dade County Product Control revision stamp with the Notice of Acceptance number and expiration date by the Miami-Dade County Product Control Section.

MISSILE IMPACT RATING: Large and Small Missile Impact Resistant

LABELING: A permanent label with the manufacturer's name or logo, manufacturing plant's city, state, model/ series, and the statement reading: "Miami-Dade County Product Control Approved", is to be located on each unit.

RENEWAL of this NOA shall be considered after a renewal application has been filed and there has been no change in the applicable building code negatively affecting the performance of this product.

TERMINATION of this NOA will occur after the expiration date or if there has been a revision or change in the materials, use, and/or manufacture of the product or process. Misuse of this NOA as an endorsement of any product, for sales, advertising or any other purposes shall automatically terminate this NOA. Failure to comply with any section of this NOA shall be cause for termination and removal of NOA.

ADVERTISEMENT: The NOA number preceded by the words Miami-Dade County, Florida, and followed by the expiration date may be displayed in advertising literature. If any portion of the NOA is displayed, then it shall be done in its entirety.

INSPECTION: A copy of this entire NOA shall be provided to the user by the manufacturer or its distributors and shall be available for inspection at the job site at the request of the Building Official.

This NOA **revises NOA No. 23-1101.13** and consists of this page 1 and evidence pages E-1, E-2, E-3, E-4 and E-5, as well as approval document mentioned above.

The submitted documentation was reviewed by **Carlos M. Utrera, P.E.**



10/16/24

NOA No. 24-0912.11
Expiration Date: December 20, 2027
Approval Date: October 24, 2024
Page 1

NOTICE OF ACCEPTANCE: EVIDENCE SUBMITTED

1. EVIDENCE SUBMITTED UNDER PREVIOUS NOA's

A. DRAWINGS (*Submitted under NOA No. 21-0521.11*)

1. Drawing No. **OPLSM12STDPLUS**, titled "Outsulation Plus MD System with Std. Plus over 1/2" Sheathing", sheets 1 and 2 of 2, dated 02/25/01, with revision 2 dated 08/02/2016, prepared by manufacturer, signed and sealed by Scott Wolters, P.E.

B. TESTS

1. Test reports on: 1) Uniform Static Air Pressure Test, Loading per FBC, TAS 202-94
2) Large Missile Impact Test, per FBC, TAS 201-94
3) Cyclic Wind Pressure Loading per FBC, TAS 203-94
along with marked-up drawings and installation diagram of Dryvit Outsulation Plus System with Standard Plus over 5/8" Sheathing, prepared by Hurricane Test Laboratory, LLC, Test Report No. **G141-0405-09**, dated 06/29/2009, signed and sealed by Vinu J. Abraham, P.E. (*Submitted under NOA No. 09-0824.11*)
2. Test reports on: 1) Uniform Static Air Pressure Test, Loading per FBC, TAS 202-94
2) Large Missile Impact Test, per FBC, TAS 201-94
3) Cyclic Wind Pressure Loading per FBC, TAS 203-94
along with marked-up drawings and installation diagram of Dryvit Outsulation Plus with Standard Plus over 5/8" Sheathing, prepared by Hurricane Test Laboratory, LLC, Test Report No. **G537-0302-09**, dated 06/24/2009, signed and sealed by Vinu J. Abraham, P.E. (*Submitted under NOA No. 09-0824.11*)
3. Test reports on: 1) Air Infiltration Test, per FBC, TAS 202-94
2) Uniform Static Air Pressure Test, Loading per FBC, TAS 202-94
3) Water Resistance Test, per FBC, TAS 202-94
4) Large Missile Impact Test, per FBC, TAS 201-94
5) Cyclic Wind Pressure Loading per FBC, TAS 203-94
along with marked-up drawings and installation diagram of Dryvit Outsulation Plus System, prepared by Twin City Testing Corporation, Test Report No. **TCTCW101002**, Test Units 1, 2, 3 & 4, dated 03/03/2001, signed and sealed by D. J. Swanson, P.E. (*Submitted under NOA No. 06-1004.06*)
4. Test report on Tensile Bond per ASTM C297 of Dryvit Genesis (G) and Primus (P) Mixture to Exterior Gypsum, Test Report No. **520644**, dated 07/06/2000, signed and sealed by W. A. Jackson, P.E. (*Submitted under NOA No. 06-1004.06*)



Carlos M. Utrera, P.E.
Product Control Examiner
NOA No. 24-0912.11

Expiration Date: December 20, 2027
Approval Date: October 24, 2024

NOTICE OF ACCEPTANCE: EVIDENCE SUBMITTED

1. EVIDENCE SUBMITTED UNDER PREVIOUS NOA's (CONTINUED)

C. CALCULATIONS

1. Anchor verification calculations prepared by Wolters Engineering, complying with FBC 2007, dated 08/10/2009, signed and sealed by Scott Wolters, P.E.
(Submitted under NOA No. 09-0824.11)

D. QUALITY ASSURANCE

1. Miami-Dade Department of Regulatory and Economic Resources (RER).

E. MATERIAL CERTIFICATIONS

1. None.

F. STATEMENTS

1. Statement letter of code conformance to the **FBC 7th Edition (2020)** issued by Wolters Engineering, dated May 10, 2021, signed and sealed by Scott Wolters, P.E.
(Submitted under NOA No. 21-0521.11)

G. OTHERS

1. Notice of Acceptance No. **17-0807.17**, issued to Dryvit Systems, Inc. for their Dryvit Outsulation Plus MD with Standard Plus EIF System over 1/2" Gypsum Sheathing, approved on 11/09/17 and expiring on 12/20/2021.



Carlos M. Utrera, P.E.
Product Control Examiner
NOA No. 24-0912.11
Expiration Date: December 20, 2027
Approval Date: October 24, 2024

NOTICE OF ACCEPTANCE: EVIDENCE SUBMITTED

2. EVIDENCE SUBMITTED UNDER NOA # 22-0225.05

A. DRAWINGS

1. None.

B. TESTS

1. Test reports on: 1) Uniform Static Air Pressure Test, Loading per FBC, TAS 202-94
2) Large Missile Impact Test, per FBC, TAS 201-94
3) Cyclic Wind Pressure Loading per FBC, TAS 203-94
along with marked-up drawings and installation diagram of Dryvit Outsulation Plus MD with Standard Plus EIFS over 1/2" Sheathing, prepared by Intertek, Test Report No. **M5756.01-109-18**, dated 10/13/2021, signed and sealed by Vinu J. Abraham, P.E.

C. CALCULATIONS

1. None.

D. QUALITY ASSURANCE

1. Miami-Dade Department of Regulatory and Economic Resources (RER).

E. MATERIAL CERTIFICATIONS

1. None.

F. STATEMENTS

1. None.

G. OTHERS

1. Notice of Acceptance No. **21-0521.11**, issued to Dryvit Systems, Inc. for their Dryvit Outsulation Plus MD with Standard Plus EIF System over 1/2" Gypsum Sheathing, approved on 07/29/21 and expiring on 12/20/22.
2. One year approval, subjected to successful verification test, the final approval will be issued for 5 years



Carlos M. Utrera, P.E.
Product Control Examiner
NOA No. 24-0912.11
Expiration Date: December 20, 2027
Approval Date: October 24, 2024

NOTICE OF ACCEPTANCE: EVIDENCE SUBMITTED

3. EVIDENCE SUBMITTED UNDER NOA # 23-1101.13

A. DRAWINGS

1. Drawing No. **OPLSM12STDPLUS**, titled “Outsulation Plus MD System with Std. Plus over 1/2” Sheathing”, sheets 1 and 2 of 2, dated 02/25/2001, with revision dated 12/07/2022, prepared by manufacturer, signed and sealed by Scott Wolters, P.E. on 01/31/2023.

B. TESTS

1. None.

C. CALCULATIONS

1. None.

D. QUALITY ASSURANCE

1. Miami-Dade Department of Regulatory and Economic Resources (RER).

E. MATERIAL CERTIFICATIONS

1. Test Reports on Tensile Bond Adhesion Performance per ASTM C297 of the Backstop NTX, prepared by Twining Consulting Inc. dba Radco, Test Report No. **216063.R**, dated 06/02/2022, signed by Lester Arauz and Fernando Ardila.

F. STATEMENTS

1. Statement letter of code conformance to the 8th Edition (2023) FBC issued by Wolters Engineering, Inc, dated September 25, 2023, signed and sealed by Scott Wolters, P.E.
2. Statement letter issued by **Dryvit System Inc.**, stating that they have legally sold all its assets, including the necessary machinery, equipment and the know-how, to **Tremco CPG, Inc.**, so they no longer manufacture the products and giving up all rights and requesting that the NOAs be rescinded, dated 06/22/2022, signed by Jeff Grodecki.
3. Letter from **Tremco CPG, Inc.** stating that they manufacture the product described in this NOA at their facilities, with no change, dated June 22, 2022, signed by Mr. John Croyle, Technical Application Specialist.
4. Agreement and plan of Merger made on 03/01/2022 by **Tremco Acquisition, LLC** and **Dryvit Systems, Inc.**, signed by Tracy D. Crandall and Edward W. Moore respectively, filed with the State of Rhode Island on 02/24/2022, signed by Nellie M. Gorbea, Secretary of State.
5. Certificate of Conversion, issued by State of Delaware, changing the name of **Tremco Acquisition, LLC** to **Tremco CPG, Inc.**, dated 02/18/2022, signed by Jeffrey W. Bullock, Secretary of State.



Carlos M. Utrera, P.E.
Product Control Examiner
NOA No. 24-0912.11

Expiration Date: December 20, 2027
Approval Date: October 24, 2024

NOTICE OF ACCEPTANCE: EVIDENCE SUBMITTED

4. New evidence submitted

A. DRAWINGS

1. Drawing No. **OPLSM12STDPLUS**, titled “Outsulation Plus MD System with Std. Plus over 1/2” Sheathing”, sheets 1 and 2 of 2, dated 02/25/2001, with last revision dated 05/31/2024, prepared by manufacturer, signed and sealed by Scott Wolters, P.E.

B. TESTS

1. None.

C. CALCULATIONS

1. None.

D. QUALITY ASSURANCE

1. Miami-Dade Department of Regulatory and Economic Resources (RER).

E. MATERIAL CERTIFICATIONS

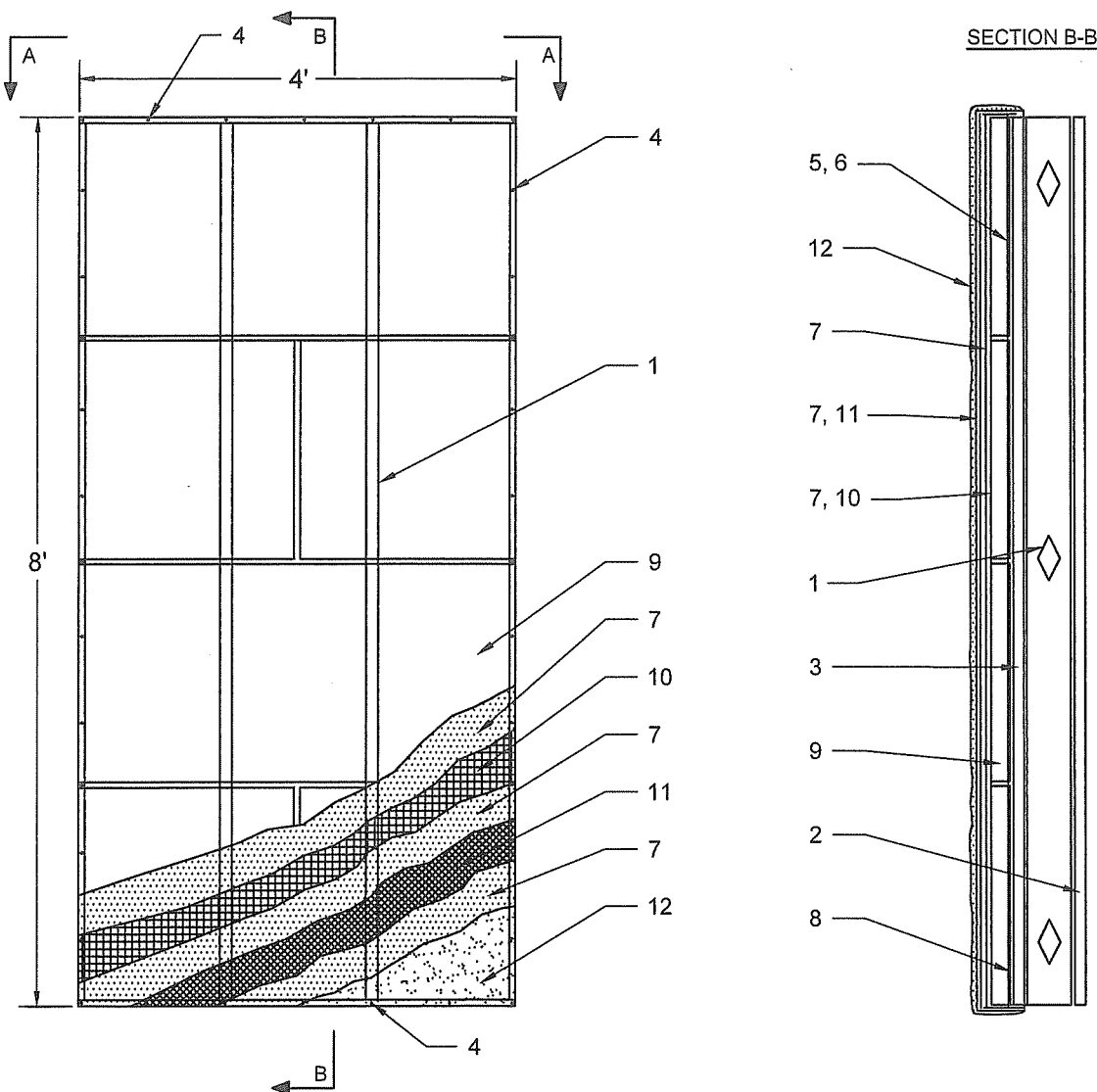
1. None.

F. STATEMENTS

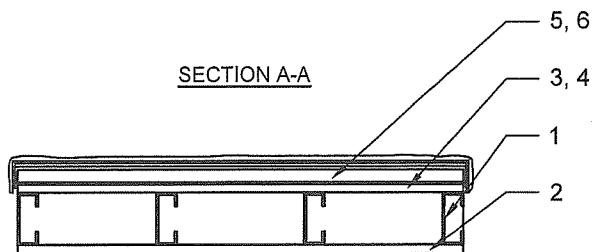
1. Statement letter of code conformance to the 8th edition (2023) of the FBC, issued by Wolters Engineering, Inc, dated 06/24/2024, signed and sealed by Scott Wolters, P.E.



Carlos M. Utrera, P.E.
Product Control Examiner
NOA No. 24-0912.11
Expiration Date: December 20, 2027
Approval Date: October 24, 2024




SECTION A-A



PRODUCT REVISED
as complying with the Florida
Building Code
NOA-No. 24-0912.11
Expiration Date 12/20/2027
By *R. H. H.*
Miami-Dade Product Control

SCOTT WOLTERS
FL PE# 62354

WOLTERS ENGINEERING
(COA# 27194)
15211 97TH ROAD N
WEST PALM BEACH, FL. 33412
PH: (561) 225-1982



MATERIAL LIST

1) MINIMUM 3 5/8" X 1 5/8" X 18 GAUGE STEEL STUDS AT 16" O.C. - SEE NOTES 4 AND 7

2) MINIMUM 1/2" GYPSUM SHEATHING

3) MINIMUM 1/2" ASTM C1177 GLASS MAT GYPSUM SHEATHING

OR

3A) MINIMUM 1/2" SECUROCK EXOAIR 430 SHEATHING

4) MEETING NO. 6 X 1 1/4" SELF TAPPING SCREWS SPACED 6" O.C.

5) IF USING 1/2" GLASS MAT GYPSUM SHEATHING: DRYVIT BACKSTOP® NT OR DRYVIT BACKSTOP® NTX.

5A) IF USING SECUROCK EXOAIR 430 SHEATHING, NO ADDITIONAL AIR BARRIER IS REQUIRED

6) DRYVIT STANDARD PLUS REINFORCING MESH: 6.0 OZ/SQ. YD FIBERGLASS REINFORCING MESH EMBEDDED IN THE DRYVIT BACKSTOP NT OVER THE SHEATHING. THE STANDARD PLUS REINFORCING MESH SHALL BE LAPPED A MINIMUM OF 2 1/2" AT ALL EDGES.

7) DRYVIT BASE COAT: GENESIS® MIXED 1:1 BY WEIGHT WITH PORTLAND CEMENT AND WATER. GENESIS IS A FIBER REINFORCED 100% ACRYLIC BASED PRODUCT.

8) ADHERE THE EXPANDED POLYSTYRENE INSULATION BOARD WITH DRYVIT'S PRIMUS MIXTURE OR GENESIS MIXTURE. PRIMUS® IS A 100 PERCENT POLYMER BASED PRODUCT AND GENESIS IS A FIBER REINFORCED 100 PERCENT ACRYLIC BASED PRODUCT. PRIMUS OR GENESIS ARE MIXED 1:1 BY WEIGHT WITH PORTLAND CEMENT AND WATER. THE ADHESIVE IS APPLIED WITH A 3/8" WIDE X 1/2" DEEP NOTCH TROWEL WITH NOTCHES SPACED A MAXIMUM OF 1 1/2" O.C. THE ADHESIVE SHALL BE APPLIED TO THE BACK OF THE INSULATION BOARD VERTICALLY.

9) MINIMUM 1" THICK INSULATION BOARD MEETING THE FBC SECTION 2612. INSULATION BOARD SUPPLIER SHALL POSSESS A CURRENT NOA WITH MIAMI-DADE COUNTY.

10) DRYVIT PANZER® 20 REINFORCING MESH: 20.5 OZ/SQ. YD FIBERGLASS REINFORCING MESH EMBEDDED IN DRYVIT BASE COAT. PANZER 20 MESH EDGES SHALL BE ABUTTED TIGHTLY. DO NOT OVERLAP.

11) DRYVIT STANDARD REINFORCING MESH: 4.3 OZ/SQ. YD FIBERGLASS REINFORCING MESH EMBEDDED IN THE DRYVIT BASE COAT. THE STANDARD REINFORCING MESH SHALL BE LAPPED A MINIMUM OF 2 1/2" AT ALL EDGES.

12) DRYVIT FINISH: A 100 PERCENT ACRYLIC BASED MATERIAL AVAILABLE IN VARIOUS TEXTURES.

GENERAL NOTES

1. THE SYSTEM HAS BEEN DESIGNED IN ACCORDANCE WITH THE LATEST EDITION OF THE FLORIDA BUILDING CODE INCLUDING THE LATEST SUPPLEMENTS.

2. THIS SYSTEM HAS BEEN TESTED IN ACCORDANCE WITH DADE COUNTY PROTOCOLS TAS-201, TAS-202, AND TAS-203 FOR LARGE MISSILE IMPACT, STRUCTURAL AND CYCLIC TESTING.

3. THIS SYSTEM SHALL BE APPLIED BY A LICENSED PLASTERING CONTRACTOR FOLLOWING THIS NOTICE OF ACCEPTANCE THE RECOMMENDATION OF DRYVIT SYSTEMS, INC. AND THE APPLICABLE SECTIONS OF THE FLORIDA BUILDING CODE.

4. THE ENGINEER AND/OR ARCHITECT OF RECORD FOR EACH PROJECT USING THIS SYSTEM SHALL SIZE ALL STUD FRAMING TO ENSURE CONFORMANCE WITH STUD DEFLECTION AND STRESS LIMITATIONS AS REQUIRED BY ALL GOVERNING CODES AND THIS DOCUMENT.

5. INSULATION BOARDS SHALL BE POSITIONED IN A RUNNING BOND PATTERN.

6. ALL STUDS USED WITH THIS SYSTEM SHALL BE COMPLETELY SHEATHED AT THE INTERIOR FLANGE OR BRIDGED AT A MAXIMUM OF EVERY 5' OF STUD LENGTH OR AS SPECIFIED BY THE STUD MANUFACTURER.

7. ALL STEEL STUDS SHALL BE STRUCTURAL WITH 1 5/8" MINIMUM FLANGE WIDTH AND HAVE A MINIMUM YIELD STRENGTH OF 33000 PSI.

8. DETAILS ON SHEET 2 OF 2 ARE TYPICAL AND SHOW INTENT TO PREVENT WATER INFILTRATION INTO AND BEHIND THIS SYSTEM. ALTERNATE DETAILS AND SPECIFIC CONDITIONS NOT COVERED BY THE TYPICAL DETAILS ARE THE RESPONSIBILITY OF THE LICENSED DESIGN PROFESSIONALS.

DESIGN PRESSURE

±66.5 PSF



Tremco CPG Inc.
3735 Green Road
Beachwood, Ohio 44122

DWG. NO.: OPLSM12STDPLUS

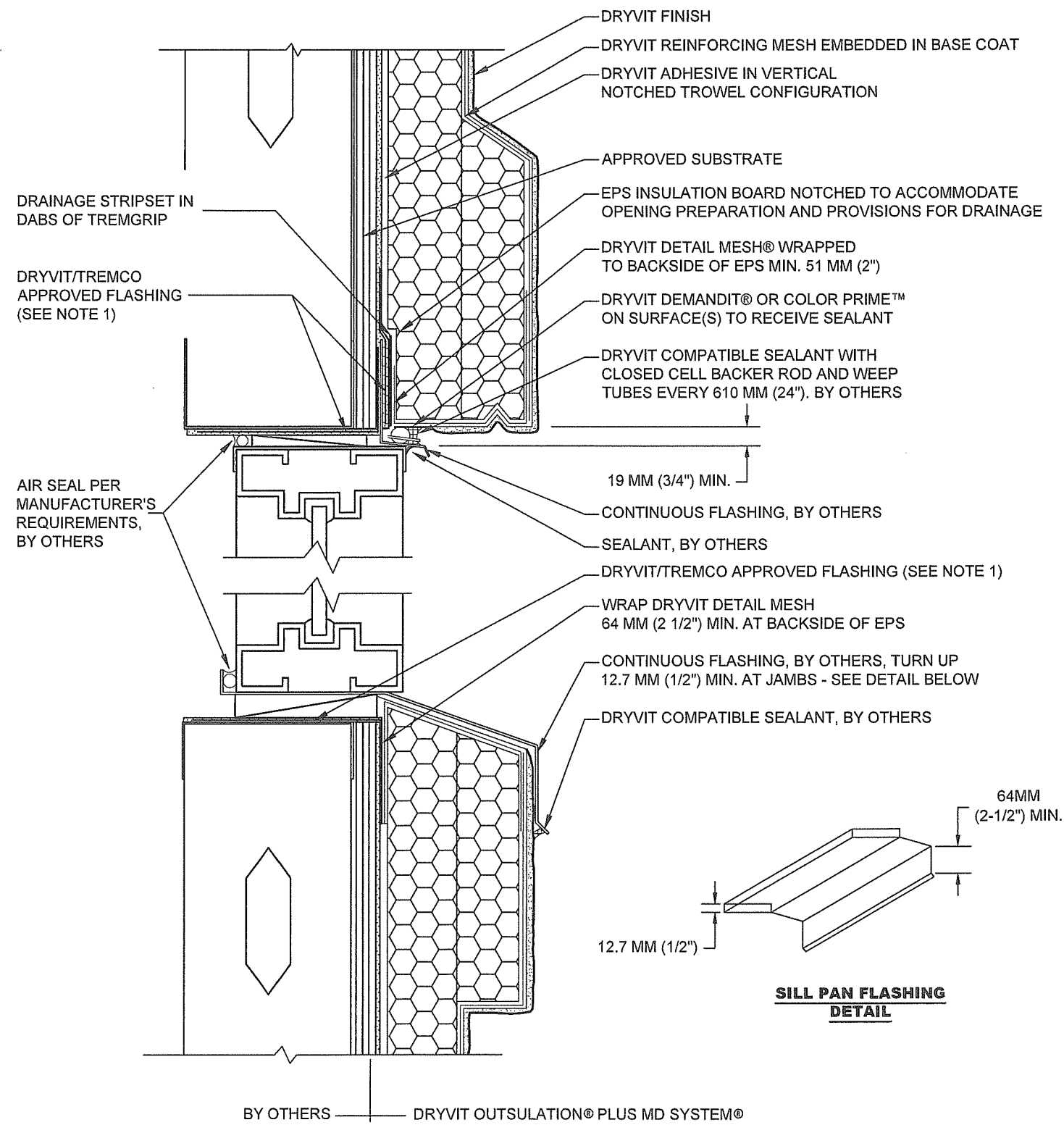
SHEET NO:
1 OF 2

ISSUE
DATE: 02/25/01

REV DATE:
5/31/2024

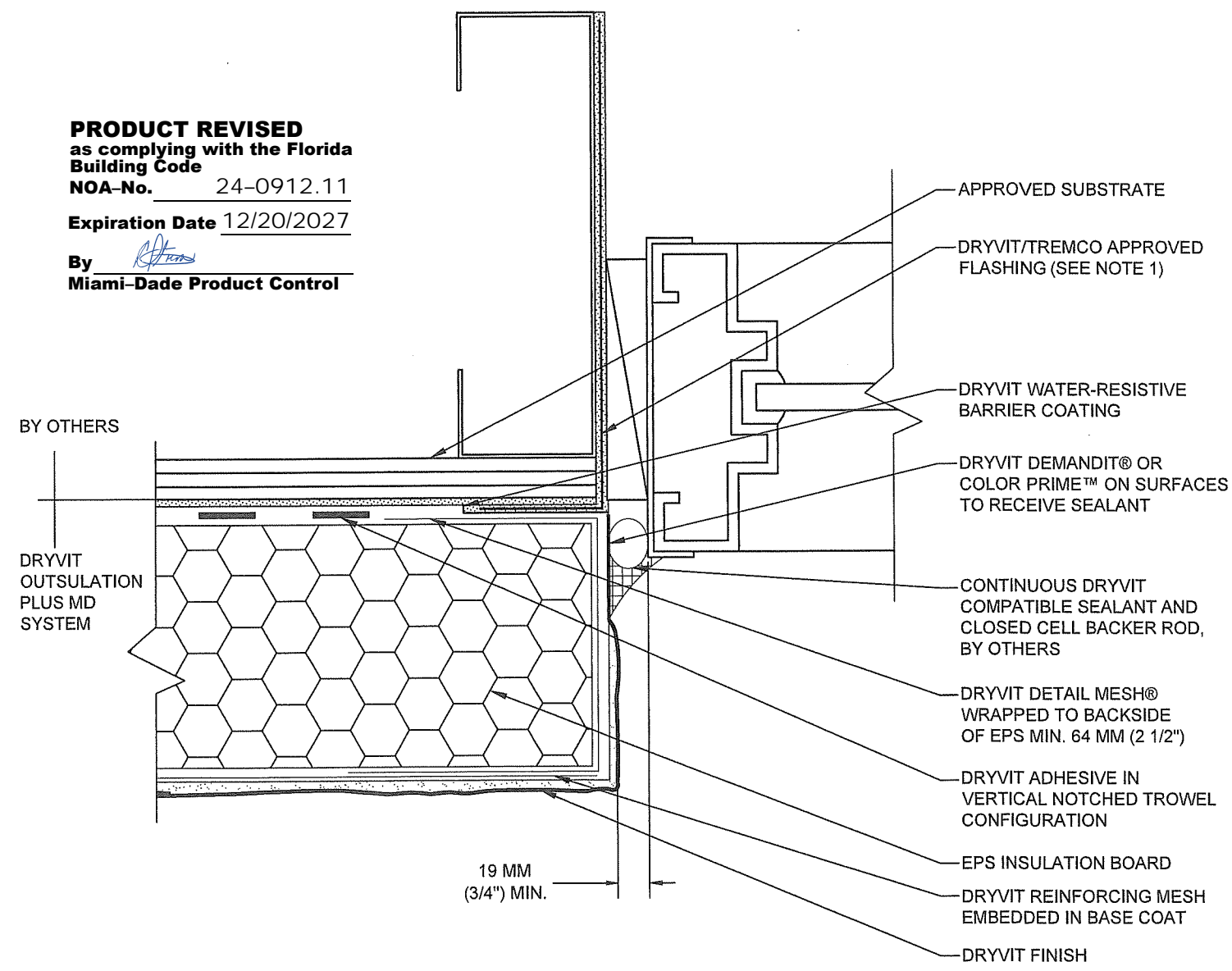
DRYVIT OUTSULATION® PLUS MD SYSTEM® WITH STD. PLUS OVER 1/2" GLASS MAT GYPSUM SHEATHING OR SECUROCK EXOAIR 430

NOTES:
1. IF USING GLASS MAT SHEATHING WITH BACKSTOP NT OR NTX USE DRYVIT AQUAFLASH SYSTEM. IF USING SECUROCK EXOAIR 430 USE DYMONIC 100 FLASHING.




**SILL PAN FLASHING
DETAIL**


PRODUCT REVISED
as complying with the Florida
Building Code
NOA-No. 24-0912.11
Expiration Date 12/20/2027
By *[Signature]*
Miami-Dade Product Control



SCOTT WOLTERS
FL PE# 62354

WOLTERS ENGINEERING
(COA# 27194)
15211 97TH ROAD N
WEST PALM BEACH, FL. 33412
PH: (561) 225-1982



 TREMCO Construction Products Group		Tremco CPG Inc. 3735 Green Road Beachwood, Ohio 44122	
DWG. NO.: OPLSM12STDPLUS			
SHEET NO: 2 OF 2	ISSUE DATE:	02/25/01	REV DATE: 5/31/2024
DRYVIT OUTSULATION® PLUS MD SYSTEM® WITH STD. PLUS OVER 1/2" GLASS MAT GYPSUM SHEATHING OR SECUROCK EXOAIR 430			