



DEPARTMENT OF REGULATORY AND ECONOMIC RESOURCES (RER)
BOARD AND CODE ADMINISTRATION DIVISION

MIAMI-DADE COUNTY
PRODUCT CONTROL SECTION
11805 SW 26 Street, Room 208
Miami, Florida 33175-2474
T (786) 315-2590 F (786) 315-2599
www.miamidade.gov/economy

NOTICE OF ACCEPTANCE (NOA)

VELUX America LLC
104 Ben Casey Drive
Fort Mill, SC 29708

SCOPE:

This NOA is being issued under the applicable rules and regulations governing the use of construction materials. The documentation submitted has been reviewed and accepted by Miami-Dade County RER-Product Control Section to be used in Miami Dade County and other areas where allowed by the Authority Having Jurisdiction (AHJ).

This NOA shall not be valid after the expiration date stated below. The Miami-Dade County Product Control Section (In Miami Dade County) and/or the AHJ (in areas other than Miami Dade County) reserve the right to have this product or material tested for quality assurance purposes. If this product or material fails to perform in the accepted manner, the manufacturer will incur the expense of such testing and the AHJ may immediately revoke, modify, or suspend the use of such product or material within their jurisdiction. RER reserves the right to revoke this acceptance, if it is determined by Miami-Dade County Product Control Section that this product or material fails to meet the requirements of the applicable building code

This product is approved as described herein and has been designed to comply with the High Velocity Hurricane Zone of the Florida Building Code.

DESCRIPTION: CMD2 DBL Dome Curb Mount Skylight

APPROVAL DOCUMENT: Drawing No. NL-0158 titled "CMD2 DBL Dome Curb Mount Skylight", sheets 1 through 5 of 5, dated 03/11/2022, Last revision #C dated 10/28/2024, prepared by VELUX America, LLC., signed and sealed by Robert J. Amoruso, P.E., on 11/20/2024, bearing the Miami-Dade County Product Control Revision stamp with the Notice of Acceptance number and the expiration date by the Miami-Dade County Product Control Section.

MISSILE IMPACT RATING: Large and Small Missile Impact Resistant

LABELING: Each unit shall bear a permanent label with the manufacturer's name or logo, Greenwood, SC and following statement: "Miami-Dade County Product Control Approved", unless otherwise noted herein.

RENEWAL of this NOA shall be considered after a renewal application has been filed and there has been no change in the applicable building code negatively affecting the performance of this product.

TERMINATION of this NOA will occur after the expiration date or if there has been a revision or change in the materials, use, and/or manufacture of the product or process. Misuse of this NOA as an endorsement of any product, for sales, advertising or any other purposes shall automatically terminate this NOA. Failure to comply with any section of this NOA shall be cause for termination and removal of NOA.

ADVERTISEMENT: The NOA number preceded by the words Miami-Dade County, Florida, and followed by the expiration date may be displayed in advertising literature. If any portion of the NOA is displayed, then it shall be done in its entirety.

INSPECTION: A copy of this entire NOA shall be provided to the user by the manufacturer or its distributors and shall be available for inspection at the job site at the request of the Building Official.

This NOA revises NOA #23-0803.11 and consists of this page 1 and evidence submitted pages E-1 and E-2 as well as approval document mentioned above.

The submitted documentation was reviewed by Helmy A. Makar, P.E., M.S.



Helmy A. Makar
01/02/25

NOA No. 24-1202.04
Expiration Date: 07/07/2027
Approval Date: 01/02/2025

VELUX America LLC

NOTICE OF ACCEPTANCE: EVIDENCE SUBMITTED

A. DRAWINGS

1. Drawing No. **NL-0158** titled "**CMD2 DBL Dome Curb Mount Skylight**", sheets 1 through 5 of 5, dated 03/11/2022, Last revision #A dated 06/02/2022, prepared by VELUX America, LLC., signed and sealed by Robert J. Amoruso, P.E., on 06/06/2022.

B. TESTS

1. Test reports on 1) Air Infiltration Test, per FBC, TAS 202-94
2) Uniform Static Air Pressure Test, Loading per FBC TAS 202-94
3) Water Resistance Test, per FBC, TAS 202-94
4) Large Missile Impact Test per FBC, TAS 201-94
5) Cyclic Wind Pressure Loading per FBC, TAS 203-94
along with marked-up drawings of "**CMD2 DBL Dome Curb Mount Skylight**", prepared by National Certified Testing Laboratories, **Test Report No. NCTL-210-4240-01**, dated 01/31/22, signed and sealed by Douglas J. McDougall, P.E.
2. Test reports on 1) Air Infiltration Test, per FBC, TAS 202-94
2) Uniform Static Air Pressure Test, Loading per FBC TAS 202-94
3) Water Resistance Test, per FBC, TAS 202-94
4) Large Missile Impact Test per FBC, TAS 201-94
5) Cyclic Wind Pressure Loading per FBC, TAS 203-94
along with marked-up drawings of "**CMD2 DBL Dome Curb Mount Skylight**", prepared by National Certified Testing Laboratories, **Test Report No. NCTL-210-4240-02**, dated 01/31/22, signed and sealed by Douglas J. McDougall, P.E.
3. Test reports on 1) ASTM D1929, 2) ASTM D2843, 3) ASTM D635, 4) ASTM D283 along with marked-up drawings of "**CMD2 DBL Dome Curb Mount Skylight**", prepared by Intertek, **Test Report No. M3491.01-106-18 R1**, dated 07/07/21, revised on 02/18/22 signed and sealed by Idalmis Ortega, P.E.
4. NOA #20-1026.03

C. CALCULATIONS

1. Skylight Calculations and structural analysis, 13 pages, complying with FBC-2020, prepared by Robert J. Amoruso, P.E., on 03/15/2022, signed and sealed by Robert J. Amoruso, P.E., on 03/22/2022.

D. QUALITY ASSURANCE

1. By Miami-Dade County Department of Regulatory and Economic Resources (RER).

E. MATERIAL CERTIFICATIONS

1. None.

F. STATEMENTS

1. Statement letter of conformance to FBC, 2020 Edition, dated March 18, 2022, signed and sealed by Robert J. Amoruso, P.E.



Helmy A. Makar, P.E., M.S.
Product Control Section Supervisor
NOA No. 24-1202.04
Expiration Date: 07/07/2027
Approval Date: 01/02/2025

VELUX America LLC

NOTICE OF ACCEPTANCE: EVIDENCE SUBMITTED

2. NEW DOCUMENTS SUBMITTED

A. DRAWINGS

1. *Drawing No. NL-0158 titled "CMD2 DBL Dome Curb Mount Skylight ", sheets 1 through 5 of 5, dated 03/11/2022, Last revision #C dated 10/28/2024, prepared by VELUX America, LLC., signed and sealed by Robert J. Amoruso, P.E., on 11/20/2024.*

B. TESTS

1. *None.*

C. CALCULATIONS

1. *None.*

D. QUALITY ASSURANCE

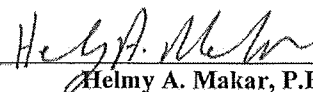
1. *By Miami-Dade County Department of Regulatory and Economic Resources (RER).*

E. MATERIAL CERTIFICATIONS

1. *None.*

F. STATEMENTS

1. *Statement letter of conformance to FBC, 2023 Edition, dated 10/28/2024, signed and sealed by Robert J. Amoruso, P.E., on 11/20/2024.*



Helmy A. Makar, P.E., M.S.
Product Control Section
Supervisor NOA No. 24-1202.04
Expiration Date: 07/07/2027
Approval Date: 01/02/2025

VELUX SKYLIGHTS USA
SERIES "CMD2" DBL DOME CURB
MOUNT SKYLIGHT (HVHZ)
INSTALLATION ANCHORAGE DETAILS

GENERAL NOTES:

1. THIS PRODUCT HAS BEEN EVALUATED TO COMPLY WITH THE CURRENT PROVISIONS OF THE 7TH EDITION (2020) FLORIDA BUILDING CODE (FBC) AND 8TH EDITION (2023) FLORIDA BUILDING CODE (FBC) INCLUDING THE HIGH VELOCITY HURRICANE ZONES (HVHZ) AND IS BASED ON TESTING CONDUCTED TO TAS 202, TAS 201 & TAS-203 TEST PROTOCOLS DOCUMENTED IN TEST REPORT NO. NCTL-210-4240-01, DATED 1/31/22, SIGNED AND SEALED BY DOUGLAS J. MCDUGALL, FL PE NO. 28392 AND NCTL-210-4240-02, DATED 1/31/22, SIGNED AND SEALED BY DOUGLAS J. MCDUGALL, FL PE NO. 28392.
2. ADEQUACY OF THE EXISTING STRUCTURAL CONCRETE, MASONRY AND 2X FRAMING AS A MAIN WIND FORCE RESISTING SYSTEM CAPABLE OF WITHSTANDING AND TRANSFERRING APPLIED PRODUCT LOADS TO THE FOUNDATION IS THE RESPONSIBILITY OF THE ENGINEER OR ARCHITECT OF RECORD FOR THE PROJECT OF INSTALLATION.
3. IN HVHZ AREAS, USE OF AN APPROVED IMPACT PROTECTIVE SYSTEM COMPLYING WITH THE HVHZ REQUIREMENTS OF THE FBC IS NOT REQUIRED FOR THE PRODUCT(S) SHOWN HEREIN. IN NON-HVHZ AREAS, WHERE WIND BORNE DEBRIS PROTECTION REQUIREMENTS EXIST, USE OF AN IMPACT PROTECTIVE SYSTEM COMPLYING WITH THE FBC REQUIREMENTS FOR WIND BORNE DEBRIS REGIONS IS NOT REQUIRED FOR THE PRODUCT(S) SHOWN HEREIN.
4. FRAME MATERIAL:
4.1. OUTER FRAME: 6063 T5 ALUMINUM (PROFILE NO. 320292).
4.2. INNER FRAME: PVC (PROFILE NO. 320293). SEE ITEM 6 BELOW FOR PLASTICS TESTING
5. GLAZING:
5.1. EXTERIOR 4MM (0.150") THICK BEFORE FORMING POLYCARBONATE GLAZING MEETING CURRENT EDITION OF THE FBC REQUIREMENTS FOR PLASTIC SHALL BE PLASKOLITE, LLC TUFFAK POLYCARBONATE SHEETS PER LATEST MIAMI DADE NOTICE OF ACCEPTANCE (NOA).
5.2. INTERIOR 3MM (0.110") THICK BEFORE FORMING POLYCARBONATE GLAZING MEETING CURRENT EDITION OF THE FBC REQUIREMENTS FOR PLASTIC SHALL BE PLASKOLITE, LLC TUFFAK POLYCARBONATE SHEETS PER LATEST MIAMI DADE NOTICE OF ACCEPTANCE (NOA).
6. SKYLIGHT FRAME PVC MATERIAL
6.1. INTERTEK TEST REPORT NO. M3491.01-106-18 R1, DATED 2/18/22
6.1.1. PVC FRAME
6.1.1.1. Rate of Burning ASTM D635 Class CC1
6.1.1.2. Self-Ignition Temperature ASTM D1929 842 deg. F > 650 deg. F
6.1.2. RUBBER FIN
6.1.2.1. Rate of Burning ASTM D635, Class CC1
6.1.2.2. Self-Ignition Temperature ASTM D1929, 806 deg. F > 650 deg. F
6.1.2.3. Smoke Density Rating ASTM D2843, 53.5 < 75
6.2. QAI TEST REPORT NO. 21-1129, DATED 10/4/21
6.2.1. PVC FRAME
6.2.1.1. Smoke Density Rating, ASTM D2843, 33 < 75

PRODUCT REVISED
as complying with the Florida
Building Code
Acceptance No. 24-1202.04
Expiration Date 01/02/25
By *[Signature]*
Miami Dade Product Control

TABLE OF CONTENTS		
SHEET	REV.	SHEET DESCRIPTION
1	-	GENERAL NOTES
2-3	-	ELEVATION AND ANCHOR LAYOUTS
4	-	HORIZONTAL CROSS SECTIONS AND GLAZING DETAILS
5	-	SECTIONS, BILL OF MATERIALS AND COMPONENTS

REVISIONS			
REV A	UPDATE B.O.M. AND GLAZING DETAIL, SHT. 4 & 5	06/02/2022	APPROVED
REV B	UPDATE TO 8TH EDITION (2023) FBC	07/22/2023	APPROVED
REV C	UPDATE SKYLIGHT FRAME TO CURB GAP	10/28/2024	APPROVED

INSTALLATION NOTES:

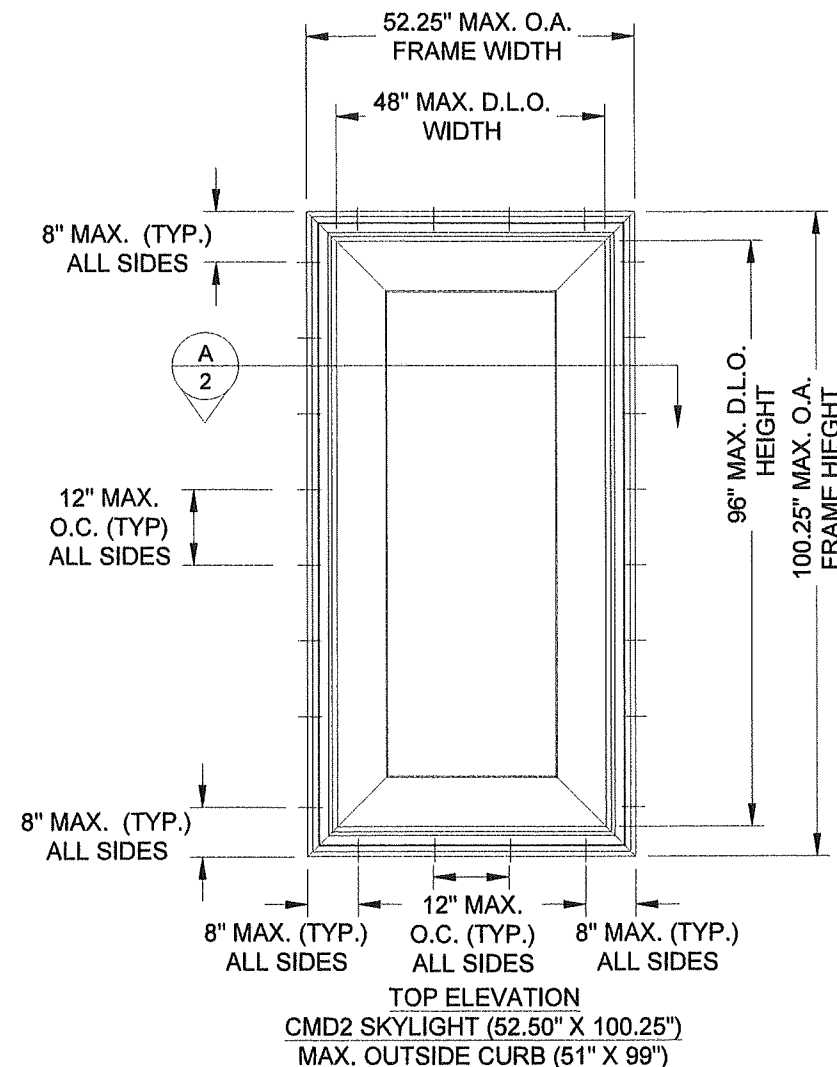
1. ONE (1) INSTALLATION ANCHOR IS REQUIRED AT EACH LOCATION SHOWN.
2. THE NUMBER OF INSTALLATION ANCHORS DEPICTED IS THE MINIMUM NUMBER OF ANCHORS TO BE USED FOR PRODUCT INSTALLATION AT THE TESTED SIZES SHOWN.
- 2.1. FOR SMALLER LENGTHS AND/OR WIDTHS, LESS SUBSTRATE (CURB MOUNTING) INSTALLATION, ANCHORS ARE ALLOWED AS LONG AS THE EDGE DISTANCE AND O.C. SPACING ARE MET.
3. ANCHORS ARE TO MATCH TYPE, SIZE AND EMBEDMENT OF THOSE SHOWN HEREIN.
4. FOR INSTALLATION INTO WOOD FRAMING, USE #12 PAN HEAD OR HEX HEAD WOOD SCREWS OR SHEET METAL SCREWS OF SUFFICIENT LENGTH TO ACHIEVE 1 3/8" INCH MINIMUM EMBEDMENT. MINIMUM EDGE DISTANCE IS 7/8" INCHES.
- 4.1. WOOD SCREWS SHALL MEET ANSI B18.6.1.
- 4.2. SHEET METAL/SELF-DRILLING/SELF TAPPING SCREWS SHALL MEET ASME B18.6.4.
5. FOR INSTALLATION INTO CONCRETE OR MASONRY SUBSTRATES, USE 3/16" ITW TAPCON CONCRETE SCREWS MADE OF CORROSION RESISTANT MATERIAL OR COATED FOR CORROSION RESISTANCE INSTALLED TO THE FOLLOWING:
- 5.1. EMBEDMENT INTO CONCRETE SHALL BE A MINIMUM OF 1 1/2" WITH A MINIMUM EDGE DISTANCE OF 1 1/8".
- 5.2. EMBEDMENT INTO MASONRY SHALL BE A MINIMUM OF 1" WITH A MINIMUM EDGE DISTANCE OF 2".
6. FOR INSTALLATION INTO STEEL CURB, USE #12 PAN HEAD OR HEX HEAD SHEET METAL SCREWS OF SUFFICIENT LENGTH TO ACHIEVE FULL THREAD ENGAGEMENT THROUGH THE CURB'S THICKNESS AND PROTRUDING AT LEAST THREE THREADS BEYOND THE INNER SURFACE. MINIMUM EDGE DISTANCE IS 3/8" INCHES.
- 6.1. SHEET METAL/SELF-DRILLING/SELF TAPPING SCREWS SHALL MEET ASME B18.6.4.
7. MINIMUM EMBEDMENT AND EDGE DISTANCE EXCLUDE WALL FINISHES (INCLUDING BUT NOT LIMITED TO STUCCO, FOAM AND SIDING).
8. INSTALLATION SUBSTRATE MATERIALS:
- 8.1. WOOD, PRESSURE TREATED (PT) WITH MINIMUM SPECIFIC GRAVITY OF 0.55.
- 8.2. CONCRETE, MIN. F'C= 2000 PSI MIN. EMBEDMENT 1" MIN. EDGE DISTANCE 1-1/8"
- 8.3. HOLLOW OR GROUT FILLED CMU, ASTM C90 CMU DENSITY > 117 PCF.
- 8.4. STEEL, MIN ASTM A653, GRADE 33, 18 GA

VELUX AMERICA, LLC. 104 BEN CASEY DRIVE FORT MILL, SC 29708		
SERIES CMD2 DBL DOME CURB MOUNT IMPACT RATED SKYLIGHT GENERAL NOTES		
DRAWN: JRM	DWG. NO. NL-0158	REV C
SCALE SCALE	DATE 03-11-22	SHEET 1 OF 5

AMORUSO CONSULTING
ENGINEERING, LLC
FL Registration No. 38327
ROBERT J. AMORUSO
FL. P.E. NO. 49752

PROFESSIONAL ENGINEER
STATE OF FLORIDA
No. 49752

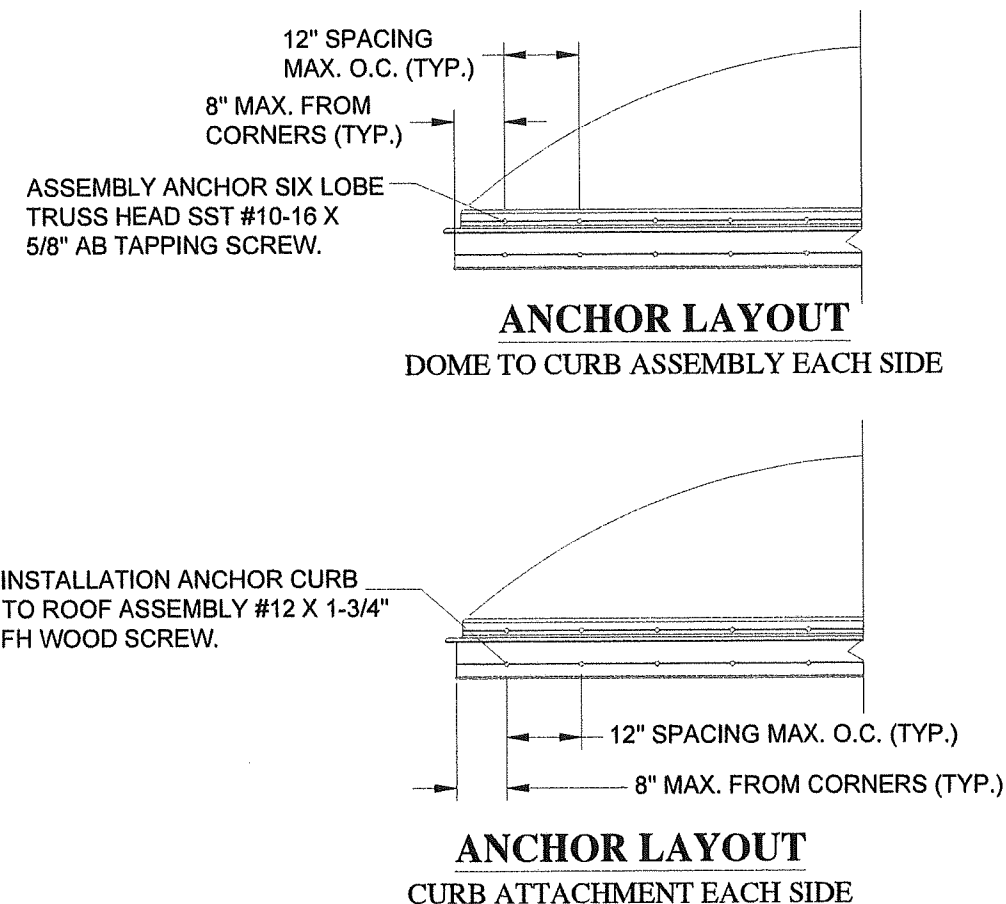
226 N. Nova Rd., #142
Ormond Beach, FL 32174-5124
rjaengpe@gmail.com



ANCHORAGE NOTES:

1. A MINIMUM OF 8 ANCHORS IS REQUIRED ON EACH LONG SIDE AND A MINIMUM OF 4 ANCHORS ON EACH SHORT SIDE OF THE SKYLIGHT. SEE ELEVATION ABOVE.
 - 1.1. FRAME-TO-CURB INSTALLATION FASTENER ITEM NO. 9 SHALL BE INSTALLED AT 8" FROM EACH CORNER AND 12" ON CENTER ALONG FULL PERIMETER (EACH SIDE).
 - 1.2. ANGLE-TO-FRAME ASSEMBLY FASTENER ITEM NO. 8 SHALL BE INSTALLED AT 8" FROM EACH CORNER AND 12" ON CENTER ALONG FULL PERIMETER (EACH SIDE).
2. FOR SKYLIGHTS SMALLER IN WIDTH AND/OR HEIGHT, THE ANCHOR QUANTITY CAN BE REDUCED WHILE MAINTAINING THE 8" CORNER SPACING AND 12" O.C. SPACING ALONG THE FULL PERIMETER.

DESIGN PRESSURE RATING (PSF)		
MAX. OVERALL TESTED FRAME SIZE (IN)	MAX. DESIGN PRESSURE (PSF)	IMPACT RATING HVHZ
52.50" X 100.25"	+55.0 PSF / - 60.0 PSF	LARGE MISSILE
SEE GLAZING SECTION DETAIL 1 ON SHT. 4		



PRODUCT REVISED
as complying with the Florida
Building Code
Acceptance No. 24-1202.04
Expiration Date 01/02/2025
By *[Signature]*
Miami Data Product Control

VELUX AMERICA, LLC.
104 BEN CASEY DRIVE
FORT MILL, SC 29708

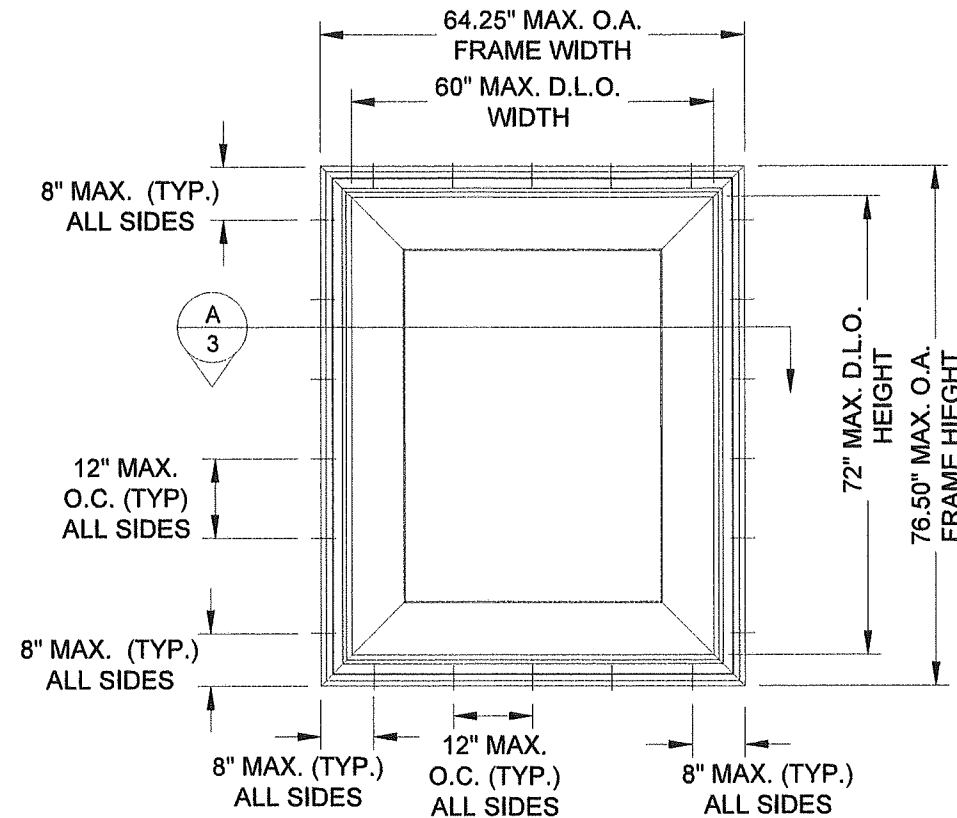
SERIES CMD2 DBL DOME CURB MOUNT
IMPACT RATED SKYLIGHT
ELEVATION AND ANCHOR LAYOUT

DRAWN: JRM	DWG NO. NL-0158	REV C
SCALE SCALE	DATE 03-11-22	SHEET 2 OF 5

AMORUSO CONSULTING
ENGINEERING, LLC
FL Registration No. 38327
ROBERT J. AMORUSO
FL. P.E. NO. 49752



226 N. Nova Rd., #142
Ormond Beach, FL 32174-5124
rjaengpe@gmail.com

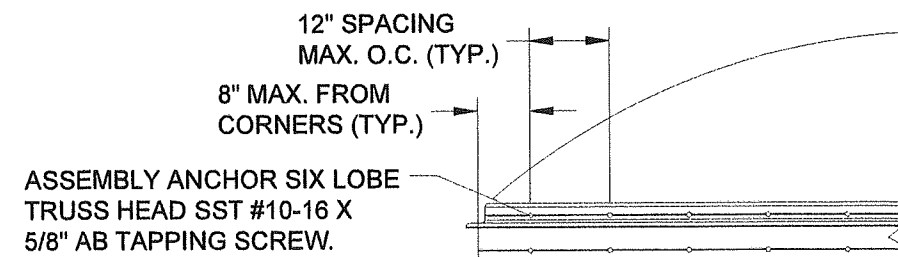


TOP ELEVATION
CMD2 SKYLIGHT (64.25" X 76.50")
MAX. OUTSIDE CURB (63" X 75")

ANCHORAGE NOTES:

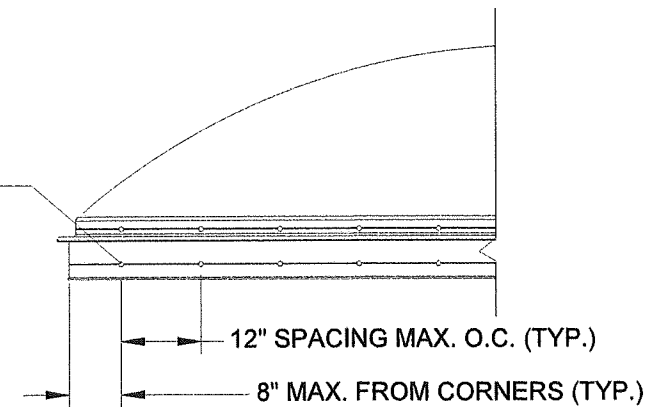
1. A MINIMUM OF 6 ANCHORS IS REQUIRED ON EACH LONG SIDE AND A MINIMUM OF 5 ANCHORS ON EACH SHORT SIDE OF THE SKYLIGHT. SEE ELEVATION ABOVE.
 - 1.1. FRAME-TO-CURB INSTALLATION FASTENER ITEM NO. 9 SHALL BE INSTALLED AT 8" FROM EACH CORNER AND 12" ON CENTER ALONG FULL PERIMETER (EACH SIDE).
 - 1.2. ANGLE-TO-FRAME ASSEMBLY FASTENER ITEM NO. 8 SHALL BE INSTALLED AT 8" FROM EACH CORNER AND 12" ON CENTER ALONG FULL PERIMETER (EACH SIDE).
2. FOR SKYLIGHTS SMALLER IN WIDTH AND/OR HEIGHT, THE ANCHOR QUANTITY CAN BE REDUCED WHILE MAINTAINING THE 8" CORNER SPACING AND 12" O.C. SPACING ALONG THE FULL PERIMETER.

DESIGN PRESSURE RATING (PSF)		
MAX. OVERALL TESTED FRAME SIZE (IN)	MAX. DESIGN PRESSURE (PSF)	IMPACT RATING HVHZ
64.25" X 76.50"	+45.0 PSF / - 45.0 PSF	LARGE MISSILE
SEE GLAZING SECTION DETAIL 1 ON SHT. 4		



ANCHOR LAYOUT
DOME TO CURB ASSEMBLY EACH SIDE

INSTALLATION ANCHOR CURB
TO ROOF ASSEMBLY #12 X 1-3/4"
FH WOOD SCREW.



ANCHOR LAYOUT
CURB ATTACHMENT EACH SIDE


PRODUCT REVISED
as complying with the Florida
Building Code
Acceptance No. 24-1202.04
Expiration Date 01/02/2025
By *[Signature]*
Miami Date Product Control

VELUX AMERICA, LLC.
104 BEN CASEY DRIVE
FORT MILL, SC 29708

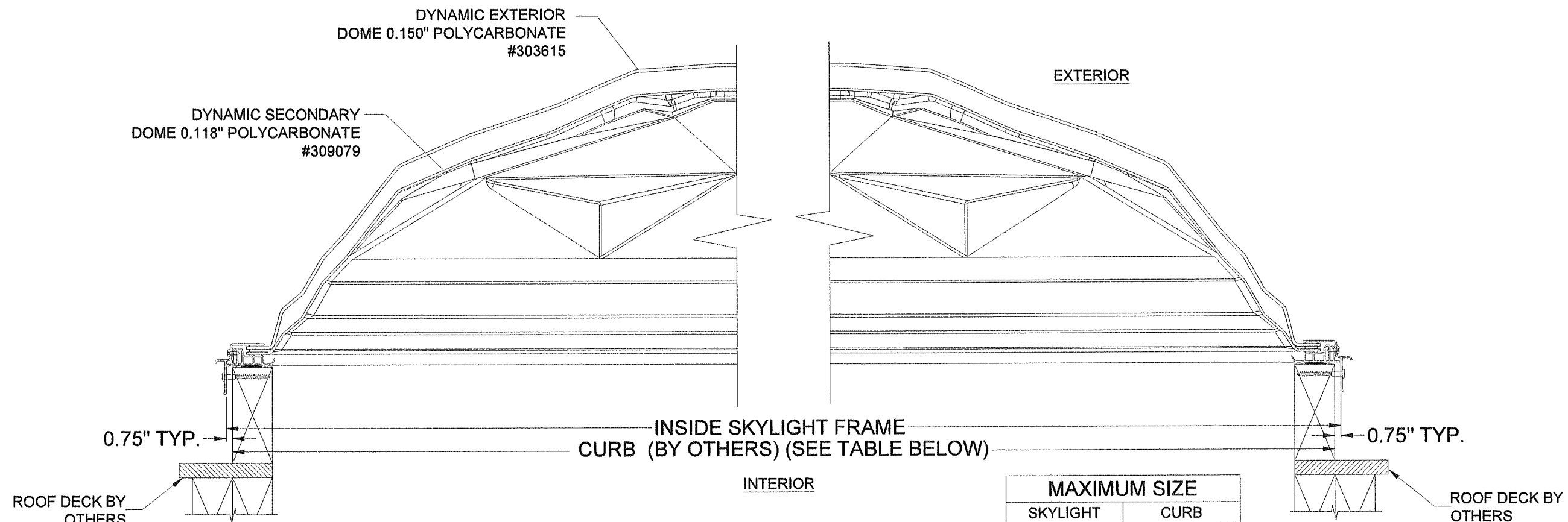
SERIES CMD2 DBL DOME CURB MOUNT
IMPACT RATED SKYLIGHT
ELEVATION AND ANCHOR LAYOUT

DRAWN: JRM	DWG. NO. NL-0158	REV C
SCALE SCALE	DATE 03-11-22	SHEET 3_OF_5

AMORUSO CONSULTING
ENGINEERING, LLC
FL Registration No. 38327
ROBERT J. AMORUSO
FL. P.E. NO. 49752

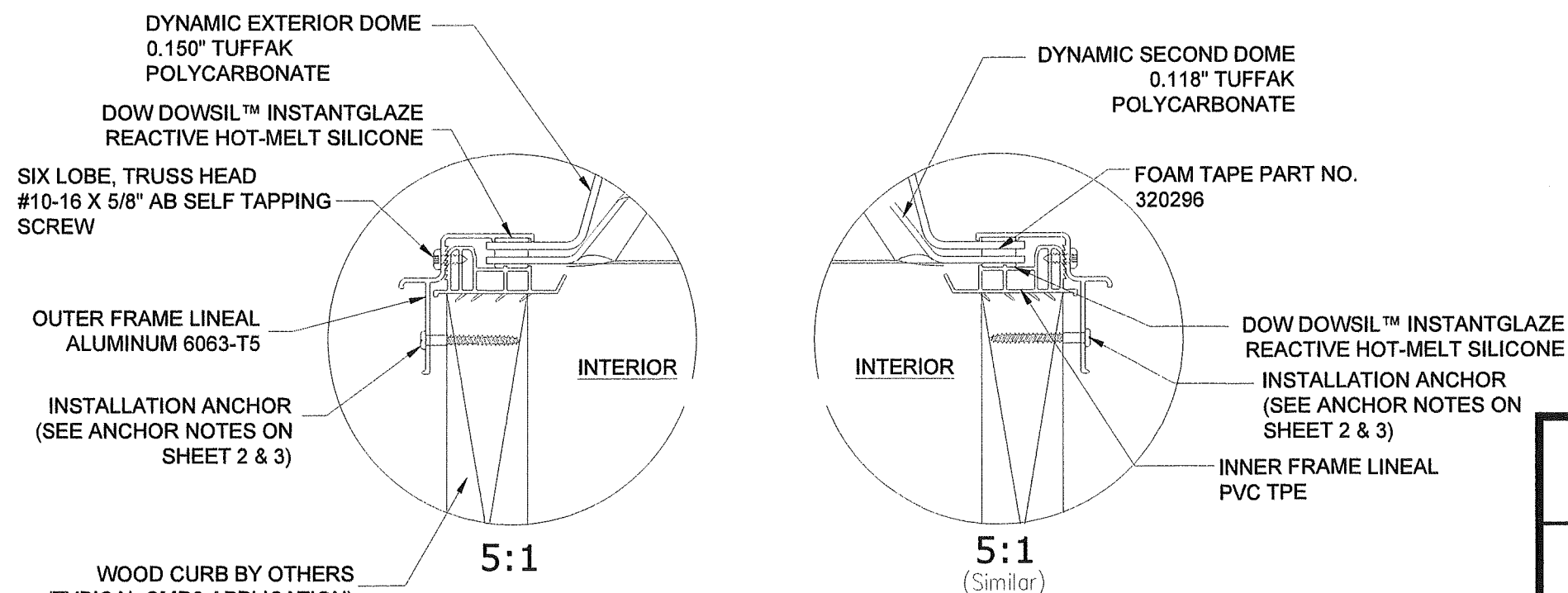


226 N. Nova Rd., #142
Ormond Beach, FL 32174-5124
rjaengpe@gmail.com



MAXIMUM SIZE	
SKYLIGHT	CURB
52 1/2" X 100 1/4"	51" X 99"
64 1/4" X 76 1/2"	63" X 75"

HORIZONTAL CROSS SECTION CMD2 SKYLIGHT



FRAME ANGLE & GLAZING SECTION DETAIL DETAIL 1

PRODUCT REVISED
as complying with the Florida
Building Code
Acceptance No. 24-1202.04
Expiration Date 01/02/2025
By *[Signature]*
Miami Data Product Control

VELUX AMERICA, LLC. 104 BEN CASEY DRIVE FORT MILL, SC 29708		
SERIES CMD2 DBL DOME CURB MOUNT IMPACT RATED SKYLIGHT HORIZONTAL CROSS SECTIONS & GLZG.		
DRAWN: JRM	DWG. NO. NL-0158	REV C
SCALE SCALE	DATE 03-11-22	SHEET 4 OF 5

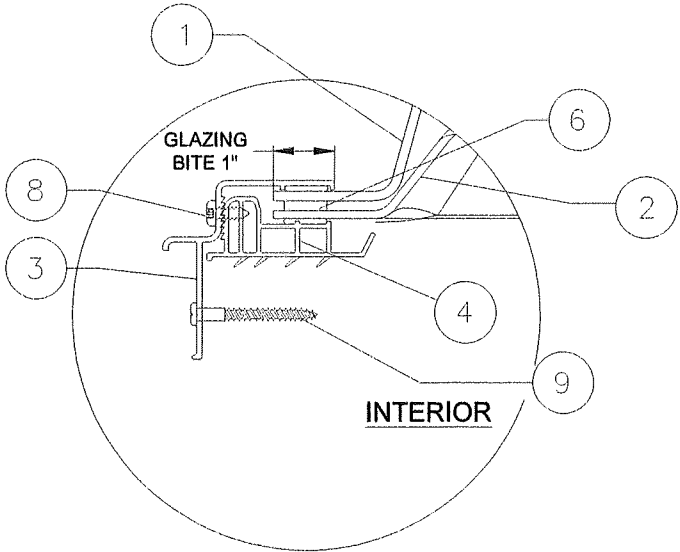
AMORUSO CONSULTING
ENGINEERING, LLC
FL Registration No. 38327
ROBERT J. AMORUSO
FL. P.E. NO. 49752

226 N. Nova Rd., #142
Ormond Beach, FL 32174-5124
rjaengpe@gmail.com

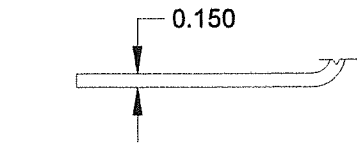
QTY.	PART NO.	DESCRIPTION	MANUFACTURER
1	303615	DYNAMIC EXTERIOR DOME 0.150" POLYCARBONATE (PER CURRENT NOA) (SEE NOTE 1)	PLASKOLITE, LLC
2	309079	DYNAMIC SECOND DOME 0.118" POLYCARBONATE (PER CURRENT NOA) (SEE NOTE 1)	PLASKOLITE, LLC
3	320292	OUTER FRAME LINEAL, ALUMINUM 6063-T6, (2.504" X 2.587")	VELUX USA
4	320293	INNER FRAME LINEAL, PVC, (2.453" X 0.925")	VELUX USA
5	320294	FELT WICK FOR WICKING, GREY, 0.1875" x 2.00"	PURCHASE
6	320296	FOAM TAPE, CROSS-LINKED	PURCHASE
7	-----	2x WOOD CURB BY OTHERS (SEE NOTE 3 BELOW)	PURCHASE
8	320291	#10-16 (#6 POINT) X 5/8" FHD S.M.S. (GRADE 2)	PURCHASE
9	-----	#12 PH HD WOOD SCREW OR TAPPING SCREW OR $\frac{3}{16}$ " ITW TAPCON	PURCHASE

NOTE:

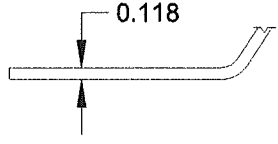
1. THE LIGHT TRANSMITTING PLASTIC SHALL BE MOUNTED ABOVE THE PLANE OF THE ROOF ON A CURB CONSTRUCTED IN ACCORDANCE WITH THE REQUIREMENTS FOR THE TYPE OF CONSTRUCTION, BUT AT LEAST FOUR (4) INCHES ABOVE THE PLANE OF THE ROOF.
2. INSTALLATION ANCHORS AND ASSOCIATED HARDWARE MUST BE MADE OF CORROSION RESISTANT MATERIAL OR HAVE A CORROSION RESISTANT COATING DISSIMILAR METALS OR MATERIALS IN CONTACT WITH PRESSURE TREATED WOOD MUST BE PROTECTED TO PREVENT REACTION.
3. CURB CONSTRUCTION SHALL BE BY OTHERS AND SHALL HAVE A MINIMUM OF 4" AND A MAXIMUM OF 12" AND SHALL BE CONSTRUCTED IN SUCH A MANOR THAT THE SKYLIGHT IS AT LEAST 4" ABOVE THE PLANE OF THE ROOF.



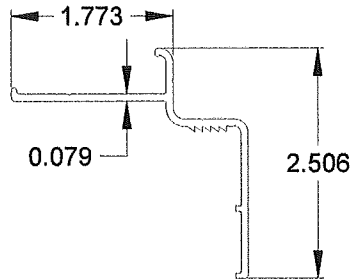
5:1
TYPICAL CROSS SECTION FOR PARTS
IDENTIFICATION CMD2 FRAME



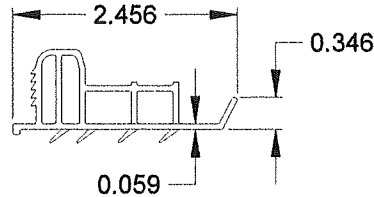
1 DYNAMIC EXTERIOR DOME 0.150"
POLYCARBONATE 303615



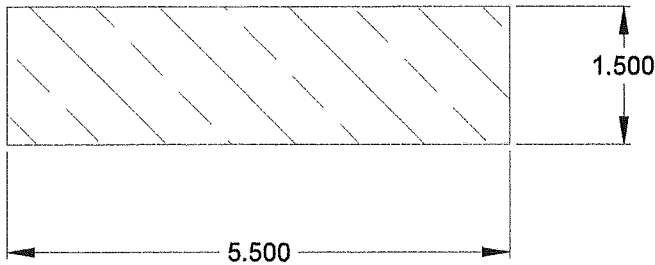
2 DYNAMIC SECOND DOME
0.118" POLYCARBONATE 309079



3 OUTER FRAME LINEAL
320292 ALUMINUM 6063 T5



4 INNER FRAME LINEAL
PVC 320293



7 1-1/2" X 5-1 2" WOOD CURB
SOUTHERN YELLOW PINE .55 SG
RECCOMENDED ONLY AND NOT
PROVIDED BY VELUX

PRODUCT REVISED
as complying with the Florida
Building Code
Acceptance No. 24-1202.04
Expiration Date 01/02/2025
By *[Signature]*
Miami Data Product Control

VELUX AMERICA, LLC. 104 BEN CASEY DRIVE FORT MILL, SC 29708		
SERIES CMD2 DBL DOME CURB MOUNT IMPACT RATED SKYLIGHT BILL OF MATERIALS AND COMPONENTS		
DRAWN: JRM	DWG NO. NL-0158	REV C
SCALE SCALE	DATE 03-11-22	SHEET 5 OF 5

AMORUSO CONSULTING
ENGINEERING, LLC
FL Registration No. 38327
ROBERT J. AMORUSO
FL P.E. NO. 49752

PROFESSIONAL ENGINEER
STATE OF FLORIDA
No 49752
Robert J. Amoruso

226 N. Nova Rd., #142
Ormond Beach, FL 32174-5124
rjaengpe@gmail.com