



DEPARTMENT OF REGULATORY AND ECONOMIC RESOURCES (RER)
BOARD AND CODE ADMINISTRATION DIVISION

MIAMI-DADE COUNTY
PRODUCT CONTROL SECTION
11805 SW 26 Street, Room 208
Miami, Florida 33175-2474
T (786) 315-2590 F (786) 315-2599
www.miamidade.gov/economy

NOTICE OF ACCEPTANCE (NOA)

Dynamic Metals, LLC
3201 SE Dominica Terrace
Stuart, FL. 34997

SCOPE:

This NOA is being issued under the applicable rules and regulations governing the use of construction materials. The documentation submitted has been reviewed and accepted by Miami-Dade County RER - Product Control Section to be used in Miami-Dade County and other areas, where allowed by the Authority Having Jurisdiction (AHJ).

This NOA shall not be valid after the expiration date stated below. The Miami-Dade County Product Control Section (In Miami-Dade County) and/ or the AHJ (in areas other than Miami-Dade County) reserve the right to have this product or material tested for quality assurance purposes. If this product or material fails to perform in the accepted manner, the manufacturer will incur the expense of such testing and the AHJ may immediately revoke, modify, or suspend the use of such product or material within their jurisdiction. RER reserves the right to revoke this acceptance if it is determined by Miami-Dade County Product Control Section that this product or material fails to meet the requirements of the applicable building code.

This product is approved as described herein and has been designed to comply with the Florida Building Code including the High Velocity Hurricane Zone of the Florida Building Code.

DESCRIPTION: 5-V-Crimp 24 ga. Steel (min) over 1/2in (min) plywood

LABELING: Each unit shall bear a permanent label with the manufacturer's name or logo, city, state and following statement: "Miami-Dade County Product Control Approved", unless otherwise noted herein.

RENEWAL of this NOA shall be considered after a renewal application has been filed and there has been no change in the applicable building code negatively affecting the performance of this product.

TERMINATION of this NOA will occur after the expiration date or if there has been a revision or change in the materials, use and/ or manufacture of the product or process. Misuse of this NOA as an endorsement of any product, for sales, advertising or any other purposes shall automatically terminate this NOA. Failure to comply with any section of this NOA shall be cause for termination and removal of NOA.

ADVERTISEMENT: The NOA number preceded by the words Miami-Dade County, Florida, and followed by the expiration date may be displayed in advertising literature. If any portion of the NOA is displayed, then it shall be done in its entirety.

INSPECTION: A copy of this entire NOA shall be provided to the user by the manufacturer or its distributors and shall be available for inspection at the job site at the request of the Building Official.

This NOA consists of pages 1 through 5.

The submitted documentation was reviewed by Rafael Macedo.

11/06/25



NOA-No.: 25-1007.09
Expiration Date: 11/06/30
Approval Date: 11/06/25
Page 1 of 5

ROOFING SYSTEM APPROVAL:

Category: Roofing
Sub-Category: Metal, Panels (Non-Structural)
Material: Steel
Deck Type: Wood
Maximum Design Pressure: -176.00 psf

TRADE NAMES OF PRODUCTS MANUFACTURED OR LABELED BY APPLICANT:

<u>Product</u>	<u>Dimensions</u>	<u>Test Specifications</u>	<u>Product Description</u>
24 ga. Steel 5-V-Crimp Metal Roof Panel	L = varies' W = 20.5"-24" H = 1/2" Min. Thickness 24 ga. Min Yield Strength: 58 ksi.	TAS 110	24 ga. (min.) Steel, galvanized or galvalume, preformed metal panels, painted or unpainted.
Fasteners	#10 HWH of sufficient length to penetrate through sheathing a minimum of 3/16"	TAS 110	Coated steel or stainless steel screw with capped hex head bonded washer.
Trim Pieces	L = varies W = varies Min. Thickness 24 ga.	TAS 110	Standard flashing and trim pieces. Manufactured for each panel width.

EVIDENCE SUBMITTED:

<u>Test Agency</u>	<u>Test Identifier</u>	<u>Test Name/Report</u>	<u>Date</u>
Architectural Testing, Inc.	D9330.01-450-18	TAS 100	10/13/14
	D9330.02-450-18	TAS 125	10/13/14
Valspar	433X515	ASTM B 117	11/21/11
Valspar	433B173	ASTM D 4587, ASTM G 23	11/21/11



NOA-No.: 25-1007.09
 Expiration Date: 11/06/30
 Approval Date: 11/06/25
 Page 2 of 5

APPROVED ASSEMBLIES:

System A:	24 ga. Steel 5-V-Crimp Metal Roof Panel – HORIZONTAL LAPS ARE PERMITTED
Deck Type:	Wood, Non-insulated
Deck Description:	New Construction 19/32" or greater plywood or wood plank, or for re-roofing 15/32" or greater plywood.
Maximum Uplift Pressure:	See Table A below.

Deck Attachment:	In accordance with applicable Building Code, but in no case shall it be less than 8d ring shank nails spaced 6" o.c. In reroofing, where the deck is less than $\frac{19}{32}$ " thick (Minimum $\frac{15}{32}$ ") the above attachment method must be in addition to existing attachment.
Underlayment:	Minimum underlayment shall be an ASTM D 226 Type II installed with a minimum 4" side-lap and 6" end-laps. Underlayment shall be fastened with corrosion resistant tin-caps and 12 gauge 1 $\frac{1}{4}$ " annular ring-shank nails, spaced 6" o.c. at all laps and two staggered rows 12" o.c. in the field of the roll. Or any approved underlayment having a current NOA.
Fire Barrier:	Any approved fire barrier having a current NOA. Refer to a current fire directory listing for fire ratings of this roofing system assembly as well as the location of the fire barrier within the assembly. See Limitation # 1.
Valleys:	Valley construction shall be in compliance with Roofing Application Standard RAS 133 and with PAC Contractors Association's current published installation instructions.
Metal Panels and Accessories:	Install the "24 ga. Steel 5-V-Crimp Metal Roof Panels" and accessories in compliance with PAC Contractors Association's current, published installation instructions and details. Flashing, penetrations, valley construction and other details shall be constructed in compliance with the minimum requirements provided in Roofing Application Standards RAS 133. Panels shall be fastened with corrosion resistant #10 HWH screws of sufficient length to penetrate through the sheathing a minimum of $\frac{3}{16}$ ". Fasteners shall be installed parallel to the roof slope along the panel's overlapping ribs (fastening of the center rib is optional) at a maximum spacing as listed in Table A below.

TABLE A
MAXIMUM DESIGN PRESSURES

Roof Areas	Field	Perimeter and Corner ²
Maximum Design Pressure	-82.25 psf	-176.00 psf
Maximum Fastener Spacing	16" o.c.	8" o.c.
1. Extrapolation shall not be allowed		

SYSTEM LIMITATIONS

1. Fire classification is not part of this acceptance; refer to a current Approved Roofing Materials Directory for fire ratings of this product.
2. The maximum designed pressure listed herein shall be applicable to all roof pressure zones (i.e., field, perimeters, and corners). Neither rational analysis, nor extrapolation shall be permitted for enhanced fastening at enhanced pressure zones (i.e., perimeters, extended corners and corners).
3. Panel shall be roll formed in continuous lengths from eave to ridge. Maximum lengths shall be described in the Roofing Application Standard RAS 133. HORIZONTAL LAPS ARE PERMITTED
4. All panels shall be permanently labeled with the manufacturer's name and/or logo, city and state of manufacturing facility, and the following statement: "Miami-Dade County Product Control Approved" **or** with the Miami-Dade County Product Control Seal as seen below. All clips shall be permanently labeled with the manufacturer's name and/or logo, and/or model.



5. All products listed herein shall have a quality assurance audit in accordance with the Florida Building Code and Rule **61G20-3** of the Florida Administrative Code.
6. Panels may be shop or jobsite roll formed with machine model #'s **NTM-0700123, SSR-10751007, SSQ-6800617 and SSQ2U-6480323** from PAC Contractors Association.



PROFILE DRAWINGS

STIFFENING RIBS AND/OR STRIATIONS ARE OPTIONAL

5-V-CRIMP

GENERAL PANEL DESCRIPTION

PANEL MATERIAL

Steel & Aluminum

MIN. PANEL THICKNESS

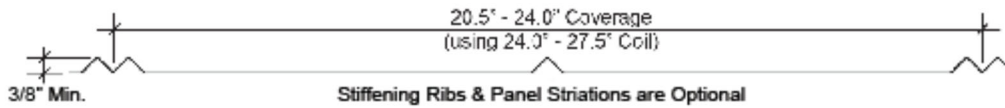

24ga & .032" Aluminum

PANEL WIDTH

20.5" to 24.0" Coverage

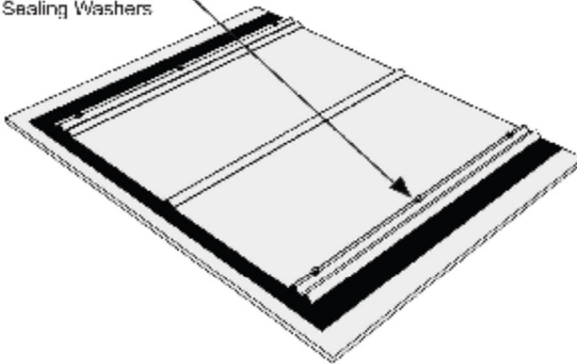
PANEL RIB HEIGHT

3/8" Minimum

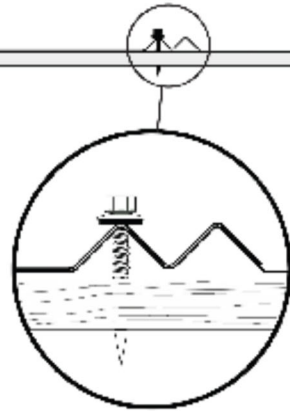


FASTENER PATTERNS

PANEL FASTENERS:
#10 Hex Head Wood Screws
w/ Weather Sealing Washers



For aesthetic purposes, fasteners
in the center rib are optional



END OF THIS ACCEPTANCE

MIAMI-DADE COUNTY
APPROVED

NOA-No.: 25-1007.09
Expiration Date: 11/06/30
Approval Date: 11/06/25
Page 5 of 5