



**MIAMI-DADE COUNTY
PRODUCT CONTROL SECTION**

11805 SW 26 Street, Room 208

Miami, Florida 33175-2474

T (786) 315-2590 F (786) 315-2599

www.miamidade.gov/economy

**DEPARTMENT OF REGULATORY AND ECONOMIC RESOURCES
(RER)**

BOARD AND CODE ADMINISTRATION DIVISION

NOTICE OF ACCEPTANCE (NOA)

**Clopay Corporation
8585 Duke Boulevard
Mason, OH 45040**

SCOPE:

This NOA is being issued under the applicable rules and regulations governing the use of construction materials. The documentation submitted has been reviewed and accepted by Miami-Dade County RER-Product Control Section to be used in Miami-Dade County and other areas where allowed by the Authority Having Jurisdiction (AHJ).

This NOA shall not be valid after the expiration date stated below. The Miami-Dade County Product Control Section (In Miami-Dade County) and/or the AHJ (in areas other than Miami-Dade County) reserve the right to have this product or material tested for quality assurance purposes. If this product or material fails to perform in the accepted manner, the manufacturer will incur the expense of such testing and the AHJ may immediately revoke, modify, or suspend the use of such product or material within their jurisdiction. RER reserves the right to revoke this acceptance, if it is determined by Miami-Dade County Product Control Section that this product or material fails to meet the requirements of the applicable building code.

This product is approved as described herein and has been designed to comply with the Florida Building Code, including the High Velocity Hurricane Zone.

DESCRIPTION: 2in Gallery EPS Insulated W6 DP38T Steel Sectional Garage Door up to 18ft-2in Wide w/ Optional Impact Resistant Lites

APPROVAL DOCUMENT: Drawing No. **104810**, titled "2" Gallery EPS Doors 18'2" W", sheets 1 through 3 of 3, dated 01/20/2017, with revision **05** dated 10/09/2025, prepared by Clopay Corporation, signed and sealed by James D. Wheeler, P.E. on 05/21/2026, bearing the Miami-Dade County Product Control revision stamp with the Notice of Acceptance number and the expiration date by the Miami-Dade County Product Control Section.

MISSILE IMPACT RATING: Large and Small Missile Impact Resistant

LABELING: A permanent label with the manufacturer's name or logo, manufacturing address, model number, the positive and negative design pressure rating, indicate impact rated if applicable, installation instruction drawing reference number, approval number (NOA), the applicable test standards, and the statement reading 'Miami-Dade County Product Control Approved' is to be located on the door's side track, bottom angle, or inner surface of a panel.

RENEWAL of this NOA shall be considered after a renewal application has been filed and there has been no change in the applicable building code negatively affecting the performance of this product.

TERMINATION of this NOA will occur after the expiration date or if there has been a revision or change in the materials, use, and/or manufacture of the product or process. Misuse of this NOA as an endorsement of any product, for sales, advertising or any other purposes shall automatically terminate this NOA. Failure to comply with any section of this NOA shall be cause for termination and removal of NOA.

ADVERTISEMENT: The NOA number preceded by the words Miami-Dade County, Florida, and followed by the expiration date may be displayed in advertising literature. If any portion of the NOA is displayed, then it shall be done in its entirety.

INSPECTION: A copy of this entire NOA shall be provided to the user by the manufacturer or its distributors and shall be available for inspection at the job site at the request of the Building Official.

This NOA **revises NOA # 23-0928.59** and consists of this page 1 and evidence pages E-1, E-2, E-3, E-4 and E-5, as well as approval document mentioned above.

The submitted documentation was reviewed by **Carlos M. Utrera, P.E**



06/03/2026

NOA-No. 26-0313.02

Expiration Date: March 30, 2031

Approval Date: June 11, 2026

Clopay Corporation

NOTICE OF ACCEPTANCE: EVIDENCE SUBMITTED

1. EVIDENCE SUBMITTED UNDER NOA #17-0206.11

A. DRAWINGS

1. Drawing No. **104810**, titled "2" Gallery EPS Doors 18'2" W", sheets 1 through 3 of 3, dated 01/20/2017, with revision **1** dated 03/07/2017, prepared by Clopay Building Products Company, signed and sealed by Mark Westerfield, P.E.

B. TESTS

1. Test reports on
 - 1) Uniform Static Air Pressure Test, Loading per FBC TAS 202-94
 - 2) Large Missile Impact Test per FBC, TAS 201-94
 - 3) Cyclic Wind Pressure Loading per FBC, TAS 203-94
 - 4) Forced Entry Test per FBC, TAS 202-94
 - 5) Tensile Test per ASTM E8

along with marked-up drawings and installation diagram of 18'2"x 8', 27ga steel garage door Model GD2LPW6 with Lexan MR10 Polycarbonate windows, prepared by American Test Lab, Inc., Test Report No. **ATLNC 0422.01-13**, dated 05/30/2013, signed and sealed by David W. Johnson, P.E.

2. Test reports on
 - 1) Uniform Static Air Pressure Test, Loading per FBC TAS 202-94
 - 2) Large Missile Impact Test per FBC, TAS 201-94
 - 3) Cyclic Wind Pressure Loading per FBC, TAS 203-94
 - 4) Forced Entry Test, per FBC, TAS 202-94
 - 5) Tensile Test per ASTM E8

along with marked-up drawings and installation diagram of 16'2"x 8', 27ga steel garage door Model GD2LPW8 with MAK SL and/or MAK 15 windows, prepared by American Test Lab, Inc., Test Report No. **ATLNC 1105-01-13**, dated 01/14/2014, signed and sealed by David W. Johnson, P.E.

3. Test report on Salt Spray per ASTM B117 of painted G40 galvanized painted and G90 panels, prepared by Fenestration Testing Laboratory, Inc., Test Report No. **7890**, dated 10/01/2014, signed by Idalmis Ortega, P.E.

C. CALCULATIONS

1. Jamb anchor calculations prepared by Clopay Building Products Company, dated 01/20/2017, signed and sealed by Mark Westerfield, P.E.

D. QUALITY ASSURANCE

1. Miami-Dade Department of Regulatory and Economic Resources (RER).



Carlos M. Utrera, P.E.
Product Control Examiner
NOA-No. 26-0313.02
Expiration Date: March 30, 2031
Approval Date: June 11, 2026

Clopay Corporation

NOTICE OF ACCEPTANCE: EVIDENCE SUBMITTED

E. MATERIAL CERTIFICATIONS

1. Notice of Acceptance No. **15-0915.08** issued to SABIC Innovative Plastics, US LLC for their Lexan Polycarbonate Sheet Products, approved on 12/10/2015, expiring on 07/17/2018.
2. Notice of Acceptance No. **17-0410.01** issued to Covestro LLC for their Makrolon Polycarbonate Sheets, approved on 06/08/2017, expiring on 08/27/2022.
3. Test report on Surface Burning Characteristics, per ASTM E84 of Atlas EPS Type I, Test Report No. **102609488SAT-001A**, prepared by Intertek Testing Services, NA, Inc., dated 06/20/2016, signed and sealed by Rick Curkeet, P.E.
4. Test report on Ignition Properties of Plastics per ASTM D1929 of Atlas EPS Type I, Test Report No. **102609488MID-002**, prepared by Intertek Testing Services, NA, Inc., dated 06/13/2016, signed and sealed by Rick Curkeet, P.E.

F. STATEMENTS

1. Statement letter of code conformance with the 5th edition (2014) FBC issued by Clopay Building Products Company, dated 01/20/2017, signed and sealed by Mark Westerfield, P.E.
2. Statement letter of no financial interest issued by Clopay Building Products Company, dated 01/20/2017, signed and sealed by Mark Westerfield, P.E.

2. EVIDENCE SUBMITTED UNDER NOA # 17-0809.35

A. DRAWINGS

1. Drawing No. **104810**, titled "2" Gallery EPS Doors 18'2" W", sheets 1 through 3 of 3, dated 01/20/2017, with revision **2** dated 07/18/2017, prepared by Clopay Building Products Company, signed and sealed by Mark Westerfield, P.E.

B. TESTS

1. None.

C. CALCULATIONS

1. None.

D. QUALITY ASSURANCE

1. Miami-Dade Department of Regulatory and Economic Resources (RER).

E. MATERIAL CERTIFICATIONS

1. None.

F. STATEMENTS

1. Statement letter of code conformance to 2010, 5th Edition (2014) and 6th Edition (2017) FBC issued by Clopay Building Products Company, dated 08/02/2017, signed and sealed by Mark Westerfield, P.E.



Carlos M. Utrera, P.E.
Product Control Examiner
NOA-No. 26-0313.02
Expiration Date: March 30, 2031
Approval Date: June 11, 2026

Clopay Corporation

NOTICE OF ACCEPTANCE: EVIDENCE SUBMITTED

3. EVIDENCE SUBMITTED UNDER NOA # 20-0922.30

A. DRAWINGS

1. Drawing No. **104810**, titled “2” Gallery EPS Doors 18’2” W”, sheets 1 through 3 of 3, dated 01/20/2017, with revision **03** dated 08/25/2020, prepared by Clopay Corporation, dated 09/10/2020, signed and sealed by Mark Westerfield, P.E.

B. TESTS

1. None.

C. CALCULATIONS

1. None.

D. QUALITY ASSURANCE

1. Miami-Dade Department of Regulatory and Economic Resources (RER).

E. MATERIAL CERTIFICATIONS

1. None.

F. STATEMENTS

1. Statement letters of code conformance to **6th Edition (2017) and 7th Edition (2020) FBC**, issued by Clopay Corporation, dated 09/15/2020, signed and sealed by Mark Westerfield, P.E.
2. Certificate of amendment changing the company name from Clopay Building Products Company, Inc. to Clopay Corporation, issued by the State of Delaware, dated 08/27/2019.



Carlos M. Utrera, P.E.
Product Control Examiner
NOA-No. 26-0313.02
Expiration Date: March 30, 2031
Approval Date: June 11, 2026

Clopay Corporation

NOTICE OF ACCEPTANCE: EVIDENCE SUBMITTED

4. EVIDENCE SUBMITTED UNDER PREVIOUS APPROVAL #22-0203.03

A. DRAWINGS

1. Drawing No. **104810**, titled “2” Gallery EPS Doors 18’2” W”, sheets 1 through 3 of 3, dated 01/20/2017, with revision **03** dated 08/25/2020, prepared by Clopay Corporation, signed and sealed by Mark Westerfield, P.E. on 02/02/2022.

B. TESTS

1. None.

C. CALCULATIONS

1. Jamb anchor calculations prepared by Clopay Building Products Company, dated 02/02/2022, signed and sealed by Mark Westerfield, P.E.

D. QUALITY ASSURANCE

1. Miami-Dade Department of Regulatory and Economic Resources (RER).

E. MATERIAL CERTIFICATIONS

1. None.

F. STATEMENTS

1. Statement letters of code conformance to 7th edition (2020) of the FBC, issued by Clopay Corporation, dated 02/02/2022, signed and sealed by Mark Westerfield, P.E.

5. EVIDENCE SUBMITTED UNDER PREVIOUS APPROVAL #23-0928.59

A. DRAWINGS

1. Drawing No. **104810**, titled “2” Gallery EPS Doors 18’2” W”, sheets 1 through 3 of 3, dated 01/20/2017, with revision **04** dated 09/06/2023, prepared by Clopay Corporation, signed and sealed by Mark Westerfield, P.E. on 09/14/2023.

B. TESTS

1. None.

C. CALCULATIONS

1. None.

D. QUALITY ASSURANCE

1. Miami-Dade Department of Regulatory and Economic Resources (RER).

E. MATERIAL CERTIFICATIONS

1. None.

G. STATEMENTS

1. Statement letters of code conformance to 7th edition (2020) and 8th edition (2023) of the FBC, issued by Clopay Corporation, dated 09/15/2023, signed and sealed by Mark Westerfield, P.E.



Carlos M. Utrera, P.E.
Product Control Examiner
NOA-No. 26-0313.02
Expiration Date: March 30, 2031
Approval Date: June 11, 2026

NOTICE OF ACCEPTANCE: EVIDENCE SUBMITTED

6. NEW EVIDENCE SUBMITTED

A. DRAWINGS

1. Drawing No. **104810**, titled “2” Gallery EPS Doors 18’2” W”, sheets 1 through 3 of 3, dated 01/20/2017, with revision **05** dated 10/09/2025, prepared by Clopay Corporation, dated 05/21/2026, signed and sealed by James D. Wheeler, P.E.

B. TESTS

1. Test reports on
 - 1) Uniform Static Air Pressure Test, Loading per FBC TAS 202-94
 - 2) Large Missile Impact Test per FBC, TAS 201-94
 - 3) Cyclic Wind Pressure Loading per FBC, TAS 203-94
 - 4) Forced Entry Test, per FBC, TAS 202-94
 - 5) Tensile Test per ASTM E8

Along with marked-up drawings and installation diagram of 9’x 8’, 27ga steel garage door Model GD2LP W8 with ¼” thick Polycarbonate windows, prepared by American Test Lab, Inc., Test Report No. **ATLNC 0902.01-25**, dated 10/15/2025, signed and sealed by David W. Johnson, P.E. on 10/20/2025.

C. CALCULATIONS

1. None.

D. QUALITY ASSURANCE

1. Miami-Dade Department of Regulatory and Economic Resources (RER).

E. MATERIAL CERTIFICATIONS

1. Notice of Acceptance No. **26-0410.01** issued to F&S US, LLC for their Lexan Polycarbonate Sheet Products, approved on 05/14/2026, expiring on 04/01/2031.
2. Notice of Acceptance No. **24-0205.09** issued to Plaskolite, LLC for their TUFFAK Polycarbonate Sheets, approved on 05/09/2024, expiring on 8/27/2027.

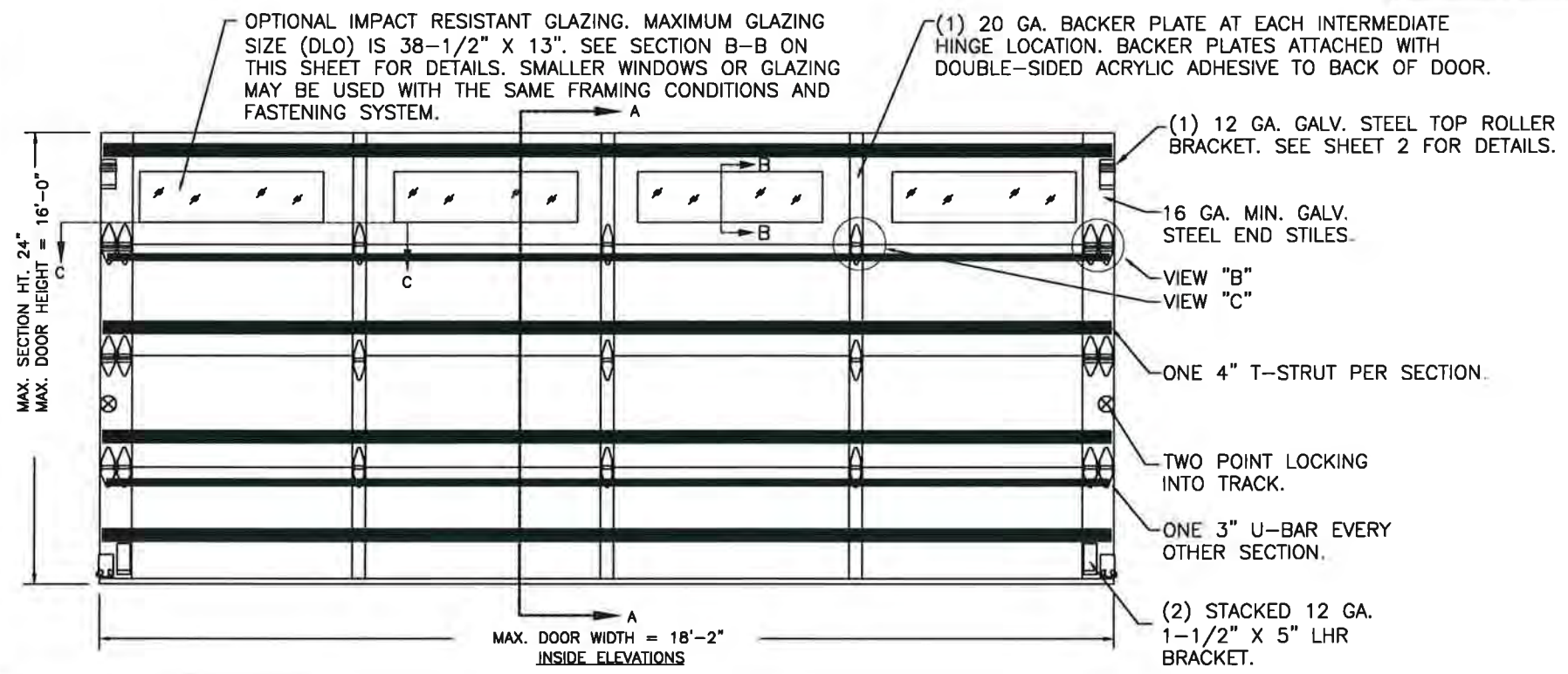


Carlos M. Utrera, P.E.
Product Control Examiner
NOA-No. 26-0313.02
Expiration Date: March 30, 2031
Approval Date: June 11, 2026

The following pages in this document were submitted by the manufacturer (third party) to represent the product being approved and establish the limits of use. The pages may include technical drawings, schematics and installation details.

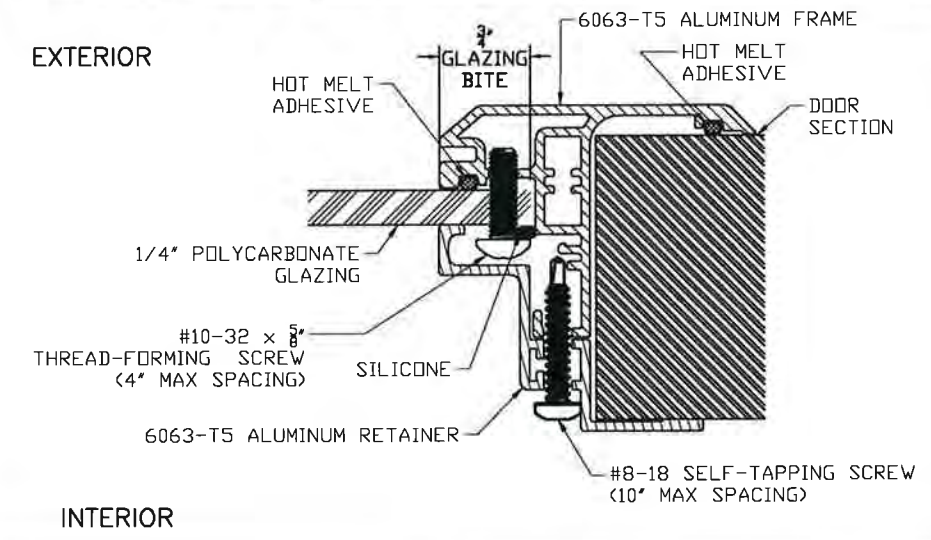
MODELS	SHORT	LONG	MODELS	FLUSH	MINDR RIBS
CLOPAY GALLERY	GD2SP, GR2SP	GD2LP, GR2LP	CLOPAY CLASSIC	4302, HDGC	4305, HDGR
HOLMES ARTISTRY	AR2SP	AR2LP	HOLMES CLASSIC	6202	6205
IDEAL EXPRESSIONS	ED2SP	ED2LP	IDEAL CLASSIC	SFC68	SFR68

SHEET: 1 OF 3	REVISIONS					
	REV. NO.	ZONE	DATE	ECN NO.	APPVD:	DESCRIPTION
	01	-	3/7/17	-	MWW	CORRECT FBC EDITION; ULTRACON SPACING; AND JAMB LOAD.
	02	-	7/18/17	-	SH	UPDATED CODE COMPLIANCE STATEMENT TO ADD 6TH EDITION FBC.
	03	-	8/25/20	-	MWW	UPDATED TITLE BLOCK AND CODE COMPLIANCE STATEMENT TO 7TH
	04	-	9/6/23	-	JDW	UPDATED CODE COMPLIANCE STATEMENT TO ADD 8TH EDITION FBC.
05	-	10/9/25	-	JDW	UPDATED IMPACT RESISTANT WINDOW DETAILS.	



IMPACT-RESISTANT CONSTRUCTION:
 SOLID DOORS (NO GLAZING) OR DOORS WITH OPTIONAL IMPACT-RESISTANT GLAZING ARE IMPACT-RESISTANT. OPTIONAL IMPACT RESISTANT ASSEMBLY CONSISTS OF ALUMINUM FRONT FRAME GE LEXAN MR10, AN APPROVED CC1 PLASTIC IN ACCORDANCE WITH IBC/FBC 2606 AND AN APPROVED C1 PLASTIC IN ACCORDANCE WITH FBC 2612. THE ENTIRE DOOR ASSEMBLY INSTALLED IN COMPLIANCE WITH THIS SECTION MEETS THE WIND LOAD REQUIREMENTS OF THE FLORIDA BUILDING CODE AND INTERNATIONAL BUILDING CODE AND IS LARGE- AND SMALL-MISSILE IMPACT RESISTANT.

SECTION B-B (IMPACT-RESISTANT GLAZING OPTION)



DOOR HEIGHT	# OF SECTIONS
UP TO 8'0"	4
8'3" TO 10'0"	5
10'3" TO 12'0"	6
12'3" TO 14'0"	7
14'3" TO 16'0"	8
MAX SECTION HEIGHT: 24"	

THIS PRODUCT CONFORMS TO THE REQUIREMENTS OF 7TH AND 8TH EDITION OF THE FLORIDA BUILDING CODE

PRODUCT REVISED
 as complying with the Florida Building Code
 NOA-No. 26-0313.02
 Expiration Date 03/30/2031

By *[Signature]*
 Miami-Dade Product Control

MANUFACTURING PRODUCT CODE
 DSIE-1F471

PART NO.: N/A

WINDLOAD RATING
 W6 DP38T

DESIGN LOADS: +38.0 P.S.F. & -42.0 P.S.F.

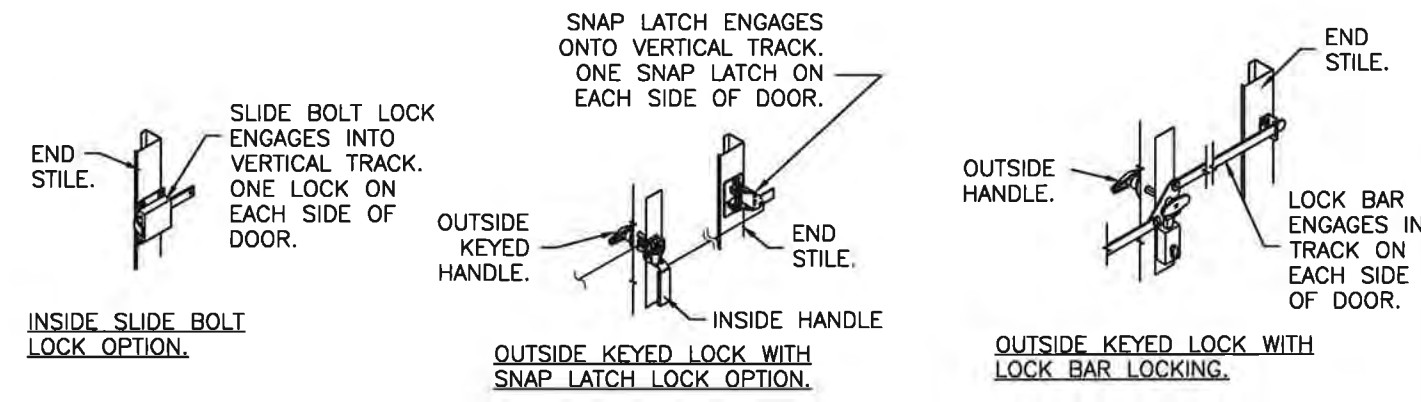
Unless Stated Otherwise
 TOLERANCES are
 .0 = ±.031
 .00 = ±.015
 .000 = ±.005
 .0000 = ±.001
 Degrees = ±1/2"
 Unless Stated Otherwise
 DIMENSIONS ARE IN INCHES.

Glopay CORPORATION
 8585 Duke Boulevard
 Mason, OH 45040 USA
 Tel. No. 513-770-4800
 Fax No. 513-770-4853

DESCRIPTION: 2" GALLERY EPS DOORS 18"2"W (SEE TABLE)
 DRAWN BY: MWW DATE: 1/20/17 SCALE: NTS DWG. SIZE B
 CHECKED BY: MWW DATE: 1/20/17 SHEET 1 OF 3
 DWG. NO.: 104810 VER: MD



DESIGN ENGINEER: *[Signature]*
 JAMES D. WHEELER, P.E.
 FLORIDA LICENSE No. 91932

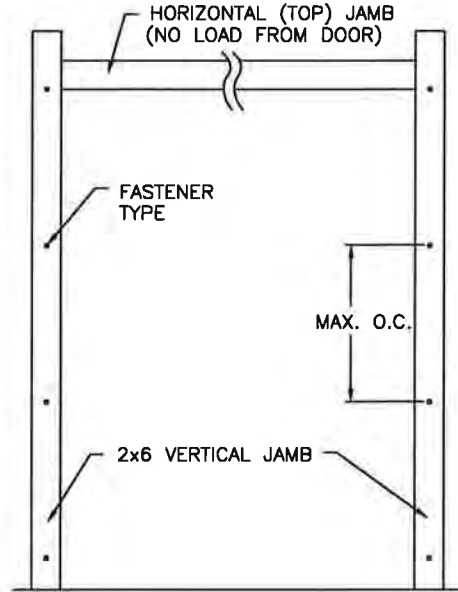


MODELS	SHORT	LONG	MODELS	FLUSH	MINOR RIBS
CLOPAY GALLERY	GD2SP, GR2SP	GD2LP, GR2LP	CLOPAY CLASSIC	4302, HDGC	4305, HDGR
HOLMES ARTISTRY	AR2SP	AR2LP	HOLMES CLASSIC	6202	6205
IDEAL EXPRESSIONS	ED2SP	ED2LP	IDEAL CLASSIC	SFC68	SFR68

SHEET: 2 OF 3					REVISIONS	
REV. NO.	ZONE	DATE	ECN NO.	APPVD.	DESCRIPTION	
05	-	-	-	MWW	SEE REVISION HISTORY ON SHEET ONE.	

JAMB TO SUPPORTING STRUCTURE ATTACHMENT

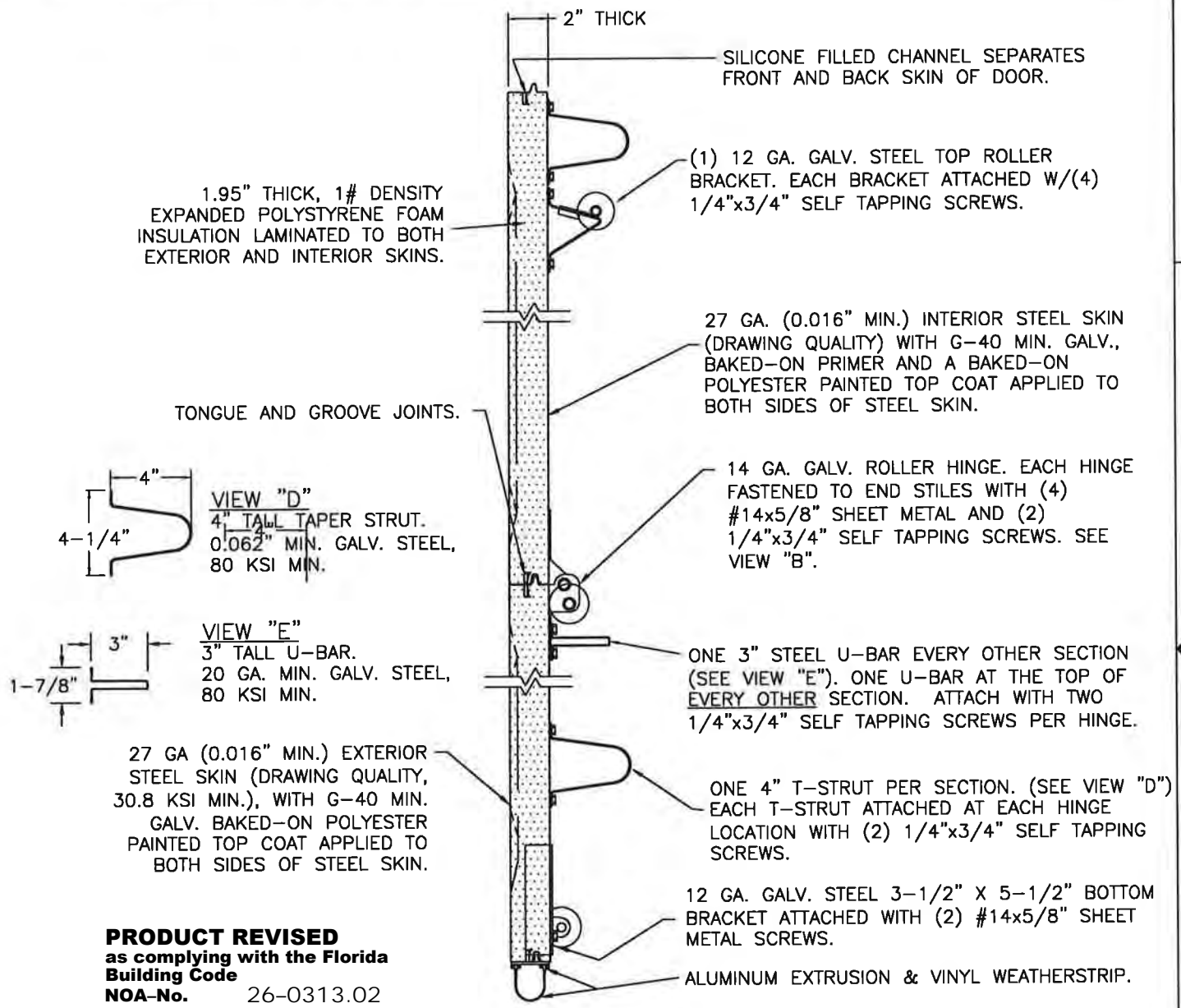
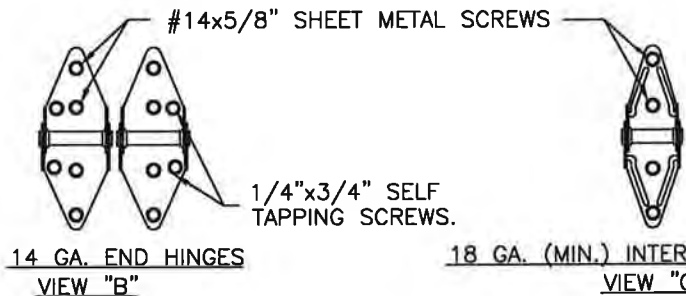
- NOTES:
1. ALL THE LOAD FROM THE DOOR IS TRANSFERRED TO THE TRACK AND THEN FROM THE TRACK TO THE 2x6 VERTICAL SYP (GRADE #2 OR BETTER) JAMBS. NO LOAD FROM THE DOOR IS TRANSFERRED TO THE HORIZONTAL (TOP) JAMB.
 2. EACH VERTICAL JAMB SEES A MAXIMUM DESIGN LOAD OF +342 LB & -378 LB. PER LINEAR FOOT OF JAMB.
 3. ALL JAMB FASTENERS MAY BE (BUT ARE NOT REQUIRED TO BE) COUNTERSUNK TO PROVIDE A FLUSH MOUNTING SURFACE.
 4. A 1/3 STRESS INCREASE FOR WIND LOAD WAS NOT USED IN THE CALCULATION OF ALLOWABLE LOADS FOR ANCHORS AND FASTENERS FOR STEEL, CONCRETE AND MASONRY.



2x6 JAMB TO SUPPORTING STRUCTURE ATTACHMENT
(NOT TO BE USED FOR ATTACHMENT OF TRACK ANGLE TO 2x6 VERTICAL JAMBS OR SUPPORTING STRUCTURE)

BUILDING TYPE	FASTENER TYPE	MAXIMUM ON-CENTER DISTANCE BETWEEN FASTENERS*	STEEL WASHERS REQUIRED?
HOLLOW CMU BLOCK WALL	1/4" x 1-1/4" MIN. EMBED ULTRACON CONCRETE ANCHOR	4-3/4"	1" O.D.
GROUT-FILLED CMU BLOCK	1/4" x 1-3/4" MIN. EMBED ULTRACON CONCRETE ANCHOR	8"	1" O.D.
2000 PSI MIN. CONCRETE	1/4" x 1-3/4" MIN. EMBED ULTRACON CONCRETE ANCHOR	11-1/2"	1" O.D.
2000 PSI MIN. CONCRETE	1/4" x 1-3/4" MIN. EMBED TAPCON CONCRETE ANCHOR	15-1/2"	1" O.D.
2000 PSI MIN. CONCRETE	3/8" x 1-3/4" MIN. EMBED WEJ-IT ANKR TITE SLEEVE ANCHOR	14-1/2"	INCLUDED
4000 PSI MIN. CONCRETE	3/8" x 1-3/4" MIN. EMBED WEJ-IT ANKR TITE SLEEVE ANCHOR	24"	INCLUDED
WOOD FRAME (SYP 0.55 SG)	1/2" x 3" LAG SCREW (ASTM A307, GRADE A) 1-5/8" EMBED INTO STRUCTURE	15-3/4"	1" O.D.

* FIRST (BOTTOM) ANCHOR STARTING AT NO MORE THAN HALF OF THE MAXIMUM ON-CENTER DISTANCE. HIGHEST ANCHOR INSTALLED AT LEAST AS HIGH AS THE DOOR OPENING.
CLOPAY DOES NOT SUPPLY JAMB ATTACHMENT FASTENERS.
MINIMUM DISTANCE BETWEEN CENTER OF ANCHOR AND EDGE OF CONCRETE BLOCK: 2-1/2", EXCLUDING STUCCO THICKNESS.



PRODUCT REVISED
as complying with the Florida Building Code
NOA-No. 26-0313.02
Expiration Date 03/30/2031
By *[Signature]*
Miami-Dade Product Control

DESIGN LOADS: +38.0 P.S.F. & -42.0 P.S.F.

Unless Stated Otherwise TOLERANCES are

.0	= ±.031
.00	= ±.015
.000	= ±.005
.0000	= ±.001
Degrees	= ±1/2°

Unless Stated Otherwise DIMENSIONS ARE IN INCHES.

	8585 Duke Boulevard Mason, OH 45040 USA Tel. No. 513-770-4800 Fax No. 513-770-4853	MANUFACTURING PRODUCT CODE DSIE-1F471
	DESCRIPTION: 2" GALLERY EPS DOORS 18"2"W (SEE TABLE)	PART NO.: N/A
DRAWN BY: MWW CHECKED BY: MWW DWG. NO.: 104810	DATE: 1/20/17 DATE: 1/20/17 VER: MD	WINDLOAD RATING W6 DP38T SCALE: NTS SHEET 2 OF 3 DWG. SIZE B

DESIGN ENGINEER: *[Signature]*
JAMES D. WHEELER, P.E.
FLORIDA LICENSE No. 91932

MODELS	SHORT	LONG
CLOPAY GALLERY	GD2SP, GR2SP	GD2LP, GR2LP
HOLMES ARTISTRY	AR2SP	AR2LP
IDEAL EXPRESSIONS	ED2SP	ED2LP

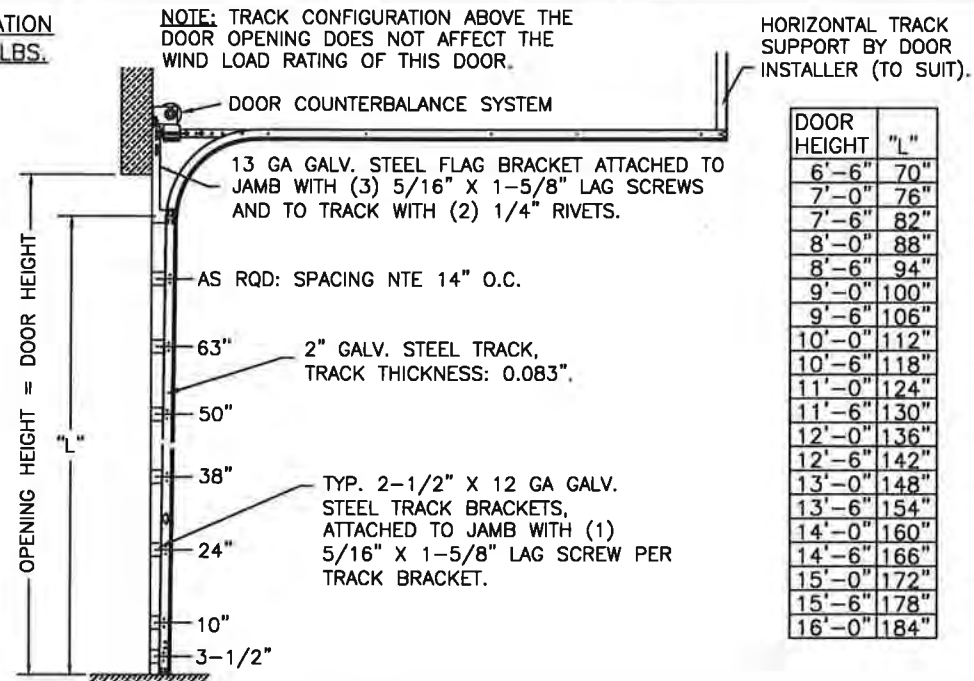
MODELS	FLUSH	MINOR RIBS
CLOPAY CLASSIC	4302, HDGC	4305, HDGR
HOLMES CLASSIC	6202	6205
IDEAL CLASSIC	SFC68	SFR68

SHEET:
3 OF 3

REVISIONS					
REV. NO.	ZONE	DATE	ECN NO.	APPVD.	DESCRIPTION
05	-	-	-	MWW	SEE REVISION HISTORY ON SHEET ONE.

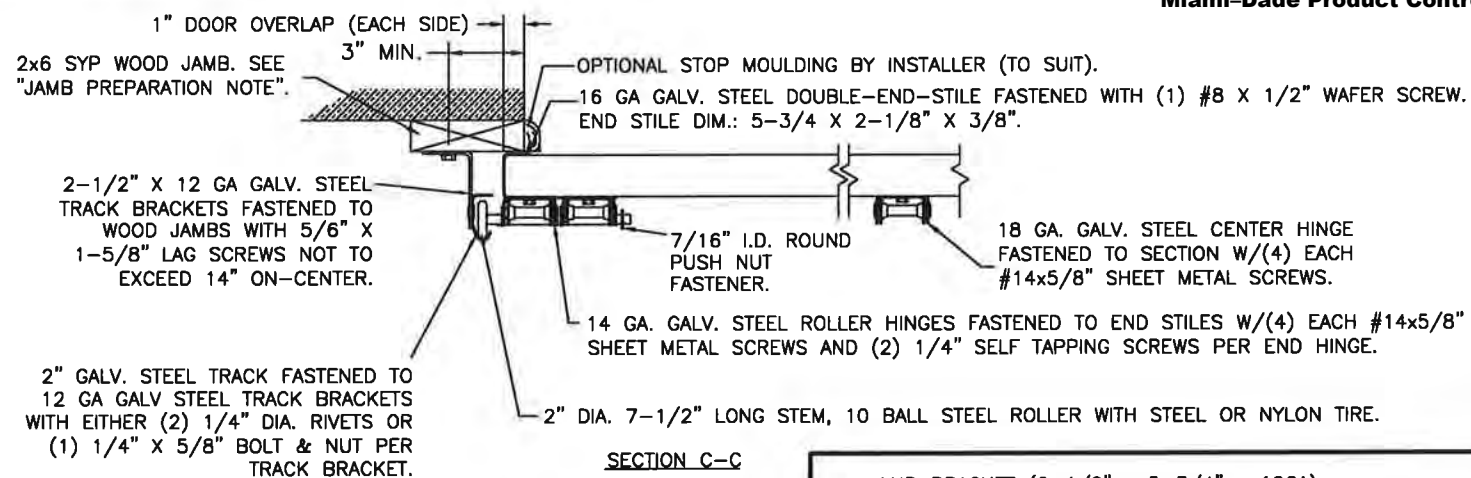
PRODUCT REVISED
as complying with the Florida Building Code
NOA-No. 26-0313.02
Expiration Date 03/30/2031
By *[Signature]*
Miami-Dade Product Control

2" TRACK CONFIGURATION
DOORS UP TO 800 LBS.



DOOR HEIGHT	"L"
6'-6"	70"
7'-0"	76"
7'-6"	82"
8'-0"	88"
8'-6"	94"
9'-0"	100"
9'-6"	106"
10'-0"	112"
10'-6"	118"
11'-0"	124"
11'-6"	130"
12'-0"	136"
12'-6"	142"
13'-0"	148"
13'-6"	154"
14'-0"	160"
14'-6"	166"
15'-0"	172"
15'-6"	178"
16'-0"	184"

JAMB CONFIGURATION
DOORS UP TO 800 LBS.



SECTION C-C

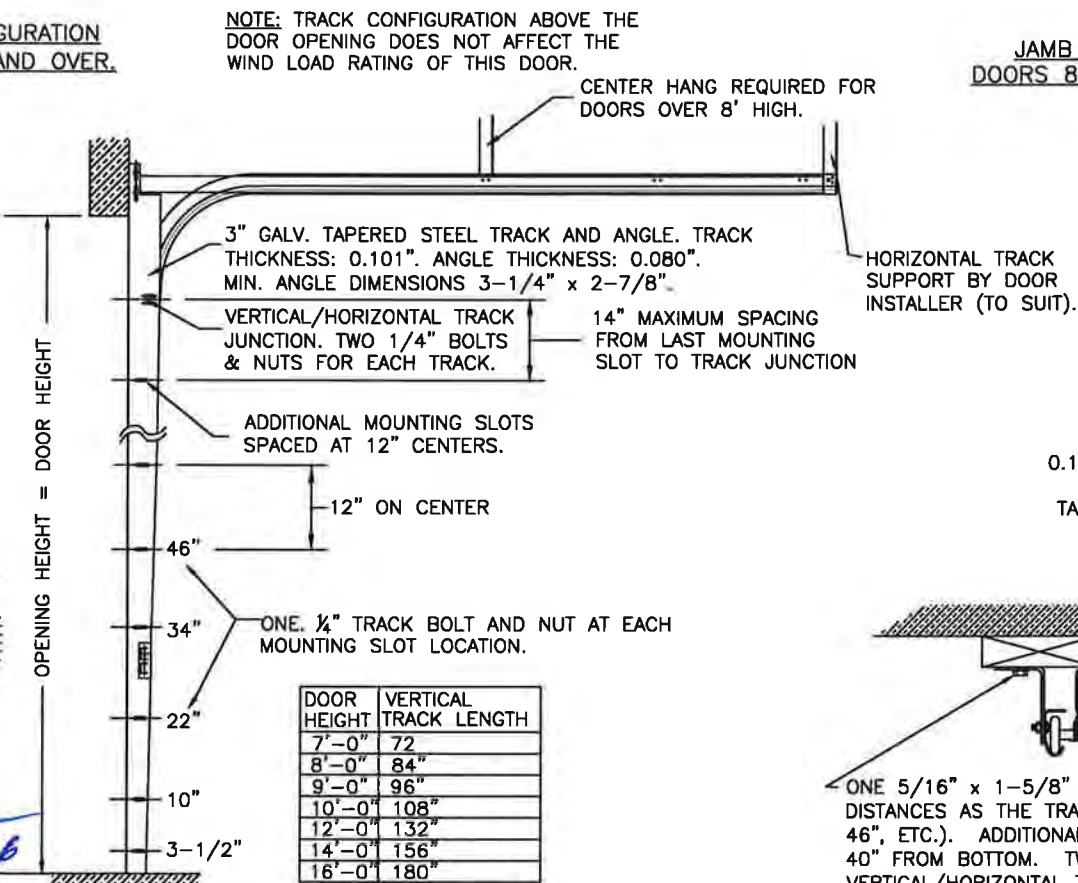
PREPARATION OF JAMBS BY OTHERS.

LHR BRACKET (2-1/2" x 5-3/4" x 12GA)
ATTACHED WITH (2) 1/4" x 3/4" SELF TAPPING
SCREWS. NOTE THAT LHR BRACKETS ARE ALSO
USED WITH "DOUBLE END STILE" AS SHOWN IN
ZONE B-3 SHEET 1.

DOUBLE TRACK
LOW HEADROOM OPTION
(AVAIL. FOR BOTH 2" AND 3" TRACK)

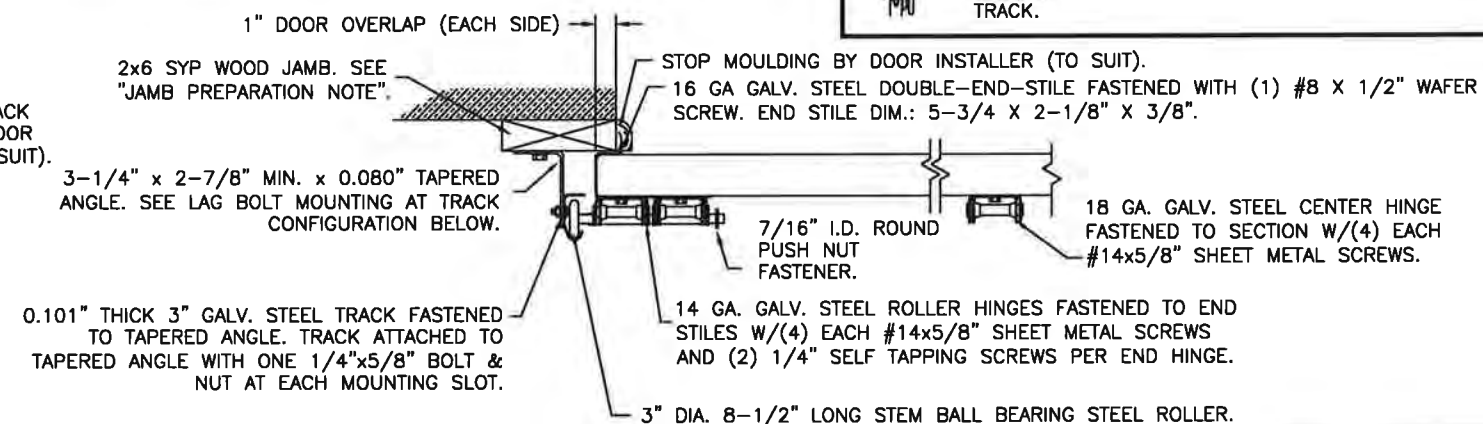


3" TRACK CONFIGURATION
DOORS 800 LBS AND OVER.



DOOR HEIGHT	VERTICAL TRACK LENGTH
7'-0"	72"
8'-0"	84"
9'-0"	96"
10'-0"	108"
12'-0"	132"
14'-0"	156"
16'-0"	180"

JAMB CONFIGURATION
DOORS 800 LBS AND OVER.



SECTION C-C

PREPARATION OF JAMBS BY OTHERS.

DESIGN LOADS: +38.0 P.S.F. & -42.0 P.S.F.

Unless Stated Otherwise
TOLERANCES are
.0 = ±.031
.00 = ±.015
.000 = ±.005
.0000 = ±.001
Degrees = ±1/2°
Unless Stated Otherwise
DIMENSIONS ARE IN INCHES.

Glopay CORPORATION
8585 Duke Boulevard
Mason, OH 45040 USA
Tel. No. 513-770-4800
Fax No. 513-770-4853


DESCRIPTION: 2" GALLERY EPS DOORS 18"2"W (SEE TABLE)

DRAWN BY: MWW	DATE: 1/20/17	SCALE: NTS	DWG. SIZE: B
CHECKED BY: MWW	DATE: 1/20/17	SHEET 3 OF 3	VER: MD
DWG. NO.: 104810			

MANUFACTURING PRODUCT CODE
DSIE-1F471

PART NO.: N/A

WINDLOAD RATING
W6 DP38T



DESIGN ENGINEER: *[Signature]*
JAMES D. WHEELER, P.E.
FLORIDA LICENSE No. 91932