



DEPARTMENT OF REGULATORY AND ECONOMIC RESOURCES (RER)
BOARD AND CODE ADMINISTRATION DIVISION

NOTICE OF ACCEPTANCE (NOA)

MIAMI-DADE COUNTY
PRODUCT CONTROL SECTION
11805 SW 26 Street, Room 208
Miami, Florida 33175-2474
T (786) 315-2590 F (786) 315-2599

www.miamidade.gov/economy

Clopay Corporation
8585 Duke Boulevard
Mason, OH 45040

SCOPE:

This NOA is being issued under the applicable rules and regulations governing the use of construction materials. The documentation submitted has been reviewed and accepted by Miami-Dade County RER-Product Control Section to be used in Miami-Dade County and other areas, where allowed by the Authority Having Jurisdiction (AHJ).

This NOA shall not be valid after the expiration date stated below. The Miami-Dade County Product Control Section (In Miami-Dade County) and/or the AHJ (in areas other than Miami-Dade County) reserve the right to have this product or material tested for quality assurance purposes. If this product or material fails to perform in the accepted manner, the manufacturer will incur the expense of such testing and the AHJ may immediately revoke, modify, or suspend the use of such product or material within their jurisdiction. RER reserves the right to revoke this acceptance if it is determined by Miami-Dade County Product Control Section that this product or material fails to meet the requirements of the applicable building code.

This product is approved as described herein and has been designed to comply with the Florida Building Code, including the High Velocity Hurricane Zone.

DESCRIPTION: Modern 2in Intellicore W8 DP46T Steel Sectional Garage Door up to 14ft-2in Wide w/ Optional Impact Resistant Lites

APPROVAL DOCUMENT: Drawing No. **105019**, titled “Modern Steel 2” Intellicore +46/-52 psf to 14’ Wide”, sheets 1 through 4 of 4, dated 07/14/2016, with revision **04** dated 10/09/2025, prepared by Clopay Corporation, signed and sealed by James D. Wheeler, P.E. on 05/21/2026, bearing the Miami-Dade County Product Control revision stamp with the Notice of Acceptance number and the expiration date by the Miami-Dade County Product Control Section.

MISSILE IMPACT RATING: Large and Small Missile Impact Resistant

LABELING: A permanent label with the manufacturer’s name or logo, manufacturing address, model number, the positive and negative design pressure rating, indicate impact rated if applicable, installation instruction drawing reference number, approval number (NOA), the applicable test standards, and the statement reading ‘Miami-Dade County Product Control Approved’ is to be located on the door’s side track, bottom angle, or inner surface of a panel.

RENEWAL of this NOA shall be considered after a renewal application has been filed and there has been no change in the applicable building code negatively affecting the performance of this product.

TERMINATION of this NOA will occur after the expiration date or if there has been a revision or change in the materials, use, and/or manufacture of the product or process. Misuse of this NOA as an endorsement of any product, for sales, advertising or any other purposes shall automatically terminate this NOA. Failure to comply with any section of this NOA shall be cause for termination and removal of NOA.

LIMITATION: This approval requires the manufacturer to do testing of all coils used to fabricate door panels. A minimum of 2 specimens shall be cut from each coil and tensile tested according to ASTM E-8 by a Miami-Dade County approved laboratory. Every 3 months, the manufacturer shall mail to this office a copy of the tested reports. Only coils with average yield strength of 30,000 psi or more shall be used to make door panels for Miami-Dade County under this Notice of Acceptance.

ADVERTISEMENT: The NOA number preceded by the words Miami-Dade County, Florida, and followed by the expiration date may be displayed in advertising literature. If any portion of the NOA is displayed, then it shall be done in its entirety.

INSPECTION: A copy of this entire NOA shall be provided to the user by the manufacturer or its distributors and shall be available for inspection at the job site at the request of the Building Official.

This NOA **revises NOA #23-0928.58** and consists of this page 1 and evidence pages E-1, E-2, E-3, E-4 and E-5, as well as approval document mentioned above.

The submitted documentation was reviewed by **Carlos M. Utrera, P.E.**



06/10/2026

NOA-No. 26-0313.10
Expiration Date: November 29, 2031
Approval Date: June 18, 2026
Page 1

NOTICE OF ACCEPTANCE: EVIDENCE SUBMITTED

1. EVIDENCE SUBMITTED UNDER NOA # 16-0808.11

A. DRAWINGS

1. Drawing No. **105019**, titled "Modern Steel 2" Intellicore +46/-52 psf to 14' Wide", sheets 1 through 4 of 4, dated 07/14/2016, prepared by Clopay Building Products Company, signed and sealed by Mark Westerfield, P.E.

B. TESTS

1. Test reports on
 - 1) Uniform Static Air Pressure Test, Loading per FBC TAS 202-94
 - 2) Large Missile Impact Test per FBC, TAS 201-94
 - 3) Cyclic Wind Pressure Loading per FBC, TAS 203-94
 - 4) Forced Entry Test, per FBC, TAS 202-94
 - 5) Tensile Test per ASTM E8along with marked-up drawings and installation diagram of 14'2"x 8', 27ga (0.016") steel garage doors Model 9202W8 with Lexan polycarbonate windows, prepared by American Test Lab, Inc., Test Report No. **ATLNC 0514.01-15**, dated 05/27/2015, signed and sealed by David W. Johnson, P.E.
2. Test reports on
 - 1) Uniform Static Air Pressure Test, Loading per FBC TAS 202-94
 - 2) Large Missile Impact Test per FBC, TAS 201-94
 - 3) Cyclic Wind Pressure Loading per FBC, TAS 203-94
 - 4) Forced Entry Test, per FBC, TAS 202-94
 - 5) Tensile Test per ASTM E8along with marked-up drawings and installation diagram of 16'2"x 8', 27ga steel garage door Model GD2LPW8 with MAK SL and/or MAK 15 windows, prepared by American Test Lab, Inc., Test Report No. **ATLNC 1105-01-13**, dated 01/14/2014, signed and sealed by David W. Johnson, P.E.
3. Test report on Salt Spray per ASTM B117 of painted G40 galvanized painted and G90 panels, prepared by Fenestration Testing Laboratory, Inc., Test Report No. **7890**, dated 10/01/2014, signed by Idalmis Ortega, P.E.

C. CALCULATIONS

1. Jamb anchor calculations prepared by Clopay Building Products Company, dated 07/14/2016, signed and sealed by Mark Westerfield, P.E.

D. QUALITY ASSURANCE

1. Miami-Dade Department of Regulatory and Economic Resources (RER).



Carlos M. Utrera, P.E.
Product Control Examiner
NOA-No. 26-0313.10
Expiration Date: November 29, 2031
Approval Date: June 18, 2026

NOTICE OF ACCEPTANCE: EVIDENCE SUBMITTED

E. MATERIAL CERTIFICATIONS

1. Notice of Acceptance No. **15-0915.08** issued to SABIC Innovative Plastics, US LLC for their Lexan Polycarbonate Sheet Products, approved on 12/10/2015, expiring on 07/17/2018.
2. Notice of Acceptance No. **17-0410.01** issued to Covestro LLC for their Makrolon Polycarbonate Sheets, approved on 06/08/2017, expiring on 08/27/2022.
3. Test report on Surface Burning Characteristics, per ASTM E84 of the polyurethane foam insulation, prepared by QAI Laboratories, Test Report No. **RJ2814-3**, dated 10/14/2013, signed by Greg Banasky.
4. Test report on Ignition Temperature of Plastics of the polyurethane foam insulation per ASTM D1929, prepared by UL LLC, Test Report No. **4786399941/ R5692**, dated 05/20/2014, signed by James Smith.

F. STATEMENTS

1. Statement letter of code conformance to 5th edition (2014) FBC issued by Clopay Building Products Company, dated 07/14/2016, signed and sealed by Mark Westerfield, P.E.
2. Statement letter of no financial interest issued by Clopay Building Products Company, dated 07/14/2016, signed and sealed by Mark Westerfield, P.E.

2. EVIDENCE SUBMITTED UNDER NOA # 17-0809.33

A. DRAWINGS

1. Drawing No. **105019**, titled "Modern Steel 2" Intellicore +46/-52 psf to 14' Wide", sheets 1 through 4 of 4, dated 07/14/2016, with revision 1 dated 07/18/2017, prepared by Clopay Building Products Company, signed and sealed by Mark Westerfield, P.E.

B. TESTS

1. None.

C. CALCULATIONS

1. None.

D. QUALITY ASSURANCE

1. Miami-Dade Department of Regulatory and Economic Resources (RER).

E. MATERIAL CERTIFICATIONS

1. None.

F. STATEMENTS

1. Statement letter of code conformance to 2010, 5th Edition (2014) and 6th Edition (2017) FBC issued by Clopay Building Products Company, dated 08/02/2017, signed and sealed by Mark Westerfield, P.E.



Carlos M. Utrera, P.E.
Product Control Examiner
NOA-No. 26-0313.10

Expiration Date: November 29, 2031
Approval Date: June 18, 2026

Clopay Corporation

NOTICE OF ACCEPTANCE: EVIDENCE SUBMITTED

3. EVIDENCE SUBMITTED UNDER NOA # 20-0922.28

A. DRAWINGS

1. Drawing No. **105019**, titled “Modern Steel 2” Intellicore +46/-52 psf to 14’ Wide”, sheets 1 through 4 of 4, dated 07/14/2016, with revision **02** dated 08/25/2020, prepared by Clopay Corporation, dated 09/10/2020, signed and sealed by Mark Westerfield, P.E.

B. TESTS

1. None.

C. CALCULATIONS

1. None.

D. QUALITY ASSURANCE

1. Miami-Dade Department of Regulatory and Economic Resources (RER).

E. MATERIAL CERTIFICATIONS

1. None.

F. STATEMENTS

1. Statement letters of code conformance to **6th Edition (2017) and 7th Edition (2020) FBC**, issued by Clopay Corporation, dated 09/15/2020, signed and sealed by Mark Westerfield, P.E.
2. Certificate of amendment changing the company name from Clopay Building Products Company, Inc. to Clopay Corporation, issued by the State of Delaware, dated 08/27/2019.

4. EVIDENCE SUBMITTED UNDER PREVIOUS APPROVAL #21-0803.01

A. DRAWINGS

1. Drawing No. **105019**, titled “Modern Steel 2” Intellicore +46/-52 psf to 14’ Wide”, sheets 1 through 4 of 4, dated 07/14/2016, with revision **02** dated 08/25/2020, prepared by Clopay Corporation, dated 09/10/2020, signed and sealed by Mark Westerfield, P.E. on 07/28/2021.

B. TESTS

1. None.

C. CALCULATIONS

1. None.

D. QUALITY ASSURANCE

1. Miami-Dade Department of Regulatory and Economic Resources (RER).



Carlos M. Utrera, P.E.
Product Control Examiner
NOA-No. 26-0313.10
Expiration Date: November 29, 2031
Approval Date: June 18, 2026

Clopay Corporation

NOTICE OF ACCEPTANCE: EVIDENCE SUBMITTED

E. MATERIAL CERTIFICATIONS

1. None.

F. STATEMENTS

1. Statement letter of code conformance to the 7th Edition (2020) of the FBC, issued by Clopay Corporation, dated 07/28/2021, signed and sealed by Mark Westerfield, P.E.
2. Statement letter of no financial interest, issued by Clopay Corporation, dated 07/28/2021, signed and sealed by Mark Westerfield, P.E.

5. EVIDENCE SUBMITTED UNDER PREVIOUS APPROVAL # 23-0928.58

A. DRAWINGS

1. Drawing No. **105019**, titled “Modern Steel 2” Intellicore +46/–52 psf to 14’ Wide”, sheets 1 through 4 of 4, dated 07/14/2016, with revision **03** dated 09/06/2023, prepared by Clopay Corporation, signed and sealed by Mark Westerfield, P.E. on 09/14/2023.

B. TESTS

1. None.

C. CALCULATIONS

1. None.

D. QUALITY ASSURANCE

1. Miami-Dade Department of Regulatory and Economic Resources (RER).

E. MATERIAL CERTIFICATIONS

1. None.

F. STATEMENTS

1. Statement letter of code conformance to the 7th Edition (2020) and 8th Edition (2023) of the FBC, issued by Clopay Corporation, dated 09/15/2023, signed and sealed by Mark Westerfield, P.E.
2. Statement letter of no financial interest, issued by Clopay Corporation, dated 09/15/2023, signed and sealed by Mark Westerfield, P.E.



Carlos M. Utrera, P.E.
Product Control Examiner
NOA-No. 26-0313.10
Expiration Date: November 29, 2031
Approval Date: June 18, 2026

NOTICE OF ACCEPTANCE: EVIDENCE SUBMITTED

6. NEW EVIDENCE SUBMITTED

A. DRAWINGS

1. Drawing No. **105019**, titled “Modern Steel 2” Intellicore +46/-52 psf to 14’ Wide”, sheets 1 through 4 of 4, dated 07/14/2016, with revision **04** dated 10/09/2025, prepared by Clopay Corporation, dated 09/10/2020, signed and sealed by James D. Wheeler, P.E. on 05/21/2026.

B. TESTS

1. Test reports on 1) Uniform Static Air Pressure Test, Loading per FBC TAS 202-94
2) Large Missile Impact Test per FBC, TAS 201-94
3) Cyclic Wind Pressure Loading per FBC, TAS 203-94
4) Forced Entry Test, per FBC, TAS 202-94
5) Tensile Test per ASTM E8

Along with marked-up drawings and installation diagram of 9’x 8’, 27ga steel garage door Model GD2LP W8 with ¼” thick Polycarbonate windows, prepared by American Test Lab, Inc., Test Report No. **ATLNC 0902.01-25**, dated 10/15/2025, signed and sealed by David W. Johnson, P.E. on 10/20/2025.

C. CALCULATIONS

1. **None.**

D. QUALITY ASSURANCE

1. Miami-Dade Department of Regulatory and Economic Resources (RER).

E. MATERIAL CERTIFICATIONS

1. NOA-No. **26-0410.01** issued to F&S US LLC for their Lexan Polycarbonate Sheet Products, approved on 05/14/2026, expiring on 04/01/2031.
2. NOA-No. **24-0205.09** issued to Plaskolite, LLC for their TUFFAK Polycarbonate Sheets, approved on 05/09/2024, expiring on 8/27/2027.
3. Test report on Surface Burning Characteristics, per ASTM E84-21a of the Elastopor 53021R Polyurethane Foam, Test Report No. **BASF(639)030623-71BR1**, prepared by ICC-NTA, LLC, dated 03/27/2023, signed by Glenn Schwabe.
4. Test report on Ignition Temperature, per ASTM D1929-2023 of the IC1 EP50279, Test Report No. **105638072MID-001A**, prepared by Intertek, dated 11/16/2023, signed by Sandy Osborne.



Carlos M. Utrera, P.E.
Product Control Examiner
NOA-No. 26-0313.10
Expiration Date: November 29, 2031
Approval Date: June 18, 2026

The following pages in this document were submitted by the manufacturer (third party) to represent the product being approved and establish the limits of use. The pages may include technical drawings, schematics and installation details.

BRAND	MODERN STEEL		COMMERCIAL DOORS	
	FLUSH	GROOVED	FLUSH	GROOVED
CLOPAY	9208, HDPC2	9209, HDPCR2	3728	3729
HOLMES	7208	7209	--	C7R20

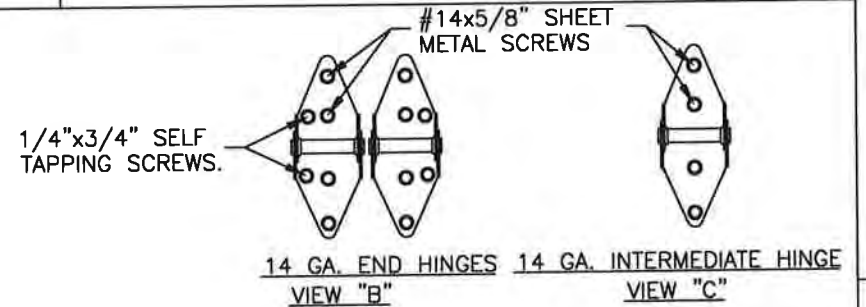
SHEET:
1 OF 4

REVISIONS					
REV. NO.	ZONE	DATE	ECN NO.	APPVD	DESCRIPTION
02	-	8/25/20	-	MWW	UPDATED TITLE BLOCK AND CODE COMPLIANCE STATEMENT TO 7TH
03	-	9/6/23	-	JDW	UPDATED CODE COMPLIANCE STATEMENT TO ADD 8TH EDITION FBC.
04	-	10/9/25	-	DH	REVISED IMPACT RESISTANT GLAZING DETAILS

MIXED GLAZING SHOWN.

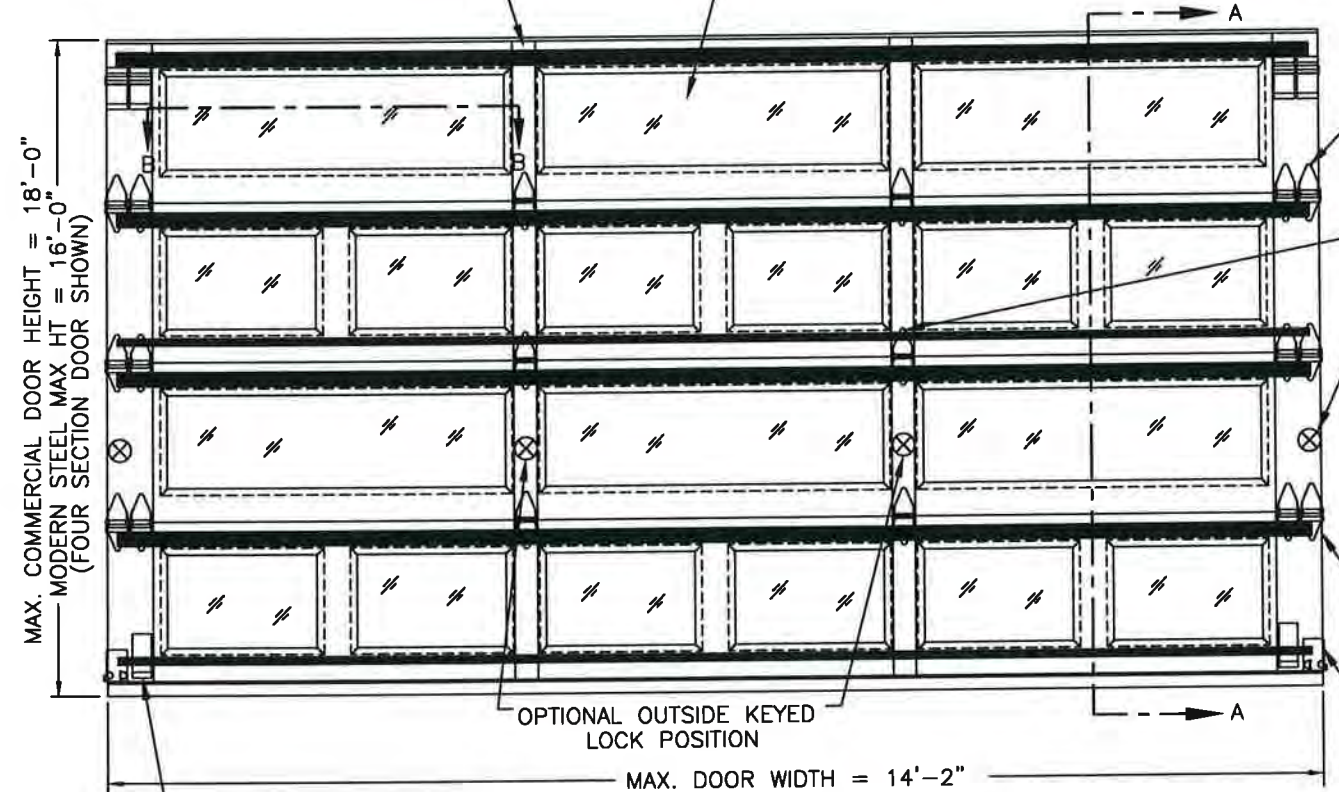
(1) 20 GA. BACKER EXTERNAL PLATE AT EACH INTERMEDIATE HINGE LOCATION, ATTACHED WITH DOUBLE SIDED ACRYLIC ADHESIVE TO BACK OF DOOR.

OPTIONAL IMPACT RESISTANT GLAZING. MAXIMUM GLAZING SIZE (DLO) IS 39-1/4"x13-1/4". GLAZING MAY BE SHORT-PANEL OR LONG-PANEL. SEE SECTION B-B ON SHEET 2 FOR DETAILS. GLAZING MAY BE INSTALLED IN ANY LOCATION IN ANY OR ALL SECTIONS.

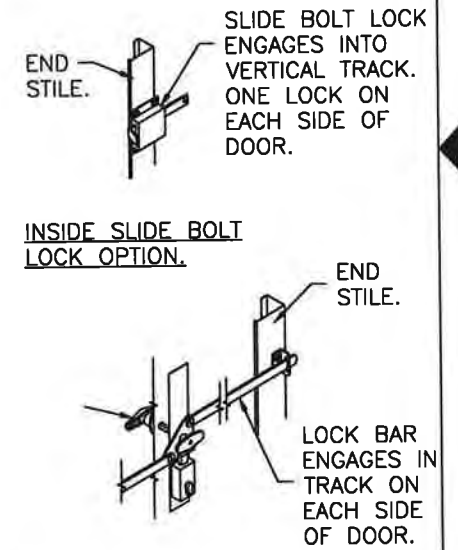


DOOR HEIGHT	# OF SECTIONS	# OF U-BARS	# OF T-STRUTS
6'3" TO 8'0"	4	2	4
8'3" TO 10'0"	5	3	5
10'3" TO 12'0"	6	3	6
12'3" TO 14'0"	7	4	7
14'3" TO 16'0"	8	4	8
16'3" TO 18'0"	9	5	9

MAX SECTION HEIGHT: 24"




SEE END HINGE VIEW B.
SEE INTERM. HINGE VIEW C.
TWO POINT LOCKING INTO TRACK.
4" T-STRUT.
3" U-BAR.
SNAP LATCH ENGAGES ONTO VERTICAL TRACK. ONE SNAP LATCH ON EACH SIDE OF DOOR.



OPTIONAL OUTSIDE KEYED LOCK POSITION
MAX. DOOR WIDTH = 14'-2"
MAX. OPENING WIDTH = 14'-0". SEE JAMB NOTES ON SHEET 4.
(2) LHR TOP BRACKETS USED AS INNER BOTTOM BRACKET.
(1) 3-IN ROLLER CARRIER USED WITH 3" TRACK.

REPRESENTATIVE GLAZING PATTERNS.



GLAZING MAY BE IN ANY LOCATION IN ANY OR ALL SECTIONS. THESE PATTERNS ARE REPRESENTATIVE OF THE APPROVED CONFIGURATIONS. NOT ALL CONFIGURATIONS ARE AVAILABLE AS STANDARD PRODUCT. CONSULT FACTORY FOR DETAILS.

THIS PRODUCT CONFORMS TO THE REQUIREMENTS OF 7TH AND 8TH EDITION OF THE FLORIDA BUILDING CODE



DESIGN ENGINEER:
JAMES D. WHEELER, P.E.
FLORIDA P.E. #91932

PRODUCT REVISED
as complying with the Florida Building Code
NOA-No. 26-0313.10
Expiration Date 11/29/2031
By *[Signature]*
Miami-Dade Product Control



DESIGN LOADS: +46.0 PSF & -52.0 PSF

Unless Stated Otherwise TOLERANCES are

.0	= ±.031
.00	= ±.015
.000	= ±.005
.0000	= ±.001
Degrees	= ±1/2"

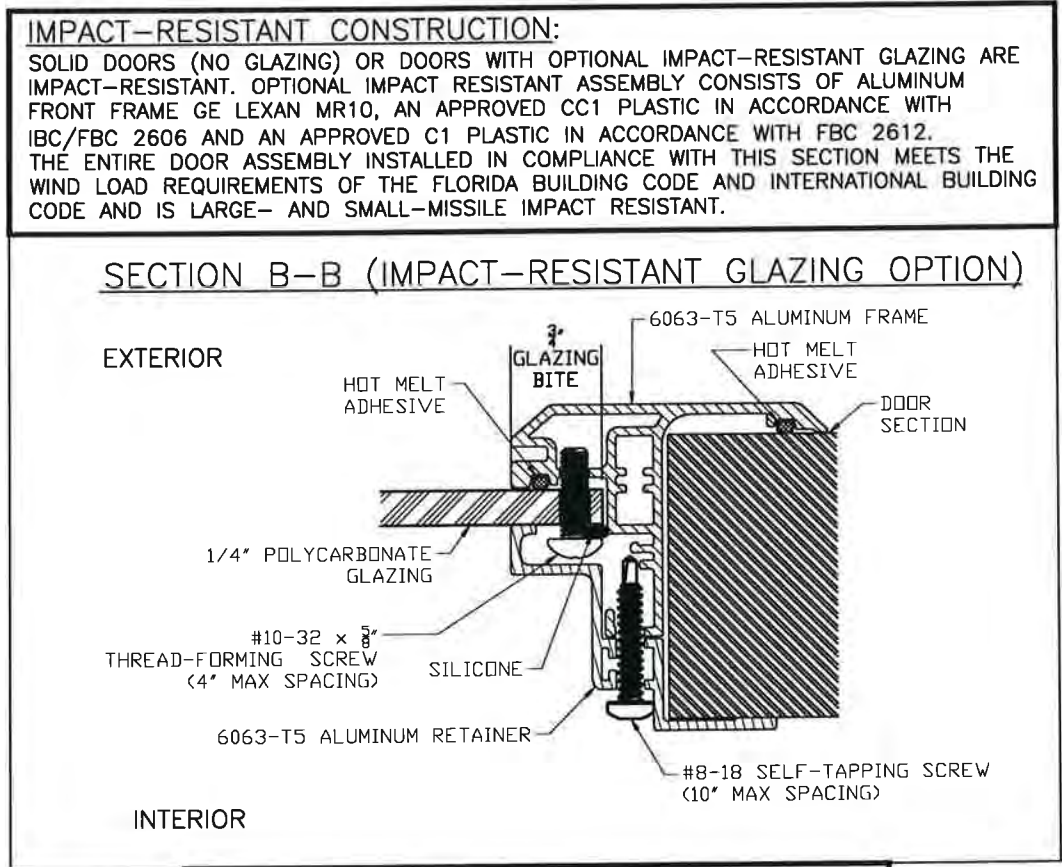
Unless Stated Otherwise DIMENSIONS ARE IN INCHES.

Glopay CORPORATION
8585 Duke Boulevard
Mason, OH 45040 USA
Tel. No. 513-770-4800
Fax No. 513-770-4853

MANUFACTURING PRODUCT CODE DSIUA-1F477	PART NO.: N/A	WINDLOAD RATING W8 DP46T
DESCRIPTION: MODERN STEEL 2" INTELLICORE +46/-52 PSF TO 14' W	DRAWN BY: SH	DATE: 12/2015
CHECKED BY: MWW	DATE: 7/14/16	SCALE: NTS
DWG. NO.: 105019	SHEET 1 OF 4	DWG. SIZE B
VER: M-D		

BRAND	MODERN STEEL		COMMERCIAL DOORS	
	FLUSH	GROOVED	FLUSH	GROOVED
CLOPAY	9208, HDPC2	9209, HDPCR2	3728	3729
HOLMES	7208	7209	--	C7R20

SHEET:		REVISIONS				
REV. NO.	ZONE:	DATE:	ECN NO.	APPVD:	DESCRIPTION	
2 OF 4	04	-	-	-	SEE REVISION HISTORY ON SHEET ONE.	



IMPACT-RESISTANT GLAZING DETAILS

PRODUCT REVISED
 as complying with the Florida Building Code
 NOA-No. 26-0313.10
 Expiration Date 11/29/2031
 By *[Signature]*
 Miami-Dade Product Control

MANUFACTURING PRODUCT CODE
 DSIUA-1F477
 PART NO.: N/A

DESIGN LOADS: +46.0 PSF & -52.0 PSF


Unless Stated Otherwise
 TOLERANCES are
 .0 = ±.031
 .00 = ±.015
 .000 = ±.005
 .0000 = ±.001
 Degrees = ±1/2'
 Unless Stated Otherwise
 DIMENSIONS ARE IN INCHES.

Clopay CORPORATION
 8585 Duke Boulevard
 Mason, OH 45040 USA
 Tel. No. 513-770-4800
 Fax No. 513-770-4853

DESCRIPTION: MODERN STEEL 2" INTELLICORE +46/-52 PSF TO 14' W

DRAWN BY: SH DATE: 12/2015 SCALE: NTS DWG. B
 CHECKED BY: MWW DATE: 7/14/16 SHEET 2 OF 4 SIZE B
 DWG. NO.: 105019 VER: M-D

WINDLOAD RATING
W8 DP46T



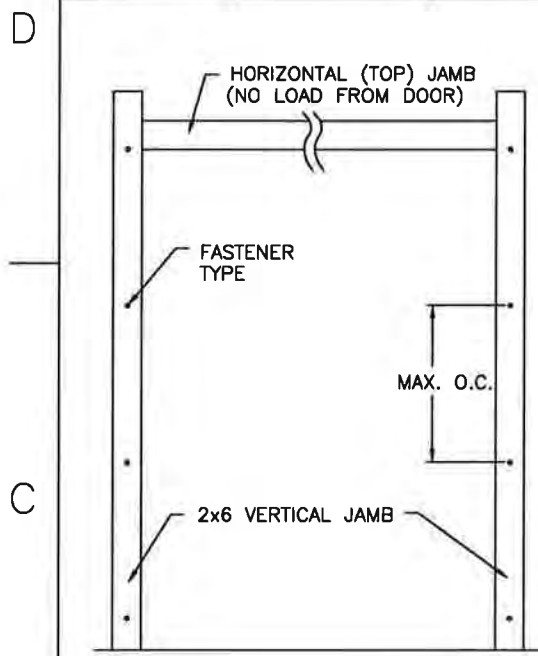
DESIGN ENGINEER:
 JAMES D. WHEELER, P.E.
 FLORIDA P.E. #91932

[Handwritten Signature]
 5/21/26

BRAND	MODERN STEEL		COMMERCIAL DOORS	
	FLUSH	GROOVED	FLUSH	GROOVED
CLOPAY	9208, HDPC2	9209, HDPCR2	3728	3729
HOLMES	7208	7209	--	C7R20

SHEET:
3 OF 4

REVISIONS					
REV. NO.	ZONE	DATE	ECN NO.	APPVD	DESCRIPTION
04	-	-	-	-	SEE REVISION HISTORY ON SHEET ONE.



JAMB TO SUPPORTING STRUCTURE ATTACHMENT

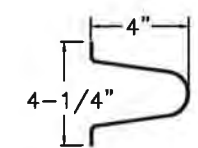
- NOTES:**
1. ALL THE LOAD FROM THE DOOR IS TRANSFERRED TO THE TRACK AND THEN FROM THE TRACK TO THE 2x6 VERTICAL SYP (GRADE #2 OR BETTER) JAMBS. NO LOAD FROM THE DOOR IS TRANSFERRED TO THE HORIZONTAL (TOP) JAMB.
 2. EACH VERTICAL JAMB SEES A MAXIMUM DESIGN LOAD OF +322 LB & -364 LB. PER LINEAR FOOT OF JAMB.
 3. ALL JAMB FASTENERS MAY BE (BUT ARE NOT REQUIRED TO BE) COUNTERSUNK TO PROVIDE A FLUSH MOUNTING SURFACE.
 4. A 1/3 STRESS INCREASE FOR WIND LOAD WAS NOT USED IN THE CALCULATION OF ALLOWABLE LOADS FOR ANCHORS AND FASTENERS FOR STEEL, CONCRETE AND MASONRY.

NOTE: 2x6 WOOD JAMBS ARE NOT REQUIRED WITH CONTINUOUS ANGLE MOUNT TRACK. HOWEVER, IF DESIRED ON STEEL JAMBS OR CONCRETE OR BLOCK WALLS, APPROVED FASTENERS AS DETAILED BELOW SHOULD BE INCREASED IN LENGTH BY 1-1/2" AND INSTALLED DIRECTLY THROUGH THE ANGLE AND 2x6 WOOD JAMBS INTO THE STEEL JAMBS OR CONCRETE OR BLOCK WALLS. ANCHORS CAN BE (BUT ARE NOT REQUIRED TO BE) COUNTERSUNK TO PROVIDE A FLUSH MOUNTING SURFACE. CONTINUOUS ANGLE TRACK CAN BE ANCHORED DIRECTLY TO GROUT REINFORCED BLOCK WALL OR 3,000 PSI MIN. CONCRETE COLUMN OR STEEL JAMBS.

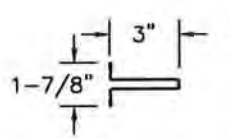
2x6 JAMB TO SUPPORTING STRUCTURE ATTACHMENT
(NOT TO BE USED FOR ATTACHMENT OF TRACK ANGLE TO 2x6 VERTICAL JAMBS)

BUILDING TYPE	FASTENER TYPE	MAXIMUM ON-CENTER DISTANCE BETWEEN FASTENERS*	STEEL WASHERS REQUIRED
HOLLOW CMU BLOCK WALL	1/4" x 1-1/4" MIN. EMBED ULTRACON CONCRETE ANCHOR	5'	1' O.D.
GROUT-FILLED CMU BLOCK	1/4" x 1-3/4" MIN. EMBED ULTRACON CONCRETE ANCHOR	8 1/2'	1' O.D.
2000 PSI MIN. CONCRETE	1/4" x 1-3/4" MIN. EMBED ULTRACON CONCRETE ANCHOR	17 1/2'	1' O.D.
2000 PSI MIN. CONCRETE	1/4" x 1-3/4" MIN. EMBED TAPCON CONCRETE ANCHOR	16 1/2'	1' O.D.
2000 PSI MIN. CONCRETE	3/8" X 1-3/4" MIN. EMBED WEJ-IT ANKR TITE SLEEVE ANCHOR	15 1/2'	INCLUDED
4000 PSI MIN. CONCRETE	3/8" X 1-3/4" MIN. EMBED WEJ-IT ANKR TITE SLEEVE ANCHOR	24'	INCLUDED
WOOD FRAME (SYP 0.55 SG)	1/2" x 3" LAG SCREW (ASTM A307, GRADE A) 1-5/8" EMBED INTO STRUCTURE	16 3/4'	1' O.D.
14GA STEEL (0.060" MIN.)	1/4"-14 x 1" ITW BUILDDEX TEKS SELF-DRILLING FASTENER	7'	1' O.D.
12GA STEEL (0.105" MIN.)	1/4"-14 x 1" ITW BUILDDEX TEKS SELF-DRILLING FASTENER	12 1/4'	1' O.D.
1/8" STEEL	1/4"-14 x 1" ITW BUILDDEX TEKS SELF-DRILLING FASTENER	14 3/4'	1' O.D.

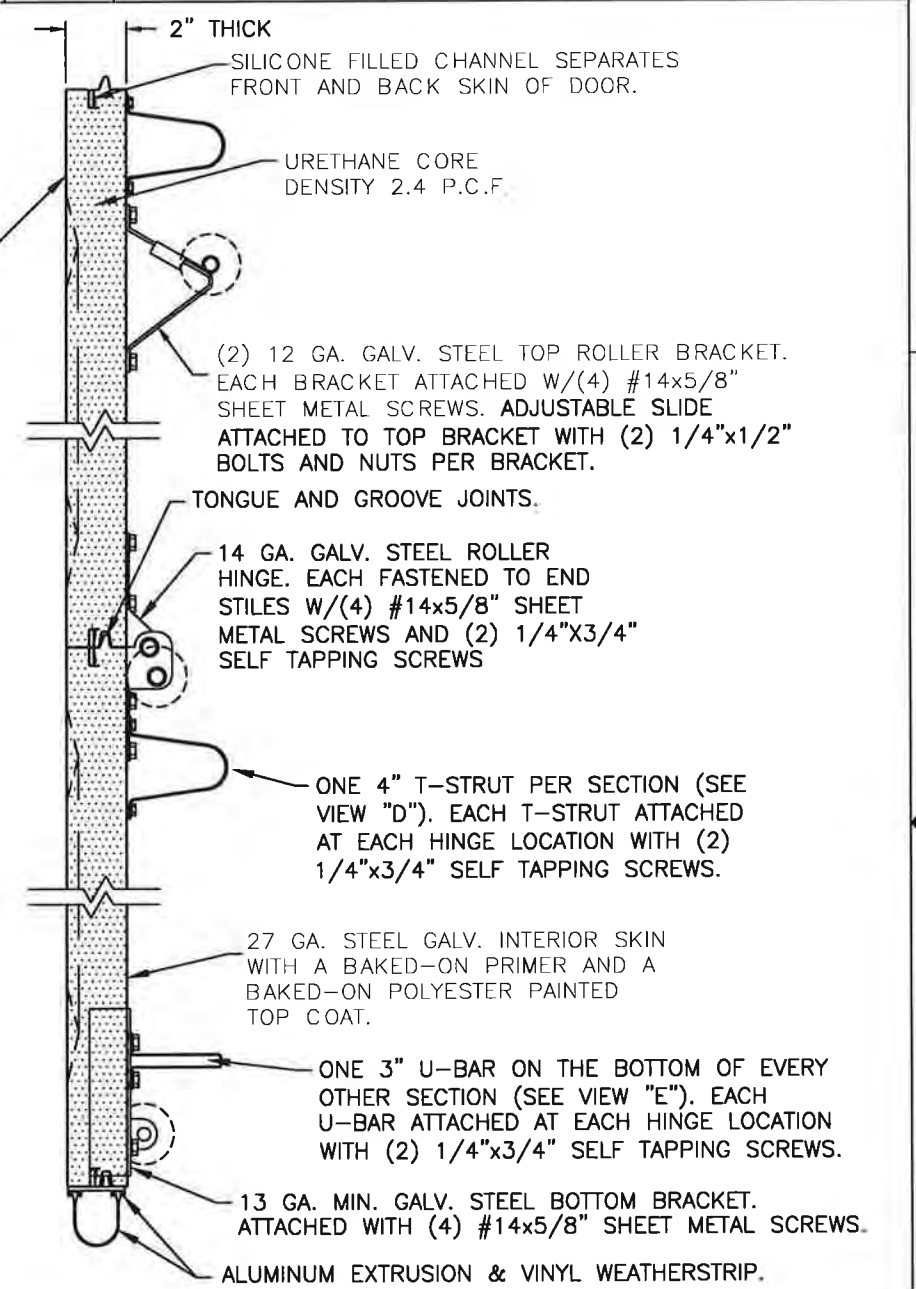
* FIRST (BOTTOM) ANCHOR STARTING AT NO MORE THAN HALF OF THE MAXIMUM ON-CENTER DISTANCE. HIGHEST ANCHOR INSTALLED AT LEAST AS HIGH AS THE DOOR OPENING.
CLOPAY DOES NOT SUPPLY JAMB ATTACHMENT FASTENERS.
MINIMUM DISTANCE BETWEEN CENTER OF ANCHOR AND EDGE OF CONCRETE: 2-1/2", EXCLUDING STUCCO THICKNESS. EXCEPTION FOR TAPCON -- MINIMUM EDGE DISTANCE FOR TAPCON FASTENER IS 1-1/4", EXCLUDING STUCCO THICKNESS.



VIEW "D"
4" TALL TAPER STRUT.
0.062" MIN. GALV. STEEL,
80 KSI MIN.



VIEW "E"
3" TALL U-BAR.
20 GA. MIN. GALV. STEEL,
80 KSI MIN.



SECTION A-A (SIDE VIEW)

DESIGN LOADS: +46.0 PSF & -52.0 PSF

PRODUCT REVISED
as complying with the Florida Building Code
NOA-No. 26-0313.10
Expiration Date 11/29/2031
By *[Signature]*
Miami-Dade Product Control

Unless Stated Otherwise
TOLERANCES are
.0 = ±.031
.00 = ±.015
.000 = ±.005
.0000 = ±.001
Degrees = ±1/2"
Unless Stated Otherwise
DIMENSIONS ARE IN INCHES.

Clopay CORPORATION
8585 Duke Boulevard
Mason, OH 45040 USA
Tel. No. 513-770-4800
Fax No. 513-770-4853

MANUFACTURING PRODUCT CODE
DSIUA-1F477

PART NO.: N/A

WINDLOAD RATING
W8 DP46T

DESCRIPTION: MODERN STEEL 2" INTELICORE +46/-52 PSF TO 14' W	SCALE: NTS	DWG. B
DRAWN BY: SH	DATE: 12/2015	SHEET 3 OF 4
CHECKED BY: MWW	DATE: 7/14/16	VER: M-D
DWG. NO.: 105019		



DESIGN ENGINEER:
JAMES D. WHEELER, P.E.
FLORIDA P.E. #91932

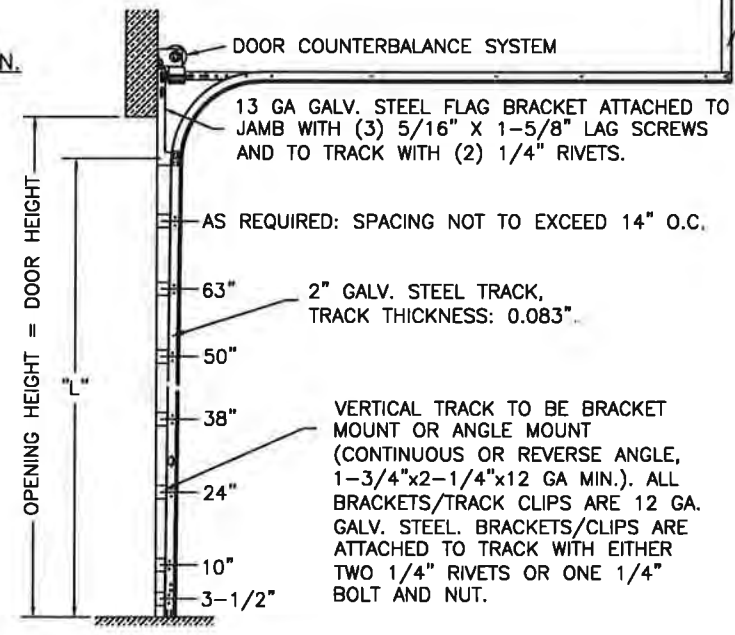
[Handwritten Signature]
5/21/26

BRAND	MODERN STEEL		COMMERCIAL DOORS	
	FLUSH	GROOVED	FLUSH	GROOVED
CLOPAY	9208, HDPC2	9209, HDPCR2	3728	3729
HOLMES	7208	7209	--	C7R20

SHEET: 4 OF 4		REVISIONS				
REV. NO.	ZONE:	DATE:	ECN NO.	APPVD:	DESCRIPTION	
04	-	-	-	-	SEE REVISION HISTORY ON SHEET ONE.	

2" TRACK CONFIGURATION.

NOTE DOUBLE TRACK HEADROOM, HI-LIFT TRACK, FOLLOW-THE-ROOF TRACK, AND VERTICAL LIFT TRACK ARE AVAILABLE OPTIONS. TRACK CONFIGURATION ABOVE THE DOOR OPENING DOES NOT AFFECT THE WIND LOAD RATING.

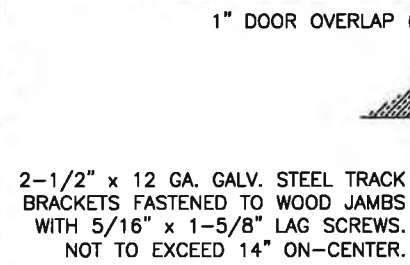


HORIZONTAL TRACK SUPPORT BY DOOR INSTALLER (TO SUIT).

DOOR HEIGHT	"L"
6'-6"	70"
7'-0"	76"
7'-6"	82"
8'-0"	88"
8'-6"	94"
9'-0"	100"
9'-6"	106"
10'-0"	112"
10'-6"	118"
11'-0"	124"
11'-6"	130"
12'-0"	136"
12'-6"	142"
13'-0"	148"
13'-6"	154"
14'-0"	160"
14'-6"	166"
15'-0"	172"
15'-6"	178"
16'-0"	184"

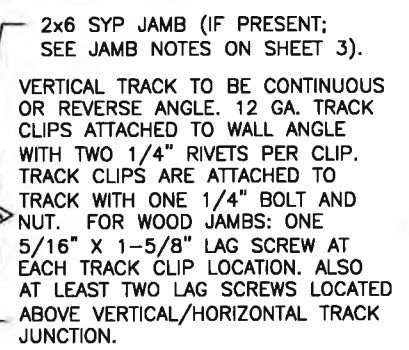
JAMB CONFIGURATION DOORS UP TO 800 LBS.

BRACKET MOUNT JAMB CONFIGURATION



PRODUCT REVISED
as complying with the Florida Building Code
NOA-No. 26-0313.10
Expiration Date 11/29/2031
By *[Signature]*
Miami-Dade Product Control

ANGLE MOUNT JAMB CONFIGURATION



SECTION C-C PREPARATION OF JAMBS BY OTHERS.

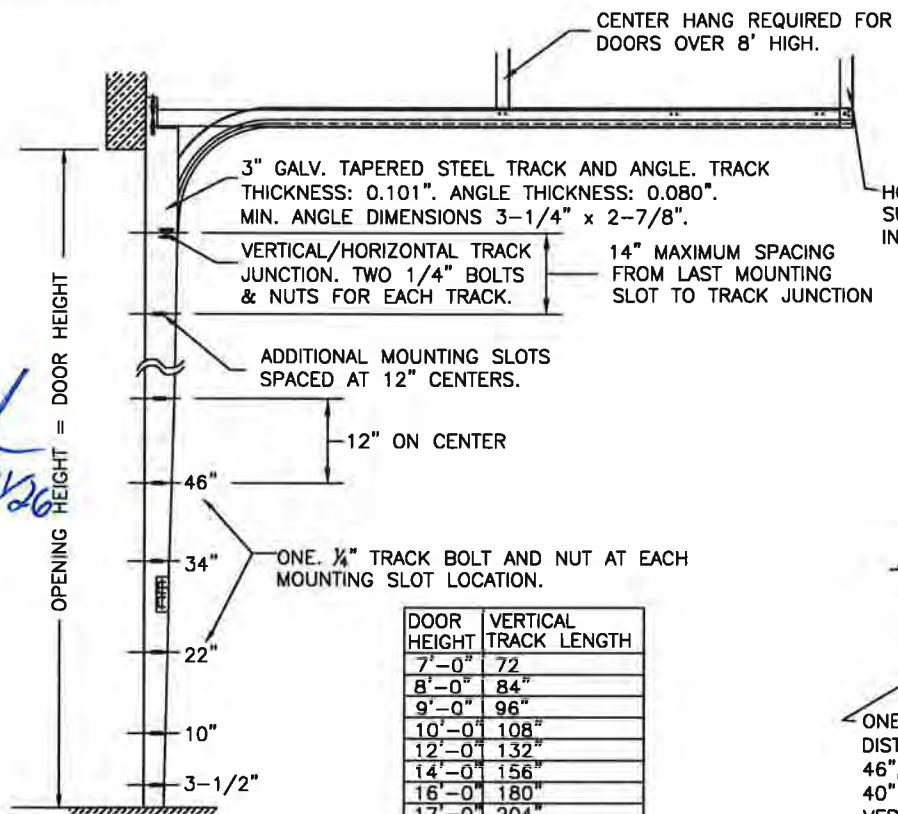
LHR BRACKET (2-1/2" x 5-3/4" x 12GA) ATTACHED WITH (2) 1/4" x 3/4" SELF TAPPING SCREWS. NOTE THAT LHR BRACKETS ARE ALSO USED WITH "DOUBLE END STILE" AS SHOWN IN ZONE B-3 SHEET 1.

DOUBLE TRACK LOW HEADROOM OPTION
(AVAIL. FOR BOTH 2" AND 3" TRACK)



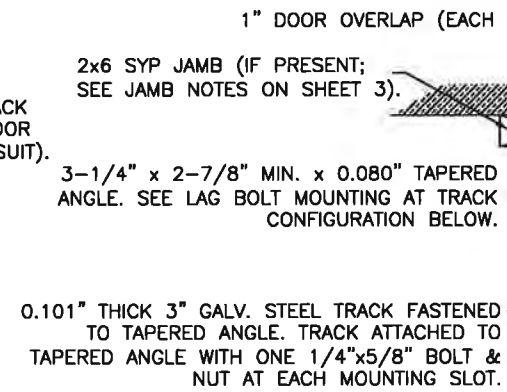
3" TRACK CONFIGURATION.

NOTE DOUBLE TRACK HEADROOM, HI-LIFT TRACK, FOLLOW-THE-ROOF TRACK, AND VERTICAL LIFT TRACK ARE AVAILABLE OPTIONS. TRACK CONFIGURATION ABOVE THE DOOR OPENING DOES NOT AFFECT THE WIND LOAD RATING.



JAMB CONFIGURATION FOR 3" TRACK.

HORIZONTAL TRACK SUPPORT BY DOOR INSTALLER (TO SUIT).



SECTION C-C PREPARATION OF JAMBS BY OTHERS.

DESIGN LOADS: +46.0 PSF & -52.0 PSF

Unless Stated Otherwise TOLERANCES are
.0 = ±.031
.00 = ±.015
.000 = ±.005
.0000 = ±.001
Degrees = ±1/2'

Unless Stated Otherwise DIMENSIONS ARE IN INCHES.

Clopay CORPORATION
8585 Duke Boulevard
Mason, OH 45040 USA
Tel. No. 513-770-4800
Fax No. 513-770-4853

MANUFACTURING PRODUCT CODE
DSIUA-1F477

PART NO.: N/A

WINDLOAD RATING
W8 DP46T

DESCRIPTION: MODERN STEEL 2" INTELICORE +46/-52 PSF TO 14' W	SCALE: NTS	DWG. SIZE B
DRAWN BY: SH	DATE: 12/2015	SHEET 4 OF 4
CHECKED BY: MWW	DATE: 7/14/16	VER: M-D
DWG. NO.: 105019		

[Signature]
JAMES D. WHEELER
LICENSE No. 91932
STATE OF FLORIDA
PROFESSIONAL ENGINEER
DESIGN ENGINEER:
JAMES D. WHEELER, P.E.
FLORIDA P.E. #91932