



DEPARTMENT OF REGULATORY AND ECONOMIC RESOURCES (RER)  
BOARD AND CODE ADMINISTRATION DIVISION

MIAMI-DADE COUNTY  
PRODUCT CONTROL SECTION  
11805 SW 26 Street, Room 208  
Miami, Florida 33175-2474  
T (786) 315-2590 F (786) 315-2599  
[www.miamidade.gov/economy](http://www.miamidade.gov/economy)

**NOTICE OF ACCEPTANCE (NOA)**

**Florida Metal Roofing Products, Inc.**  
**3850 Byron Drive #2**  
**Riviera Beach, FL 33404**

**SCOPE:**

This NOA is being issued under the applicable rules and regulations governing the use of construction materials. The documentation submitted has been reviewed and accepted by Miami-Dade County RER - Product Control Section to be used in Miami-Dade County and other areas where allowed by the Authority Having Jurisdiction (AHJ).

This NOA shall not be valid after the expiration date stated below. The Miami-Dade County Product Control Section (in Miami-Dade County) and/or the AHJ (in areas other than Miami-Dade County) reserve the right to have this product or material tested for quality assurance purposes. If this product or material fails to perform in the accepted manner, the manufacturer will incur the expense of such testing and the AHJ may immediately revoke, modify, or suspend the use of such product or material within their jurisdiction. RER reserves the right to revoke this acceptance, if it is determined by Miami-Dade County Product Control Section that this product or material fails to meet the requirements of the applicable building code.

This product is approved as described herein, and has been designed to comply with the Florida Building Code including the High Velocity Hurricane Zone of the Florida Building Code.

**DESCRIPTION: Florida Metal’s Barrel Tile Roofing System**

**LABELING:** Each unit shall bear a permanent label with the manufacturer's name or logo, city, state and following statement: "Miami-Dade County Product Control Approved", unless otherwise noted herein.

**RENEWAL** of this NOA shall be considered after a renewal application has been filed and there has been no change in the applicable building code negatively affecting the performance of this product.

**TERMINATION** of this NOA will occur after the expiration date or if there has been a revision or change in the materials, use, and/or manufacture of the product or process. Misuse of this NOA as an endorsement of any product, for sales, advertising or any other purposes shall automatically terminate this NOA. Failure to comply with any section of this NOA shall be cause for termination and removal of NOA.

**ADVERTISEMENT:** The NOA number preceded by the words Miami-Dade County, Florida, and followed by the expiration date may be displayed in advertising literature. If any portion of the NOA is displayed, then it shall be done in its entirety.

**INSPECTION:** A copy of this entire NOA shall be provided to the user by the manufacturer or its distributors and shall be available for inspection at the job site at the request of the Building Official.

This NOA revises NOA #25-1216.02 and consists of pages 1 through 10.  
The submitted documentation was reviewed by Alex Tigera.

04/23/26



NOA No.: 26-0331.04  
Expiration Date: 04/13/27  
Approval Date: 04/23/26  
Page 1 of 10

## ROOFING ASSEMBLY APPROVAL

**Category:** Roofing  
**Sub-Category:** Metal, Panels (Non-Structural)  
**Material:** Steel  
**Deck Type:** Wood  
**Maximum Design Pressure:** -204.25 PSF

### TRADE NAMES OF PRODUCTS MANUFACTURED OR LABELED BY APPLICANT:

<u>Product</u>	<u>Dimensions</u>	<u>Test Specifications</u>	<u>Product Description</u>
Barrel Tile Roof Panel with 12" Steps	Length: 2' to 40' Width: 44" Height: 2-½" Thickness: .0235" Min. Yield Strength: 58.7 KSI	TAS 110	Corrosion resistant, galvanized, (Fluoropon 431A886/A792 AZ50- ASTM A653 G 90; Steel, preformed, coated, pre-finished, metal panels simulating a barrel tile profile.
Barrel Tile Roof Panel with 16" Steps	Length: 2' to 40' Width: 44" Height: 2-½" Thickness: .0235"	TAS 110	Corrosion resistant, galvanized, (Fluoropon 431A886/A792 AZ50- ASTM A653 G 90), preformed, coated, pre-finished, metal panels simulating a barrel tile profile.
Trim Pieces	Length: varies Width: varies	TAS 100	Standard flashing and trim pieces. Corrosion resistant (G90-AZ50), galvanized steel with (Fluoropon 431A886/A792 coated.

### MANUFACTURING LOCATION:

- Riviera Beach, FL.

### EVIDENCE SUBMITTED:

<u>Test Agency</u>	<u>Test Identifier</u>	<u>Test Name/Report</u>	<u>Date</u>
Hurricane Test Laboratory, LLC.	0409-0502-08	TAS 125	11/03/08
	0409-0918-05	TAS 125	09/29/05
PRI Asphalt Technologies	PRI05110	TAS 100	01/03/06
Valspar Corporation	VLS-015-02-01	ASTM B 117	05/15/18
	VLS-015-02-01B	ASTM G 155	05/15/18



## APPROVED SYSTEMS:

**SYSTEM A-1:** Florida Metal's Barrel Tile Panel with 12" steps.

**Deck Type:** Wood, Non-insulated

**Deck Description:** New Construction or Re-roof,  $1\frac{9}{32}$ " or greater plywood or wood plank.

**Slope Range:** 2": 12" or greater

---

**Deck Attachment:** In accordance with applicable building code, but in no case it shall be less than # 8 x 1-1/2" screws or 8d annular ring shank nails spaced at 6"o.c. In re-roofing, where deck is less than  $1\frac{9}{32}$ " thick (minimum  $1\frac{5}{32}$ "") the above attachment method must be in addition to existing attachment.

**Underlayment:** Minimum underlayment shall be an ASTM D 226 Type II installed with a minimum 4" side-lap and 6" end-laps. Underlayment shall be fastened with corrosion resistant tin-caps and 12 gauge 1  $\frac{1}{4}$ " annular ring-shank nails, spaced 6"o.c. at all laps and two staggered rows 12"o.c. in the field of the roll or any approved underlayment having a current NOA.

**Valleys:** Valley construction shall be in compliance with Roofing Application Standard RAS 133 and with Florida Metal's Barrel Tile Panel's current published installation instructions. This includes in addition to the 30# felt, the valleys are to be covered with a single piece; by width; of Polyglass TU Plus which was placed on top of the 30# in the valleys.

**Fire Barrier Board:** Any approved fire barrier having a current NOA. Refer to a current fire directory listing for fire ratings of this roofing system assembly as well as the location of the fire barrier within the assembly. See Limitation # 1.

**Metal Panels and Accessories:** Install the "Florida Metal's Barrel Tile Panel with 12" steps" and accessories in compliance with Florida Metal Roofing Product's current published installation instructions and details. Flashing, penetrations, valley construction and other details shall be constructed in compliance with the minimum requirements provided in Roofing Application Standards RAS 133.

Florida Metal's Barrel Tile Panel with 12" steps shall be fastened with a minimum of #9 screws with a hex-washer head with neoprene sealing washer of sufficient length to penetrate through the deck a minimum of  $\frac{3}{16}$ " in the center of each flat valley (14"o.c. horizontally),  $\frac{1}{2}$ " below every tile step. See **Detail A** herein.

Florida Metal Barrel's Tile Panels side laps shall be fastened with a minimum #12-14 x 7/8" self-tapping screw  $\frac{1}{2}$ " below each step. See **Detail A** herein.

**Maximum Uplift Pressure:** -166.75psf. (See System Limitation #2)



**SYSTEM A-2:** Florida Metal's Barrel Tile Panel with 12" steps.  
**Deck Type:** Wood, Non-insulated  
**Deck Description:** New Construction or Re-roof, <sup>19</sup>/<sub>32</sub>" or greater plywood or wood plank.  
**Slope Range:** 2": 12" or greater  
**Maximum Uplift Pressure:** -204.25 psf. (See System Limitation #2)

---

**Deck Attachment:** In accordance with applicable building code, but in no case it shall be less than # 9 x 2-1/2" screws spaced at 6"o.c. In re-roofing, where deck is less than <sup>19</sup>/<sub>32</sub>" thick (minimum <sup>15</sup>/<sub>32</sub>") the above attachment method must be in addition to existing attachment.

**Underlayment:** Minimum underlayment shall be an ASTM D 226 Type II installed with a minimum 4" side-lap and 6" end-laps. Underlayment shall be fastened with corrosion resistant tin-caps and 12 gauge 1 1/4" annular ring-shank nails, spaced 6"o.c. at all laps and two staggered rows 12"o.c. in the field of the roll or any approved underlayment having a current NOA.

**Valleys:** Valley construction shall be in compliance with Roofing Application Standard RAS 133 and with Florida Metal's Barrel Tile Panel's current published installation instructions. This includes in addition to the 30# felt, the valleys are to be covered with a single piece; by width; of Polyglass TU Plus which was placed on top of the 30# in the valleys.

**Fire Barrier Board:** Any approved fire barrier having a current NOA. Refer to a current fire directory listing for fire ratings of this roofing system assembly as well as the location of the fire barrier within the assembly. See Limitation # 1.

**Metal Panels and Accessories:** Install the "Florida Metal's Barrel Tile Panel with 12" steps" and accessories in compliance with Florida Metal Roofing Product's current published installation instructions and details. Flashing, penetrations, valley construction and other details shall be constructed in compliance with the minimum requirements provided in Roofing Application Standards RAS 133.

Florida Metal's Barrel Tile Panel with 12" steps shall be fastened with a minimum of #9 screws with a hex-washer head with neoprene sealing washer of sufficient length to penetrate through the deck a minimum of <sup>3</sup>/<sub>16</sub>" in the center of each flat valley (14" o.c. horizontally), 1/2" below every tile step. See **Detail A** herein.

Florida Metal's Barrel Tile Panels side laps shall be fastened with a minimum #12-14 x 7/8" self-tapping screw 1/2" below each step. See **Detail A** herein.

**Maximum Uplift Pressure:** -204.25 psf. (See System Limitation #2)



<b>SYSTEM B-1:</b>	<b>Florida Metal's Barrel Tile Panel with 16" steps</b>
<b>Deck Type:</b>	Wood, Non-insulated
<b>Deck Description:</b>	New Construction or Re-roof, <sup>15</sup> / <sub>32</sub> " or greater plywood or wood plank.
<b>Slope Range:</b>	2": 12" or greater
<b>Maximum Uplift Pressure:</b>	See Table A Below

---

**Deck Attachment:** In accordance with applicable building code, but in no case it shall be less than # 8 x 1-1/2" screws or 8d annular ring shank nails spaced at 6"o.c. In re-roofing, where deck is less than <sup>19</sup>/<sub>32</sub>" thick (minimum <sup>15</sup>/<sub>32</sub>" ) the above attachment method must be in addition to existing attachment.

**Underlayment:** Minimum underlayment shall be an ASTM D 226 Type II installed with a minimum 4" side-lap and 6" end-laps. Underlayment shall be fastened with corrosion resistant tin-caps and 12 gauge 1 1/4" annular ring-shank nails, spaced 6" o.c. at all laps and two staggered rows 12"o.c. in the field of the roll or any approved underlayment having a current NOA.

**Valleys:** Valley construction shall be in compliance with Roofing Application Standard RAS 133 and with Florida Metal's Barrel Tile Panel's current published installation instructions. This includes in addition to the 30# felt, the valleys are to be covered with a single piece; by width; of Polyglass TU Plus which was placed on top of the 30# in the valleys.

**Fire Barrier Board:** Any approved fire barrier having a current NOA. Refer to a current fire directory listing for fire ratings of this roofing system assembly as well as the location of the fire barrier within the assembly. See Limitation # 1.

**Metal Panels and Accessories:** Install the "Florida Metal Barrel Tile Panel with 16" steps" and accessories in compliance with Florida Metal Roofing Product's current published installation instructions and details. Flashing, penetrations, valley construction and other details shall be constructed in compliance with the minimum requirements provided in Roofing Application Standards RAS 133.

**Field Condition:** Florida Metal's Barrel Tile Panel with 16" steps shall be fastened with a minimum of #9 screws with a hex-washer head with neoprene sealing washer of sufficient length to penetrate through the deck a minimum of <sup>3</sup>/<sub>16</sub>" in the center of each flat valley (14" o.c. horizontally), 1/2" below every tile step. See **Detail B** herein.

Florida Metal's Barrel Tile Panels side laps shall be fastened with a minimum #12-14 x 7/8" self tapping screw 1/2" below each step. See **Detail B and C** herein.

**Maximum Uplift Pressure – Field Condition:** -65.5psf. (See System Limitation #2)



**Perimeter and  
Corner Condition:**

Florida Metal's Barrel Tile Panel with 16" steps shall be fastened with a minimum of #9 screws with a hex-washer head with neoprene sealing washer of sufficient length to penetrate through the deck a minimum of  $\frac{3}{16}$ " in the center of each flat valley (14" o.c. horizontally),  $\frac{1}{2}$ " below every tile step. The panels are additionally fastened using the same #9 screws located at the midpoint of the tile step (8" o.c. vertically, 14" o.c. horizontally) See **Detail C** herein.

**Maximum Uplift  
Pressure –  
Perimeter and  
Corner Condition:**

-106.75psf. (See System Limitation #2)



## SYSTEM LIMITATIONS

1. Fire classification is not part of this acceptance; refer to a current Approved Roofing Materials Directory for fire ratings of this product.
2. The maximum designed pressure listed herein shall be applicable to all roof pressure zones (i.e. field, perimeters, and corners). Neither rational analysis, nor extrapolation shall be permitted for enhanced fastening at enhanced pressure zones (i.e. perimeters, extended corners and corners).
3. Panels may be rolls formed in continuous lengths from eave to ridge. Maximum lengths shall be as described in Roofing Application Standard RAS 133
4. All panels shall be permanently labeled with the manufacturer's name and/or logo, and the following statement: "Miami-Dade County Product Control Approved" **or** with the Miami-Dade County Product Control Seal as seen below. All clips shall be permanently labeled with the manufacturer's name and/or logo, and/or model.

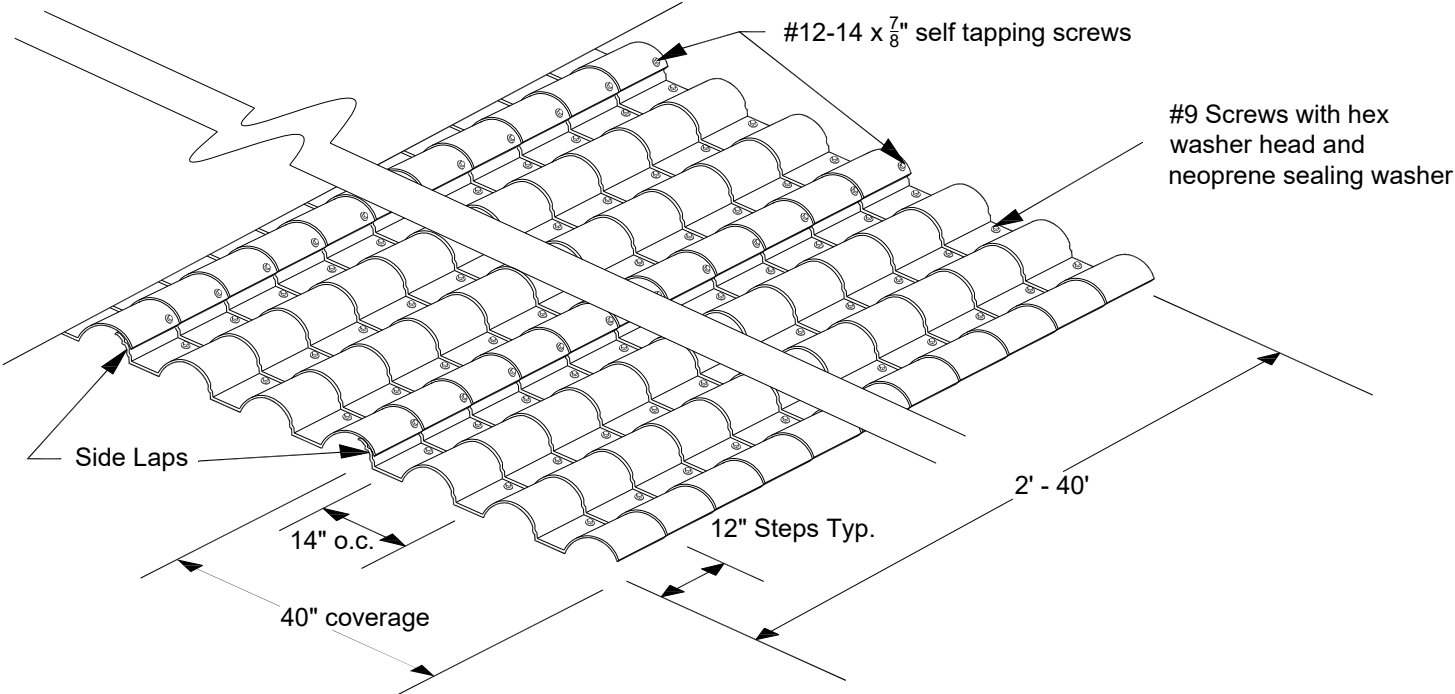


5. All products listed herein shall have a quality assurance audit in accordance with the Florida Building Code and Rule 61G20-3 of the Florida Administrative Code.



# FLORIDA METAL'S BARREL TILE ROOFING PANEL WITH 12" STEPS

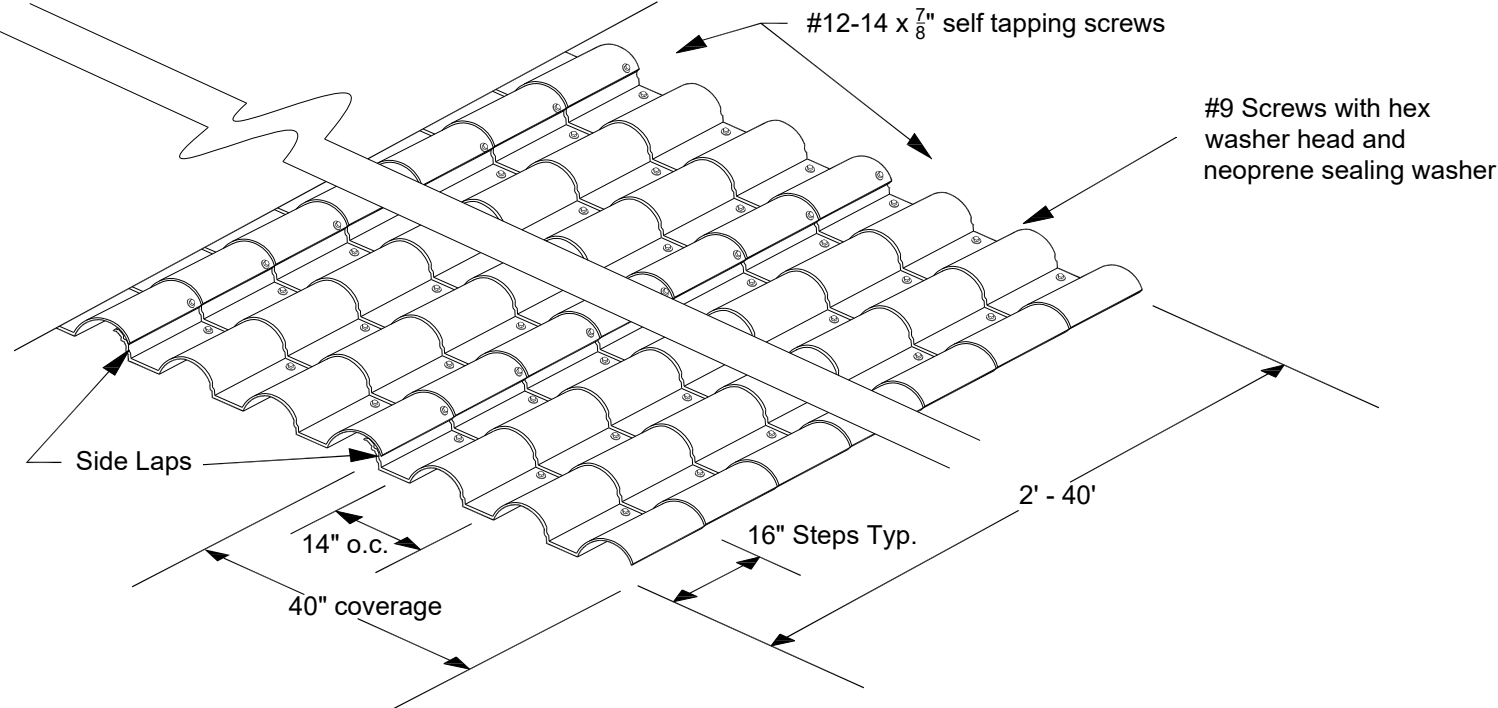
## DETAIL A



NOA No.: 26-0331.04  
Expiration Date: 04/13/27  
Approval Date: 04/23/26  
Page 8 of 10

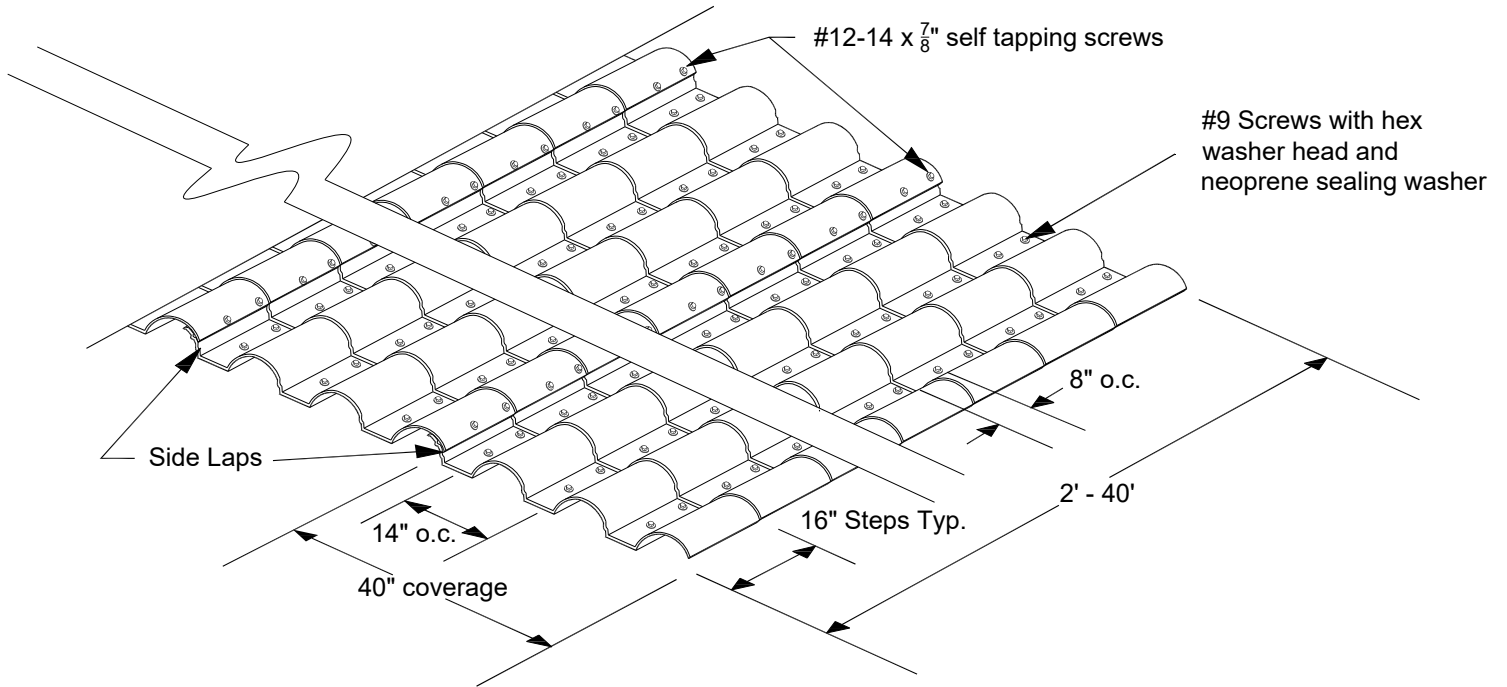
# FLORIDA METAL'S BARREL TILE ROOFING PANEL WITH 16" STEPS

## DETAIL B FIELD CONDITION



NOA No.: 26-0331.04  
Expiration Date: 04/13/27  
Approval Date: 04/23/26  
Page 9 of 10

## DETAIL C PERIMETER AND CORNER CONDITION



END OF THIS ACCEPTANCE



NOA No.: 26-0331.04  
Expiration Date: 04/13/27  
Approval Date: 04/23/26  
Page 10 of 10