MIAMI-DADE COUNTY
PRODUCT CONTROL SECTION
11805 SW 26 Street, Room 208
Miami, Florida 33175-2474
T (786) 315-2590 F (786) 315-2599
www.miamidade.gov/economy

DEPARTMENT OF REGULATORY AND ECONOMIC RESOURCES (RER)
BOARD AND CODE ADMINISTRATION DIVISION

NOTICE OF ACCEPTANCE (NOA)

Overhead Door Corporation
2501 South State Highway 121, Suite 200
Lewisville, TX 75067

SCOPE:

This NOA is being issued under the applicable rules and regulations governing the use of construction materials. The documentation submitted has been reviewed and accepted by Miami-Dade County RER-Product Control Section to be used in Miami-Dade County and other areas where allowed by the Authority Having Jurisdiction (AHJ).

This NOA shall not be valid after the expiration date stated below. The Miami-Dade County Product Control Section (In Miami-Dade County) and/ or the AHJ (in areas other than Miami-Dade County) reserve the right to have this product or material tested for quality assurance purposes. If this product or material fails to perform in the accepted manner, the manufacturer will incur the expense of such testing and the AHJ may immediately revoke, modify, or suspend the use of such product or material within their jurisdiction. RER reserves the right to revoke this acceptance if it is determined by Miami-Dade County Product Control Section that this product or material fails to meet the requirements of the applicable building code.

This product is approved as described herein and has been designed to comply with the Florida Building Code, including the High Velocity Hurricane Zone.

DESCRIPTION: Models 421/423/427/429 Steel Sectional Garage Door up to 14ft.-2in. Wide with Optional EPS Insulation and Impact Resistant Glazing

APPROVAL DOCUMENT: Drawing No. **411500**, titled "Windload Commercial Sectional Steel Door, 421/423/427/429, +50/–56PSF Dade County, 14'2" Max. Width", sheets 1 through 4 of 4, dated 04/04/2018, with revision **P00** dated 07/16/2018, prepared by Overhead Door Corporation, signed and sealed by Dwayne J. Kornish, P.E., bearing the Miami-Dade County Product Control Revision stamp with the NOA number and Expiration date by the Miami-Dade County Product Control Section.

MISSILE IMPACT RATING: Large & Small Missile Impact Resistant

LABELING: A permanent label with the manufacturer's name or logo, manufacturing address, model/ series number, the positive and negative design pressure rating, indicate impact rated if applicable, installation instruction drawing reference number, approval number (NOA), the applicable test standards, and the statement reading 'Miami-Dade County Product Control Approved' is to be located on the door's sidetrack, bottom angle, or inner surface of a panel.

RENEWAL of this NOA shall be considered after a renewal application has been filed and there has been no change in the applicable building code negatively affecting the performance of this product.

TERMINATION of this NOA will occur after the expiration date or if there has been a revision or change in the materials, use, and/ or manufacture of the product or process. Misuse of this NOA as an endorsement of any product, for sales, advertising or any other purposes shall automatically terminate this NOA. Failure to comply with any section of this NOA shall be cause for termination and removal of NOA.

ADVERTISEMENT: The NOA number preceded by the words Miami-Dade County, Florida, and followed by the expiration date may be displayed in advertising literature. If any portion of the NOA is displayed, then it shall be done in its entirety.

INSPECTION: A copy of this entire NOA shall be provided to the user by the manufacturer or its distributors and shall be available for inspection at the job site at the request of the Building Official.

This NOA **revises NOA # 23-1013.05** and consists of this page 1, evidence pages E-1 and E-2, as well as approval document mentioned above.

The submitted documentation was reviewed by **Carlos M. Utrera, P.E.**

MIAMI-DADE COUNTY APPROVED

10/07/2026

NOA-No: 26-0820.04
Expiration Date: November 01, 2028
Approval Date: October 15, 2026

NOTICE OF ACCEPTANCE: EVIDENCE SUBMITTED

1. EVIDENCE SUBMITTED UNDER PREVIOUS NOA-No. 17-1207.09

A. DRAWINGS

1. Drawing No. **411500**, titled "Windload Commercial Sectional Steel Door, 421/423/427/429, +50/–56PSF Dade County, 14'2" Max. Width", sheets 1 through 4 of 4, dated 04/04/2018, with revision **P00** dated 07/16/2018, prepared by Overhead Door Corporation, signed and sealed by Dwayne J. Kornish, P.E.

B. TESTS

1. Test reports on 1) Uniform Static Air Pressure Test, Loading per FBC TAS 202-94
2) Large Missile Impact Test per FBC, TAS 201-94
3) Cyclic Wind Pressure Loading per FBC, TAS 203-94
4) Forced Entry Test, per FBC, TAS 202-94
5) Tensile Test per ASTM E8

along with marked-up drawings of a 14'-2" Wide Models 421/423/427/429 Steel Sectional Doors, prepared by Intertek, Test Report No. **G6343.04-801-18-R1**, dated 05/14/2018, with revision dated 07/28/2018, signed and sealed by Tyler Westerling, P.E.

2. Test report on salt spray exposure, per ASTM B117-16 on G40 and G90 coupons, prepared by Intertek, Report No. **I1314.02-106-18R0**, dated 05/11/2018, signed by Gary T. Hartman.

C. CALCULATIONS

1. Anchorage verification calculations prepared by Overhead Door Engineering, dated 07/13/2018, signed and sealed by Dwayne J. Kornish, P.E.

D. MATERIAL CERTIFICATIONS

1. Test report on the EPS Insulation, D.F. Self-Ignition Temperature per ASTM D1929-2016, Test Report # **103445527MID-002**, prepared by Intertek, dated 03/23/2017, signed by Bryan Bowman.

2. UL evaluation report on Styropek EPS insulations' Surface Burning Characteristics (Flame Spread and Smoke Density Index) per ANSI/UL723 (ASTM E84), prepared by UL Inc., Test Report # **UL ER38219-01** and dated 04/08/2015.

3. Notice of Acceptance No. **17-0410.01,** issued to Covestro, LLC, for their Makrolon Polycarbonate Sheets, approved on 06/08/2017 and expiring on 08/27/2022.

E. QUALITY ASSURANCE

1. Miami-Dade Department of Regulatory and Economic Resources (RER).

F. STATEMENTS

1. Statement letter of code conformance to the 6th edition (2017) FBC issued by Overhead Door Corporation, dated 09/12/2018, signed and sealed by Dwayne J. Kornish, P.E.

2. No financial interest letter issued by Overhead Door Corporation, dated 09/12/2018, signed and sealed by Dwayne J. Kornish, P.E.

Carlos M. Utrera, P.E.
Product Control Examiner
NOA-No: 26-0820.04
Expiration Date: November 01, 2028
Approval Date: October 15, 2026

NOTICE OF ACCEPTANCE: EVIDENCE SUBMITTED

2. EVIDENCE SUBMITTED UNDER NOA # 20-1106.08, 23-1013.05 AND NEW

A. DRAWINGS

1. None.

B. TESTS

1. None.

C. CALCULATIONS

1. None.

D. MATERIAL CERTIFICATIONS

1. Notice of Acceptance No. **22-0317.02,** issued to Plaskolite, LLC, for their TUFFAK Polycarbonate Sheets, approved on 04/21/2022 and expiring on 08/27/2027.

E. QUALITY ASSURANCE

1. Miami-Dade Department of Regulatory and Economic Resources (RER).

F. STATEMENTS

1. Statement letter of code conformance to the 9th edition (2026) of the FBC, including special limitation note that anchors in saltwater environment must meet corrosion resistance requirements of FBC, Chapter 17, issued by Overhead Door Corporation, dated 09/09/2026, signed and sealed by Dwayne J. Kornish, P.E.

2. Statement letter of code conformance to the 8th edition (2023) of the FBC, issued by Overhead Door Corporation, dated 09/29/2023, signed and sealed by Dwayne J. Kornish, P.E.

3. Statement letter of code conformance to the 7th edition (2020) of the FBC, issued by Overhead Door Corporation, dated 10/23/2020, signed and sealed by Dwayne J. Kornish, P.E.

Carlos M. Utrera, P.E.
Product Control Examiner
NOA-No: 26-0820.04
Expiration Date: November 01, 2028
Approval Date: October 15, 2026

The following pages in this document were submitted by the manufacturer (third party) to represent the product being approved and establish the limits of use. The pages may include technical drawings, schematics and installation details.

NOTES: (UNLESS OTHERWISE SPECIFIED)

1. RATED DESIGN LOAD +50/-56 PSF.
2. SECTION HEIGHTS MAY VARY TO CREATE VARIOUS DOOR HEIGHTS, 24" MAXIMUM SECTION HEIGHT.
3. MINIMUM 1" OVERLAP ON BOTH JAMBS REQUIRED TO MEET NEGATIVE DESIGN PRESSURES.
4. TESTED IN ACCORDANCE WITH DADE COUNTY PROTOCOLS TAS 201-94, TAS 202-94, & TAS 203-94.
5. DOOR SKIN MUST BE 50,000 PSI MIN. YIELD STRENGTH.
6. JAMB LOAD CALCULATIONS:
   (1/2 DOOR WIDTH)(1 FT OF HEIGHT)(DESIGN PRESSURE)
   (7.067)(1 FOOT)(50.00 AND -56.00)(353.4/-395.8) LB.
7. JAMB FASTENER REQUIREMENTS:
   F_X=(1/2 DOOR WIDTH)(1 FT OF HEIGHT)(DESIGN PRESSURE)
   F_X=354 LBS.
8. DOOR SKIN MATERIAL SHALL BE GALVANIZED ACCORDING TO ASTM A-525 TO G40 MIN, WITH BAKED-ON PRIMER, AND BAKED-ON POLYESTER PAINT TOP COAT.
9. FOR ANCHORING INTO WOOD,USE ONE 5/16" LAG SCREW PER TRACK CLIP WITH 1-1/2" EMBEDMENT INTO SOUTHERN PINE (G=0.55) OR BETTER.
10. APPROVED NON-INSULATED: 427 (24 GA), 421 (20 GA). APPROVED INSULATED: 429 (24 GA), 423 (20 GA).
11. WELD SLOT ON ANGLE AND 3/32" X 1" LONG ON 12" CENTERS. "IF WELDING MOUNTING OPTION IS CHOSEN."
12. LIFT UP MECHANISM-MANUAL, CHAIN LIFT, OR OPERATOR IS NOT PART OF THIS APPROVAL.
13. STANDARD LIFT, HIGH LIFT, VERTICAL LIFT, AND LOW HEADROOM TRACK IS AVAILABLE. FOR LOW HEADROOM LIFT CONDITIONS TOP BRACKET SHALL BE 13 GA LHR 7/4 TOP BRACKET WITH A MIN OF (3) 1/4 - 14 X 7/8" SELF DRILLING CRIMPTITE SCREWS IN LIEU OF THE BRACKET SHOWN ON DRAWING. U-BAR ON TOP SECTION SHALL BE INSTALLED ON TOP OF LHR TOP BRACKETS.
14. ATTACH STRUTS WITH (4) 1/4-14x7/8" SELF DRILLING CRIMPTITE SCREWS AT ALL STILE LOCATIONS, TYP. LOCATED WITHIN 6", +/- 3" FROM TOP OF SECTION.
15. KEY LOCK, SIDE LOCK, OR OPERATOR REQUIRED.
16. EXHAUST PORTS- OPTIONAL UP TO 6 PER BOTTOM SECTION.
17. IMPACT RESISTANT GLAZING OPTION- IMPACT RESISTANT GLAZING SYSTEM MAY BE INSTALLED INTERMEDIATE SECTION ONLY. GLAZING SHALL BE 1/4" POLYCARBONATE. 13-3/4" X 20-1/6" MAXIMUM SIZE, FASTENED WITH # 8 X 1" SMS: 3X MAX ALONG THE HORIZONTAL AND 2X MAX ALONG THE VERTICAL. SEE DETAIL F-F ON SHEET 2 FOR ASSEMBLY DETAILS.
18. THE DESIGN OF THE SUPPORTING STRUCTURAL ELEMENTS SHALL BE THE RESPONSIBILITY OF THE PROFESSIONAL OF RECORD FOR THE BUILDING OR STRUCTURE AND IN ACCORDANCE WITH CURRENT BUILDING CODES FOR THE LOADS LISTED ON THIS DRAWING.

PRODUCT APPROVED
as complying with the Florida Building Code
NOA-No. 17-1207.09
Approval Date 11/01/2018
By
Miami-Dade Product Control

PRODUCT REVISED
as complying with the Florida Building Code
NOA-No. 26-0820.04
Expiration Date 11/01/2028
By
Miami-Dade Product Control

PRODUCT REVISED
as complying with the Florida Building Code
NOA-No. 23-1013.05
Expiration Date 11/01/2028
By
Miami-Dade Product Control

REVISIONS				
ER	REV	DESCRIPTION	DATE	APVL
ER 31715	P00	NEW DRAWING	7/16/18	ESC

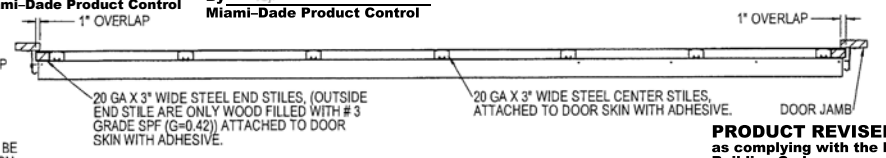

SECTION B-B
SCALE 1 : 12

PRODUCT REVISED
as complying with the Florida Building Code
NOA-No. 20-1106.08
Expiration Date 11/01/2023
By
Miami-Dade Product Control

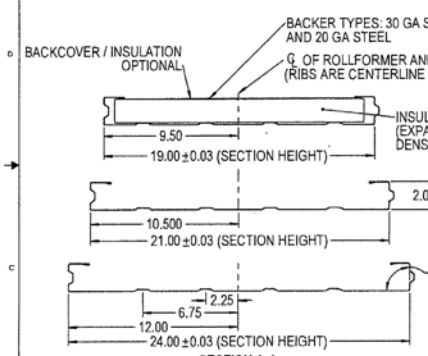

SECTION A-A
SCALE 1 : 4

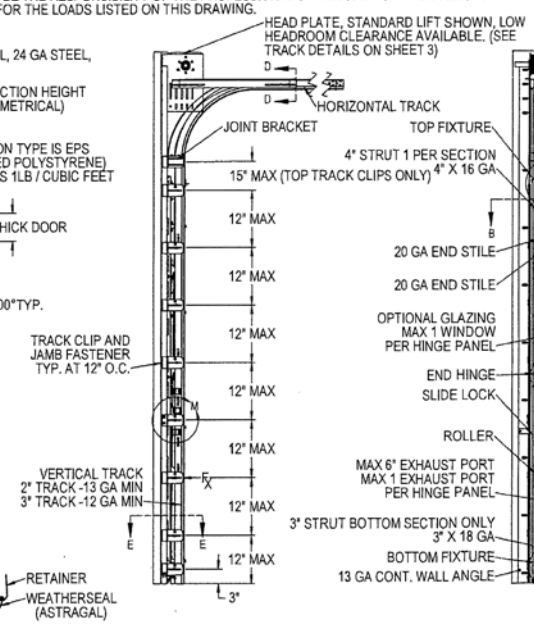

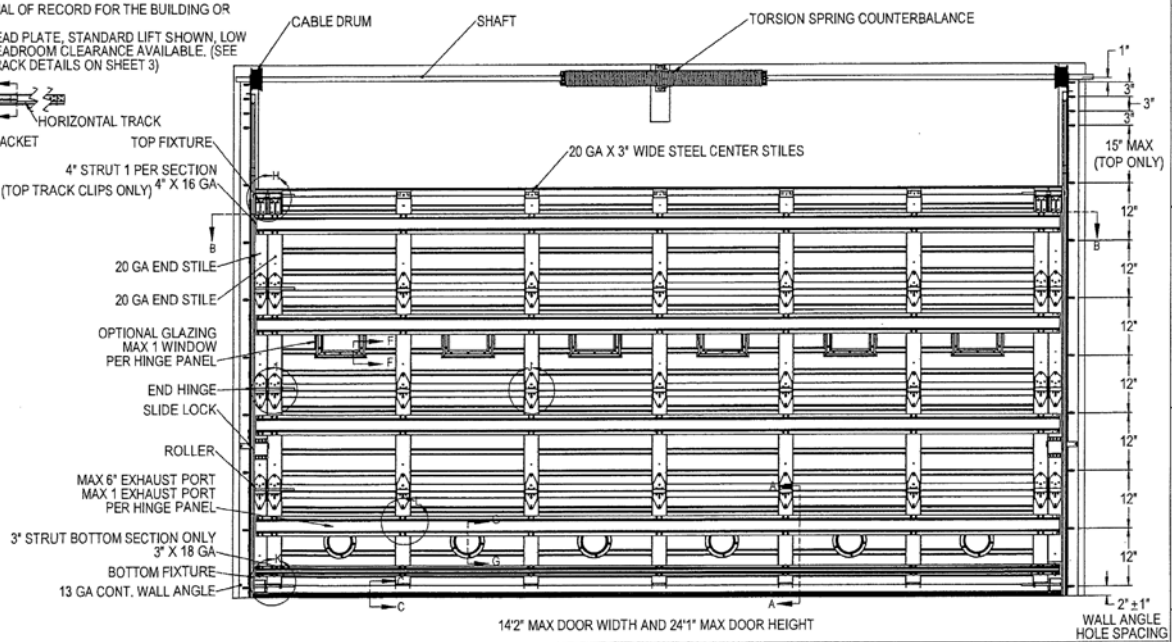



SECTION C-C
SCALE 1 : 4

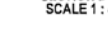

SECTION D-D
SCALE 1 : 4

DOOR WIDTH	NUMBER OF CENTER STILES
10'-3" - 12'-2"	4
12'-3" - 14'-2"	5

DWAYNE J KORNISH
LICENSE
No. 77945
STATE OF FLORIDA
PROFESSIONAL ENGINEER
2/12/2018

DWAYNE J. KORNISH, PE
4576 COUNTY ROAD 160
MOUNT HOPE, OHIO
FL PE 77945 TX PE 117868

PROFESSIONAL ENGINEER'S SEAL PROVIDED ONLY FOR VERIFICATION OF WINDLOAD CONSTRUCTION DETAILS.

THIRD ANGLE PROJECTION

OVERHEAD DOOR CORP
2501 S. STATE HWY 121
SUITE 200
LEWISVILLE, TEXAS 75067
469-549-7100

UNLESS OTHERWISE SPECIFIED
INTERPRET DIMS & TOLS PER ASME Y14.5M
ALL DIMS ARE IN INCHES
DO NOT SCALE
DIMS CIRCLED WITH SYMBOL ' ' ARE CRITICAL TO QUALITY DESIGN FEATURES & MUST MEET APPLICABLE IN-PROCESS INSPECTION STANDARDS.

TOLERANCES:
X = ± .1
XX = ± .03
XXX = ± .010
ANGULAR = ± .5°
HOLES:
< Ø.251 = +.004/-.003
Ø.251-Ø.500 = +.006/-.003
> Ø.500 = +.008/-.003

APPROVALS		DATE
DRAWN	E. CONRAD	4/4/18
CHECKED	D. KORNISH	-
APPROVED	-	-
MATERIAL	-	
	-	
FINISH	-	
	-	

ALL GEOMETRY GOVERNED BY 3D CAD DATABASE: 411500

The Genuine. The Original. LEWISVILLE, TEXAS

DESCRIPTION
WINDLOAD COMMERCIAL SECTIONAL STEEL DOOR, 421/423/427/429, +50/-56PSF DADE COUNTY, 14'2" MAX WIDTH

SIZE	DWG NO.	REV
D	D-411500	P-00

SCALE 1:12 | UOM = EA | SHEET 1 OF 4

ENG F-20.041D-(FORM REV A)

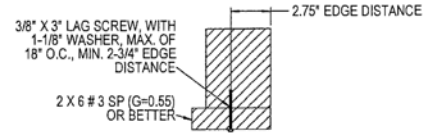

WOOD MOUNTED TO # 3 SOUTHERN PINE SUBSTRATE

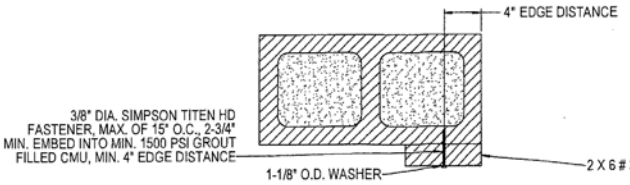

WOOD MOUNTED TO GROUT FILLED MASONRY BLOCK DETAIL

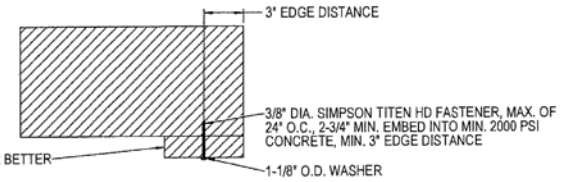

WOOD MOUNTED TO 2000 PSI CONCRETE DETAIL

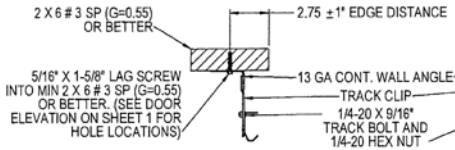

MOUNTING TO WOOD JAMB DETAIL

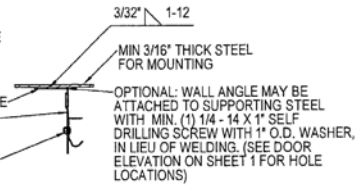

MOUNTING TO STEEL JAMB DETAIL

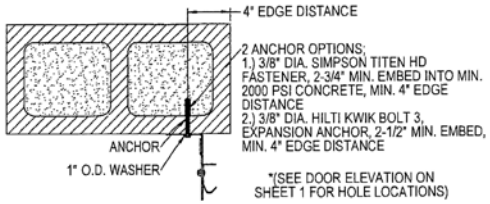

MOUNTING TO GROUT FILLED MASONRY BLOCK DETAIL

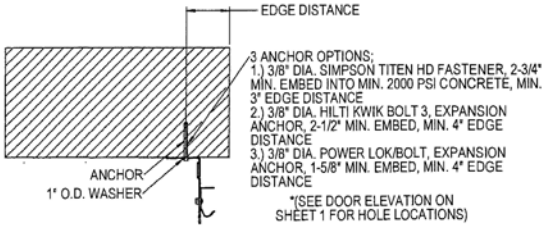

MOUNTING TO 2000 PSI CONCRETE DETAIL

SECTION E-E
SCALE 1 : 4

PRODUCT REVISED
as complying with the Florida Building Code
NOA-No. 23-1013.05
Expiration Date 11/01/2028
By
Miami-Dade Product Control

PRODUCT REVISED
as complying with the Florida Building Code
NOA-No. 26-0820.04
Expiration Date 11/01/2028
By
Miami-Dade Product Control

PRODUCT REVISED
as complying with the Florida Building Code
NOA-No. 20-1106.08
Expiration Date 11/01/2023
By
Miami-Dade Product Control

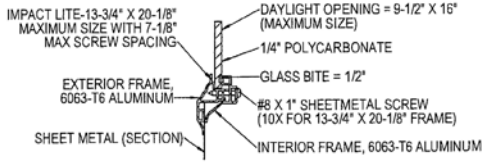

WINDOW DETAIL

SECTION F-F
SCALE 1 : 2

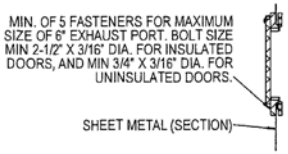

EXHAUST PORT DETAIL

SECTION G-G
SCALE 1 : 4

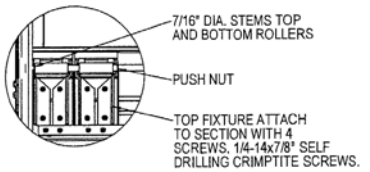

DETAIL H
SCALE 1 : 4

DWAYNE J KORNISH
LICENSE
No. 77945
STATE OF FLORIDA
PROFESSIONAL ENGINEER
9/12/2018

DWAYNE J. KORNISH, PE
4576 COUNTY ROAD 160
MOUNT HOPE, OHIO
FL PE 77945 TX PE 117868

PROFESSIONAL ENGINEER'S SEAL PROVIDED ONLY FOR VERIFICATION OF WINDLOAD CONSTRUCTION DETAILS.

PRODUCT APPROVED
as complying with the Florida Building Code
NOA-No. 17-1207.09
Approval Date 11/01/2018
By
Miami-Dade Product Control

THIRD ANGLE PROJECTION

OVERHEAD DOOR CORP
2501 S. STATE HWY 121
SUITE 200
LEWISVILLE, TEXAS 75067
469-549-7100

UNLESS OTHERWISE SPECIFIED
INTERPRET DIMS & TOLS PER ASME Y14.5M
ALL DIMS ARE IN INCHES
DO NOT SCALE
DIMS CIRCLED WITH SYMBOL ' ' ARE CRITICAL TO QUALITY DESIGN FEATURES & MUST MEET APPLICABLE IN-PROCESS INSPECTION STANDARDS.

TOLERANCES:
.X = ± .1
.XX = ± .03
.XXX = ± .010
ANGULAR = ± .5 °
HOLES:
< Ø.251 = +.004/-.003
Ø.251-Ø.500 = +.006/-.003
> Ø.500 = +.008/-.003
ALL GEOMETRY GOVERNED BY 3D CAD DATABASE: 411500

APPROVALS		DATE
DRAWN	E. CONRAD	4/4/18
CHECKED	D. KORNISH	-
APPROVED	-	-
MATERIAL	-	
	-	
FINISH	-	
	-	

The Genuine. The Original. LEWISVILLE, TEXAS

DESCRIPTION
WINDLOAD COMMERCIAL SECTIONAL STEEL DOOR, 421/423/427/428, +50/-56PSF DADE COUNTY, 14'2" MAX WIDTH

SIZE	DWG NO.	REV
D	D-411500	P-00

SCALE 1:12 | UOM = EA | SHEET 2 OF 4

ENG F.20.041D-(FORM REV A)

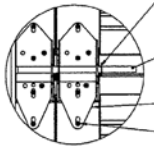

PUSH NUT REQUIRED ONLY ON 2" ROLLERS WITH 7/16" DIA. PUSH NUT AT EACH ROLLER LOCATION. 1/4" MAX BETWEEN PUSH NUT AND BRACKET OR HINGE.

2" ROLLER WITH 7/16" DIA. 1144 WL OR 3" STEEL ROLLER WITH 5/8" DIA. PUSH NUT NOT REQUIRED ON 5/8" DIA.

12 GA WIDE BODY END HINGES

ATTACHED WITH (6) 1/4-14x7/8" SELF DRILLING CRIMPTITE SCREWS (2) OF WHICH ARE IN-BOARD

DETAIL I
SCALE 1 : 4

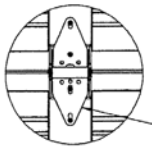

14 GA WIDE BODY CENTER HINGE ATTACHED WITH (4) 1/4-14x7/8" SELF DRILLING CRIMPTITE SCREWS

DETAIL J
SCALE 1 : 4

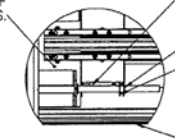

BOTTOM FIXTURE ATTACHED TO SECTION WITH 4 SCREWS. 1/4-14x7/8" SELF DRILLING CRIMPTITE SCREWS.

7/16" DIA. STEMS TOP AND BOTTOM ROLLERS

PUSH NUT

ROLLER HOLDER REQUIRED ON DOUBLE END STILES ONLY ATTACHED WITH (2) 1/4-14X7/8" SELF DRILLING CRIMPTITE SCREWS

WEATHERSEAL (ASTRAGAL)

DETAIL K
SCALE 1 : 4

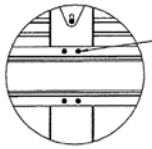

(4) 1/4-14x7/8" SELF DRILLING CRIMPTITE SCREWS AT STILE LOCATION FOR EACH STRUT

DETAIL L
SCALE 1 : 4

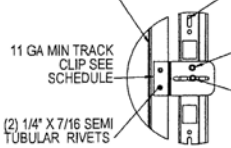

13 GA MIN CONTINUOUS WALL ANGLE

TRACK

11 GA MIN TRACK CLIP SEE SCHEDULE

1/4"-20 TRACK OR CARRIAGE BOLT WITH 1/4"-20 NUT

(2) 1/4" X 7/16 SEMI TUBULAR RIVETS

TYPICAL TRACK CLIP RIVETING DETAIL

1/4" HOLE IS REQUIRED TO BE DRILLED THROUGH BOTH THE TRACK AND THE TRACK CLIP AT EACH TRACK CLIP LOCATION IN ORDER TO INSTALL SECOND 1/4-20x9/16" TRACK BOLT AND 1/4-20 HEX NUT.

13 GA MIN CONTINUOUS WALL ANGLE

TRACK

11 GA MIN TRACK CLIP SEE SCHEDULE

(2) 1/4"-20 TRACK OR CARRIAGE BOLT WITH 1/4"-20 NUT

(2) 1/4-20x9/16" TRACK BOLT AND 1/4-20 HEX NUT.

TYPICAL TRACK CLIP BOLTING DETAIL

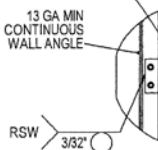

13 GA MIN CONTINUOUS WALL ANGLE

TRACK

11 GA MIN TRACK CLIP SEE SCHEDULE

(2) 1/4"-20 TRACK OR CARRIAGE BOLT WITH 1/4"-20 NUT

RSW

3/32"

2

TYPICAL TRACK CLIP WELDING DETAIL

DETAIL M
SCALE 1 : 4

PRODUCT REVISED
as complying with the Florida Building Code
NOA-No. 23-1013.05
Expiration Date 11/01/2028
By
Miami-Dade Product Control

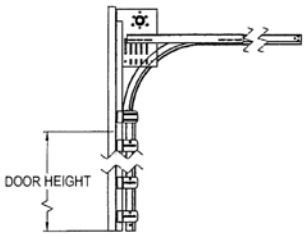

DOOR HEIGHT

STANDARD LIFT TRACK DETAIL (OPTIONAL)

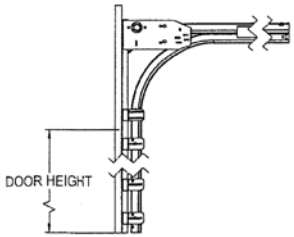

DOOR HEIGHT

LOW HEADROOM TRACK DETAIL (OPTIONAL)

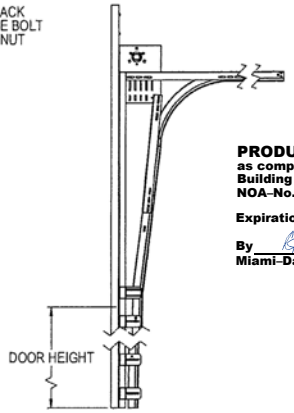

DOOR HEIGHT

HIGH LIFT TRACK DETAIL (OPTIONAL)

PRODUCT REVISED
as complying with the Florida Building Code
NOA-No. 26-0820.04
Expiration Date 11/01/2028
By
Miami-Dade Product Control

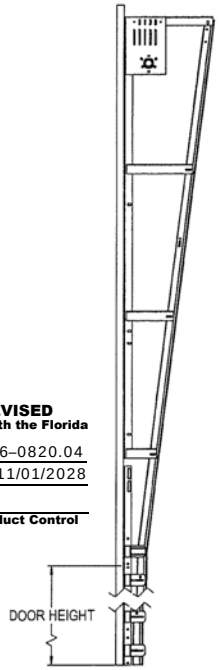

DOOR HEIGHT

VERTICAL LIFT TRACK DETAIL (OPTIONAL)

TRACK DETAIL
SCALE 1 : 12



DWAYNE J. KORNISH, PE
4576 COUNTY ROAD 160
MOUNT HOPE, OHIO
FL PE 77945 TX PE 117868

PROFESSIONAL ENGINEER'S SEAL PROVIDED ONLY FOR VERIFICATION OF WINDLOAD CONSTRUCTION DETAILS.

PRODUCT APPROVED
as complying with the Florida Building Code
NOA-No. 17-1207.09
Approval Date 11/01/2018
By
Miami-Dade Product Control

PRODUCT REVISED
as complying with the Florida Building Code
NOA-No. 20-1106.08
Expiration Date 11/01/2023
By
Miami-Dade Product Control

THIRD ANGLE PROJECTION

OVERHEAD DOOR CORP
2501 S. STATE HWY 121
SUITE 200
LEWISVILLE, TEXAS 75067
469-549-7100

UNLESS OTHERWISE SPECIFIED

INTERPRET DIMS & TOLS PER ASME Y14.5M

ALL DIMS ARE IN INCHES

DO NOT SCALE

DIMS CIRCLED WITH SYMBOL ' ' ARE CRITICAL TO QUALITY DESIGN FEATURES & MUST MEET APPLICABLE IN-PROCESS INSPECTION STANDARDS.

TOLERANCES:
X = ± .1
XX = ± .03
XXX = ± .010
ANGULAR = ± .5 °
HOLES:
< Ø.251 = +.004/-.003
Ø.251-Ø.500 = +.006/-.003
> Ø.500 = +.008/-.003

ALL GEOMETRY GOVERNED BY 3D CAD DATABASE: 411500

	APPROVALS	DATE
DRAWN	E. CONRAD	4/4/18
CHECKED	D. KORNISH	-
APPROVED	-	-
MATERIAL	-	
	-	
FINISH	-	
	-	

The Genuine. The Original. LEWISVILLE, TEXAS

DESCRIPTION
WINDLOAD COMMERCIAL SECTIONAL STEEL DOOR, 421/423/427/429, +50/-56PSF DADE COUNTY, 14'2" MAX WIDTH

SIZE	DWG NO.	REV
D	D-411500	P-00

SCALE 1:12 | UOM = EA | SHEET 3 OF 4

ENG F.20.041D-(FORM REV A)

NOTES: (UNLESS OTHERWISE SPECIFIED)
1.FOR DIMENSION AND NOTE REFERENCES, REFER TO INDIVIDUAL DRAWINGS.

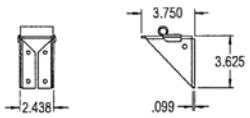

P/N 066590-0000, TOP FIXTURE
STANDARD
(ATTACH WITH (4) 1/4"-14 X 7/8" SELF DRILLING CRIMPTITE SCREWS)

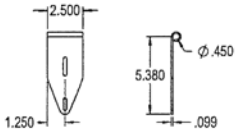

P/N 061371-0001 FIXTURE, TOP, 7/4
(ATTACH WITH (4) 1/4"-14 X 7/8" SELF DRILLING CRIMPTITE SCREWS)

TOP FIXTURE DETAILS

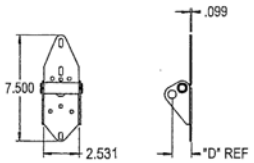

P/N 400643-XXXX, END HINGE
STANDARD
(ATTACH WITH (6) 1/4"-14 X 7/8" SELF DRILLING CRIMPTITE SCREWS (2) OF WHICH IS IN-BOARD HOLES)

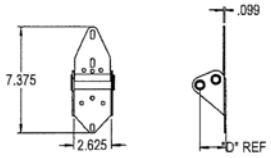

P/N 404043-XXXX, END HINGE
HEAVY DUTY 5/8" STEM
(ATTACH WITH (6) 1/4"-14 X 7/8" SELF DRILLING CRIMPTITE SCREWS (2) OF WHICH IS IN-BOARD HOLES)

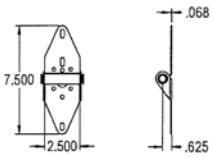

P/N 400735-XXXX, CENTER HINGE
STANDARD
(ATTACH WITH (4) 1/4"-14 X 7/8" SELF DRILLING CRIMPTITE SCREWS)

HINGE DETAILS

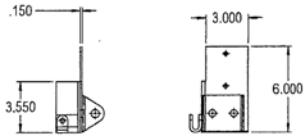

P/N 401124-XXXX, BOTTOM FIXTURE
(ATTACH WITH (4) 1/4"-14 X 7/8" SELF DRILLING CRIMPTITE SCREWS)

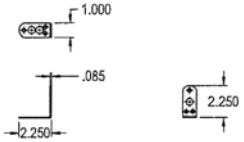

P/N 405742-0001, BRACKET ROLLER SHAFT
(BRACKET ATTACHED)
(ATTACH WITH (2) 1/4"-14 X 7/8" SELF DRILLING CRIMPTITE SCREWS)

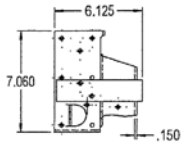

P/N 061537-XXXX, BOTTOM FIXTURE
(ATTACH WITH (4) 1/4"-14 X 7/8" SELF DRILLING CRIMPTITE SCREWS)

BOTTOM FIXTURE DETAILS

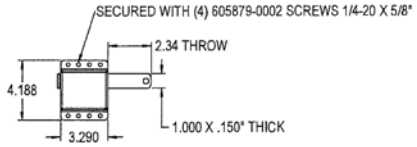

P/N 333871, SIDE LOCK ASSY

LOCK DETAILS

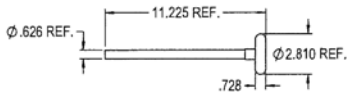

P/N 404046-0002, ROLLER ASSY.
3" TR-7 5/8" STEM

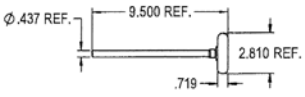

P/N 61337-0006, ROLLER ASSY.
3" TR-7 7/16" STEM

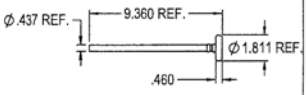

P/N 318700, ROLLER ASSY.
2" WL 1144

ROLLER STEM ASSY DETAILS

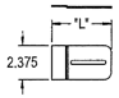

P/N 405965-XXXX TRACK CLIP
11 GA

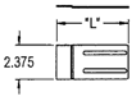

P/N 408263-XXXX JOINT BRACKET
11 GA

BRACKET DETAILS

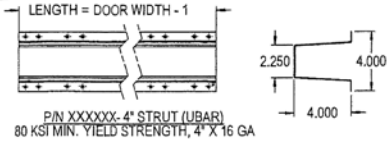

P/N XXXXXX- 4" STRUT (UBAR)
80 KSI MIN. YIELD STRENGTH, 4" X 16 GA

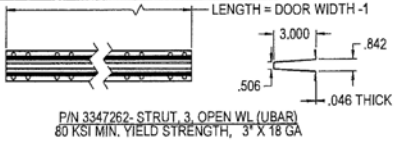

P/N 3347262- STRUT, 3, OPEN WL (UBAR)
80 KSI MIN. YIELD STRENGTH, 3" X 18 GA

STRUT DETAILS



DWAYNE J. KORNISH, PE
4576 COUNTY ROAD 160
MOUNT HOPE, OHIO
FL PE 77945 TX PE 117868

PROFESSIONAL ENGINEER'S SEAL PROVIDED ONLY FOR VERIFICATION OF WINDLOAD CONSTRUCTION DETAILS.

PRODUCT REVISED
as complying with the Florida Building Code
NOA-No. 23-1013.05
Expiration Date 11/01/2028
By
Miami-Dade Product Control

PRODUCT REVISED
as complying with the Florida Building Code
NOA-No. 26-0820.04
Expiration Date 11/01/2028
By
Miami-Dade Product Control

PRODUCT APPROVED
as complying with the Florida Building Code
NOA-No. 17-1207.09
Approval Date 11/01/2018
By
Miami-Dade Product Control

PRODUCT REVISED
as complying with the Florida Building Code
NOA-No. 20-1106.08
Expiration Date 11/01/2023
By
Miami-Dade Product Control

THIRD ANGLE PROJECTION

OVERHEAD DOOR CORP
2501 S. STATE HWY 121
SUITE 200
LEWISVILLE, TEXAS 75067
469-549-7100

UNLESS OTHERWISE SPECIFIED

INTERPRET DIMS & TOLS PER ASME Y14.5M
ALL DIMS ARE IN INCHES
DO NOT SCALE
DIMS CIRCLED WITH SYMBOL ' ' ARE CRITICAL TO QUALITY DESIGN FEATURES & MUST MEET APPLICABLE IN-PROCESS INSPECTION STANDARDS.

TOLERANCES:
X = ±
.XX = ±
.XXX = ±
ANGULAR = ± °
HOLES:
< Ø.251 = +/-
Ø.251-Ø.500 = +/-
> Ø.500 = +/-

ALL GEOMETRY GOVERNED BY 3D CAD DATABASE: 411500

APPROVALS		DATE
DRAWN	E. CONRAD	4/4/18
CHECKED	D. KORNISH	
APPROVED		
MATERIAL		
FINISH		

The Genuine. The Original. LEWISVILLE, TEXAS

DESCRIPTION
WINDLOAD COMMERCIAL SECTIONAL STEEL DOOR, 421/423/427/429, +50/-56PSF DADE COUNTY, 14'2" MAX WIDTH

SIZE	DWG NO.	REV
D	D-411500	P-00

SCALE 1:12 | UOM = EA | SHEET 4 OF 4

ENG F 20.041D-(FORM REV A)