MIAMI-DADE COUNTY
PRODUCT CONTROL SECTION
11805 SW 26 Street, Room 208
Miami, Florida 33175-2474
T (786) 315-2590 F (786) 315-2599
www.miamidade.gov/building

DEPARTMENT OF REGULATORY AND ECONOMIC RESOURCES (RER)
BOARD AND CODE ADMINISTRATION DIVISION

NOTICE OF ACCEPTANCE (NOA)

Overhead Door Corporation
2501 South State Hwy. 121, Suite 200
Lewisville, Texas 75067

SCOPE: This NOA is being issued under the applicable rules and regulations governing the use of construction materials. The documentation submitted has been reviewed and accepted by Miami-Dade County RER-Product Control Section to be used in Miami Dade County and other areas where allowed by the Authority Having Jurisdiction (AHJ). This NOA shall not be valid after the expiration date stated below. The Miami-Dade County Product Control Section (In Miami Dade County) and/or the AHJ (in areas other than Miami Dade County) reserve the right to have this product or material tested for quality assurance purposes. If this product or material fails to perform in the accepted manner, the manufacturer will incur the expense of such testing and the AHJ may immediately revoke, modify, or suspend the use of such product or material within their jurisdiction. RER reserves the right to revoke this acceptance, if it is determined by Miami-Dade County Product Control Section that this product or material fails to meet the requirements of the applicable building code.
This product is approved as described herein and has been designed to comply with the Florida Building Code, including the High Velocity Hurricane Zone.

DESCRIPTION: Models 5745, 5765, 7565, 515 and 525 Commercial Steel Sectional Garage Door up to 16ft.-2in. Wide with Optional Impact Resistant Glazing

APPROVAL DOCUMENT: Drawing No. **D-411903**, titled "Windload Models 5745/5765/7565/515/525, +46/-52 PSF Dade County, 16'2" Max. Width", sheets 1 through 4 of 4, dated 09/08/2026, prepared by manufacturer, signed and sealed by Dwayne J. Kornish, P.E., bearing the Miami-Dade County Product Control Revision stamp with the NOA number and expiration date by the Miami-Dade County Product Control Section.

MISSILE IMPACT RATING: Large and Small Missile Impact Resistant

LABELING: Each unit shall bear a permanent label with the manufacturer's name or logo, manufacturing address, model number, the positive and negative design pressure rating, indicate impact rated if applicable, installation instruction drawing reference number, approval number (NOA), the applicable test standards, and the statement reading 'Miami-Dade County Product Control Approved' is to be located on the door's side track, bottom angle, or inner surface of a panel.

LIMITATION: This door has not been tested for air infiltration.

RENEWAL of this NOA shall be considered after a renewal application has been filed and there has been no change in the applicable building code negatively affecting the performance of this product.

TERMINATION of this NOA will occur after the expiration date or if there has been a revision or change in the materials, use, and/or manufacture of the product or process. Misuse of this NOA as an endorsement of any product, for sales, advertising or any other purposes shall automatically terminate this NOA. Failure to comply with any section of this NOA shall be cause for termination and removal of NOA.

ADVERTISEMENT: The NOA number preceded by the words Miami-Dade County, Florida, and followed by the expiration date may be displayed in advertising literature. If any portion of the NOA is displayed, then it shall be done in its entirety.

INSPECTION: A copy of this entire NOA shall be provided to the user by the manufacturer or its distributors and shall be available for inspection at the job site at the request of the Building Official.

This NOA **revises NOA No. 23-1120.27** and consists of page 1 and evidence pages E-1, E-2 and E-3, as well as approval document mentioned above.

The submitted documentation was reviewed by **Carlos M. Utrera, P.E.**

MIAMI-DADE COUNTY APPROVED

10/08/2026

NOA No. 26-0820.06
Expiration Date: August 04, 2027
Approval Date: October 15, 2026

NOTICE OF ACCEPTANCE: EVIDENCE SUBMITTED

1. EVIDENCE SUBMITTED UNDER PREVIOUS NOA's

A. DRAWINGS

1. Manufacturer's die drawings and sections.
(Submitted under NOA No. 22-0315.02)

2. Drawing No. **D-411896**, titled "Windload Models 5745 / 5765 / 7565 / 515 / 525, +46/-52 PSF Dade County, 16'2" Max Width", sheets 1 through 4 of 4, dated 10/25/21, prepared by manufacturer, signed and sealed by Junfeng Qian, P.E.
(Submitted under NOA No. 22-0315.02)

B. TESTS

1. Test reports on: 1) Uniform Static Air Pressure Test, Loading per FBC, TAS 202-94
2) Large Missile Impact Test per FBC, TAS 201-94
3) Cyclic Wind Pressure Loading per FBC, TAS 203-94
4) Forced Entry Test, per FBC, TAS 202-94
5) Tensile Test per ASTM E8

along with marked-up drawings and installation diagram of a series 5745/5765/7565/515/525, 16'-2" sectional garage door, prepared by Intertek, Test Report No. **L7620.02-801-18-R0**, dated 02/24/22, signed and sealed by Tyler Westerling, P.E.
(Submitted under NOA No. 22-0315.02)

2. Test report on Standard Test Method for Evaluation of Painted of Coated Specimens Subjected to Corrosive Environments per ASTM D1654-08(2016)-e1 and Standard Practice for Operating Salt Spray (Fog) Apparatus per ASTM B117-16 and on garage door exterior steel, prepared by Intertek, Report No. **J4650.02-106-18 R0**, dated 05/24/19, signed by Gary T. Hartman, P.E.
(Submitted under NOA No. 20-1106.11)

C. CALCULATIONS

1. Anchor verification calculations prepared by manufacturer, dated 03/04/22, signed and sealed by Junfeng Qian, P.E.
(Submitted under NOA No. 22-0315.02)

D. QUALITY ASSURANCE

1. Miami-Dade Department of Regulatory and Economic Resources (RER).

Carlos M. Utrera, P.E.
Product Control Examiner
NOA No. 26-0820.06
Expiration Date: August 04, 2027
Approval Date: October 15, 2026

NOTICE OF ACCEPTANCE: EVIDENCE SUBMITTED

1. EVIDENCE SUBMITTED UNDER PREVIOUS NOA's (CONTINUED)

E. MATERIAL CERTIFICATIONS

1. Test report on Ignition Temperatures of Plastic per ASTM D1929-16 on BASF Corp. Elastopor P19670R polyurethane foam insulation, prepared by QAI Laboratories, Inc., Test Report No. **RJ6431F-1**, dated 09/28/18, signed by Bryan Ortega.

2. Test report on Surface Burning Characteristics of Building Materials per ASTM E84-18b on BASF Corp. Elastopor P19670R polyurethane foam insulation, prepared by QAI Laboratories, Inc., Test Report No. **RJ6648F-4**, dated 12/12/18, signed by Bryan Ortega.

3. Notice of Acceptance No. **18-0918.06** issued to **Plaskolite, LLC** for its **TUFFAK Polycarbonate Sheets**, approved on 11/15/18 and expiring on 08/27/22.

F. STATEMENTS

1. Statement letter of conformance, complying with **FBC 7^{h} Edition (2020)**, dated March 07, 2022, issued by manufacturer, signed and sealed by Junfeng Qian, P.E. ***(Submitted under NOA No. 22-0315.02)***

2. Statement letter of no financial interest, dated March 07, 2022, issued by manufacturer, signed and sealed by Junfeng Qian, P.E. ***(Submitted under NOA No. 22-0315.02)***

G. OTHERS

1. None.

Carlos M. Utrera, P.E.
Product Control Examiner
NOA No. 26-0820.06
Expiration Date: August 04, 2027
Approval Date: October 15, 2026

NOTICE OF ACCEPTANCE: EVIDENCE SUBMITTED

2. EVIDENCE SUBMITTED UNDER NOA # 23-1120.27 AND NEW

A. DRAWINGS

1. Drawing No. **D-411903**, titled "Windload Models 5745/5765/7565/515/525, +46/-52 PSF Dade County, 16'2" Max. Width", sheets 1 through 4 of 4, dated 10/08/26, prepared by manufacturer, signed and sealed by Dwayne J. Kornish, P.E.

B. TESTS

1. None.

C. CALCULATIONS

1. None.

D. QUALITY ASSURANCE

1. Miami-Dade Department of Regulatory and Economic Resources (RER).

E. MATERIAL CERTIFICATIONS

1. Notice of Acceptance No. **22-0317.02** issued to **Plaskolite, LLC** for their "**TUFFAK Polycarbonate Sheets**" dated 04/21/22 expiring on 08/27/27.

F. STATEMENTS

1. Statement letter of code conformance to the 9th Edition (2026) of the FBC, including special limitation note that anchors in saltwater environment must meet corrosion resistance requirements of FBC, Chapter 17, issued by Overhead Door Corporation, dated 09/08/2026, signed and sealed by Dwayne J. Kornish, P.E.

2. Statement letter of conformance, complying with **FBC 8th Edition (2023)** and of no financial interest, dated January 25, 2024, issued by manufacturer, signed and sealed by Dwayne J. Kornish, P.E.

Carlos M. Utrera, P.E.
Product Control Examiner
NOA No. 26-0820.06
Expiration Date: August 04, 2027
Approval Date: October 15, 2026

The following pages in this document were submitted by the manufacturer (third party) to represent the product being approved and establish the limits of use. The pages may include technical drawings, schematics and installation details.

NOTES: (UNLESS OTHERWISE SPECIFIED)

1. RATED DESIGN LOAD +46/-52 PSF.
2. SECTION HEIGHTS MAY VARY TO CREATE VARIOUS DOOR HEIGHTS, 24" MAXIMUM SECTION HEIGHT.
3. MINIMUM 1" OVERLAP ON BOTH JAMBS REQUIRED TO MEET NEGATIVE DESIGN PRESSURES.
4. TESTED IN ACCORDANCE WITH DADE COUNTY PROTOCOLS TAS 201-94, TAS 202-94, & TAS 203-94.
5. DOOR SKIN MUST BE 50,000 PSI MIN. YIELD STRENGTH.
6. JAMB LOAD CALCULATIONS:
   (1/2 DOOR WIDTHX1 FT OF HEIGHTXDESIGN PRESSURE)
   (8.067X1 FOOTX46.00 AND -52.00)=(371.08/-419.48) LB
7. JAMB FASTENER REQUIREMENTS:
   F_X =(1/2 DOOR WIDTHX1 FT OF HEIGHTXDESIGN PRESSURE)
   F_Y =371 LBS.
8. DOOR SKIN MATERIAL SHALL BE GALVANIZED ACCORDING TO ASTM A-525 TO G40 MIN, WITH BAKED-ON PRIMER, AND BAKED-ON POLYESTER PAINT TOP COAT.
9. FOR ANCHORING INTO WOOD,USE ONE 5/16" LAG SCREW PER TRACK BRACKET WITH 1-1/2" EMBEDMENT INTO SOUTHERN PINE (G=0.55) OR BETTER.
10. WELD SLOT ON ANGLE 3/32" X 1" LONG ON 12" CENTERS. "IF WELDING MOUNTING OPTION IS CHOSEN."
11. LIFT UP MECHANISM-MANUAL, CHAIN LIFT, OR OPERATOR IS NOT PART OF THIS APPROVAL.
12. STANDARD LIFT, HIGH LIFT, VERTICAL LIFT, AND LOW HEADROOM TRACK IS AVAILABLE. FOR LOW HEADROOM LIFT CONDITIONS TOP BRACKET SHALL BE 13 GA LHR 7/4 TOP BRACKET WITH A MIN OF (3) 1/4 - 14 X 7/8" SELF DRILLING CRIMPTITE SCREWS IN LIEU OF THE BRACKET SHOWN ON DRAWING. U-BAR ON TOP SECTION SHALL BE INSTALLED ON TOP OF LHR TOP BRACKETS.
13. ATTACH STRUTS WITH (2) 1/4-14x7/8" SELF DRILLING CRIMPTITE SCREWS AT ALL HINGE LOCATIONS AND (2) BETWEEN EACH INTERMEDIATE HINGE. TYP. STRUT LOCATED AT TOP AND/ OR AT BOTTOM OF SECTION.
14. KEY LOCK, OR SIDE LOCK REQUIRED.
15. IMPACT RESISTANT GLAZING OPTION- IMPACT RESISTANT GLAZING SYSTEM MAY BE INSTALLED IN ALL SECTIONS. GLAZING SHALL BE 1/4" POLYCARBONATE. 40 X 12-3/4" MAXIMUM SIZE, FASTENED WITH # 8 X 1" SMS: 5X MAX ALONG THE HORIZONTAL AND 3X MAX ALONG THE VERTICAL. SEE DETAIL F-F ON SHEET 2 FOR ASSEMBLY DETAILS.
16. THE DESIGN OF THE SUPPORTING STRUCTURAL ELEMENTS SHALL BE THE RESPONSIBILITY OF THE PROFESSIONAL OF RECORD FOR THE BUILDING OR STRUCTURE AND IN ACCORDANCE WITH CURRENT BUILDING CODES FOR THE LOADS LISTED ON THIS DRAWING.
17. A 4-1/2" X 6" X 22 GA BACKER PLATE IS TO BE LOCATED AT EVERY INTERMEDIATE AND OUTER END HINGE LOCATIONS.
18. COMPLIES WITH THE REQUIREMENTS OF THE CURRENT EDITION OF THE FLORIDA BUILDING CODE.

REVISIONS				
ER	REV	DESCRIPTION	DATE	APVL
ER	-	NEW DRAWING	10/25/21	JQ
WL027	A	UPDATED NOTE 18.	09/08/26	AR

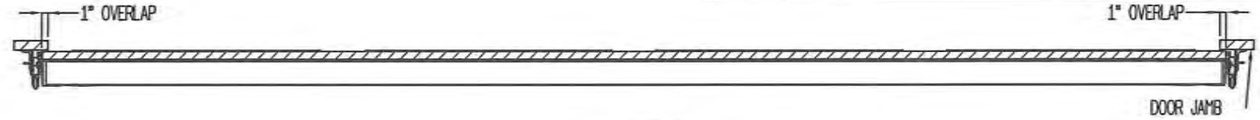

SECTION B-B
SCALE 1 : 12

PRODUCT REVISED
as complying with the Florida Building Code
NOA-No. 26-0820.06
Expiration Date 08/04/2027
By
Miami-Dade Product Control

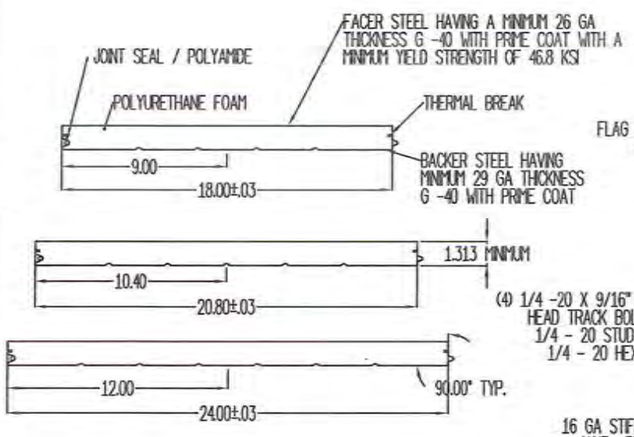

SECTION A-A
SCALE 1 : 4

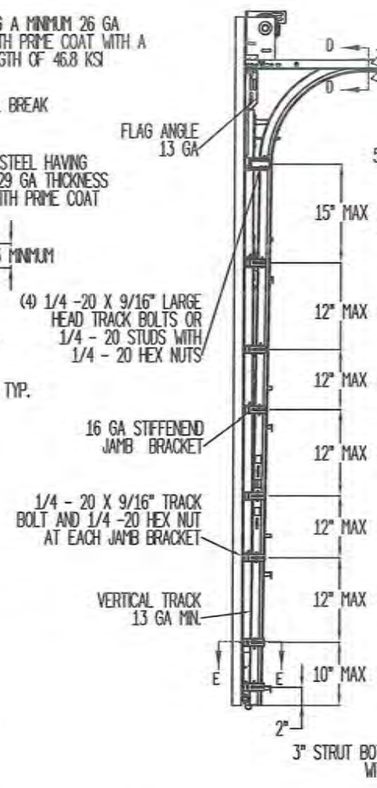

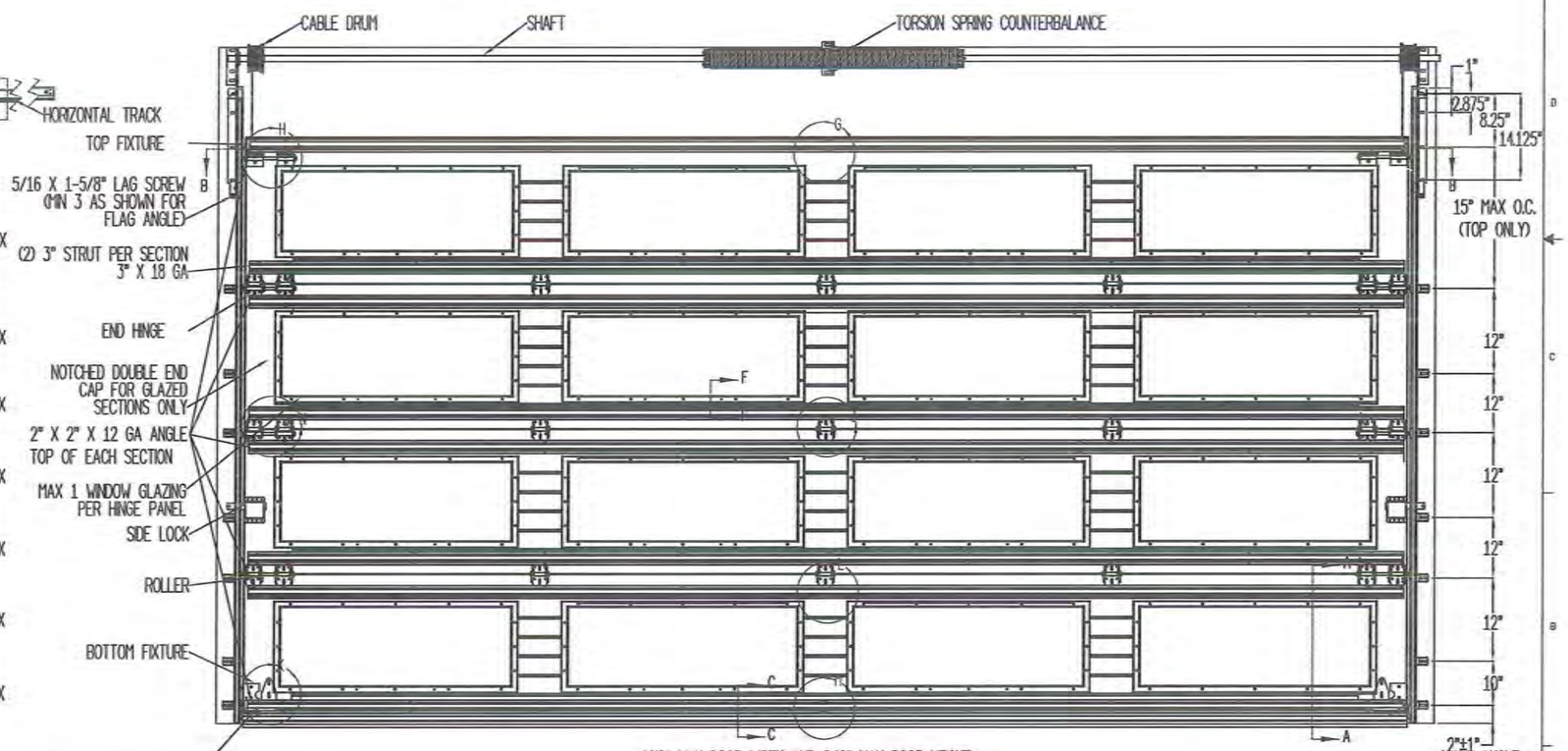

SECTION C-C
SCALE 1 : 4

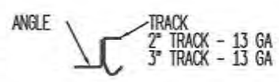

SECTION D-D
SCALE 1 : 4

DWAYNE J. KORNISH
LICENSE
No. 77945
STATE OF FLORIDA
PROFESSIONAL ENGINEER

9/10/2026

DWAYNE J. KORNISH, PE
4576 COUNTY ROAD 160
MOUNT HOPE, OHIO
FL PE 77945 TX PE 117868

PROFESSIONAL ENGINEER'S SEAL PROVIDED ONLY FOR VERIFICATION OF WINDLOAD CONSTRUCTION DETAILS.

THIRD ANGLE PROJECTION

OVERHEAD DOOR CORP
2501 S. STATE HWY 121
SUITE 200
LEWISVILLE, TEXAS 75067
469-549-7100

UNLESS OTHERWISE SPECIFIED

INTERPRET DIMS & TOLS PER ASME Y14.5M
ALL DIMS ARE IN INCHES
DO NOT SCALE
DIMS CIRCLED WITH SYMBOL ' ' ARE CRITICAL TO QUALITY DESIGN FEATURES & MUST MEET APPLICABLE IN-PROCESS INSPECTION STANDARDS.

TOLERANCES:
.X = ± .1
.XX = ± .03
.XXX = ± .010
ANGULAR = ± .5°
HOLES:
< ø.251 = +.004/-.003
ø.251-ø.500 = +.006/-.003
> ø.500 = +.008/-.003
ALL GEOMETRY GOVERNED BY 3D CAD DATABASE:

	APPROVALS	DATE
DRAWN	J. QIAN	10/28/21
CHECKED	D. KORNISH	10/28/21
APPROVED	-	-
MATERIAL	-	
FINISH	-	

The Genuine. The Original. OVERHEAD DOOR
LEWISVILLE, TEXAS

DESCRIPTION
WINDLOAD MODELS 5745/5765/7565/515/525, +46/-52 PSF, DADE COUNTY, 16'2" MAX WIDTH

SIZE	DWG NO.	REV
D	D-411903	A

SCALE 1:12 | UOM = EA | SHEET 1 OF 4

ENG F20.0ED-FORM REV A0

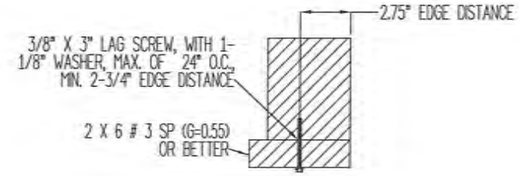

WOOD MOUNTED TO # 3 SOUTHERN PINE SUBSTRATE

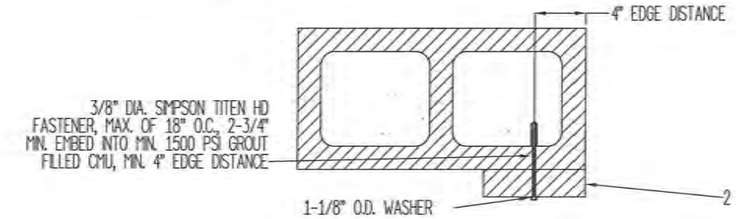

WOOD MOUNTED TO GROUT FILLED MASONRY BLOCK DETAIL

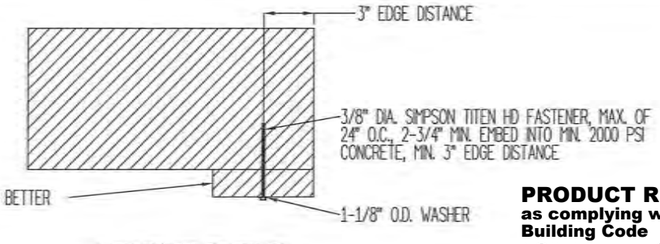

WOOD MOUNTED TO 2000 PSI CONCRETE DETAIL

PRODUCT REVISED
as complying with the Florida Building Code
NOA-No. 26-0820.06
Expiration Date 08/04/2027
By
Miami-Dade Product Control

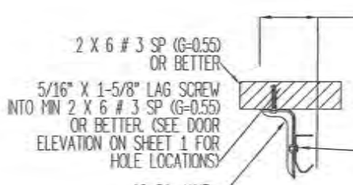

MOUNTING TO WOOD JAMB DETAIL

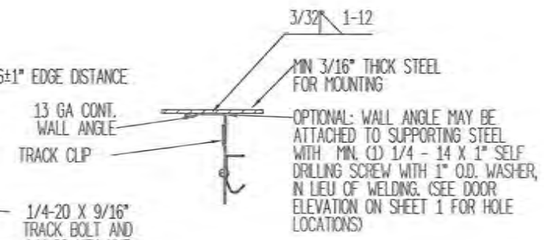

MOUNTING TO STEEL JAMB DETAIL

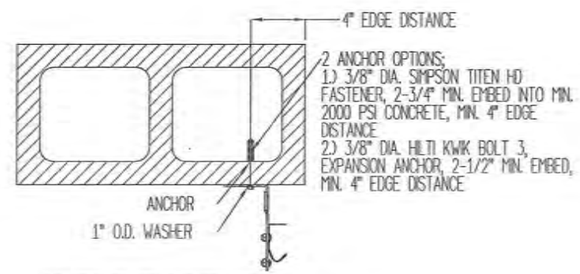

MOUNTING TO GROUT FILLED MASONRY BLOCK DETAIL

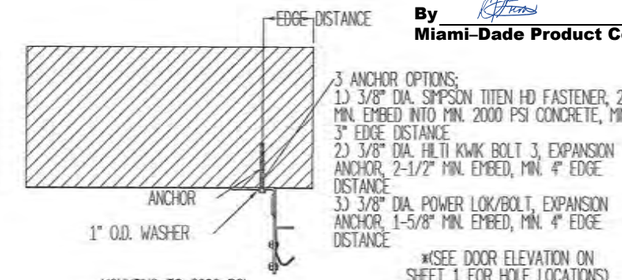

MOUNTING TO 2000 PSI CONCRETE DETAIL

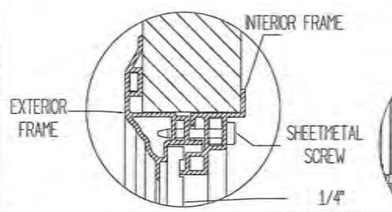

WINDOW DETAIL

SECTION F-F
SCALE 1 : 4

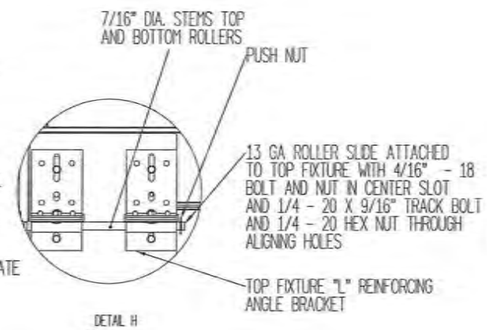

DETAIL H
SCALE 1 : 4

SECTION E-E
SCALE 1 : 4

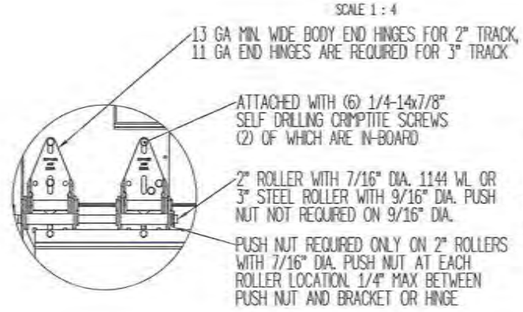

DETAIL N
SCALE 1 : 4

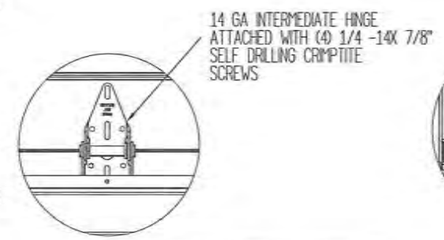

DETAIL J
SCALE 1 : 4

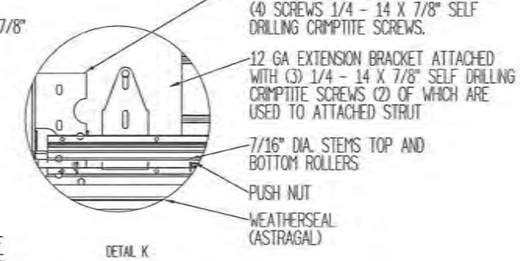

DETAIL K
SCALE 1 : 4

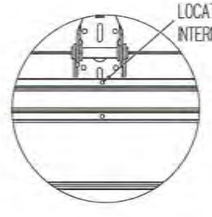

DETAIL L
SCALE 1 : 4

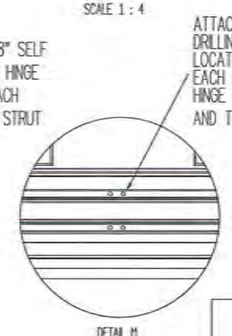

DETAIL M
SCALE 1:4

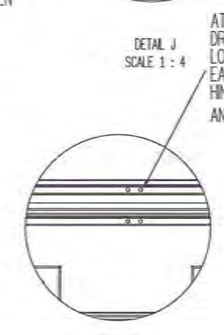

DETAIL G
SCALE 1:4

IMPACT FRAME SIZE	DAYLIGHT OPENING (DLO)	SCREW QTY
19.2 X 15.3	15 X 11	10
19.8 X 16.8	15.75 X 12.75	10
40 X 12.8	35.8 X 8.6	14
42 X 16.8	37.8 X 12.75	14
41.2 X 7.1	37 X 3	12
44.1 X 15.5	40.13 X 11.25	16

DWAYNE J. KORNISH
LICENSE
No. 77945
STATE OF FLORIDA
PROFESSIONAL ENGINEER

9/10/2026

DWAYNE J. KORNISH, PE
4576 COUNTY ROAD 160
MOUNT HOPE, OHIO
FL PE 77945 TX PE 117868

PROFESSIONAL ENGINEER'S SEAL PROVIDED ONLY FOR VERIFICATION OF WINDLOAD CONSTRUCTION DETAILS.

THIRD ANGLE PROJECTION

OVERHEAD DOOR CORP
2501 S. STATE HWY 121
SUITE 200
LEWISVILLE, TEXAS 75067
469-549-7100

UNLESS OTHERWISE SPECIFIED

INTERPRET DIMS & TOLS PER ASME Y14.5M
ALL DIMS ARE IN INCHES
DO NOT SCALE
DIMS CIRCLED WITH SYMBOL " " ARE CRITICAL TO QUALITY DESIGN FEATURES & MUST MEET APPLICABLE IN-PROCESS INSPECTION STANDARDS.

TOLERANCES:
X = ± .1
.XX = ± .03
.XXX = ± .010
ANGULAR = ± .5°
HOLES:
< ø.251 = +.004/-.003
ø.251-ø.500 = +.006/-.003
> ø.500 = +.008/-.003
ALL GEOMETRY GOVERNED BY 3D CAD DATABASE:

	APPROVALS	DATE
DRAWN	J. QIAN	10/28/21
CHECKED	D. KORNISH	10/28/21
APPROVED	-	-
MATERIAL	-	
FINISH	-	

The Genuine. The Original. OVERHEAD DOOR
LEWISVILLE, TEXAS

DESCRIPTION
WINDLOAD MODELS 5745/5765/7565/515/525, +46/-52 PSF, DADE COUNTY, 16'2" MAX WIDTH

SIZE	DWG NO.	REV
D	D-411903	A

SCALE 1:12 | UOM = EA | SHEET 2 OF 4

ENG F.26.043-FORM REV A0

NOTES: (UNLESS OTHERWISE SPECIFIED)
1. FOR DIMENSIONS AND NOTE REFERENCES, REFER TO INDIVIDUAL DRAWINGS.

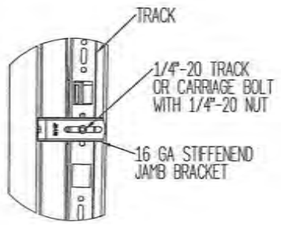

TYPICAL TRACK AND JAMB FASTENERS DETAIL

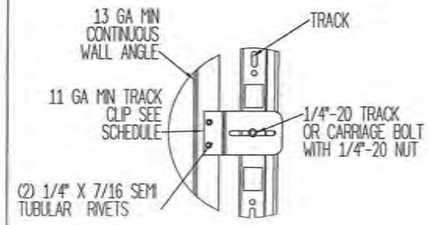

TYPICAL TRACK CLIP RIVETING DETAIL

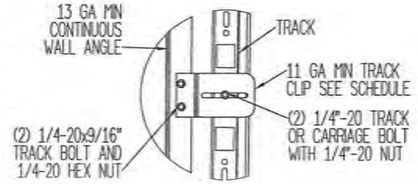

TYPICAL TRACK CLIP BOLTING DETAIL

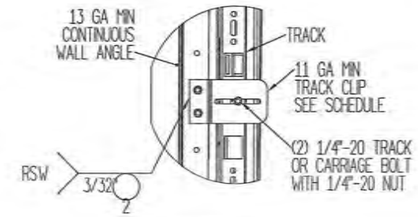

TYPICAL TRACK CLIP WELDING DETAIL

OPTIONAL WALL ANGLE TRACK

DETAIL M
SCALE 1 : 4

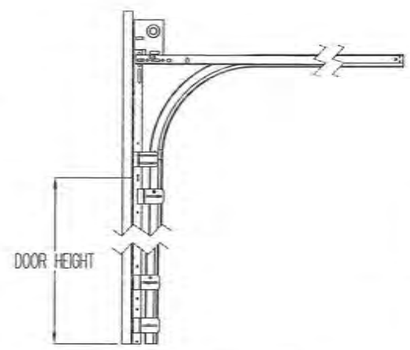

STANDARD LIFT TRACK DETAIL

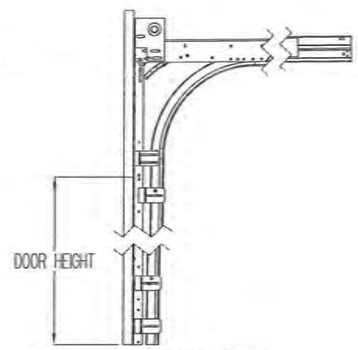

LOW HEADROOM TRACK DETAIL

TRACK DETAIL
SCALE 1 : 12

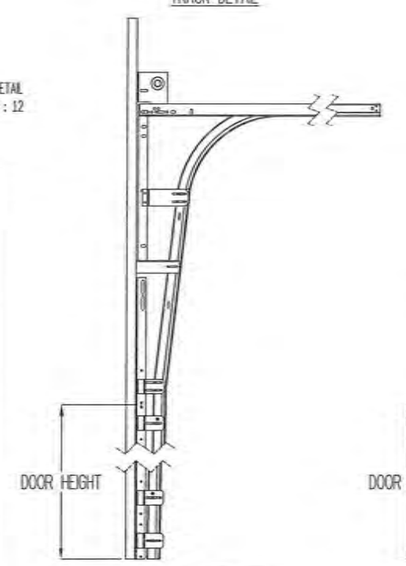

HIGH LIFT TRACK DETAIL

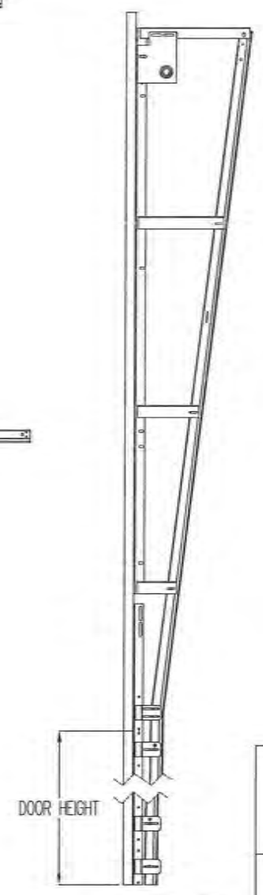

VERTICAL LIFT TRACK DETAIL

PRODUCT REVISED
as complying with the Florida Building Code
NOA-No. 26-0820.06
Expiration Date 08/04/2027
By
Miami-Dade Product Control

3" STRUT ATTACHED WITH (2) 1/4-14x7/8" SELF DRILLING CRIMPTITE SCREWS AT EACH HINGE LOCATION AND (2) BETWEEN EACH INTERMEDIATE HINGE FOR EACH STRUT

DETAIL P
SCALE 1 : 4

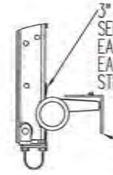

3" STRUT ATTACHED WITH (2) 1/4-14x7/8" SELF DRILLING CRIMPTITE SCREWS AT EACH HINGE LOCATION AND (2) BETWEEN EACH INTERMEDIATE HINGE FOR EACH STRUT

ALL 2"X2"X12GA ANGLE SHALL BE ATTACHED WITH (2) 1/4-14x7/8" SELF DRILLING CRIMPTITE SCREWS AT EACH HINGE LOCATION AND BETWEEN ALL END HINGES AND INTERMEDIATE HINGES.

DETAIL Q
SCALE 1 : 4

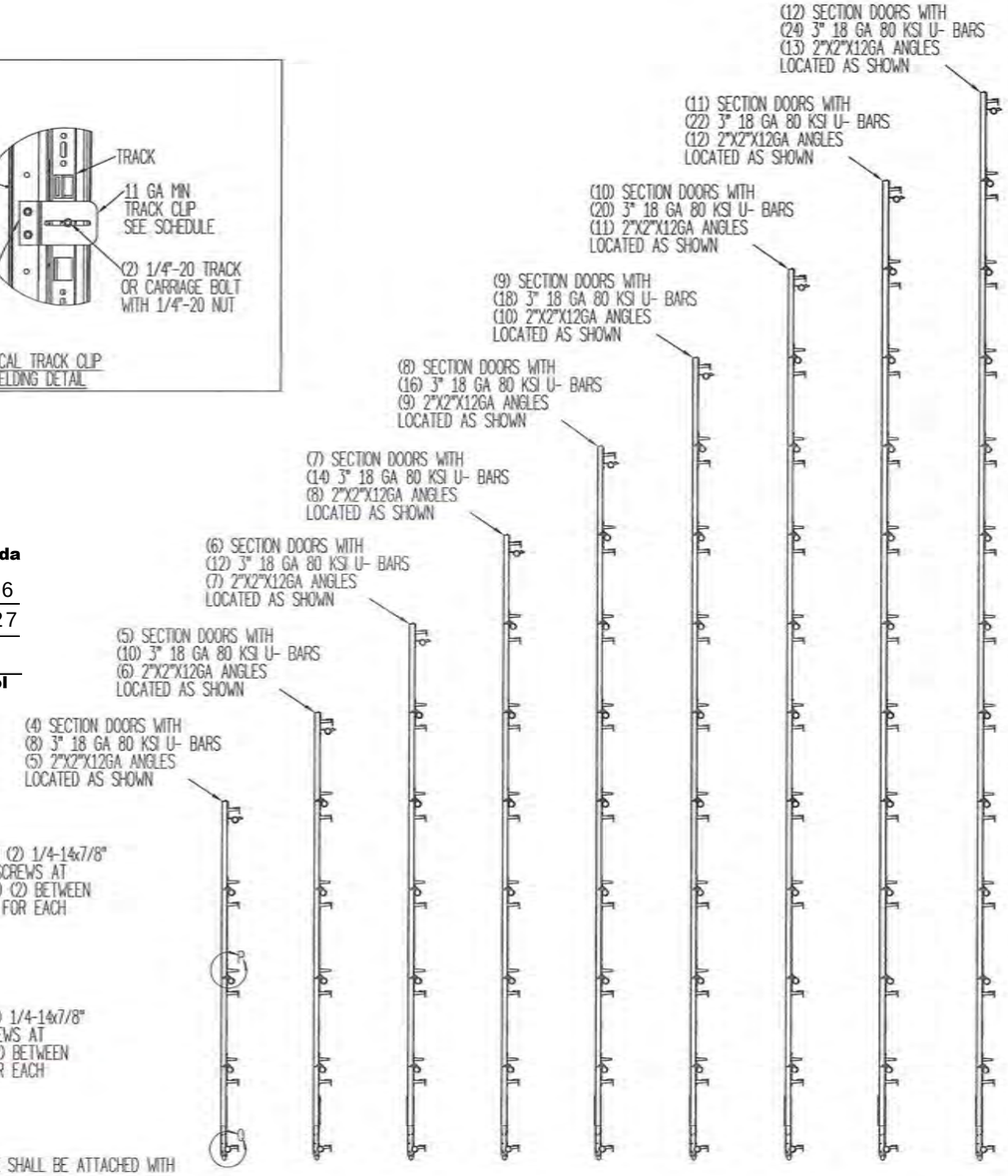

STRUT LOCATIONS
SCALE 1:20

DWAYNE J. KORNISH
LICENSE
No. 77945
STATE OF FLORIDA
PROFESSIONAL ENGINEER

9/10/2026

DWAYNE J. KORNISH, PE
4576 COUNTY ROAD 160
MOUNT HOPE, OHIO
FL PE 77945 TX PE 117868

PROFESSIONAL ENGINEER'S SEAL PROVIDED ONLY FOR VERIFICATION OF WINDLOAD CONSTRUCTION DETAILS.

THIRD ANGLE PROJECTION

OVERHEAD DOOR CORP
2501 S. STATE HWY 121
SUITE 200
LEWISVILLE, TEXAS 75067
469-549-7100

UNLESS OTHERWISE SPECIFIED

INTERPRET DIMS & TOLS PER ASME Y14.5M
ALL DIMS ARE IN INCHES
DO NOT SCALE
DIMS CIRCLED WITH SYMBOL " " ARE CRITICAL TO QUALITY DESIGN FEATURES & MUST MEET APPLICABLE IN-PROCESS INSPECTION STANDARDS.

TOLERANCES:
.X = ± .1
.XX = ± .03
.XXX = ± .010
ANGULAR = ± .5°
HOLES:
< ø.251 = +.004/-.003
ø.251-ø.500 = +.006/-.003
> ø.500 = +.008/-.003
ALL GEOMETRY GOVERNED BY 3D CAD DATABASE:

	APPROVALS	DATE
DRAWN	J.QIAN	10/28/21
CHECKED	D. KORNISH	10/28/21
APPROVED	-	-
MATERIAL	-	
FINISH	-	

The Genuine. The Original. OVERHEAD DOOR
LEWISVILLE, TEXAS

DESCRIPTION
WINDLOAD MODELS 5745/5765/7565/515/525, +46/-52 PSF, DADE COUNTY, 16'2" MAX WIDTH

SIZE	DWG NO.	REV
D	D-411903	A

SCALE 1:12 | UOM = EA | SHEET 3 OF 4

ENG F20.0610-FORM REV A0

NOTES: (UNLESS OTHERWISE SPECIFIED)
1. FOR DIMENSIONS AND NOTE REFERENCES, REFER TO INDIVIDUAL DRAWINGS.

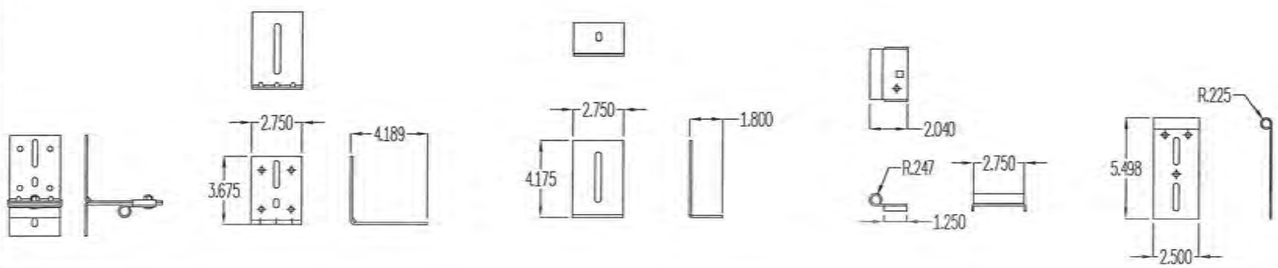

TOP FIXTURE ASSY.

BASE, TOP FIXTURE
12 GA

"L" REINFORCING ANGLE BRACKET
12 GA

ROLLER CARRIER
13 GA

LHR (7-4)
13 GA

TOP FIXTURE DETAILS

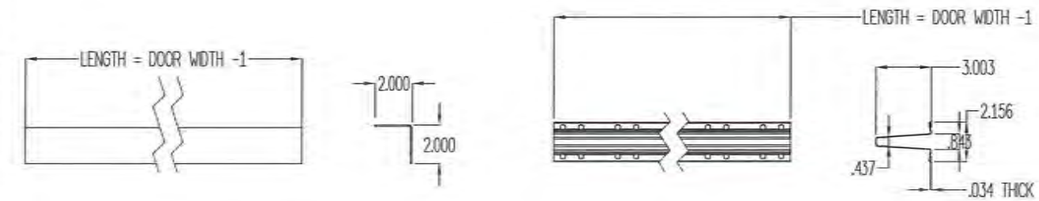

2" ANGLE
36 KSI MIN. YIELD STRENGTH, 2"X2"X12GA

3" STRUT OPEN WL (UBAR)
80 KSI MIN. YIELD STRENGTH, 3" X 18 GA

STRUT DETAILS

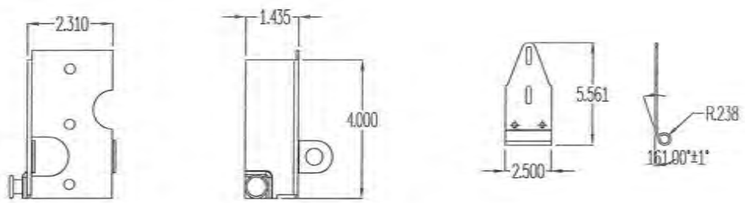

BOTTOM FIXTURE
14 GA

BRACKET, TOP RES. LHR
12 GA

BOTTOM FIXTURE DETAILS

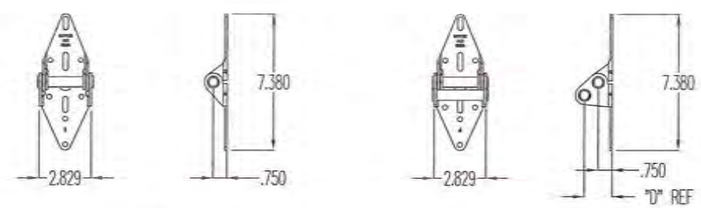

14 GA

13 GA

HINGE DETAILS

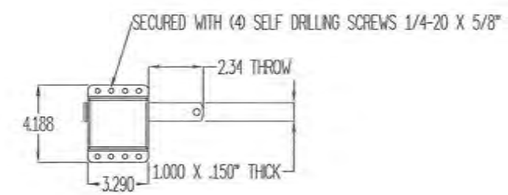

SIDE LOCK ASSY

LOCK DETAILS

7/16" STEEL PUSHNUTS

ROLLER ASSY, 2" WL 1144 (STEEL ROLLER)

ROLLER ASSY, 2" WL 1144 (NYLON ROLLER)

ROLLER STEM ASSY DETAILS

PRODUCT REVISED
as complying with the Florida Building Code
NOA-No. 26-0820.06
Expiration Date 08/04/2027
By
Miami-Dade Product Control

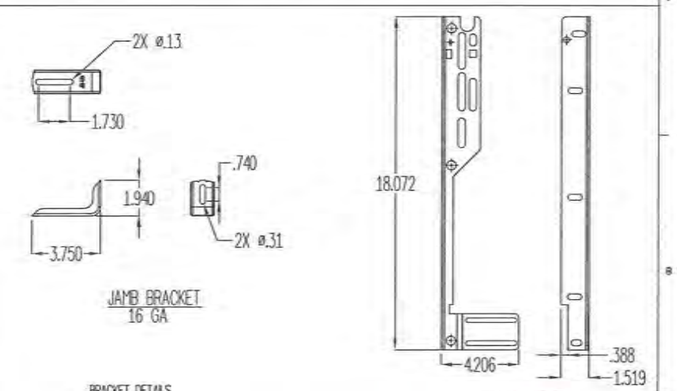

JAMB BRACKET
16 GA

BRACKET DETAILS

FLAG, ANGLE
13 GA

DWAYNE J KORNISH
LICENSE
No. 77945
STATE OF FLORIDA
PROFESSIONAL ENGINEER

9/10/2026

DWAYNE J. KORNISH, PE
4576 COUNTY ROAD 160
MOUNT HOPE, OHIO
FL PE 77945 TX PE 117868

PROFESSIONAL ENGINEER'S SEAL PROVIDED ONLY FOR VERIFICATION OF WINDLOAD CONSTRUCTION DETAILS.

THIRD ANGLE PROJECTION

OVERHEAD DOOR CORP
2501 S. STATE HWY 121
SUITE 200
LEWISVILLE, TEXAS 75067
469-549-7100

UNLESS OTHERWISE SPECIFIED

INTERPRET DIMS & TOLS PER ASME Y14.5M
ALL DIMS ARE IN INCHES
DO NOT SCALE
DIMS CIRCLED WITH SYMBOL ' ' ARE CRITICAL TO QUALITY DESIGN FEATURES & MUST MEET APPLICABLE IN-PROCESS INSPECTION STANDARDS.

TOLERANCES:
.X = ± .1
.XX = ± .03
.XXX = ± .010
ANGULAR = ± .5°
HOLES:
< ø.251 = +.004/-.003
ø.251-ø.500 = +.006/-.003
> ø.500 = +.008/-.003
ALL GEOMETRY GOVERNED BY 3D CAD DATABASE:

APPROVALS		DATE
DRAWN	J. QIAN	10/28/21
CHECKED	D. KORNISH	10/28/21
APPROVED	-	
MATERIAL	-	
FINISH	-	

The Genuine. The Original. OVERHEAD DOOR
LEWISVILLE, TEXAS

DESCRIPTION
WINDLOAD MODELS 5745/5765/7565/515/525, +46/-52 PSF, DADE COUNTY, 16'2" MAX WIDTH

SIZE	DWG NO.	REV
D	D-411903	A

SCALE 1:12 | UOM = | SHEET 4 OF 4

ENG F202403-FORM REV A0