

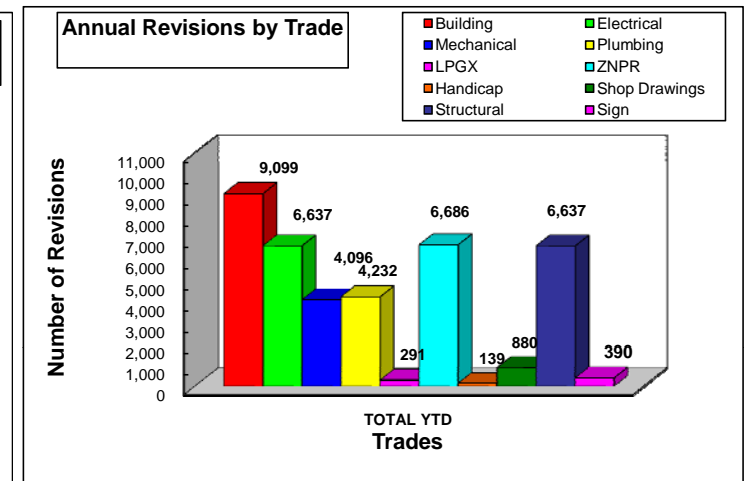
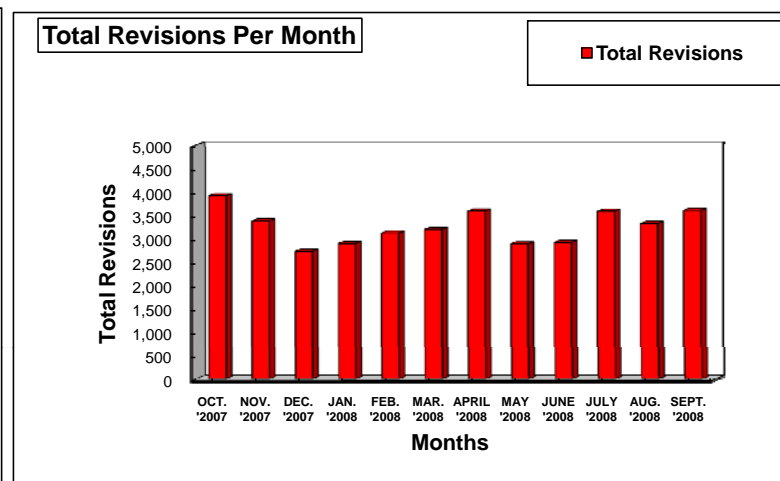
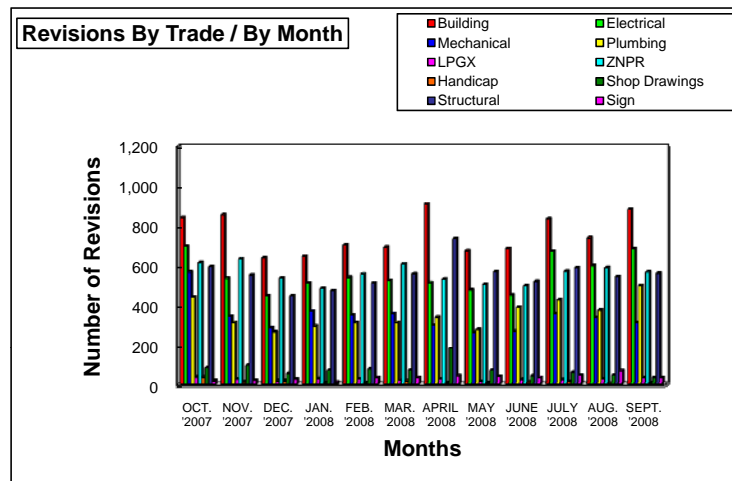
# MIAMI-DADE COUNTY BUILDING DEPARTMENT PERMIT SERVICES DIVISION

## PLANS PROCESSING - REVISIONS INITIAL REVIEW

\*\* Includes Dup Function \*\*

From 10/01/2007 to 9/30/2008

	OCT. '2007	NOV. '2007	DEC. '2007	JAN. '2008	FEB. '2008	MAR. '2008	APRIL '2008	MAY '2008	JUNE '2008	JULY '2008	AUG. '2008	SEPT. '2008	TOTAL YTD	EOY PROJ*
Building	840	854	637	647	703	692	910	674	686	835	738	883	9,099	9,099
Electrical	695	533	445	510	538	524	513	476	450	671	598	684	6,637	6,637
Mechanical	564	344	286	369	349	357	300	260	268	354	335	310	4,096	4,096
Plumbing	440	313	264	294	309	313	338	277	388	425	373	498	4,232	4,232
LPGX	36	24	16	27	26	20	26	13	23	23	26	31	291	291
ZNPR	614	633	536	484	557	607	531	504	496	571	588	565	6,686	6,686
Handicap	35	10	17	8	6	15	8	7	10	13	4	6	139	139
Shop Drawings	82	94	53	69	76	71	184	70	41	61	45	34	880	880
Structural	592	550	445	474	511	558	734	566	519	587	542	559	6,637	6,637
Sign	17	19	24	9	34	34	41	38	33	43	67	31	390	390
<b>Total Per Month:</b>	<b>3,915</b>	<b>3,374</b>	<b>2,723</b>	<b>2,891</b>	<b>3,109</b>	<b>3,191</b>	<b>3,585</b>	<b>2,885</b>	<b>2,914</b>	<b>3,583</b>	<b>3,316</b>	<b>3,601</b>	<b>39,087</b>	<b>39,087</b>



Source : Information Technology Department  
\*EOY PROJ assume remaining months are an average of YTD Total

Data Compiled and Report Produced by the Building Department, Computer Services Section