

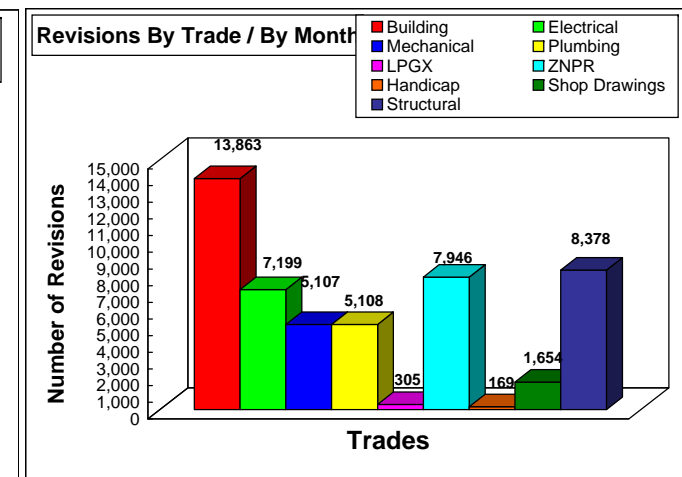
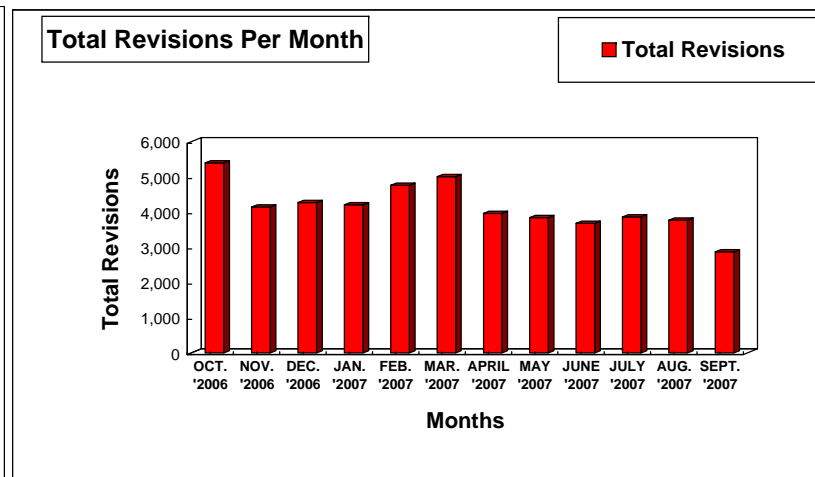
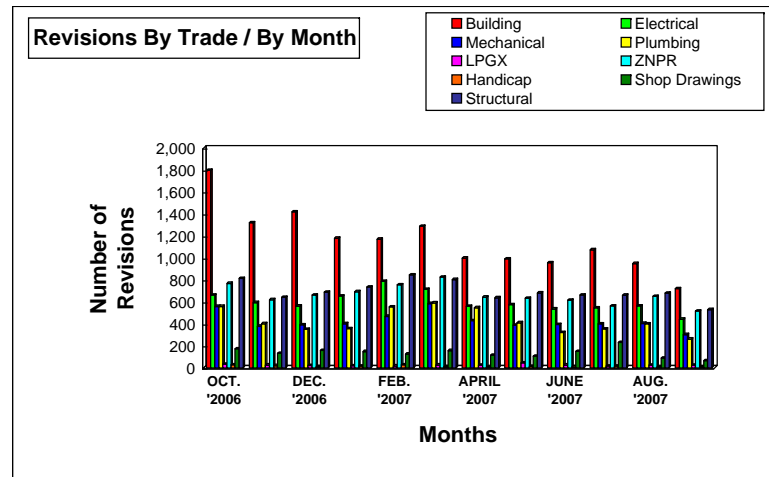
MIAMI-DADE COUNTY BUILDING DEPARTMENT PERMIT SERVICES DIVISION

PLANS PROCESSING - REVISIONS

** Includes Dup Function ** (Initial Review)

From 10/01/2006 to 9/30/2007

	OCT. '2006	NOV. '2006	DEC. '2006	JAN. '2007	FEB. '2007	MAR. '2007	APRIL '2007	MAY '2007	JUNE '2007	JULY '2007	AUG. '2007	SEPT. '2007	TOTAL YTD	EOY PROJ*
Building	1,797	1,320	1,419	1,179	1,170	1,288	999	991	957	1,074	949	720	13,863	13,863
Electrical	663	594	562	653	788	715	560	575	536	546	564	443	7,199	7,199
Mechanical	559	379	392	402	469	585	429	389	395	400	405	303	5,107	5,107
Plumbing	559	402	350	356	554	591	547	410	322	354	401	262	5,108	5,108
LPGX	34	26	21	19	18	26	25	45	26	16	24	25	305	305
ZNPR	769	620	662	693	756	825	643	633	615	563	650	517	7,946	7,946
Handicap	27	20	10	16	28	11	7	13	9	16	7	5	169	169
Shop Drawings	174	133	159	149	125	157	115	106	150	231	89	66	1,654	1,654
Structural	813	642	688	735	846	803	637	681	663	661	679	530	8,378	8,378
Total Per Month:	5,395	4,136	4,263	4,202	4,754	5,001	3,962	3,843	3,673	3,861	3,768	2,871	49,729	49,729



Source : Information Technology Department
*EOY PROJ assume remaining months are an average of YTD Total

Data Compiled and Report Produced by the Building Department, Computer Services Section