



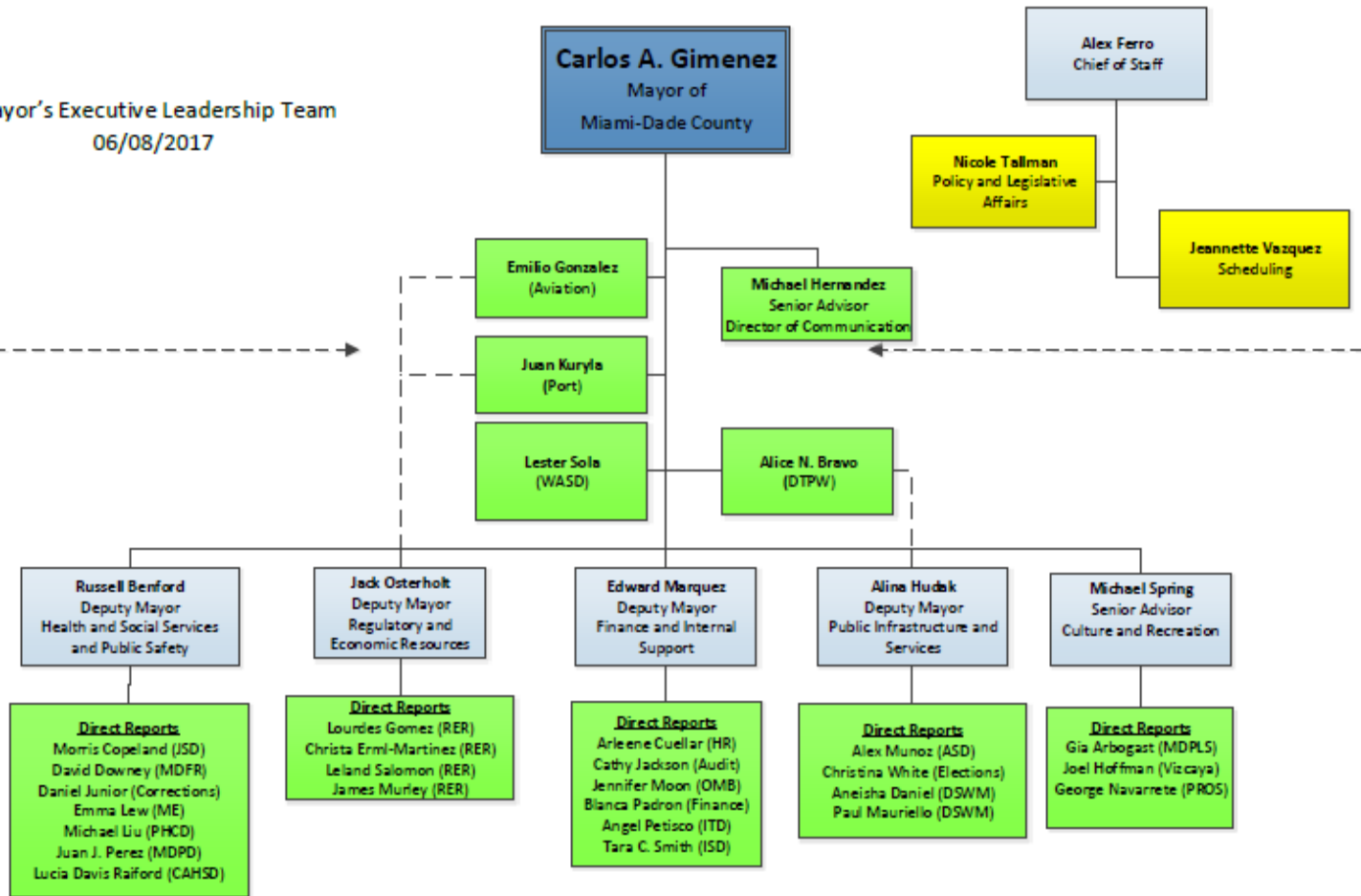
PROCUREMENT MANAGEMENT SERVICES

SEPTEMBER 25, 2017

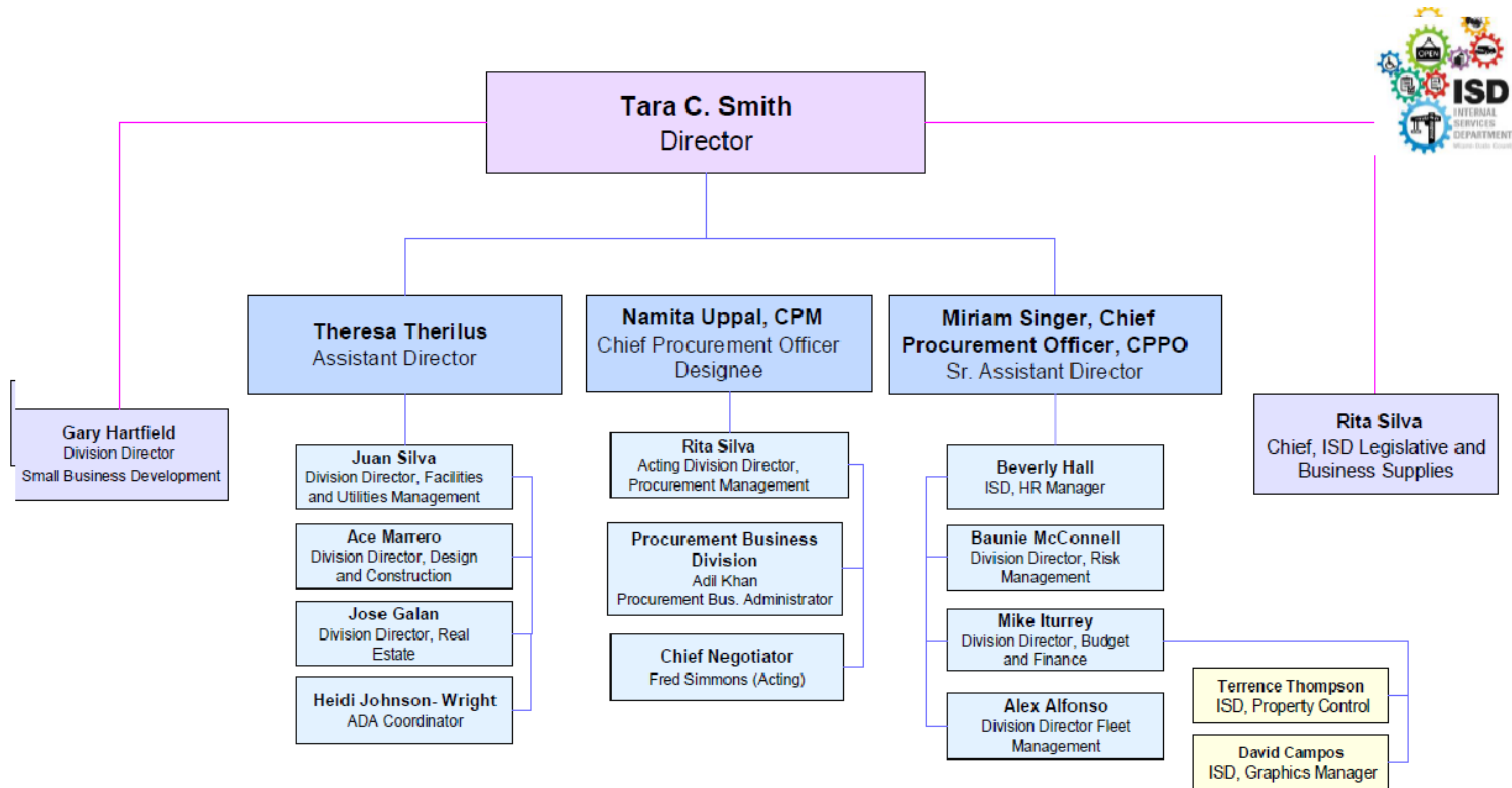
Miami-Dade County Table of Organization



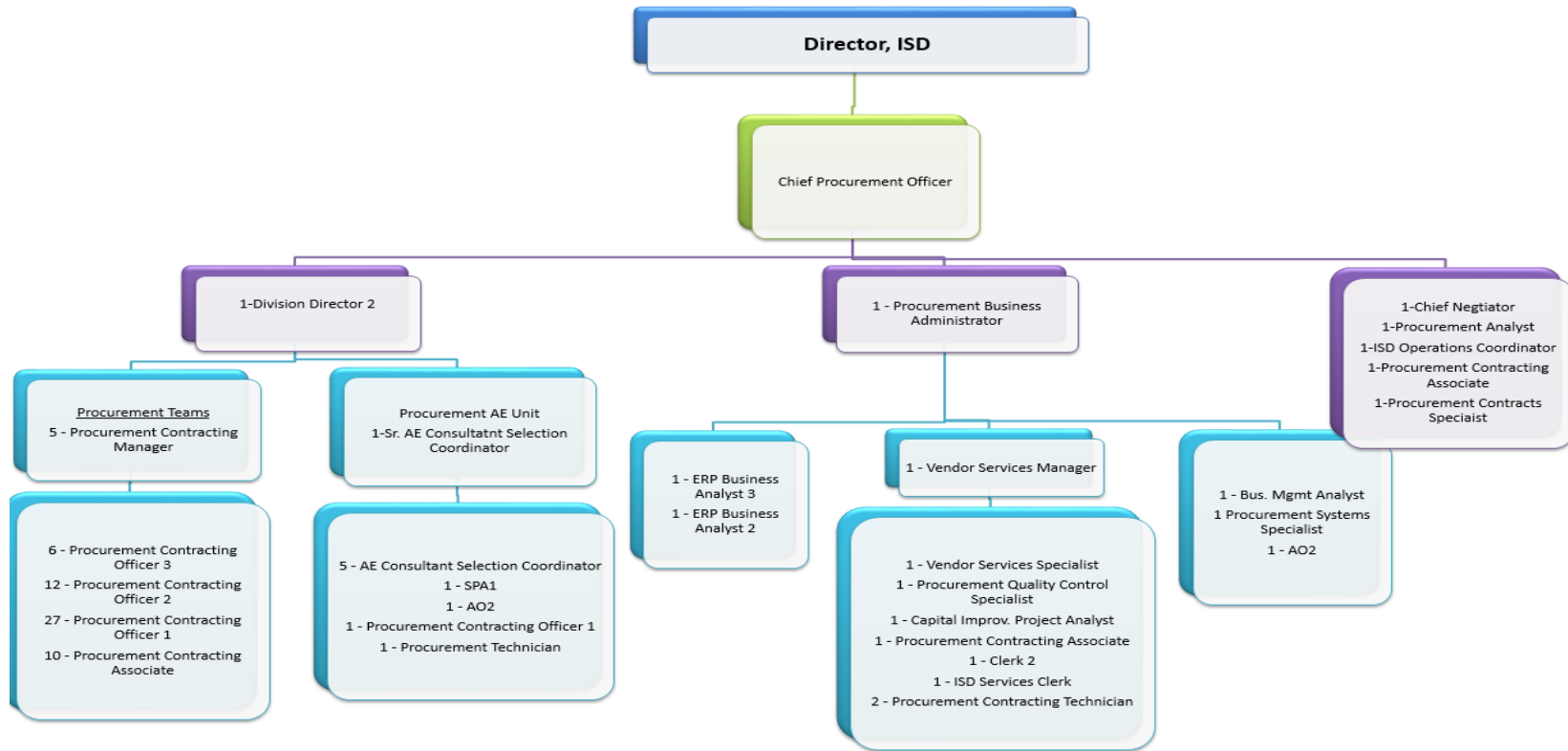
Mayor's Executive Leadership Team
06/08/2017



Internal Services Department Table of Organization



Procurement Management Division – Table of Organization



Mission

The Procurement Management Services Division is dedicated to customer service and the timely acquisition and provision of goods and services, design, construction and construction management services. By utilizing technology and sound business processes, we strive to bring the greatest value and service to Miami-Dade County with integrity, fairness, competition and community inclusion.

Centralization & Decentralization

Centralization:

- Goods and Services
- Architecture and Engineering Services
- Design Build Procurements
- Policy Development, Implementation and Training

Decentralization

- Construction Projects - Capital Departments
 - Capital Departments use ISD-PM construction templates

Capital Departments

- Aviation
- Fire Rescue
- Internal Services
- Parks, Recreation and Open Spaces
- Port Miami
- Public Housing & Community Development
- Solid Waste Management
- Transportation and Public Works
- Water and Sewer

Mayor's Delegation of Authority

- Goods & Services: Contracts valued up to \$1 Million
- Miscellaneous Construction Contracts (MCC) Program: Projects valued up to \$5 Million
- Architecture and Engineering valued up to \$200,000
- Equitable Distribution Program: \$200,000

All contracts exceeding the amounts above are approved by the Board.

Acquisition Methods

Competitive

- Request for Proposals and Qualifications
- Invitation to Bids/Quotes
- Prequalification Pools
- Notice to Professional Consultants
- Request for Design-Build Services

Non-Competitive

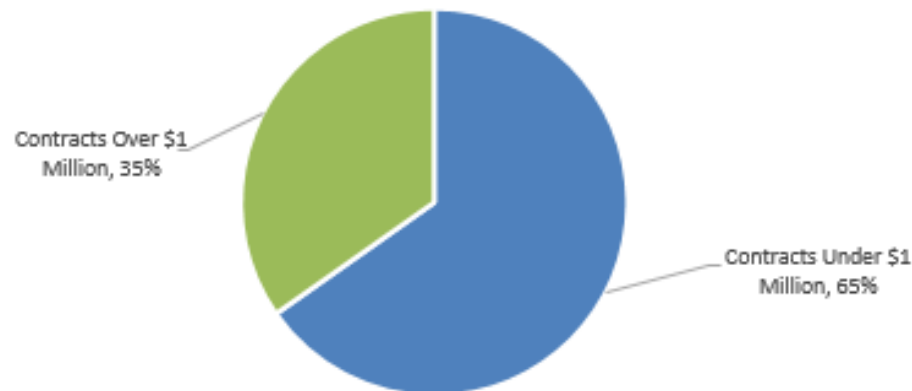
- Sole Sources, Legacy
- Bid Waivers

Active Contracts 2017

- 900+ Active Goods and Services Contracts
 - Award Value \$5 Billion
 - 83% Competitively Established
 - 17% Non-Competitive Contracts
- 5,000+ Vendors on Active Contracts of which 3,000+ Vendors With Miami-Dade Address
- 242 Pre-Qualification Pools
- 54 Revenue Generating Contracts
- 56 Living Wage Contracts

Contract Award Authority

- 65% of Contract Awards Under \$1 Million
 - Valued at \$188 Million
- 35% of Contract Awards Exceed \$1 Million
 - Valued at \$4.8 Billion



Contract Award Authority (cont.)

- Value of Contract Awards Under \$1 Million Approved by the Mayor:
 - 4% of Total Awarded Dollars
- Value of Contract Awards Exceeding \$1 Million Approved by BCC:
 - 96% of Total Awarded Dollars

