

Municipal Program

Municipal PTP Surtax Overview as of FY 2022

Municipalities Participating in PTP Surtax Program



33

Population



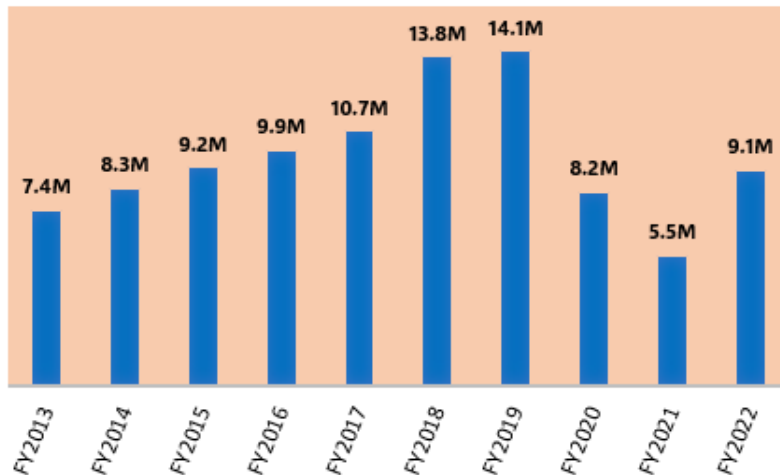
1.6M

Total Surtax \$ Transferred Since Inception

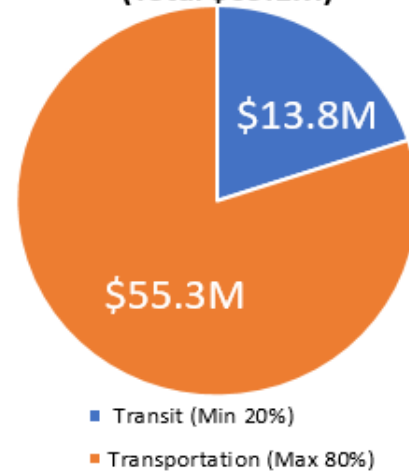


\$968M

Ridership



FY 2022 Municipal Surtax Transfer (Total \$69.1M)



Circulator/
Trolley



24

On-Demand



16

Circulator +
On-Demand



+



9

Planned
Transit



3

None



+



2

Number of Municipalities with Transit Services

(Municipalities must spend a minimum 20% on Transit Improvements and a maximum of 80% on Transportation Improvements)

The Miami-Dade County Ordinance #02-116 creating the half-percent transportation Surtax calls for twenty percent (20%) of Surtax proceeds to be distributed directly to municipalities on a pro-rata basis for use on local transit and transportation projects. Municipalities must apply at least twenty percent (20%) of their share of Surtax proceeds toward transit improvements and a maximum of eighty percent (80%) on transportation improvements. Florida Statute 212, Title XIV defines the purposes for which Surtax proceeds may be expended. House Bill 385 effective October 1, 2022, states that no more than twenty five percent (25%) of the Surtax proceeds may be distributed to the municipalities in total Surtax collection.

The Municipal Program is an on-going program. There are currently 34 municipalities that are eligible to receive Surtax funding, with 33 municipalities participating in the program. Indian Creek Village is currently not participating. The County executes Interlocal Agreements (ILAs) with municipalities for them to receive Surtax funds. Miami Gardens, Cutler Bay and Doral are relatively newly formed municipalities and joined the Municipal Surtax program in 2012. Municipalities have received approximately \$968.15 million in Surtax funding since the inception of the PTP until September 2022.

Of the 33 participating municipalities, 31 municipalities operate a circulator and/or on-demand transit service, or partner with another municipality or with DTPW to operate a circulator service. Additionally, three (3) municipalities have been planning to implement on-demand service in FY 2023 and FY 2024. PTP funding has been expended for direct operating and capital expenses both for those municipalities operating circulators, and for those municipalities not directly operating a

circulator. Funding has also been expended for items that support transit in areas such as bus shelters along Miami-Dade DTPW bus routes. Several municipalities also use PTP funds for multi-year debt obligations to complete capital projects.

The Transportation portion of the funding was used by municipalities to implement a broad range of public works projects such as roadway widening, roadway milling and resurfacing, intersection improvements, roadway drainage improvements, Americans with Disabilities Act (ADA) compliant sidewalks and curbs, pedestrian signals, traffic circles and traffic calming devices.

Municipal accomplishment highlights for transit and transportation projects and programs are presented further in this section. North Bay Village and Town of Golden Beach do not operate a transit (circulator or on-demand) service as of 2022. North Bay Village suspended transit service during the pandemic and is planning to implement on-demand service in FY 2023.

The Municipal transit service and transportation projects were affected by the COVID-19 pandemic. The annual ridership declined in FY 2020 and further in FY 2021 due to service suspensions and reduction in services during the pandemic. However, now with service restoration, ridership has started increasing significantly from its lowest of 5.4 million passengers in FY 2021 to 9.06 million passengers in FY 2022. The project status information and actual expenditures are as reported by the municipalities in this section.

City of Aventura	Population 38,041	FY 2022 PTP Surtax Transfer/Actual \$2,142,482/ \$1,738,709
-------------------------	-----------------------------	---

Transit FY 2022 PTP Surtax Transfer/Actual - \$428,496/\$1,288,726

Transit Service	Aventura Express Shuttle (since 1999) On-demand (2021)
No. of Routes	Shuttle – 3 On-demand - Citywide
Service During	Shuttle: Monday to Friday - 6:45AM to 6:45PM Saturday - 7:45AM to 9:45PM On-demand: Sunday to Saturday – 7:00AM to 11:00 PM
Service Frequency	Shuttle - 1 hour Freebee – On demand
Fleet Size	Shuttle passenger buses – 3 On-demand - 8
Vehicle Type	Shuttle Bus (26 passenger capacity) Tesla electric vehicles
Service Provider	Limousines of South Florida Freebee
Ridership	
Fiscal Year 2021-2022	157,060
Calendar Year 2022	114,122
Vehicle Real Time Tracking App	Aventura Express App
Connection with County Transit Routes	Bus Routes # 3, 9, 93, 95, 99, E, 120, S
Last County Audit	2015



Transportation FY 2022 PTP Surtax Transfer/Actual - \$1,713,986/ \$449,983

Roadway Resurfacing: Milling and resurfacing of NE 29th Avenue and Williams Island were completed in FY 2022. Total cost of the projects is \$242,229 and \$163,268 respectively and funded with PTP Surtax funds.

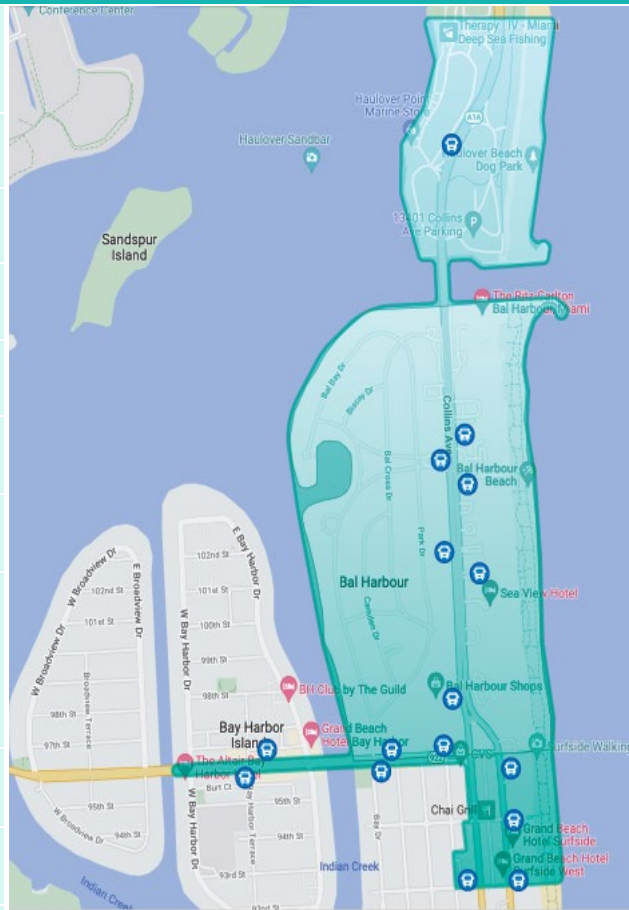
Crosswalk Installation: Furnish and Installation of crosswalks citywide was completed in September 2022 with \$40,413 in Surtax funding.



Bal Harbour Village	Population 2,932	FY 2022 PTP Surtax Transfer/Actual \$165,131/ \$33,561
----------------------------	----------------------------	--

Transit FY 2022 PTP Surtax Transfer/Actual - \$33,026/\$33,561

Transit Service	Bal Harbour Shuttle Express was suspended. The Village is transitioning to On-demand Service in December 2022.
No. of Routes	NA
Service During	Freebee: 8:00 AM to 7:00 PM
Service Frequency	On demand
Fleet Size	2
Vehicle Type	Tesla XL and Dodge ADA compliant vehicles
Service Provider	Freebee
Ridership	
Fiscal Year 2021-2022	NA
Calendar Year 2022	108 (in December 2022)
Vehicle Real Time Tracking App	Freebee vendor link App
Connection with County/Other Municipal Transit Routes	Bus Routes #107, 119, 120; Bay Harbor, Surfside
Last County Audit	2017



Surtax funds in the amount of \$33,561 were utilized for access improvements to Transit.

Transportation FY 2022 PTP Surtax Transfer/Actual - \$132,105/ \$0

No Transportation projects were implemented using PTP Surtax funds during FY 2022.

Town of Bay Harbor Islands Population 6,091		FY 2022 PTP Surtax Transfer/Actual \$343,049/Actual \$343,047
Transit FY 2022 PTP Surtax Transfer/Actual - \$68,610/\$96,856		
Transit Service	Shuttle Service (since 2012) On-demand (November 2022)	
No. of Routes	1	
Service During	Shuttle: Monday to Friday - 9:00AM to 5:00PM On demand: All week – 8:00AM to 6:00PM	
Service Frequency	Shuttle: 1 hr 30 mins Freebee: On demand	
Fleet Size	Shuttle – 1 On demand – 2 (includes 1 ADA vehicle)	
Vehicle Type	Shuttle bus (20 Passenger Capacity) Tesla	
Service Provider	Limousine of South Florida, Inc. Freebee	
Ridership Fiscal Year 2021-2022 14,401 Calendar Year 2022 9,255		
Vehicle Real Time Tracking App	NA	
Connection with County Transit Routes	Bus Routes #G, Connects to Bal Harbour, Surfside and North Miami shuttle/On-demand services	
Last County Audit	2020	
Transportation FY 2022 PTP Surtax Transfer/Actual - \$274,439/ \$246,191		

Debt Service Payments: Roadway and Drainage Improvement Project incurred debt in 2009 are scheduled to be repaid by 2031. The PTP Surtax funds were used to pay the cost of the project.

Village of Biscayne Park	Population 3,181	PTP dollars spent on Transit in FY 21 Allocation \$111,358/Actual \$205,419
---------------------------------	----------------------------	---

Transit FY 2022 PTP Surtax Transfer/Actual - \$22,272/\$50,000

Transit Service	On-demand (2022)
Service During	Sunday- Thursday: 12:00 PM to 7:00 PM Friday- Saturday: 11:00 AM to 9:00 PM
Service Frequency	On demand
Fleet Size	2
Vehicle Type	Tesla 1 SUV and 1 ADA Van
Service Provider	Freebee
Ridership	
Fiscal Year 2021-2022	265
Calendar Year 2022	1,468
Vehicle Real Time Tracking App	Freebee vendor App
Connection with County/Other Municipal Transit Routes	NA
Last County Audit	2019



Transportation FY 2022 PTP Surtax Transfer/Actual - \$89,087/ \$155,419

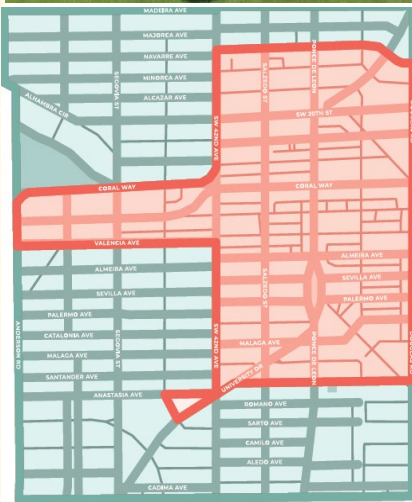
Village-wide Street Lighting: Maintenance and repairs of street lighting throughout the Village. This is an on-going project and the PTP funds spent in FY 2022 were \$26,595.

Road Repair and Storm Drain Design: Development of final design plans and construction for the road repair and storm drain project. The project will repave five locations of roadway that need asphalt and subbase repairs. The project also installs storm drain structures to prevent excessive flooding and damage to the roadways. The project is on-going with a total cost of \$112,881 in PTP funding.

Storm Drain Cleaning: Clean the storm drains within the roadways to avoid travel hazard on roads when flooded, potholes, and deterioration of the roadway/edge of pavement. The project started in February 2021 and is on-going with PTP funding expenditure of \$3,228.

Project Professional Services: In FY 2022, PTP Surtax funds in the amount of \$12,716 were used for various professional services such as project management, concept plan development, and plan reviews for a road repair and storm drainage project, FDOT project review and community, review of bid documents outreach, project development.

City of Coral Gables		Population 51,133	FY 2022 PTP Surtax Transfer/Actual \$2,879,717/\$2,741,296
Transit FY 2022 PTP Surtax Transfer/Actual - \$575,943/\$2,437,738			
Transit Service	Trolley (since 2003) On-demand (since 2017)		
No. of Routes	Trolley – 2 On-demand – Citywide		
Service During	Trolley: Monday to Saturday - 6:30AM to 10:00PM Freebee: Monday to Sunday - 10:00AM to 10:00PM		
Service Frequency	Trolley – 12 to 15 minutes Freebee – On demand		
Fleet Size	Trolley – 12; Freebee - 6		
Vehicle Type	Rubber Wheeled Diesel Trolleys Electric Elongated Golf Cart Freebee Vehicles		
Service Provider	Trolley –MV Transportation (Drivers & Dispatchers) On demand - Freebee		
Ridership			
Fiscal Year 2021-2022	922,546		
Calendar Year 2022	963,259		
Vehicle Real Time Tracking App	ETA Spot App (Connected to MDC Go-Connect App)		
Connection with County Transit Routes	Douglas Road Metrorail Station Bus Routes # 11, 51, 24, 37, 40, 42, 136 Miami Trolley – Coral Way and Coconut Grove routes		
Last County Audit	2019		



Transportation FY 2022 PTP Surtax Transfer/Actual - \$2,303,774/ \$303,558

Citywide Installation of Bicycle Infrastructure: Installation of bicycle infrastructure throughout different locations citywide. Among the improvements are the creation of bicycle paths on City thoroughfares and creation of bike-friendly areas in various locations. Residents of South Alhambra Circle have expressed interest in the installation of bicycle infrastructure along South Alhambra Circle from US-1 to Trionfo Street. City staff is working with a consultant to develop different options based on existing site conditions. A community meeting will be held with the residents to present the concepts developed to the property owners impacted by the project to determine if they wish to move the project forward to final design and construction. Project duration is estimated to be October 1, 2021, to September 30, 2027. Funding information: PTP - \$400,000; Local Option Gas Tax - \$252,576; City Funds - \$10,000; and Local Grant - \$235.

Citywide Pedestrian Infrastructure Program: The City is undertaking a comprehensive pedestrian infrastructure program. The program is funded to accomplish the City's goal to construct 4 miles of new sidewalks, each fiscal

year, where sidewalks do not currently exist and to restripe and/or install high visibility crosswalks in strategic locations throughout the City. The crosswalk striping includes the installation of "state law, yield to pedestrians in crosswalk" signage. The comprehensive pedestrian infrastructure plan also addresses the issue of missing sidewalk extensions and includes replacement of sidewalks which have been impacted by trees in the right-of-way, causing safety hazards. The project began in October 2021 and is on-going. The project is funded with \$5,186,956 City funds, \$1,554,748 local option gas tax fund and \$497,024 PTP funds.

Last Mile Transit Stop Improvements: This project will upgrade bus stops on City streets to high quality, decorative style facilities while connecting adjacent sidewalks and pedestrian ramps to improve accessibility. In addition to meeting ADA standards, bus stops will become comfortable places to wait for transit services, increasing the appeal of mass transit to address the City's congestion concerns. The project began in October 2021 and is funded by Federal grant - \$500,000; City funds - \$480,120 and PTP Surtax funds - \$162,128.

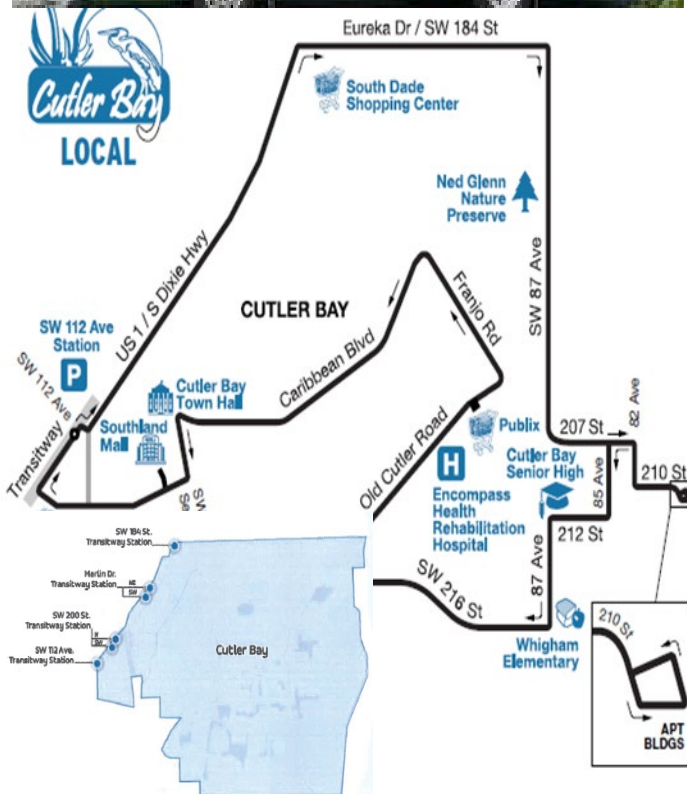
Citywide Street Resurfacing: This project includes the milling and resurfacing of asphalt on streets citywide. This is an on-going project funded by Local Option Gas Tax funds of \$2,025,758, City Funds of \$665,081, PTP Surtax funds of \$101,985, and a loan of \$9,000.

Emergency Generator Installation: Purchase and installation of permanent generators in various City facilities. A 300 KW diesel generator with a 72-hr sub-base fuel tank, 600-amp breaker, automatic transfer switch, and WP sound-attenuated enclosure with concrete structure will be installed at the Trolley Depot to provide emergency power to the 911 Public Safety Answering Points (PSAPs) equipment in case of an outage. Project began in October 2021 and will be funded by City funds (\$1,427,986), PTP funds (\$524,099) and Impact fee funds (\$81,605).

Town of Cutler Bay	Population 45,480	FY 2022 PTP Surtax Transfer/Actual \$2,561,448/ \$2,620,591
---------------------------	-----------------------------	---

Transit FY 2022 PTP Surtax Transfer/Actual - \$512,290/\$789,884

Transit Service	Cutler Bay Local Route 200 (since 2012) On demand (2020)
No. of Routes	Circulator -1 On demand (Go-connect Via) - Townwide
Service During	Circulator: Monday to Saturday - 8:40AM to 5:40PM Sunday – 10:40AM to 4:40PM Go-Connect (Via) – Monday to Friday - 5:30AM to 8:00PM
Service Frequency	Circulator – 53 minutes Go-connect – On demand
Fleet Size	Circulator – 1; On-Demand (Via) - 3
Vehicle Type	2012 GILLIG 12300 Diesel Bus (25 seating capacity) Chrysler Voyager & Chrysler Pacifica Vehicles
Service Provider	Trolley – Miami-Dade Transit On-Via
Ridership	
Fiscal Year 2021-2022	62,906
Calendar Year 2022	73,277
Vehicle Real Time Tracking App	Go-connect App
Connection with County Transit Routes	Bus Routes # 1, 31, 35/35A, 38, 52, 137, 200, 287
Last County Audit	2021



Transportation FY 2022 PTP Surtax Transfer/Actual - \$2,049,158/ \$1,830,707

Residential Roadway Resurfacing Project Phase VII: The roadway resurfacing improvements will enhance the neighborhood and improve drivability. The project will include milling of existing asphalt, placement of 1” Type S-III Asphalt Concrete Surface Course, adjustment of valve boxes and manholes, installation of raised pavement markers, placement of 24” thermoplastic stop bars with double yellow striping, and sidewalk repairs. Phase VII began in August 2020. Design and construction cost estimates for this project are \$15,522 and \$445,791 respectively.

Cutler Ridge Section 3 Roadway and Drainage Improvements: This project improves roadway and drainage conditions, restricts the discharge of hazardous pollutants to area canals and improves water quality and quantity treatment. The project began in January 2019 and was completed in September 2022. The total project cost was \$1,697,946 (PTP Surtax -\$1,247,946, FDEP Grant - \$200,000, Stormwater Utility Funds - \$250,000).

SW 82 Avenue Roadway Improvements: This project along SW 82 Avenue from Old Cutler Road to SW 184 Street

consists of drainage improvements, exfiltration trenches for water quality and treatment, new sidewalk ramps and sidewalk repairs, roadway resurfacing improvements and pavement markings, a traffic calming roundabout at the intersection of SW 188 Street and SW 82 Avenue. The project is currently under procurement. The total project cost is \$2,348,752. The project is funded by FDOT LAP grant in an amount of \$800,000, ARPA Funds of \$1,000,000.00, and PTP Surtax funds of \$548,752.

Caribbean Boulevard Complete Streets Gap 3 (from SW 87 Avenue to SW 184 Street): This project consists of drainage improvements, exfiltration trenches for water quality and treatment, bike lanes, new lighting, landscaping, new sidewalk ramps and sidewalk repairs, roadway resurfacing improvements and pavement markings. The project is currently under design. The total projects cost (design + construction) is \$2,005,650 and funded by FDOT LAP grant (\$1,000,000) and PTP Surtax funds (\$1,005,650.00).

Saga Bay 1.7 Sub-Basin Water Quality Improvement: This project is located in Saga Bay, north of SW 207 Street, south of SW 203 Street, east of SW 83 Avenue, and west of SW 80 Court. The project entails drainage improvements, exfiltration trenches for water quality and treatment, new sidewalk ramps and sidewalk repairs, roadway resurfacing improvements and pavement markings. The project duration is February 2022 to October 2022. Total project cost was \$1,052,272 and funded by FDEP Grant (\$600,000) and PTP Surtax funds (\$457,272).

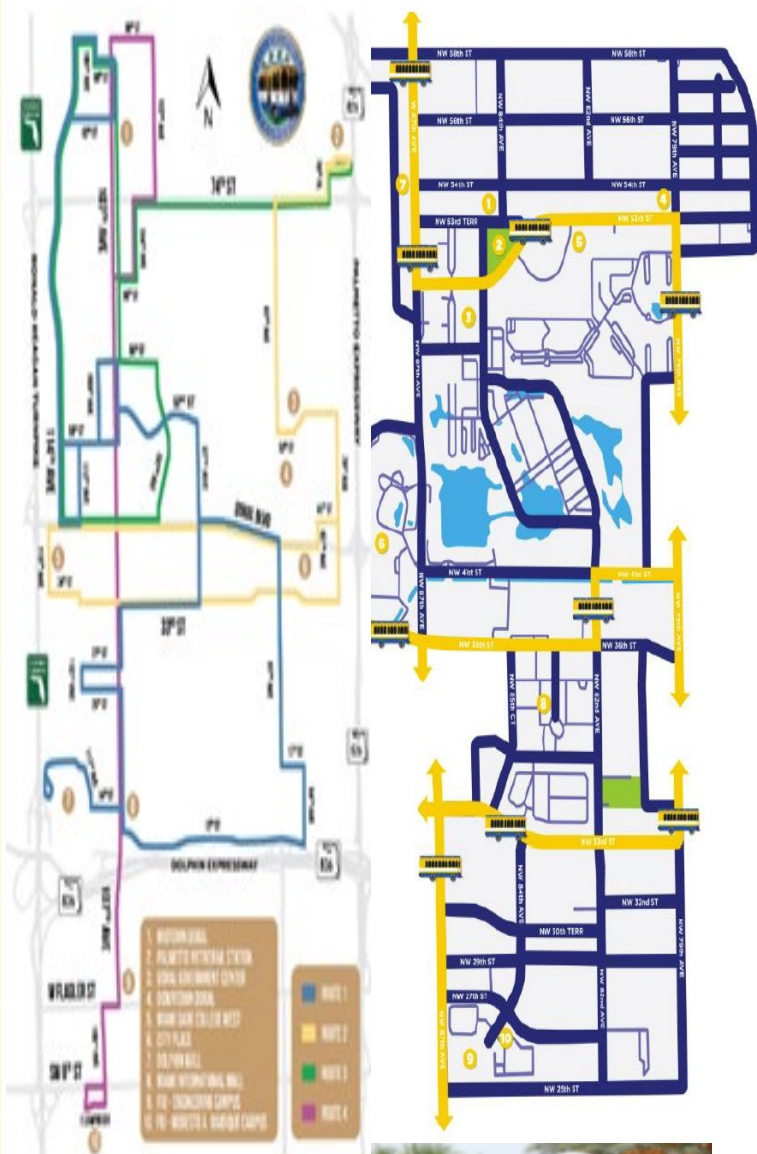
Residential Roadway Resurfacing (Phase VIII): The project scope currently under design is roadway resurfacing improvements to enhance specific neighborhood and improve drivability with milling of existing asphalt, placement of 1" Type S-III Asphalt Concrete Surface Course, adjustment of valve boxes and manholes, installation of raised pavement markers, placement of 24" thermoplastic stop bars with double yellow striping, and sidewalk repairs. The project costs are estimated to be \$36,658 for design and \$1,074,000 for Construction and CEI.

Traffic Calming Improvements: This project installs speed tables, traffic signs, and pavement markings at various locations throughout the Town. The project is currently under design with an estimated cost of \$16,200 for design and \$105,000 for construction and CEI services.

Lincoln City Park sidewalk Improvements: The project installs new sidewalk ramps and sidewalks all around the park in the public right of way located at 21200 SW 99 Court. The project is currently under design with an estimated cost of \$23,680.

City of Doral	Population 71,314	FY 2022 PTP Surtax Transfer/Actual \$4,016,428/\$2,772,262
Transit FY 2022 PTP Surtax Transfer/Actual - \$803,286/\$2,772,262		

Transit Service	Doral Trolley (since 2008) On demand (since 2019)
No. of Routes	Trolley - 4 On demand – Citywide
Service During	Trolley: Monday to Friday - Route 1 - 6:00AM to 10:00PM Route 2 - 6:10AM to 9:20PM Route 3 - 5:50AM to 9:30PM Route 4 - 6:00AM to 11:00PM Saturday – Routes 1 - 7:00AM to 8:00PM Route 2 - 7:00AM to 7:30PM Route 3 - 7:00AM to 7:00PM Sunday – Route 1 - 7:00 AM to 8:00PM On demand: Monday to Thursday 10:00AM to 7:00PM Friday and Saturday 10:00AM to 12:00AM Sunday 12:00PM to 6:00PM
Service Frequency	Monday to Friday - Route 1- 30 to 40 minutes Route 2 – 45-50 minutes Route 3 and 4 – 40 minutes Saturday – Route 1,2,3 – 50 minutes, 70 minutes and 60 minutes Sunday – Route 1 – 90 minutes
Fleet Size	Trolley – 17 Freebee - 4
Vehicle Type	Trolley bus Tesla
Service Provider	Limousines of South Florida, Inc. Freebee
Ridership	
Fiscal Year 2021-2022	618,156
Calendar Year 2022	646,757
Vehicle Real Time Tracking App	City of Doral App
Connection with County Transit Routes	Palmetto Metrorail Station, Bus Routes # 7, 36, 71, 87, 95 Express, 132, 137, 238
Last County Audit	2021



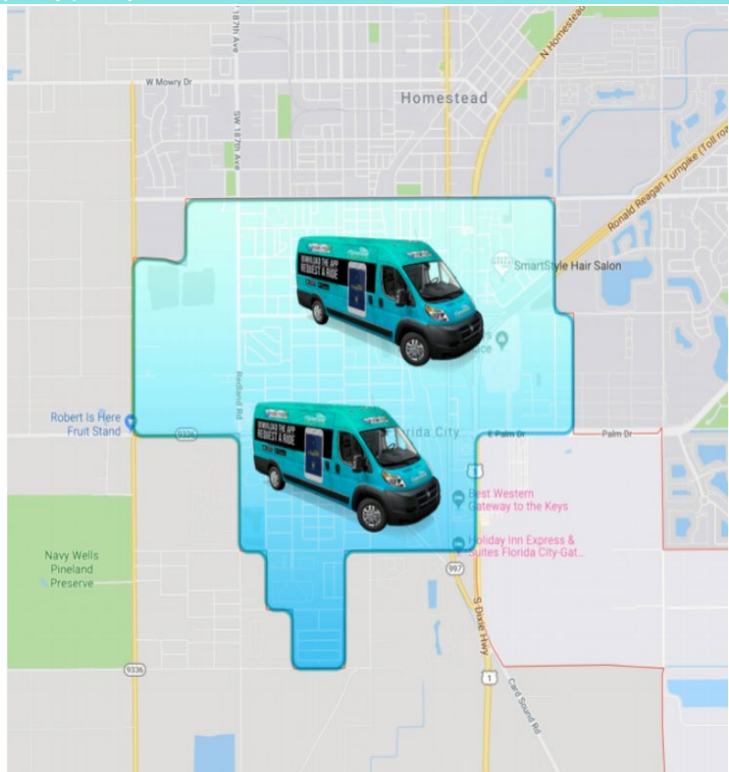
Transportation FY 2022 PTP Surtax Transfer/Actual - \$3,213,142/ \$0

Village of El Portal	Population 2,146	FY 2022 PTP Surtax Transfer/Actual \$0/ \$0
Transit FY 2022 PTP Surtax Transfer/Actual - \$0/\$0		
Transit Service New VOEP Freebee Shuttle to downtown Miami (December 2021)		
No. of Routes	1	
Service During	Monday to Friday - 7:00AM to 9:00AM and 3:00PM to 5:00PM	
Service Frequency	1 hour	
Fleet Size	1	
Vehicle Type	9-passenger Freebee electric van	
Service Provider	Freebee	
Ridership		
Fiscal Year 2021-2022	472	
Calendar Year 2022	658	
Vehicle Real Time Tracking App	NA	
Connection with County Transit Routes	Miami Central Station	
Last County Audit	2021	
Transportation FY 2022 PTP Surtax Transfer/Actual - \$0/ \$0		



PTP funds are being withheld due to non-compliance of Surtax funds spending and reporting requirements.

City of Florida City	Population 13,405	FY 2022 PTP Surtax Transfer/Actual \$754,975/\$439,925
Transit FY 2022 PTP Surtax Transfer/Actual - \$150,995/\$246,064		
Transit Service	On-demand Service (since 2020)	
No. of Routes	Citywide	
Service During	Monday to Friday - 7:00AM to 7:00PM Saturday - 12:00PM to 7:00PM	
Service Frequency	On demand	
Fleet Size	2	
Vehicle Type	9-Passenger Electric Van	
Service Provider	Freebee	
Ridership	NA	
Fiscal Year 2021-2022	28,282	
Calendar Year 2022	30,198	
Vehicle Real Time Tracking App	NA	
Connection with County Transit Routes	Bus Routes # 34, 35, 35A, 38, 301, 302, 344, and SW 344 St Park-and-Ride	
Last County Audit	2020	



Transportation FY 2022 PTP Surtax Transfer/Actual - \$6003,980/ \$193,861

East Palm Drive Canal Culvert and Road Widening: The City recognized the need to widen Southwest 344th Street between US-1 to Southwest 172nd Avenue to accommodate the addition of eastbound and westbound traffic lanes. The project began in 2016 and is on-going. The total cost of the project is \$8.4 million with a share of \$875,000 in the City of Florida City Storm water funds, \$3.1 million in a joint-partnership agreement (JPA) with Miami-Dade County, and \$4.425 million in Surtax funds.

Town of Golden Beach	Population 943	FY 2022 PTP Surtax Transfer/Actual \$53,110/\$75,605
----------------------	-------------------	---

Transit FY 2022 PTP Surtax Transfer/Actual - \$10,622/\$15,605 Last County Audit - 2018

The Town does not currently operate a circulator service. Transit portion of the Surtax funds were utilized to build two (2) bus shelters on A1A at Palermo Avenue and Ravina Street. The project was completed in July 2022 with a total cost of \$247,031.

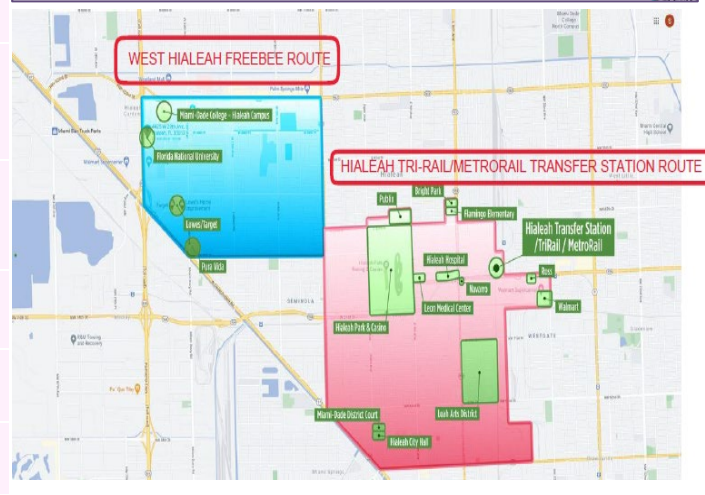
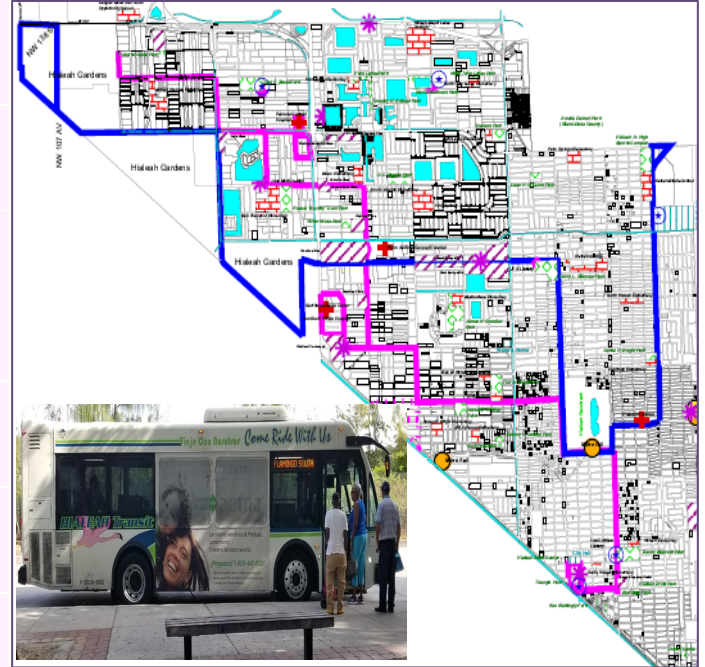
Transportation FY 2022 PTP Surtax Transfer/Actual - \$42,488/ \$60,000

The transportation portion of the Surtax funds are being utilized towards milling and resurfacing the parkways, curb and gutter repairs. This project is to maintain all roadways town-wide. Total project cost is \$1 million per fiscal year and a portion of it is covered by PTP Surtax funds.

City of Hialeah	Population 239,956	FY 2022 PTP Surtax Transfer/Actual \$13,513,559/\$11,505,242
------------------------	------------------------------	--

Transit FY 2022 PTP Surtax Transfer/Actual - \$2,702,712/\$4,870,659

Transit Service	Circulator (since 2002) On-Demand (2021)
No. of Routes	Circulator - 2 On-Demand - City wide
Service During	Circulator: Monday to Friday - 6:00AM to 7:30PM Saturday - 9:00AM to 3:30PM On-Demand: Monday to Friday - 7:00AM to 7:30PM Saturday, Sunday - 3:00PM to 9:00PM
Service Frequency	Circulator: 45 minutes to 1 hour On-Demand service – On demand
Fleet Size	Circulator - 13 On-Demand - 5
Vehicle Type	Circulator - Full size bus On-Demand - Tesla
Service Provider	Circulator - MV Transportation On-Demand - Freebee
Ridership	
Fiscal Year 2021-2022	296,811
Calendar Year 2022	326,964
Vehicle Real Time Tracking App	
Connection with County Transit Routes	Bus Routes # 29, 37, 54, L and Hialeah Metrorail Station
Last County Audit	2018



Surtax funds were utilized for the replacement of Transit buses. Twelve (12) new transit buses were replaced in FY 2022. Total cost was \$2,188,222.

Transportation FY 2022 PTP Surtax Transfer/Actual - \$10,810,847/ \$6,634,583

Debt Service Payments: The City of Hialeah used the PTP Surtax funds of \$4,562,773 for the bond debt payments in FY 2022, and \$2,288,926 for the implementation of projects including street lighting, sidewalks, roadway resurfacing, striping and professional services in FY 2021.



Roadway Resurfacing and Restriping: City wide roadway resurfacing and pavement marking restoration/restriping was completed in FY 2022 utilizing Surtax funds of \$346,991.

Street Lighting: Street light electrical service is an ongoing maintenance project and utilized PTP Surtax funds of \$1,019,765 in FY 2022.

Sidewalk Restoration: City wide sidewalk restoration was completed as need in FY 2022 with Surtax funds of \$480,421.

Equipment: The City purchased crane for street light pole repairs, installation and transport using Surtax funds of \$192,200 in May 2022.

Professional Services: In FY 2022, PTP Surtax funds in the amount of \$30,432 were used for professional services support for a roadway design.

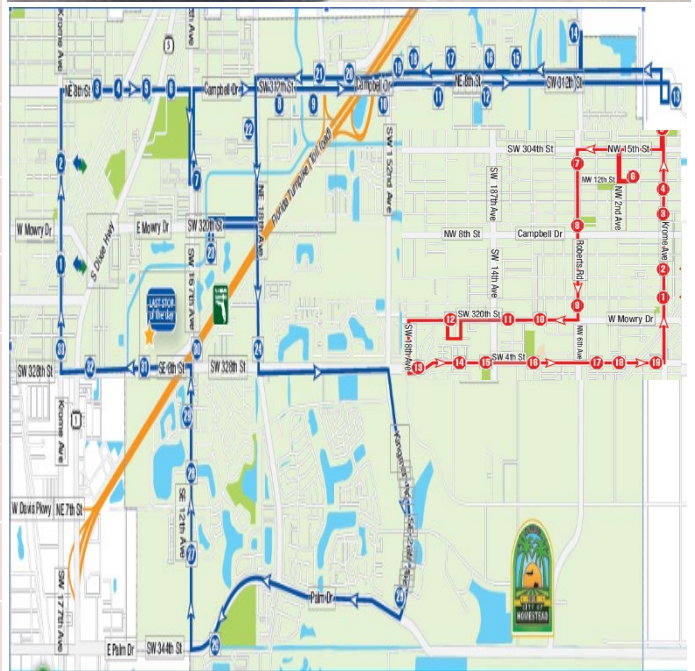
City of Hialeah Gardens		Population 23,644		FY 2022 PTP Surtax Transfer/Actual \$1,331,244/\$674,779
Transit FY 2022 PTP Surtax Transfer/Actual - \$266,249/\$210,000				
Transit Service City of Hialeah Gardens has an ILA with the City of Hialeah to provide circulator service.				
Last County Audit 2018				
Transportation FY 2022 PTP Surtax Transfer/Actual - \$1,064,995/ \$464,779				

Transportation portion of the Surtax funds were utilized to provide citywide roadway paving, repair and maintenance as needed. The city is planning to purchase a new sweeper truck.

City of Homestead **Population 76,334** **FY 2022 PTP Surtax Transfer/Actual \$4,299,157/\$2,076,076**

Transit FY 2022 PTP Surtax Transfer/Actual - \$859,831/\$1,648,451

Transit Service	Trolley (since 2010)
No. of Routes	2 regular routes, 2 seasonal routes
Service During	Weekdays – 6:00AM to 6:00PM Weekend – 10:00AM to 2:30PM 9:00AM to 6:00PM (Seasonal Service to National Parks)
Service Frequency	Weekdays: East/West – 60 to 75 minutes; 10 trips/day Downtown – 30 to 45 minutes; 11 trips/day Weekend: East/West – 60 to 75 minutes; 4 trips/day Downtown – 30 to 45 minutes; 8 trips/day National Parks seasonal – 1.6 to 2 hours
Feet Size	6
Vehicle Type	Diesel Trolley
Service Provider	Limousines of South Florida, Inc.
Ridership	
Fiscal Year 2021-2022	27,042
Calendar Year 2022	29,980
Vehicle Real Time Tracking App	NA
Connection with County Transit Routes	Bus Routes # 344, 35, 301, 38
Last County Audit	2017



PTP Surtax funds were utilized for other transit projects in FY 2022 as follows:

- \$1,399,999 for Homestead Multimodal Transit Center Debt payments
- \$46,760 for professional consulting services for the Homestead Multimodal Transit and Trolley Grant
- \$10,004 for transit signage
- \$21,046 for transit marketing
- \$2,225 for miscellaneous bus shelter repairs and maintenance

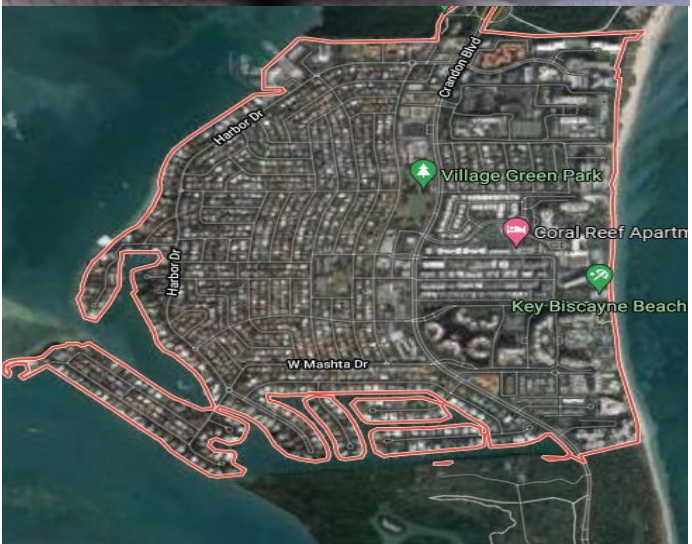
Transportation FY 2022 PTP Surtax Transfer/Actual - \$3,439,326/ \$427,625

PTP Surtax Transportation funds were used for citywide sidewalk repairs and installation (\$57,499), annual roadway repairs/improvements (107,000), and a traffic study for signaling upgrades (\$60,221).

Village of Key Biscayne	Population 12,925	FY 2022 PTP Surtax Transfer/Actual \$727,941/\$422,000
--------------------------------	-----------------------------	--

FY 2022 PTP Transit Transfer/Actual: \$145,588/\$422,000

Transit Service	Circulator route terminated in July 2021 On-demand Service (since 2016)
No. of Routes	Village-wide
Service During	Sunday to Thursday – 8:00AM to 8:00PM Friday - 8:00AM to 10:00PM Saturday – 10:00AM to 10:00PM
Service Frequency	On demand
Fleet Size	6
Vehicle Type	Freebee electric vehicle
Service Provider	Freebee
Ridership	
Fiscal Year 2021-2022	69,052
Calendar Year 2022	69,149
Vehicle Real Time Tracking App	Freebee vendor app
Connection with County Transit Routes	Bus Route # B/102
Last County Audit	2021



FY 2022 PTP Transportation Transfer/Actual - \$582,353/Actual \$0

Town of Medley		Population 995		FY 2022 PTP Surtax Transfer/Actual \$56,037/\$79,998
----------------	---	-------------------	---	---

Transit FY 2022 PTP Surtax Transfer/Actual - \$11,207/\$45,521

Transit Service	Circulator (since 2007)
No. of Routes	1
Service During	Wednesday – 9:30AM to 12:30PM
Service Frequency	Once a day
Fleet Size	1
Vehicle Type	Cutaway Shuttle Bus
Service Provider	In-house
Ridership	
Fiscal Year 2021-2022	1,272
Calendar Year 2022	1,384
Vehicle Real Time Tracking App	NA
Connection with County Transit Routes:	None
Last County Audit	2020



PTP Surtax funds were used to pay a portion of the driver’s salary/benefits, costs of repairs to shuttle bus, and shuttle bus insurance.

Transportation FY 2022 PTP Surtax Transfer/Actual - \$44,830/ \$34,477

Road Maintenance and Repairs: The majority of PTP funds are used in the townwide repairs of roads, purchase of cold patches, signs, guardrails, etc., as needed.

City of Miami **Population 497,924** **FY 2022 PTP Surtax Transfer/Actual \$7,000,641/\$15,515,651**

Transit FY 2022 PTP Surtax Transfer/Actual - \$1,400,128/\$11,879,484

Transit Service
Miami Trolley (since 2012)
On-demand (since 2012)

No. of Routes
Trolley - 13
On-demand – Citywide

Service During
Trolley: Monday to Saturday - 6:30AM to 11:00PM
Sunday - 8:00AM to 8:00PM
(No weekend service on Liberty City and Overtown routes)
On-demand Monday-Friday: 8:00AM to 5:00PM

Service Frequency
Circulator -15 to 30 minutes; On-demand

Fleet Size
Trolley – 56

Vehicle Type
Trolley Bus
On-demand – Cars and Vans

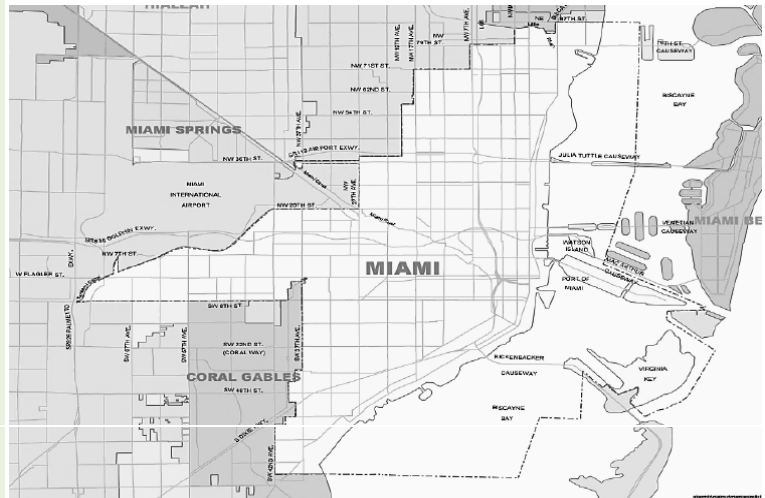
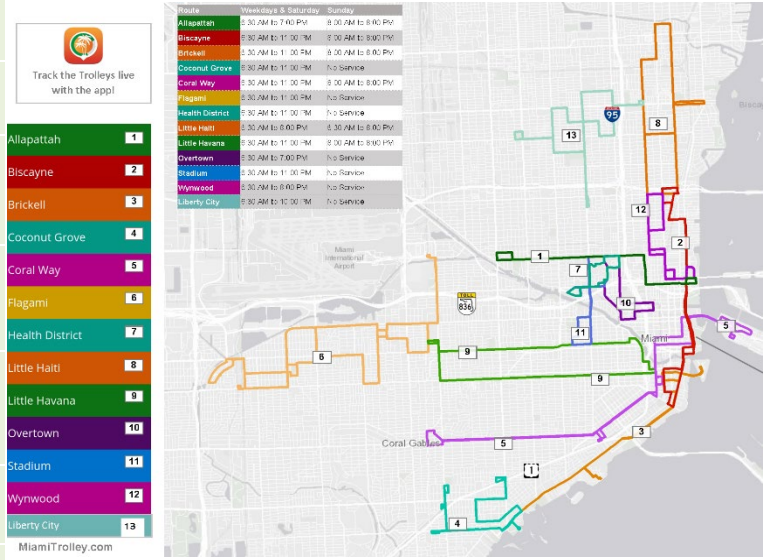
Service Provider
Trolley - Limousines of South Florida, Inc.
On-demand – Transportation America

Ridership
Fiscal Year 2021-2022 3,814,362
Calendar Year 2022 3,990,256

Vehicle Real Time Tracking App
Miami Trolley App

Connection with County Transit Routes
Metrorail Stations: MIC, Civic Center, Government Center, Santa Clara, Brickell, Vizcaya, Douglas Rd, Coconut Grove
Metromover Stations: Brickell, College Bayside, Adrienne Arsht, First Street Tenth Street, Eight Street, Biscayne, Miami Ave, Government Center, Freedom Tower, School Board
Bus Routes # 2,3, 7, 8, 9, 10, 11, 12, 16, 17, 19, 21, 22, 24, 27, 32, 36, 37, 40, 42, 46, 51, 54, 57, 62, 73, 77, 79, 82, 93, 95, 101, 102, 110, 112, 113, 120, 136, 150, 195, 196, 202, 207, 208, 211, 238, 246, 254, 277, 295, 296, 500, 836

Last County Audit
2020



Transportation FY 2022 PTP Surtax Transfer/Actual - \$5,600,513/ \$3,636,167

SW 31 Road Roadway Improvements: The drainage repairs and roadway improvements along SW 31 Road from SW 2nd Avenue to 3rd Avenue include but not limited to clearing and grubbing grading, milling and resurfacing, drainage improvements, replacement of damaged curb and gutter, sidewalks, driveway approaches, signing and
FY 2024-28 PTP Five-Year Implementation Plan

pavement markings, and ADA ramp installations. The project began in 2021 and is estimated to be completed in September 2023. Of the total cost of \$283,270 of this project, \$125,000 is being funded by PTP Surtax. The remaining amount is funded by general fund and Street bond series.

Flagami Traffic Calming: Roadway Improvements and construction of traffic calming devices. The improvements include milling and resurfacing with in project area, ADA curbs and ramps installation, signing, pavement markings, landscaping, and drainage installations. The project is estimated to be completed in September 2023. Total project cost is \$857,085 with a PTP Surtax share of \$10,000.

Flagler Street Beautification Phase B: The improvements along Flagler Street from West 1st Avenue to Biscayne Blvd. include pavement reconstruction, new curb and gutters, sidewalks, drainage improvements, ADA ramps, decorative crosswalks, new signing and pavement markings, decorative lighting, and landscaping. The project began in November 2018 and is estimated to be completed in November 2023. Total project cost is \$27,670,986 with a PTP Surtax share of \$2,874,823. The remaining amount is being funded by Downtown DRI fund, Street bonds, Parking Surcharge, Local option gas tax fund, special assessment district funds and DDA.

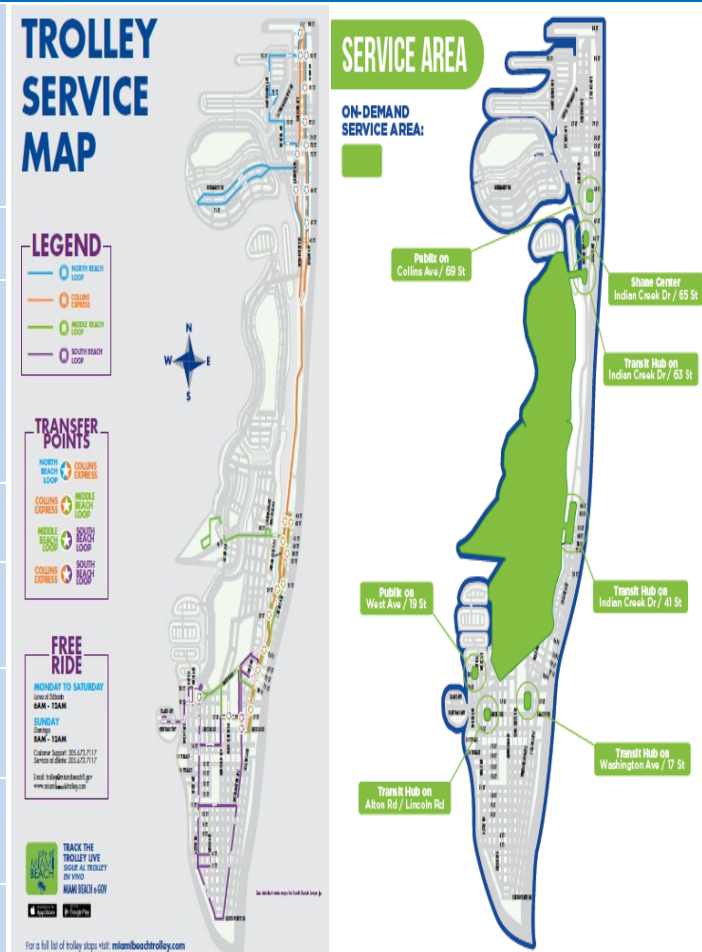
NW 18 Terrace Roadway Improvements: This project includes milling and resurfacing, and minor drainage improvements along NW 18th Terrace east of 27th Avenue. The project is completed in the third quarter of 2022. Total cost of the project is \$251,835 with a PTP Surtax share of \$202,806.

Buena Vista Neighborhood Traffic Calming: Installation of traffic calming devices in approximately 7 locations in this neighborhood. Installation of 3 traffic calming devices was completed and the city is working on construction of remaining installations. Total project cost is \$373,116 with a PTP Surtax share of \$75,037.

SW 24 Road Roadway Improvements: Roadway improvements along 24th Road from SW 7th Avenue to SW 9th Avenue includes removal of the existing rubberized speed cushions, installation of two asphalt speed humps with associated signs and markings. Total project cost is \$228,235 with a PTP Surtax share of \$189,338.

City of Miami Beach		Population 94,161		FY 2022 PTP Surtax Transfer/Actual \$5,303,180/\$4,064,621
Transit FY 2022 PTP Surtax Transfer/Actual - \$1,060,636/\$3,559,999				

Transit Service	North Beach Loop (Since 2014) Middle Beach Loop (Since 2016) Collins Express (2016) South Beach Loop (2017) On-demand Freebee service is not funded by PTP Surtax
No. of Routes	Trolley – 4
Service During	Trolley: All week – 8:00AM to 11:00PM On-demand: Monday – Friday: 6:30AM to 10PM Saturday: 8AM to 10PM Sunday: 8AM to 8PM Elderly service, Monday – Sunday: 7:00AM to 5:30PM
Service Frequency	30 minutes all routes
Fleet Size	Trolley – 33 (15 in operation and 18 spare vehicles) On-demand – 4
Vehicle Type	Trolley Bus On-demand – Polaris GEM e6 electric vehicle
Service Provider	Trolley – Limousines of South Florida, Inc. On-demand – Freebee
Ridership	
Fiscal Year 2021-2022	2,369,220
Calendar Year 2022	2,537,802
Vehicle Real Time Tracking App	City of Miami Beach e-Gov App and Freebee app
Connection with County Transit Routes	Bus Routes # 79 (Street Max), 101 (A), 103 (C), 110 (J), 112 (L), 113 (M), 115 (mid-North Beach Connector), 119 (S), 120 (Beach Max), and 150 (Airport Express)
Last County Audit	2018



Transportation FY 2022 PTP Surtax Transfer/Actual - \$4,242,544/ \$504,622

Pedestrian Crossing and Flashing Beacons: Design and construction of mid-block pedestrian crossing on Meridian Avenue between 18th and 19th Streets to enhance safety and connectivity. The project began in October 2018, and completed construction in March 2022. Total project cost was \$410,000 funded with PTP Surtax.

Citywide Curb Ramp Installation: Installation and maintenance of curb ramp throughout the City resulting from Federal court settlement. This project is 72% complete. Total project cost is \$112,560 with a Surtax share of \$80,560. PTP Funds spent in FY 2022 is \$3,024.

Bicycle Lanes Project: This project includes painting green the existing bike lanes on Euclid Avenue from 5th Street to Lincoln Road. The 5' bike lanes are protected with a 2' buffer between the bike lane and the on-street parking. Total project cost is \$470,000 and funded with PTP Surtax funds. PTP Funds spent in FY 2022 is \$194,280. The project was completed in March 2022.

Intelligent Transportation System (ITS): Implementation of citywide ITS project to improve traffic flow and reduce congestion on major thoroughfares. The project includes smart cameras, travel time collection devices, digital message boards, and a Traffic Management Center (TMC) co-located with the FDOT SunGuide TMC. The project is 50% completed. The total project cost is \$18,776,260 with a PTP Surtax funding share of \$2,761,260. PTP Funds spent in FY 2022 is \$67,461.

Alleyway Restoration Program Phase III: Restoration of city-owned alleyways. Milling and paving of alleyways, sidewalk, and driveway approaches to the alleys is on-going and is expected to be completed by FY 2023. Total cost estimate of the project is \$632,500 with a Surtax funding share of \$412,500. PTP Funds spent in FY 2022 is \$20,062.

Meridian Avenue Bicycle Lanes: Design and construction of a protected bicycle lane along Meridian Avenue between 16th Street and Dade Boulevard to connect to the future shared-use path along Meridian Ave adjacent to the Miami Beach Golf Course and connecting to a future path adjacent to the future Bryan Park. This project was completed in December 2021. Total project cost is \$250,000 and funded with PTP Surtax funds. PTP Funds spent in FY 2022 is \$7,975.

72nd Street Protected Bicycle Lanes: Design and construction of a protected/green bicycle lane along 72nd Street from Dickens Avenue to the Beachwalk. This project is on-going and 80% complete. Total project cost is \$519,000 and funded with PTP Surtax funds. PTP Funds spent in FY 2022 is \$78,820.

73rd Street Protected Bicycle Lanes: Design and construction of a protected/green bicycle lane along 73rd Street from Dickens Avenue to the Beachwalk. This project is on-going and 50% complete. Total project cost is \$239,000 and funded with PTP Surtax funds. PTP Funds spent in FY 2022 is \$14,300.

Traffic Circle: Planning, design and construction of new traffic circle for the intersection of Prairie Avenue and 44th Street/Chase Avenue. The project began in FY 2021 and is 20% complete with an estimated end date of June 2023. Total project cost is \$604,420 with PTP Surtax share of \$84,420. PTP Funds spent in FY 2022 is \$21,040.

City of Miami Gardens	Population 114,363	FY 2022 PTP Surtax Transfer/Actual \$6,440,965/\$4,431,487
-----------------------	-----------------------	---

Transit FY 2022 PTP Surtax Transfer/Actual - \$1,288,193/\$1,276,822

Transit Service	Trolley (since 2015)
No. of Routes	3
Service During	All week - 7:00AM to 7:00PM
Service Frequency	1 to 1.5 hour
Fleet Size	4
Vehicle Type	Trolley Bus
Service Provider	Limousines of South Florida, Inc.
Ridership	
Fiscal Year 2021-2022	49,325
Calendar Year 2022	51,609
Vehicle Real Time Tracking App	MG Express Trolley Tracker (connected with MDC Go-connect App)
Connection with County Transit Routes	Bus Routes # 17, 22, 27, 27A, 32, 75, 77, 99, 183, 217, 297, Golden Glades park-and-Ride
Last County Audit	2020



PTP Surtax funds of \$53,314 were utilized for installation of Transit amenities like new benches and trash receptacles at the trolley stops.

Transportation FY 2022 PTP Surtax Transfer/Actual - \$5,152,772/ \$3,154,665

NW 211th Street, NW 170th and NE 202nd Terrace Drainage and Roadway Improvements: Roadway milling and resurfacing, sidewalk, curb, and drainage improvements. Total cost of the 3 projects is \$475,000 and with a PTP Surtax share of \$182,000.

Roadway Resurfacing and Sidewalks: Roadway milling and resurfacing, area wide sidewalk installation and repairs were implemented at various locations including NW 2nd Avenue to NW 7th Avenue/NW 191st Street to NW 199th Street and NW 27th Avenue to NW 47th Avenue/NW 183rd Street to NW 191st Street, and NW 27th Avenue to NW 37th Avenue/NW 167th Street to NW 183rd Street. Total cost of the projects is \$2,145,000 funded by PTP Surtax.

NW 177 Street Median and Roadway Improvements: The project includes roadway milling and resurfacing, curb installation, and sidewalk repairs funded with PTP surtax in the amount of \$235,000.

NW 44th Court and NW 156th Street Sidewalk Improvements: Installation of new sidewalks curbs and swale improvements with Surtax funding of \$120,000.

Citywide Standalone Sidewalk Project: Installation of new sidewalks and replacement of existing damaged sidewalks and ramps in various locations citywide. The annual project cost for FY2022 is \$200,000 in Surtax funds.

Town of Miami Lakes		Population 32,299		FY 2022 PTP Surtax Transfer/Actual \$1,819,092/\$813,272
----------------------------	--	-----------------------------	--	--

Transit FY 2022 PTP Surtax Transfer/Actual - \$363,818/\$304,061

Transit Service	On-demand Service (2017)
No. of Routes	Town wide
Service During	Monday to Thursday - 6:00AM to 7:00PM Friday - 6:00AM to 10:00PM Saturday - 9:00AM to 9:00PM Sunday - 10:00AM to 2:00PM
Service Frequency	On demand
Fleet Size	4
Vehicle Type	2020 Lightning eMotors Passenger van 2019 GEM e6
Service Provider	Freebee
Ridership	
Fiscal Year 2021-2022	29,969
Calendar Year 2022	30,623
Vehicle Real Time Tracking App	Freebee vendor App
Connection with County Transit Routes	Bus Route # 29,54,73,75,135,267 and Palmetto Metrorail Station
Last County Audit	2019



PTP funds were also utilized for the maintenance of bus stops, shelters, and signs in FY 2022.

Transportation FY 2022 PTP Surtax Transfer/Actual - \$1,455,274/ \$509,211

In FY 2022 the Surtax funds were used for townwide greenway bike path repairs and maintenance (\$20,026); townwide streetlighting operations utilities payment (\$262,659); project development and management of the transportation capital projects (\$68,216); project management services (\$20,685); and transportation studies like multi-way stop warrant analysis and review of school zone and reduced speed limit signage evaluation (\$20,353).

NW 59th Avenue Roadway Extension: The proposed bridge will provide access over the Biscayne C-8 canal connecting the roadway from NW 59th Avenue on the north to NW 151st Street on the south. The project is to purchase parcel and construct bridge along with roadway improvements. Total cost of the project is \$9,685,939 and the amount of PTP Surtax funding expended in FY 2022 is \$43,030.

Miami Lakes Green2.0 – 146th Street Greenway: Design and construction of bike lanes along NW146th Street from NW 87th Avenue to 89th Avenue. The project is estimated to be completed in FY 2023 and \$74,242 of Surtax funding was used in FY 2022.

Miami Shores Village	Population 10,817	FY 2022 PTP Surtax Transfer/Actual \$591,364/\$138,462
-----------------------------	-----------------------------	--

Transit FY 2022 PTP Surtax Transfer/Actual - \$118,273/\$31,150

Transit Service	Community Transportation MSV Shuttle (since 2006)
No. of Routes	1
Service During	Monday to Friday - 2:05PM to 6:05PM
Service Frequency	1 hour 6 minutes
Fleet Size	1
Vehicle Type	Trolley Bus
Service Provider	Limousines of South Florida, Inc.
Ridership	
Fiscal Year 2021-2022	5,646
Calendar Year 2022	4,399
Vehicle Real Time Tracking App	NA
Connection with County Transit Routes	NA
Last County Audit	2021





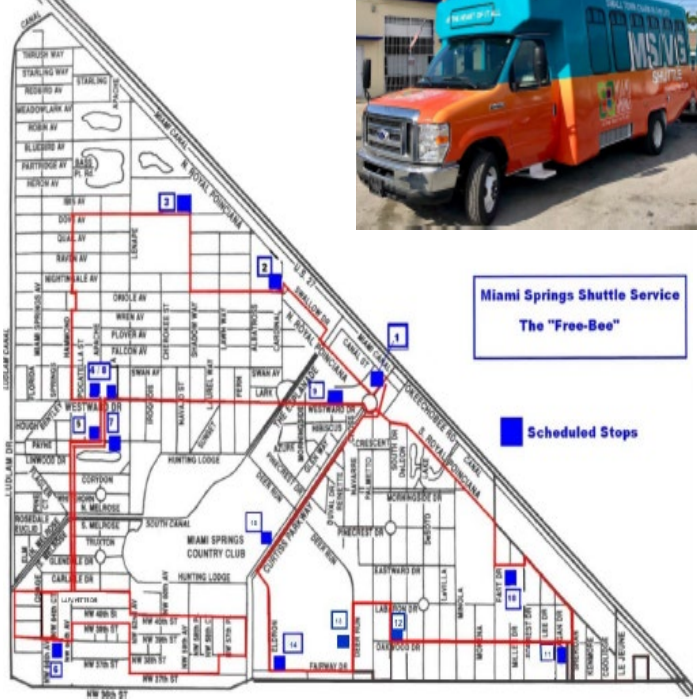
Miami Shores village is planning to implement an on-demand service and purchase village trolleys in FY 2024
 Transportation FY 2022 PTP Surtax Transfer/Actual - \$473,091/ \$107,312

City Wide Speed Table: Installation of 10-speed tables in various locations. This project is on-going and utilizes \$20,000 PTP Surtax funds.

Multimodal Mobility Project: This project includes roadway improvements along NE 2 Avenue. The project began in June 2022 and is estimated to be completed by December 2022 with a Surtax PTP funds expenditure of \$63,456.

City of Miami Springs	Population 14,255	FY 2022 PTP Surtax Transfer/Actual \$802,846/\$532,874
Transit FY 2022 PTP Surtax Transfer/Actual - \$160,569/\$165,540		

Transit Service	MS/VG Shuttle (since 2008) ILA with Virginia Gardens
No. of Routes	Trolley – 1
Service During	Monday to Friday - 7:00AM - 6:00PM
Service Frequency	1 Hour
Fleet Size	1
Vehicle Type	Cutaway shuttle bus (16-20 passenger capacity)
Service Provider	Limousines of South Florida, Inc.
Ridership	
Fiscal Year 2021-2022	7,994
Calendar Year 2022	7,929
Vehicle Real Time Tracking App	NA
Connection with County Transit Routes	Bus Routes # 36, 36A, 36B, Okeechobee Metrorail Station
Last County Audit	2019

Miami Springs Shuttle Service
The "Free-Bee"



Scheduled Stops

The Transit portion of Surtax funds of \$14,809 were used to install sidewalk and ADA access to bus stops along Westward Drive.

Transportation FY 2022 PTP Surtax Transfer/Actual - \$642,277/ \$367,334

The Transportation portion of the Surtax funds in FY 2022 were used for the following projects:

- \$90,737 for citywide streetlight repairs throughout the year
- \$124,425 for citywide sidewalk repairs throughout the year
- \$15,390 for citywide milling/paving roads throughout the year
- \$9,720 for citywide street cleaning throughout the year
- \$52,504 for debt service on westward drive median/sidewalk project
- \$65,902 for project management
- \$3,669 for roadway striping
- \$4,987 for operations and maintenance cost

North Bay Village		Population 9,064		FY 2022 PTP Surtax Transfer/Actual \$510,486/\$309,940
Transit FY 2022 PTP Surtax Transfer/Actual - \$102,097/\$0				
Transit Service Island Hopper and Freebee on-demand services were suspended since March 2020				
Last County Audit 2020				
Transportation FY 2022 PTP Surtax Transfer/Actual - \$408,389/ \$309,940				

Traffic Calming: Transportation portion of the PTP funds were used for Installation of 64 mechanical speed tables village wide to promote traffic calming. Project began in March 2022 and was completed in August 2022 at a project cost of \$309,940 with the use PTP Surtax funds.

City of North Miami		Population 65,089	FY 2022 PTP Surtax Transfer/Actual \$3,626,297/\$1,706,178
Transit FY 2022 PTP Surtax Transfer/Actual - \$725,259/\$649,807			
Transit Service	NOMI Express shuttle (since 2007)		
No. of Routes and Fleet size	4		
Service During	Monday to Friday - 7:00AM to 7:00PM		
Service Frequency	1 Hour		
Vehicle Type	Chevrolet Shuttle E-450 (16-20 passenger capacity)		
Service Provider	Limousines of South Florida, Inc.		
Ridership			
Fiscal Year 2021-2022	160,407		
Calendar Year 2022	165,284		
Vehicle Real Time Tracking App	NoMi Express App		
Connection with County Transit Routes	Bus Routes # 3, 6, 9, 10, 16, 19, 28, 75, 77, 82, 93, G, 135, 137, 277, 315		
Last County Audit	2021		



The PTP Surtax funds in the amount of \$129,220 is also being used for transportation specialist services and the two contract workers that maintain citywide bus shelters.

Transportation FY 2022 PTP Surtax Transfer/Actual - \$2,901,038/ \$1,056,371

Roadway and Right of Way Improvements: This is an on-going resurfacing and traffic devices safety and access project using Surtax funds of \$567,967 in FY 2022.

Street Tree Maintenance: On-going street tree maintenance project using surtax funds of \$79,914 in FY 2022.

Roadway Repairs Sidewalk Construction: This is an on-going project for repairs, supplies, signage, vehicle maintenance and risk management services. Surtax funds of \$14,000 was used in FY 2022.

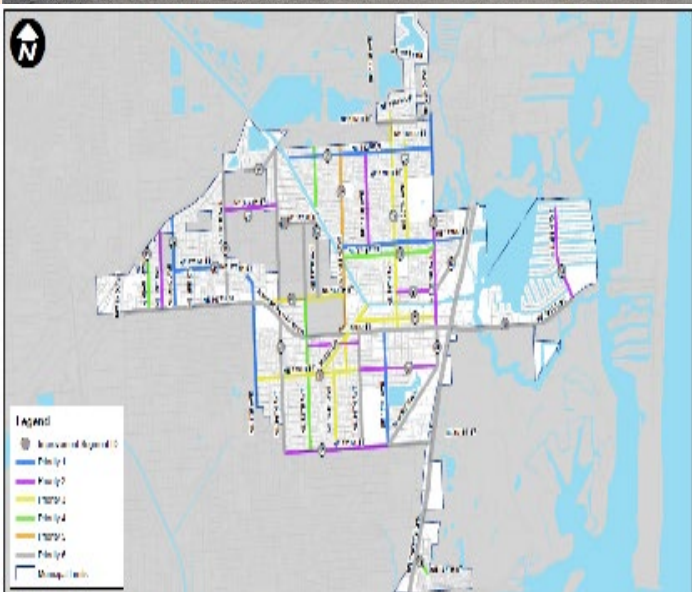
Pedestrians & Bicycle Improvements: Improvements including bridge over Biscayne Canal at NE 131st Street. The project began in October 2020 and is on-going.

Citywide Streetlight Maintenance and Administrative Cost: Surtax funds of \$241,362 are being used for citywide streetlights maintenance and \$153,126 to pay for administrative costs of transportation manager personnel support.

City of North Miami Beach	Population 47,722	FY 2022 PTP Surtax Transfer/Actual \$2,687,720/\$1,888,094
---------------------------	----------------------	---

Transit FY 2022 PTP Surtax Transfer/Actual - \$537,544/\$1,286,482

Transit Service	NMB Line – Fixed Route Trolley (since 2017) On-demand (since 2022)
No. of Routes	Trolley – 5; On-demand - Citywide
Service During	Trolley: Monday to Saturday- Route A - 7:30AM to 7:18PM Route B - 7:30AM to 7:37PM Route C - 7:30AM to 7:30PM Route D1 - 7:30AM to 6:44PM Route D2 - 8:06AM to 7:20PM Route E - 7:30AM to 7:46PM On-demand: Monday to Friday – 8:00AM to 6:00PM Saturday – 1:00PM to 7:00PM
Service Frequency	Route A – 1-hour 30minutes Route B - 46 minutes Route C – 1 hour 4 minutes Route D1 - 36 minutes Route D2 - 36 minutes Route E – 1 hour 46 minutes
Fleet Size	Trolley – 6; On-demand - 5
Vehicle Type	Supreme Classic Shuttle (16-20 passenger capacity) Tesla Model X
Service Provider	Prokel Mobility; Freebee
Ridership	
Fiscal Year 2021-2022	129,143
Calendar Year 2022	136,821
Vehicle Real Time Tracking App	NMB Transit App
Connection with County Transit Routes	Bus Route # 2, 3, 9, 10, 16, 18, 19, 22, 75, 93, 95, 99, E, H, 135, 183, 210, 246
Last County Audit	2021



Transportation FY 2022 PTP Surtax Transfer/Actual - \$2,150,176/ \$601,612

Citywide Sidewalk Reconstruction: Remove and replace damaged sections of sidewalk, replace sections of sidewalk for ADA compliance, install new sidewalk. This is an on-going project with remedial and new work scheduled annually. The cost of the project in FY 2022 is \$50,000 in PTP Surtax funding.

NE 153rd Street Roadway and Drainage Improvements: Design and Professional Services for installation of new drainage system, milling, resurfacing, and striping of NE 153rd Street, between West Dixie Highway and NE 21

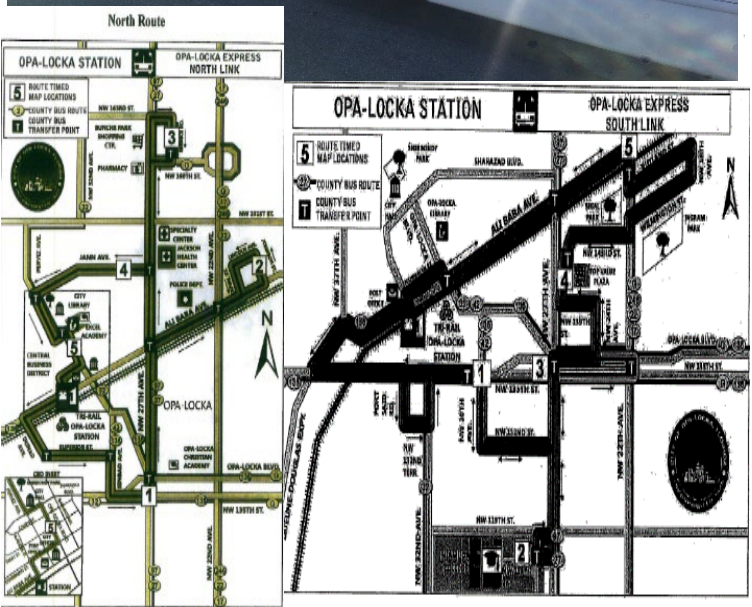
Avenue. Project started in January 2020 and is estimated to be completed by May 2023. 100% designs completed. PTP Surtax funds are being used for the CEI services in an amount of \$181,665.

NE 168th Street and NE 20th Avenue Traffic Circle Design: Design and Professional Services for the construction of a roundabout at NE 168 Street and NE 21 Avenue. Project started in May 2021 and is estimated to be completed by March 2024. 100% design is completed. PTP Surtax funding of \$78,400 is being used for the CEI services.

NE 151st Street and NE 14th Avenue Roundabout: Design and Professional Services for the construction of a roundabout at NE 151st Street and NE 14th Avenue. Project started in May 2021 and is estimated to be completed by March 2023. 100% designs completed. PTP Surtax funding of \$104,279 is being used for the CEI services.

Bus Shelters: Manufacturing and supply of 13 bus shelters was funded using PTP Surtax funds of \$158,840.

The Great City of Opa-Locka		Population	FY 2022 PTP Surtax Transfer/Actual	
		18,090	FY 2022 PTP Surtax Transfer/Actual	
			\$973,737/\$1,126,524	
Transit FY 2022 PTP Surtax Transfer/Actual - \$194,747/\$204,014				
Transit Service	Shuttle (since 2011)			
No. of Routes	1			
Service During	Monday to Friday - 6:10AM to 7:30PM Saturday – 9:30AM to 6:20PM			
Service Frequency	45 to 50 minutes			
Fleet Size	1			
Vehicle Type	2013 Chevy bus			
Service Provider	Limousines of South Florida, Inc.			
Ridership				
Fiscal Year 2021-2022	14,131			
Calendar Year 2022	12,932			
Vehicle Real Time Tracking App	NA			
Connection with County Transit Routes	Bus Route # 17, 22, 27, 217, 246, 27 & 27A,32,42, 135, 135A, and Opa-locka Tri-rail Station			
Last County Audit	2019			
Transportation FY 2022 PTP Surtax Transfer/Actual - \$778,900/ \$922,510				



Citywide Milling and Resurfacing Phase IV and V: The project consists of the removal of the top layer of asphalt and installing one-inch thick layer of asphalt without affecting drainage grades with the purpose of making pavement surface smooth to enhance driving safety and comfort. Both the phases were completed. The FY 2022 PTP cost was \$447,105.

New Sidewalk Installation Phase I and Phase II: Installation of five-foot-wide concrete sidewalk to create consistent traveling path for pedestrians in the right of way to address safety conditions for pedestrians. ADA Ramps, driveways, and curbs were also part of the construction. Phase II was completed, and Phase III is estimated to be completed in December 2022 with a total PTP Surtax expenditure of \$491,771.

Village of Palmetto Bay	Population 24,870	FY 2022 PTP Surtax Transfer/Actual \$1,400,686/\$1,305,803
-------------------------	----------------------	---

Transit FY 2022 PTP Surtax Transfer/Actual - \$280,137/\$494,727

Transit Service	IBUS (since 2018) On-demand (since 2019)
No. of Routes	IBUS – 1 On-demand – Village wide
Service During	IBUS: Monday to Friday - 6:00AM to 9:35AM and 4:00PM to 7:20PM On-demand: All week - 7:00AM to 7:00PM
Service Frequency	IBUS – 20 to 30 minutes Freebee – On demand
Fleet Size	IBUS – 2 On-demand – 2
Vehicle Type	Midsize trolley bus Tesla electric vans
Service Provider	In-house Freebee
Ridership	
Fiscal Year 2021-2022	33,787
Calendar Year 2022	34,727
Vehicle Real Time Tracking App	NA
Connection with County Transit Routes	Dadeland South Metrorail Station
Last County Audit	2021

Transportation FY 2022 PTP Surtax Transfer/Actual - \$1,120,549/ \$541,076

The transportation share of the PTP Surtax funds were used to install streetlights (\$6,093), landscaping, street signs (\$219,315), and to provide engineering and architecture services (\$116,117) on various projects including 136th Street project, traffic calming study, post design- Perrine Elementary, update bicycle pedestrian plan, 148 streetscape, post design Safe Routes to Schools (SRTS).

Village of Pinecrest **Population 18,619** **FY 2022 PTP Surtax Transfer/Actual \$1,048,629/\$237,450**

Transit FY 2022 PTP Surtax Transfer/Actual - \$209,726/\$400,818

Transit Service
Pinecrest People Mover (Village wide circulator used for public schools) (since 2013)
On-demand Freebee Service (since 2019)



No. of Routes
PPM – 6
Freebee – on-demand

Service day
Circulator: Miami-Dade Public School Days – 6:00AM to 9:00AM and 2:20PM to 4:30PM
On-demand: Weekdays (7:00AM to 7:00PM)
Saturday (10:00AM to 10:00PM)

Service Frequency
PPM – 2 rotations in AM; 4 rotations in PM (1-2 hours)
Freebee – On demand

Fleet Size
PPM - 3
On-demand - 3

Vehicle Type
Midsize buses
Tesla E6 electric vehicles

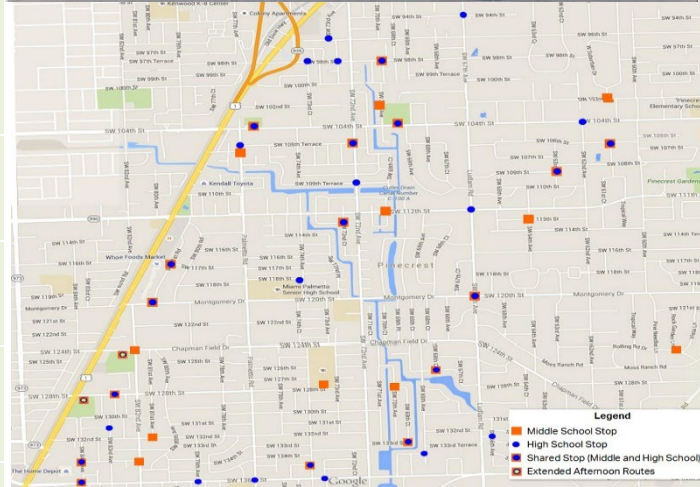
Service Provider
Limousines of South Florida Inc.
Freebee

Ridership
Fiscal Year 2021-2022 48,278
Calendar Year 2022 52,364

Vehicle Real Time Tracking App
PPM web tracker, Freebee vendor App

Connection with County Transit Routes
Freebee: Dadeland North/South Metrorail Station, Bus Routes # 31, 34, 38, 39, 52, 57, 73, 87, 88, 104, 204, 252, 272, 287, 288, 500, Palmetto Bay IBUS

Last County Audit
2020



Transportation FY 2022 PTP Surtax Transfer/Actual - \$838,903/ \$224,238

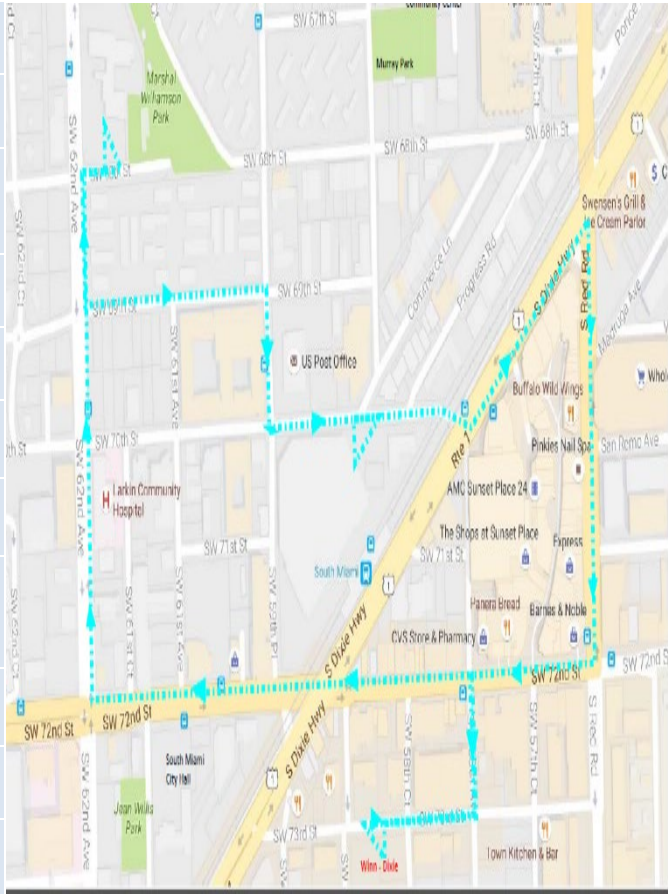
In FY 2022, the Transportation portion of the Surtax funds were used for the following projects:

- \$139,014 for citywide sidewalk repairs, repaving, curb work, striping, and street signs
- \$33,867 for Bike Path
- \$51,357 for Administrative Costs

City of South Miami	Population 12,900	FY 2022 PTP Surtax Transfer/Actual \$726,531/ \$490,172
----------------------------	-----------------------------	---

Transit FY 2022 PTP Surtax Transfer/Actual - \$145,306/\$180,522

Transit Service	On-demand (December 2020)
No. of Routes	Citywide
Service During	Monday to Friday – 7:00AM to 7:00PM Saturday – 11:00AM to 11:00PM
Service Frequency	On demand
Fleet Size	2
Vehicle Type	GEMe6
Service Provider	Freebee
Ridership	
Fiscal Year 2021-2022	23,557
Calendar Year 2022	24,702
Vehicle Real Time Tracking App	NA
Connection with County Transit Routes	South Miami Metrorail Station, Bus Routes #56,57,73,500
Last County Audit	2021

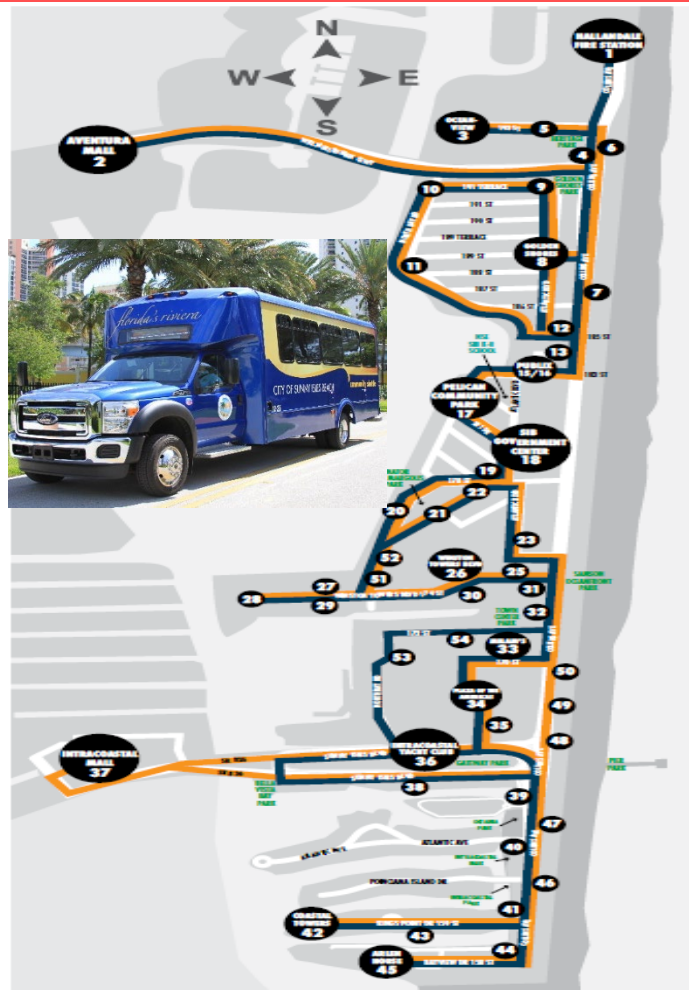


Transportation FY 2022 PTP Surtax Transfer/Actual - \$581,225/ \$309,650

The transportation portion of the Surtax funds are being used to implement roadway improvements, roadway design, milling and resurfacing, sidewalk improvements, intersection Improvements, ADA improvements, drainage improvements, roadway safety improvements, installation of traffic calming devices, maintenance and landscaping, bicycle facilities, infrastructure improvements, and neighborhood improvements.

City of Sunny Isles Beach	Population 23,869	FY 2022 PTP Surtax Transfer/Actual \$1,344,310/\$665,724
Transit FY 2022 PTP Surtax Transfer/Actual - \$28,8626/\$840,089		

Transit Service	Community Shuttle (since 1999)
No. of Routes	Shuttle: 3
Service During	Orange lines: Monday to Sunday - 8:00AM to 7:50PM Blue line: Monday to Sunday - 7:45AM to 3:50PM
Service Frequency	Monday to Saturday – 1 hour Sunday – 2 hours
Fleet Size	6
Vehicle Type	El Dorado Aerolite midsize shuttle bus
Service Provider	In-house
Ridership	
Fiscal Year 2021-2022	82,561
Calendar Year 2022	87,329
Vehicle Real Time Tracking App	SIBshuttle App
Connection with County Transit Routes	Bus Routes # 3, 9, 93, 95, 99, E/105, H/108, S/119, 120, 183 and Connection with Aventura and North Miami Beach shuttle services
Last County Audit	2019



One shuttle bus ordered using PTP Surtax funding (\$155,631) in FY 2021 was delivered in April 2023.

Transportation FY 2022 PTP Surtax Transfer/Actual - \$1,075,448/ \$125,206

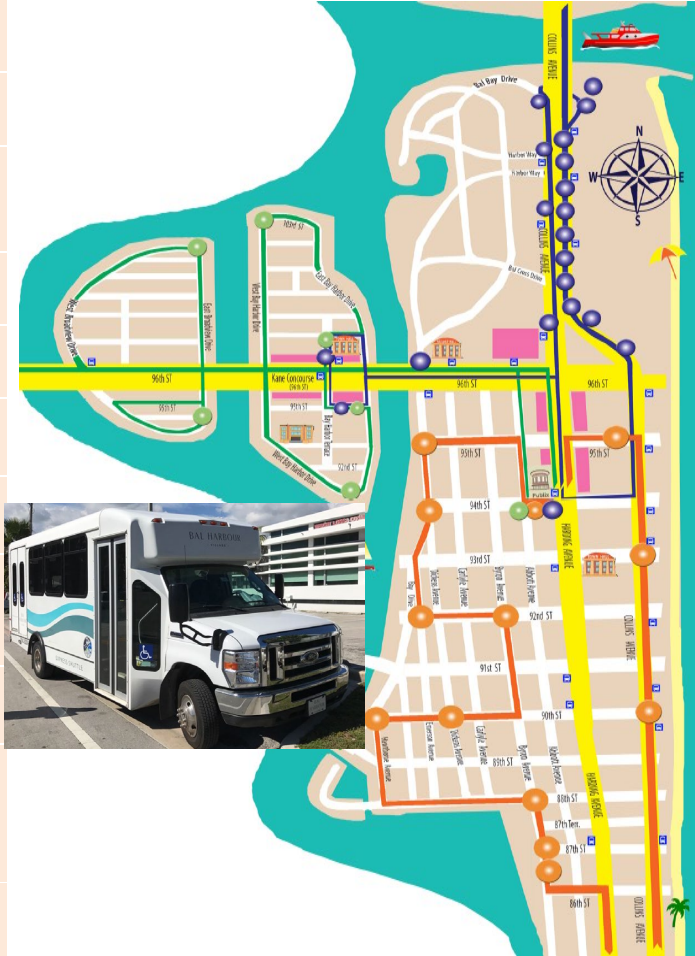
Transportation Improvements: The original pedestrian bridge design and construction project has been cancelled. Now this project addresses a series of improvements including sidewalks, bus stops, and crosswalk ADA compliance, new and improved crosswalks in several locations identified on the citywide study (including illuminated crosswalks on interior streets), adaptive signalization technology, and long-range improvements such as the study of priority signalization for transit and emergency vehicles, parking improvements, as well as pedestrian safety and access. \$79,317 in PTP funding was expended on this project in FY 2022.

Road Repairs: On-going milling, resurfacing, and repair of City roads. Total cost is estimated at \$1,250,000 with a PTP Surtax share of \$45,889 in FY 2022.

Town of Surfside	Population 5,997	FY 2022 PTP Surtax Transfer/Actual \$337,753/\$290,676
-------------------------	----------------------------	--

Transit FY 2022 PTP Surtax Transfer/Actual - \$67,551/\$154,919

Transit Service	Shuttle (since 2006/2007)
No. of Routes	1
Service During	Monday to Friday - 7:30AM to 5:30PM Saturday - 8:00AM to 1:30PM
Service Frequency	30 minutes
Fleet Size	1
Vehicle Type	25 ft. Minibus
Service Provider	Limousines of South Florida Inc.
Ridership	
Fiscal Year 2021-2022	15,978
Calendar Year 2022	17,157
Vehicle Real Time Tracking App	NA
Connection with County Transit Routes	Bus Routes # 115,120 Connects to Bal Harbour Village, Bay Harbor Islands shuttle service
Last County Audit	2018



The Town is working towards adding an On-Demand service in the future.

Transportation FY 2022 PTP Surtax Transfer/Actual - \$270,202/ \$135,757

Downtown Walkability Design Study: The study will evaluate the feasibility of providing wider sidewalks along Harding Avenue from 94th Street to 96th Street to provide a more walkable experience for shoppers. The project began in March 2022 and is 67% executed with an estimated completion in FY 2023.

2022 Town-wide Traffic Study: The study will evaluate the traffic operations along key roadway corridors, evaluate the condition of existing traffic calming devices, and recommend potential new traffic calming locations. In addition, the study includes vehicle operating speeds along certain key roadway corridors and complete an updated crash review of the key segments and intersections within the Town of Surfside. The project started in April 2022 and is 40% complete as of December 2022.

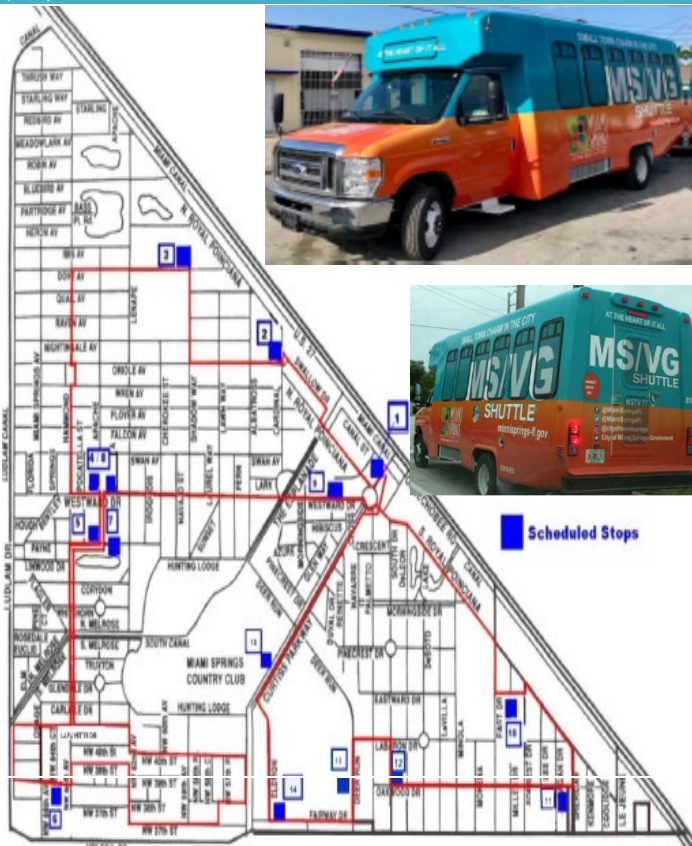
City of Sweetwater	Population 22,348	FY 2022 PTP Surtax Transfer/Actual \$889,975/ \$522,079
---------------------------	-----------------------------	---

Transit FY 2022 PTP Surtax Transfer/Actual - \$177,995/\$522,079

Transit Service	Trolley (since 2011)	
No. of Routes	1	
Service During	Monday to Friday - 8:00AM to 7:00PM Saturday to Sunday - 8:00AM to 5:00PM	
Service Frequency	1 Hour	
Fleet Size	2	
Vehicle Type	Trolley	
Service Provider	Limousines of South Florida Inc.	
Ridership		
Fiscal Year 2021-2022	29,653	
Calendar Year 2022	33,277	
Vehicle Real Time Tracking App	NA	
Connection with County Transit Routes	Bus Routes # 7, 8, 11, 24, 36, 51, 71, 82, 137, 212, 238, 338	
Last County Audit	2020	

Transportation FY 2022 PTP Surtax Transfer/Actual - \$711,980/\$0

Village of Virginia Gardens		Population 2,439	FY 2022 PTP Surtax Transfer/Actual \$137,365/\$111,064
Transit FY 2022 PTP Surtax Transfer/Actual - \$27,473/\$22,164			
Transit Service	Virginia Gardens provides Shuttle service through ILA with Miami Springs		
No. of Routes	1		
Service During	Monday to Friday - 7:00AM to 6:00PM		
Service Frequency	46 minutes		
Fleet Size	NA		
Vehicle Type	NA		
Service Provider	NA		
Ridership	ILA with Miami Springs. See Miami Springs above.		
Connection with County Transit Routes	Bus Routes # 36, 36A, 36B, 95, 132, Hialeah Metrorail Station		
Last County Audit	2021		
Transportation FY 2022 PTP Surtax Transfer/Actual - \$109,892/ \$88,900			



The transportation portion of the PTP Surtax funds were used for the maintenance of a pump station, village-wide roads and streets maintenance, sidewalk repairs, tree trimming, storm drain cleaning, and other roadway projects.

City of West Miami	Population 8,915	FY 2022 PTP Surtax Transfer/Actual \$502,095/\$283,860
Transit FY 2022 PTP Surtax Transfer/Actual - \$100,419/\$96,360		

Transit Service	Hour Loop (since 2003 –2020) – Terminated On-demand (since 2020)
No. of Routes	Citywide
Service During	All week: 8:00AM to 8:00PM
Service Frequency	On demand
Fleet Size	1
Vehicle Type	Tesla (4 passenger vehicle)
Service Provider	Freebee
Ridership	
Fiscal Year 2021-2022	4,865
Calendar Year 2022	5,563
Vehicle Real Time Tracking App	Freebee vendor App
Connection with County Transit Routes	Bus Routes # 8, 24, 56, 57, 73
Last County Audit	2019



Transportation FY 2022 PTP Surtax Transfer/Actual - \$401,676/ \$187,500

The following projects are implemented using PTP Surtax funds in FY 2022.

Roadway Redesign and Construction: This project includes redesign and construction of SW 9th Street for emergency vehicles and replacement of driveway entrances in conflict.

Drainage Improvements: This project is for the construction of a local drain at SW 66th Avenue & SW 16th Terrace. It includes design for drainage and road widening of SW 66 Avenue.

Street Maintenance: The transportation portion of the PTP Surtax funds were also used for streetlighting and street sweeping maintenance projects.

Municipal Audits

The Trust audits Miami-Dade County and the municipalities receiving Surtax funds as part of its management of the program. The audits are conducted by the Miami-Dade Audit and Management Services Department on a regular basis to document compliance with the requirements of the PTP and to ensure that the County and cities are using the funds in an approved manner. The status of audits as of December 2022 is as follows:

Audit Report as of December 31, 2022

Municipality	Last Audit Completed		Next Audit	# Prior Audits	Initiated	In Progress (Draft)	Final
	Through	Report Date					
MUNICIPALITY							
Aventura	9/30/2015	1/19/2017	2022	2	✓	-	-
Bal Harbour	9/30/2017	12/14/2018	2021	3	-	-	-
Bay Harbor Islands	9/30/2020	4/6/2021	2024	4	-	-	-
Biscayne Park	9/30/2019	2/12/2021	2023	3	-	-	-
Coral Gables	9/30/2019	5/26/2020	2023	4	-	-	-
Cutler Bay	9/30/2018	6/13/2019	2022	2	✓	4/7/2022	-
Doral	9/30/2021	5/20/2022	2024	3	-	-	-
El Portal	9/30/2016	11/13/2017	2021	2	✓	-	-
Florida City	9/30/2020	6/30/2021	2024	4	-	-	-
Golden Beach	9/30/2018	12/10/2019	2022	3	-	-	-
Hialeah	9/30/2018	1/28/2020	2022	3	-	-	-
Hialeah Gardens	9/30/2017	2/8/2019	2022	3	-	-	-
Homestead	9/30/2017	4/30/2019	2022	3	-	-	-
Key Biscayne	9/30/2018	10/30/2019	2022	3	✓	-	-
Medley	9/30/2020	3/19/2021	2024	4	-	-	-
Miami	9/30/2020	9/28/2021	2022	8	-	-	-
Miami Beach	9/30/2018	9/10/2019	2022	3	✓	-	-
Miami Gardens	9/30/2020	5/12/2021	2024	3	-	-	-
Miami Lakes	9/30/2019	6/25/2020	2023	4	-	-	-
Miami Shores	9/30/2021	4/29/2022	2024	3	✓	-	-
Miami Springs	9/30/2019	10/7/2020	2023	3	-	-	-
North Bay Village	9/30/2020	8/30/2021	2024	4	-	-	-
North Miami	9/30/2018	10/1/2019	2022	3	✓	-	-
North Miami Beach	9/30/2018	10/1/2019	2022	3	-	-	-
Opa-Locka	9/30/2019	1/31/2022	2023	5	-	-	-
Palmetto Bay	9/30/2021	3/29/2022	2024	4	-	-	-
Pinecrest	9/30/2020	4/6/2021	2024	4	-	-	-
South Miami	9/30/2019	1/5/2021	2023	4	-	-	-
Sunny Isles Beach	9/30/2019	6/15/2021	2023	3	-	-	-
Surfside	9/30/2018	12/5/2019	2022	3	-	-	-
Sweetwater	9/30/2020	8/8/2022	2024	5	-	-	-
Virginia Gardens	9/30/2017	11/19/2018	2021	3	✓	-	-
West Miami	9/30/2019	4/6/2021	2023	3	-	-	-
COUNTY							
Transit	9/30/2019	10/23/2020	2023	3	-	-	-
Public Works	9/30/2019	1/29/2021	2023	3	-	-	-
Total					8	2	2

Number Initiated	Number In-Progress (Draft)	Number Final
8	2	2

FY 2022 Municipal Surtax Funds Transfers and 2022 Ridership Summary

Municipality	Population	FY 2022 Municipal Transfers	FY 2022 Ridership	Calendar Year 2022 Ridership
Aventura	38,041	\$2,142,482	202,715	201,254
Bal Harbour Village	2,932	\$165,131	-	108
Bay Harbor Islands	6,091	\$343,049	14,401	9,255
Biscayne Park	3,181	\$111,358	265	1,468
Coral Gables	51,133	\$2,879,717	922,546	963,259
Cutler Bay	45,480	\$2,561,448	62,906	73,277
Doral	71,314	\$4,016,428	618,156	646,757
El Portal	2,146	\$0	472	658
Florida City	13,405	\$754,975	28,282	30,198
Golden Beach	943	\$53,110	NA	NA
Hialeah	239,956	\$13,513,559	296,811	326,964
Hialeah Gardens	23,644	\$1,331,244		
Homestead	76,334	\$4,299,157	27,042	29,980
Key Biscayne	12,925	\$727,941	69,052	69,149
Medley	995	\$56,037	1,272	1,384
Miami	497,924	\$7,000,641	3,814,362	3,990,256
Miami Beach	94,161	\$5,303,180	2,369,220	2,537,802
Miami Gardens	114,363	\$6,440,965	49,325	51,609
Miami Lakes	32,299	\$1,819,092	29,969	30,623
Miami Shores	10,817	\$591,364	5,646	4,399
Miami Springs	14,255	\$802,846	7,994	7,929
North Bay Village	9,064	\$510,486	-	-
North Miami	65,089	\$3,626,297	160,407	165,284
North Miami Beach	47,722	\$2,687,720	129,143	136,821
Opa-Locka	18,090	\$973,737	14,131	12,932
Palmetto Bay	24,870	\$1,400,686	33,787	34,727
Pinecrest	18,619	\$1,048,629	48,278	52,364
South Miami	12,900	\$726,531	23,557	24,702
Sunny Isles Beach	23,869	\$1,344,310	82,561	87,329
Surfside	5,997	\$337,753	15,978	17,157
Sweetwater	22,348	\$889,975	29,653	33,277
Virginia Gardens	2,439	\$137,365	ILA with Miami Springs	
West Miami	8,915	\$502,095	4,865	5,563
Total	1,612,261	\$69,099,308	9,062,796	9,546,485

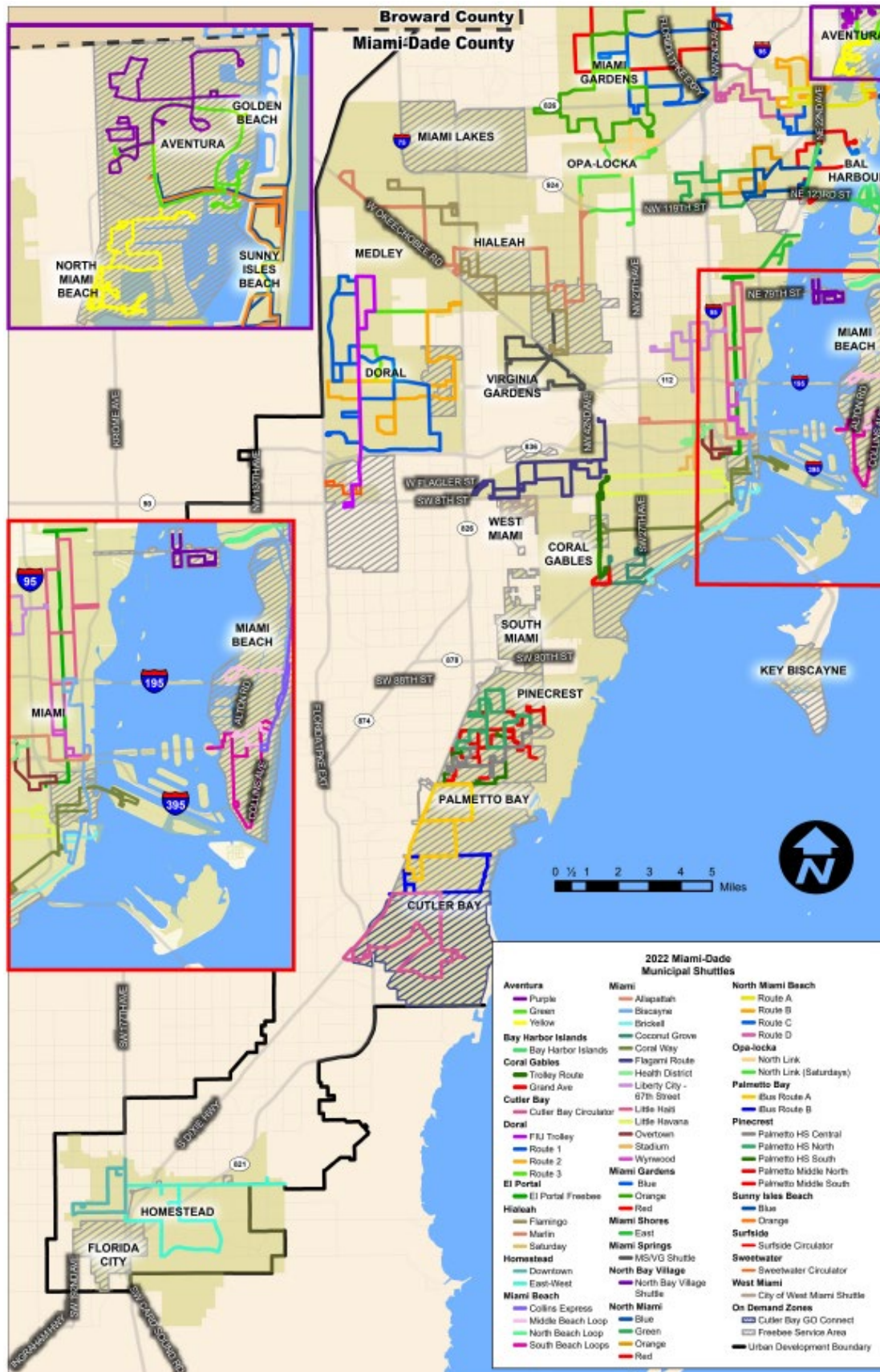
Municipal Transit Service Options

MUNICIPALITY	CIRCULATOR	ON-DEMAND	BOTH
Aventura	✓	✓	•
Bal Harbour	✗	✓	
Bay Harbor Islands	✓	✗	
Biscayne Park	✗	✓	
Coral Gables	✓	✓	•
Cutler Bay	✓	✓	•
Doral	✓	✓	•
El Portal	✓	✗	
Florida City	✗	✓	
Golden Beach	✗	✗	
Hialeah	✓	✓	•
Hialeah Gardens	✓	✗	
Homestead	✓	✗	
Key Biscayne	✗	✓	
Medley	✓	✗	
Miami	✓	✓	•
Miami Beach	✓	✓	•
Miami Gardens	✓	✗	
Miami Lakes	✗	✓	
Miami Shores	✓	✗	
Miami Springs	✓	✗	
North Bay Village	✗	✗	
North Miami	✓	✗	
North Miami Beach	✓	✗	
Opa-Locka	✓	✗	
Palmetto Bay	✓	✓	•
Pinecrest	✓	✓	•
South Miami	✗	✓	
Sunny Isles Beach	✓	✗	
Surfside	✓	✗	
Sweetwater	✓	✗	
Virginia Gardens	✓	✗	
West Miami	✗	✓	
Total:	24	16	9

Source: Office of the CITT

*as of May 2023

Municipal Transit Routes Map



Summary of Payments to Municipalities over the Years

Charter County Transportation System Surtax Review Summary of Payments to Municipalities

Municipality	Fiscal Year Ended September 30,								All Years
	2003 to 2015	2016	2017	2018	2019	2020	2021	2022	
City of Miami ¹	\$ 163,251,890	\$ 16,889,133	\$ 16,523,990	\$ 18,187,632	\$ 19,212,362	\$ 17,998,849	\$ 22,285,992	\$ 7,000,641	\$ 281,350,489
City of Hialeah	94,519,774	9,243,159	9,346,775	9,873,020	10,107,558	8,933,032	10,881,914	13,513,559	166,418,791
City of Miami Beach	37,554,491	3,670,335	3,678,499	3,925,123	3,963,754	3,458,999	4,266,480	5,303,180	65,820,861
City of Miami Gardens ²	22,375,665	4,336,722	4,409,954	4,737,286	4,846,211	4,248,977	5,187,794	6,440,965	56,583,574
City of North Miami	24,592,952	2,454,241	2,473,804	2,665,998	2,700,412	2,348,890	2,955,552	3,626,297	43,818,146
City of Homestead	20,867,813	2,669,792	2,788,854	2,969,698	3,152,022	2,762,015	3,460,648	4,299,157	42,969,999
City of Coral Gables	18,755,177	1,955,854	1,981,236	2,091,593	2,132,315	1,893,283	2,298,517	2,879,717	33,987,692
City of North Miami Beach	17,154,830	1,733,203	1,746,039	1,882,765	1,945,188	1,705,603	2,164,880	2,687,720	31,020,228
City of Doral ²	9,003,402	2,120,606	2,232,433	2,508,437	2,747,033	2,551,901	3,196,639	4,016,428	28,376,879
City of Aventura	12,992,928	1,494,036	1,502,980	1,590,870	1,613,705	1,413,111	1,726,374	2,142,482	24,476,486
Town of Cutler Bay ²	8,525,502	1,721,858	1,769,140	1,899,220	1,935,984	1,696,665	2,061,382	2,561,448	22,171,199
Town of Miami Lakes ¹	11,086,213	1,209,319	1,211,635	1,288,227	1,309,407	1,163,617	1,430,953	1,819,092	20,518,463
Village of Palmetto Bay	10,074,295	952,951	956,304	1,013,542	1,033,365	902,837	1,104,932	1,400,686	17,438,912
City of Hialeah Gardens	8,635,855	904,713	922,372	986,599	1,007,122	882,753	1,072,793	1,331,244	15,743,451
City of Sunny Isles Beach	7,759,606	869,990	866,019	933,221	951,809	841,547	1,055,544	1,344,310	14,622,046
Village of Pincrest	7,840,962	737,876	738,316	777,521	790,584	691,410	840,243	1,048,629	13,465,541
City of Miami Springs	5,682,283	562,418	565,087	601,223	608,639	530,692	646,273	802,846	9,999,461
City of Sweetwater ¹	5,070,356	273,778	133,332	466,662	166,116	1,850,267	1,013,554	889,975	9,864,040
City of Opa-locka ¹	6,329,004	90,323	195,000	210,000	165,000	1,112,782	469,710	973,737	9,545,556
City of South Miami	4,767,184	546,219	547,720	546,151	541,343	473,555	588,532	726,531	8,737,235
Village of Key Biscayne	4,809,375	502,197	508,734	540,692	550,288	481,895	586,580	727,941	8,707,702
City of Florida City	4,132,139	498,385	504,443	542,769	557,265	488,960	601,470	754,975	8,080,406
Miami Shores Village	4,308,419	419,557	420,697	443,831	447,113	391,399	490,481	591,364	7,512,861
North Bay Village	2,808,576	314,789	328,007	378,523	384,140	335,832	411,904	510,486	5,472,257
City of West Miami	2,445,250	241,053	241,373	279,166	307,465	291,897	355,342	502,095	4,663,641
Town of Surfside	2,314,098	229,428	228,739	234,500	248,902	221,896	273,043	337,753	4,088,359
Town of Bay Harbor Islands	2,209,631	231,953	222,682	234,375	249,414	220,923	274,132	343,049	3,986,159
Bal Harbour Village	1,262,745	114,472	111,421	114,881	125,178	109,190	132,732	165,131	2,135,750
Village of Biscayne Park ¹	1,342,176	125,900	126,220	135,905	135,965	10,084	-	111,358	1,987,608
Village of Virginia Gardens	973,380	96,229	96,903	102,910	103,132	90,977	110,807	137,365	1,711,703
Village of El Portal ^{1,3}	1,012,447	6,467	174,873	90,094	89,175	77,404	79,627	-	1,530,087
Town of Medley	429,285	34,442	33,529	35,277	35,617	31,486	38,448	56,037	694,121
Town of Golden Beach ¹	365,820	36,766	37,221	39,423	39,386	34,961	42,988	53,110	649,675
Indian Creek Village	3,604	-	-	-	-	-	-	-	3,604
	\$ 525,257,127	\$ 57,288,164	\$ 57,624,331	\$ 62,327,134	\$ 64,202,969	\$ 60,247,689	\$ 72,106,260	\$ 69,099,308	\$ 968,152,982

Source: Office of the Citizens' Independent Transportation Trust (OCITT) and County General Ledgers

¹ Amounts are net of withholdings and/or recapture of \$76,553 from the Town of Miami Lakes, \$766,362 from the City of Sweetwater, \$21,058 from the Town of Golden Beach, \$2.3 million from the City of Opa-locka, \$24.3 million from the City of Miami, \$323,031 from the Village of Biscayne Park, and \$134,890 from the Village of El Portal due to specific instances of noncompliance.

² Pursuant to the respective Interlocal and/or Settlement Agreements, these Municipalities, which were incorporated after November 2002, are receiving a share of the County's Surtax Proceeds consistent with the other Municipal distributions.

³ Amount in FY 2016 is net of \$84,069 withheld due to instances of noncompliance, which was returned in FY 2017 by OCITT.