



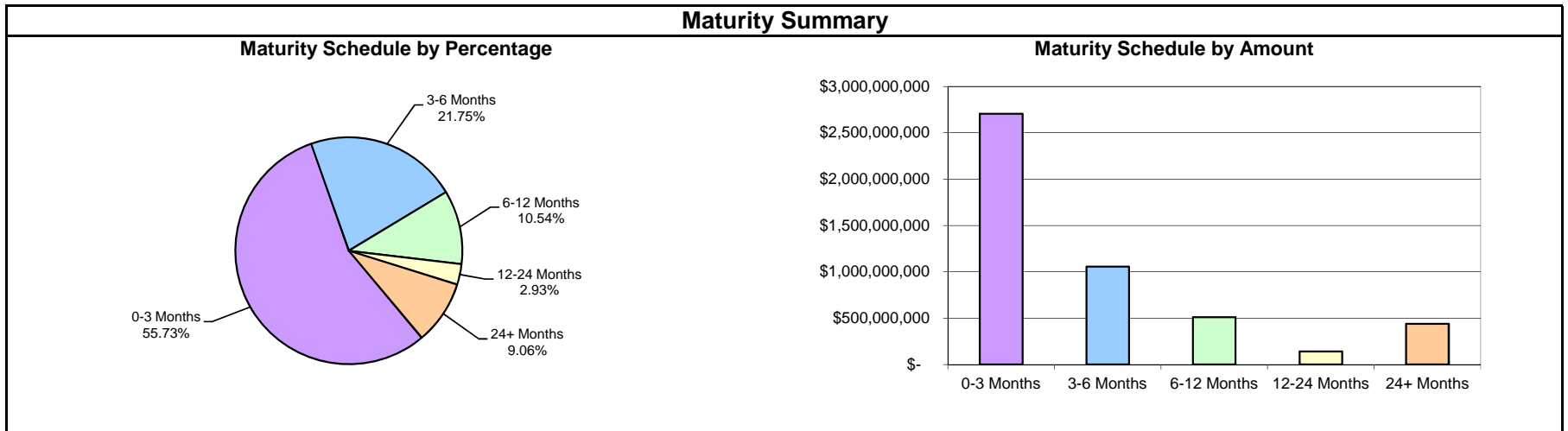
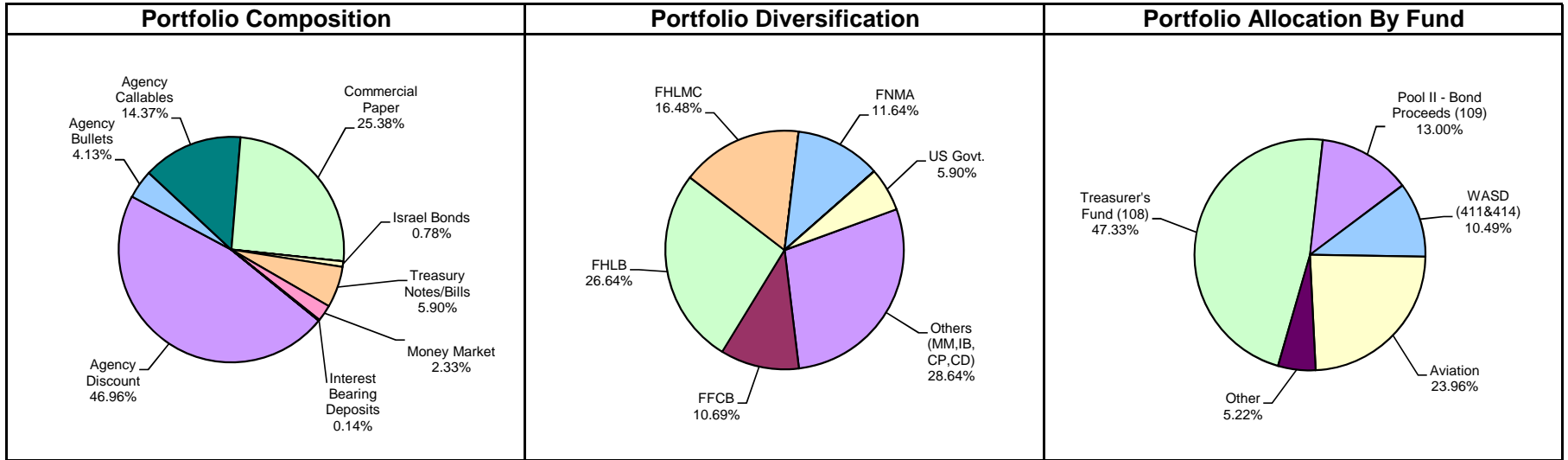
**Monthly Summary Investment Report**

**For the Period Ended**

**June 30, 2018**



### Miami-Dade County Total Portfolio Summary June 30, 2018



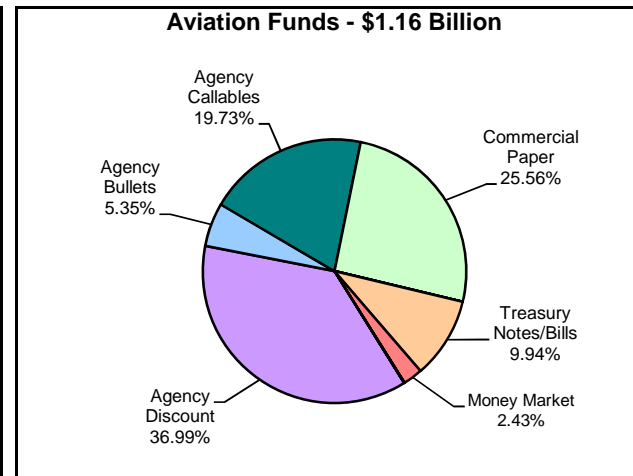
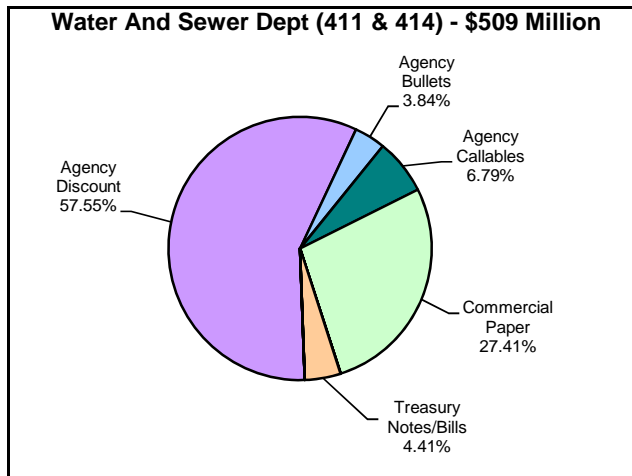
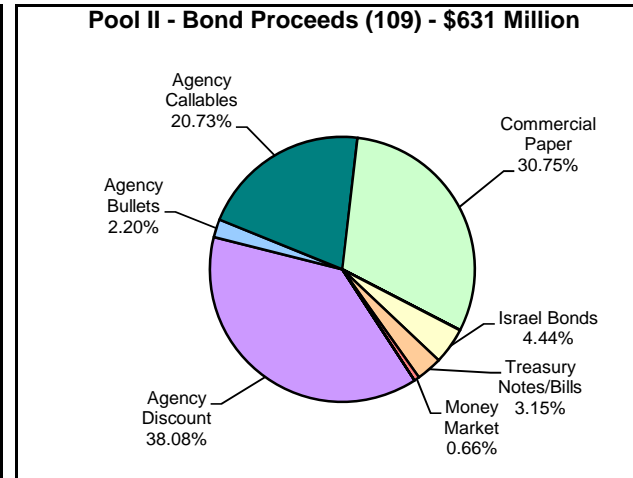
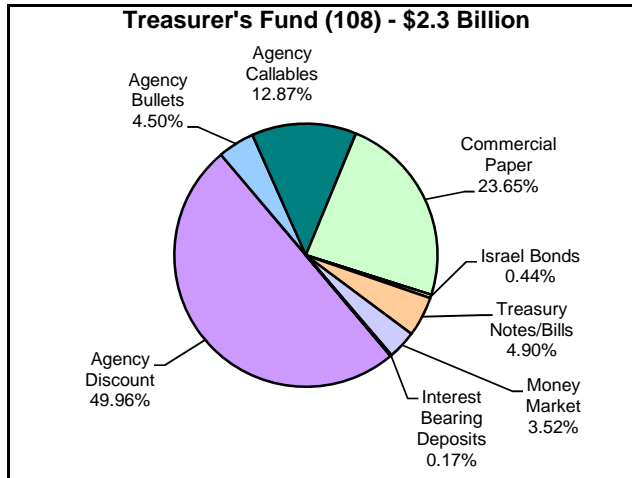
**Miami-Dade County  
Summary Statement  
June 30, 2018**

Portfolio Summary					
	Current 6/30/2018	Previous Month 5/31/2018	Change from Prior Month	Prior Quarter 3/31/2018	Change from Prior Quarter
Par Value	\$ 4,887,122,515.47	\$ 5,332,735,602.19	\$ (445,613,086.72)	\$ 5,292,180,667.95	\$ (405,058,152.48)
Book Value	\$ 4,870,215,174.06	\$ 5,314,894,320.27	\$ (444,679,146.21)	\$ 5,277,912,983.06	\$ (407,697,809.00)
Market Value	\$ 4,853,703,018.59	\$ 5,298,628,962.58	\$ (444,925,943.99)	\$ 5,261,316,141.15	\$ (407,613,122.56)
Market Value as a % of Book Value	99.66%	99.69%	-0.03%	99.69%	-0.02%
Accrued Interest	\$ 18,129,144.62	\$ 15,546,035.72	\$ 2,583,108.90	\$ 14,284,613.55	\$ 3,844,531.07
Total Value (Market Value+ Accrued Interest)	\$ 4,871,832,163.21	\$ 5,314,174,998.30	\$ (442,342,835.09)	\$ 5,275,600,754.70	\$ (403,768,591.49)
Interest Earned (Current Month)	\$ 7,821,814.81	\$ 7,344,789.06	\$ 477,025.75	\$ 6,744,067.50	\$ 1,077,747.31
Interest Earned Fiscal YTD (10/1 - 9/30)	\$ 54,680,240.13	\$ 46,858,421.90	\$ 7,821,818.23	\$ 32,701,099.51	\$ 21,979,140.62
Unrealized Gain (Loss)	\$ (16,512,155.47)	\$ (16,265,357.69)	\$ (246,797.78)	\$ (16,596,841.91)	\$ 84,686.44
Weighted Average Days to Maturity	188.76	178.1	10.7	173.0	15.8
Weighted Average Days to Call	85.7	82.9	2.8	81.2	4.5
Yield to Maturity	1.86%	1.79%	0.07%	1.56%	0.30%
Earned Income Yield for Period	1.85%	1.76%	0.10%	1.52%	0.34%
Earned Income Yield for Year to Date	1.47%	1.42%	0.05%	1.32%	0.15%

Yield Maturity Breakdown	Policy Compliance															
	Security Type	% Limit	Current %	Result												
<p>Yield Maturity Breakdown Data:</p> <table border="1"> <tr><th>Term</th><th>Yield</th></tr> <tr><td>0-3 Months</td><td>1.82%</td></tr> <tr><td>3-6 Months</td><td>1.94%</td></tr> <tr><td>6-12 Months</td><td>2.07%</td></tr> <tr><td>12-24 Months</td><td>1.54%</td></tr> <tr><td>24-36 Months</td><td>1.80%</td></tr> </table>	Term	Yield	0-3 Months	1.82%	3-6 Months	1.94%	6-12 Months	2.07%	12-24 Months	1.54%	24-36 Months	1.80%	Treasuries	100%	5.90%	PASS
	Term	Yield														
	0-3 Months	1.82%														
	3-6 Months	1.94%														
	6-12 Months	2.07%														
12-24 Months	1.54%															
24-36 Months	1.80%															
Agencies	100%	51.09%	PASS													
Agency Callables	25%	14.37%	PASS													
Commercial Paper	50%	25.38%	PASS													
-CP Single Issuer Max	5%	2.95%	PASS													
Israel Bonds	3%	0.78%	PASS													
Time Deposits	20%	0.00%	PASS													
SBA/Investment Pools	50%	0.00%	PASS													
Money Market Funds	30%	2.33%	PASS													
Interest Bearing Deposit	20%	0.14%	PASS													
Open/Closed End Funds	5%	0.00%	PASS													

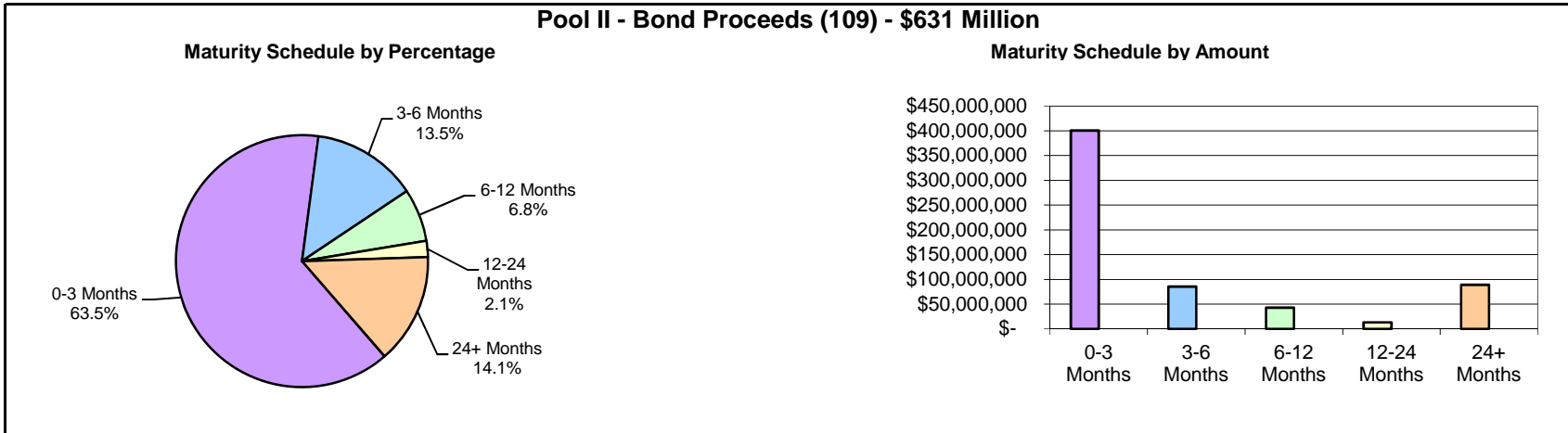
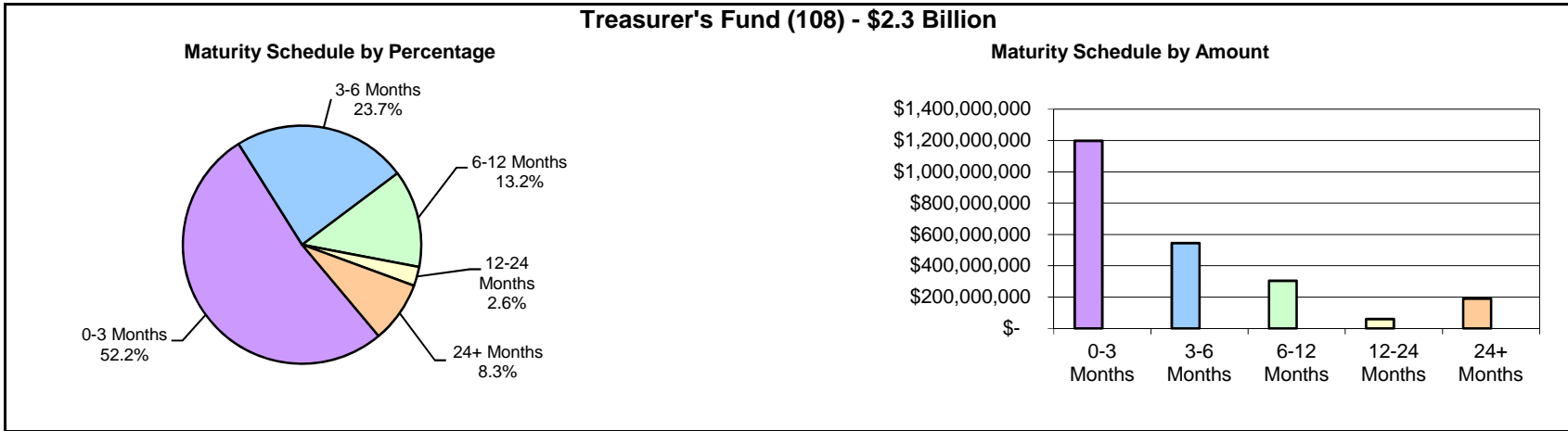
Note: The County currently holds \$170.2 million in cash deposits with Wells Fargo Bank due to a high earnings credit rate of 1.93%. These balances offset the cost of banking services. They are not included in the investment portfolio data presented here.

### Miami-Dade County Portfolio Composition June 30, 2018


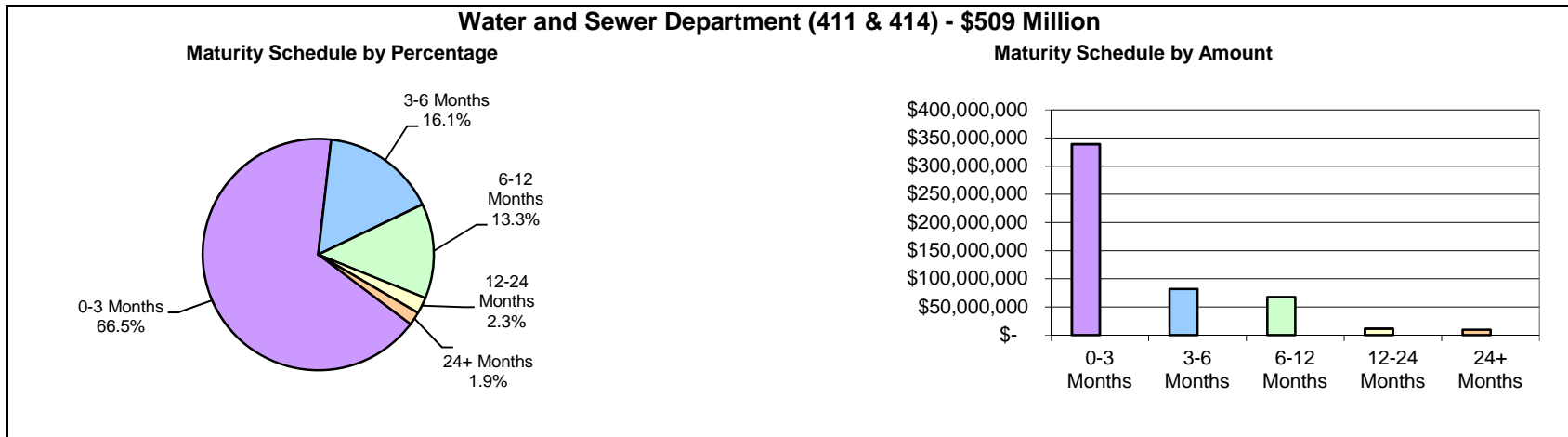


Note: Graphs above do not include miscellaneous funds totaling \$254 million and representing 5.2% of the portfolio.

### Miami-Dade County Maturity Breakdown June 30, 2018

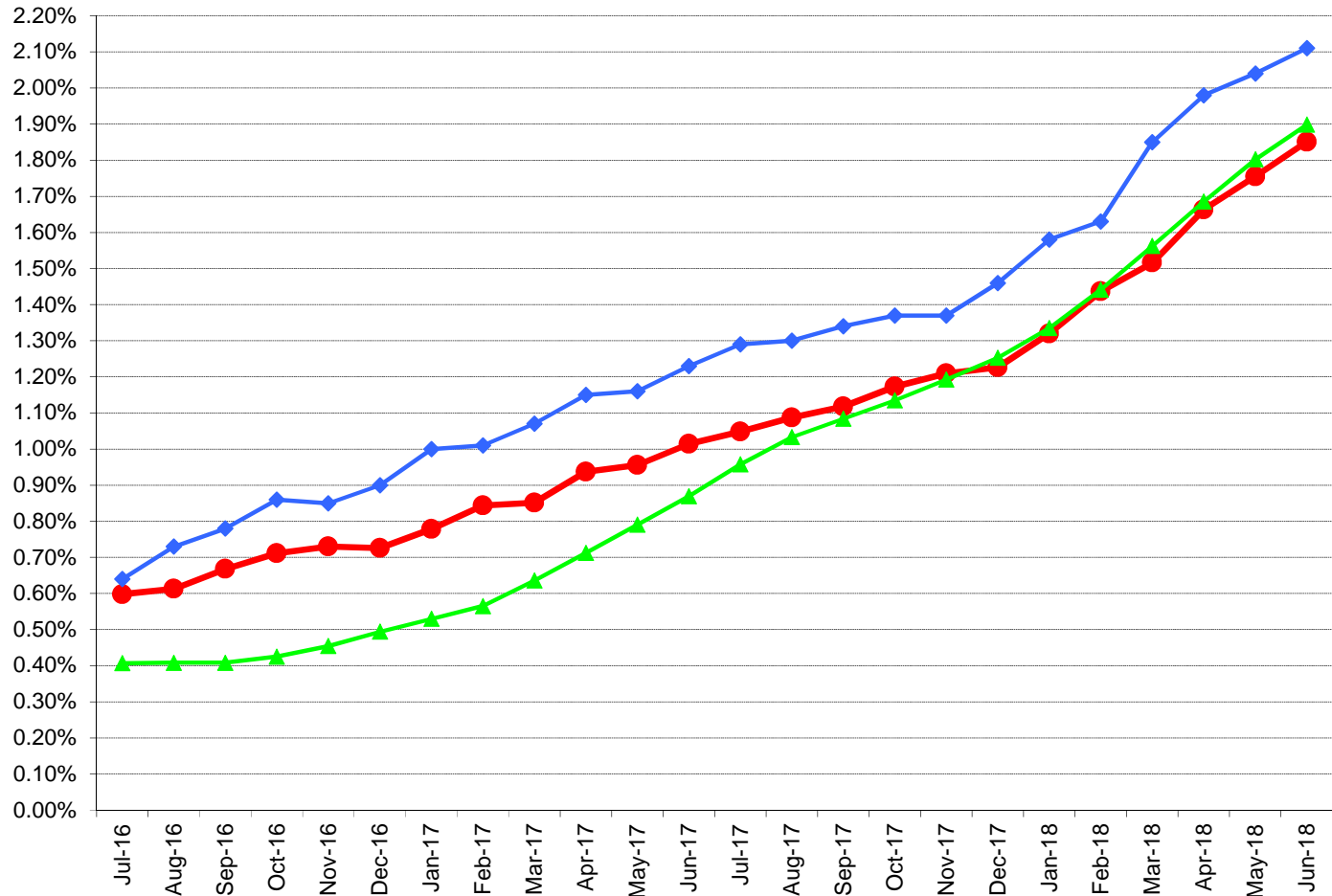


## Miami-Dade County Maturity Breakdown June 30, 2018



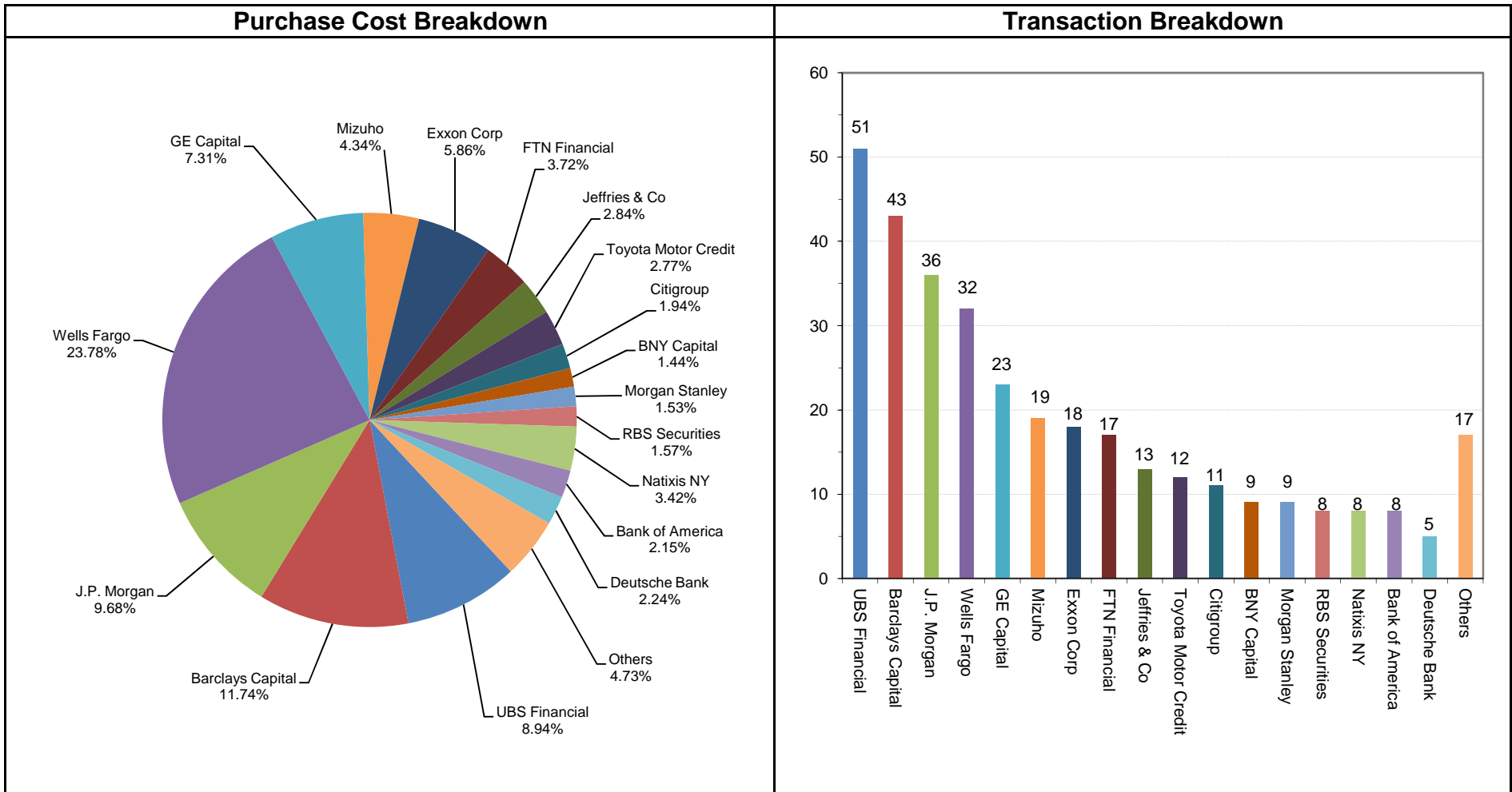
Note: Graphs above do not include miscellaneous funds totaling \$254 million and representing 5.2% of the portfolio.

### Miami-Dade County Benchmark Comparisons June 30, 2018



● Miami-Dade - Earned Income Yield	0.60%	0.61%	0.67%	0.71%	0.73%	0.73%	0.78%	0.84%	0.85%	0.94%	0.96%	1.01%	1.05%	1.09%	1.12%	1.17%	1.21%	1.23%	1.32%	1.44%	1.52%	1.66%	1.76%	1.85%
◆ Monthly Avg - Florida SBA Pool	0.64%	0.73%	0.78%	0.86%	0.85%	0.90%	1.00%	1.01%	1.07%	1.15%	1.16%	1.23%	1.29%	1.30%	1.34%	1.37%	1.37%	1.46%	1.58%	1.63%	1.85%	1.98%	2.04%	2.11%
▲ 6-Month Avg of 6-Mo T-Bill	0.41%	0.41%	0.41%	0.43%	0.45%	0.49%	0.53%	0.57%	0.64%	0.71%	0.79%	0.87%	0.96%	1.03%	1.08%	1.14%	1.19%	1.25%	1.34%	1.44%	1.56%	1.69%	1.80%	1.90%

### Miami-Dade County Broker Purchase Distribution June 30, 2018







**Detail Security Holdings Report**

**For the Period Ended**

**June 30, 2018**



**MIAMI-DADE COUNTY**  
**REPORT WRITER**  
**AS OF DATE: June 30, 2018**  
**SORTING ORDER: FUND ICC#**

INVESTMENT NUMBER	CUSIP NUMBER	FUND NUMBER	DESCRIPTION	PURCHASE SET DATE	MATURITY DATE	CALL DATE	INTEREST RATE	YTM TRADING	SCHEDULED PAR VALUE	CURRENT BOOK VALUE	PERIOD END INTEREST ACRLR	MARKET VALUE	UNREALIZED GAIN/LOSS
151194	WACHOVMM7	108	WELLS FARGO BANK MMK	3/1/2012	7/1/2018		0.138%	0.138%	3,887,062	3,887,061.65	22.82	3,887,061.65	0.00
151195	WACHOVIA8	108	WELLS FARGO BANK INT	3/1/2012	7/1/2018		0.019%	0.019%	0	0.00	64.49	0.00	0.00
170623	31607A703	108	FIDELITY GOV MMKT FU	11/10/2017	7/1/2018		1.687%	1.687%	80,793,726	80,793,726.36	-0.01	80,793,726.36	0.00
172424	63873KG27	108	CP - NATIXIS NY	4/6/2018	7/2/2018		2.260%	2.272%	22,000,000	21,879,843.33	118,775.56	21,998,777.78	158.89
172638	30229BG27	108	CP - EXXON MOBIL	4/26/2018	7/2/2018		1.870%	1.877%	25,000,000	24,912,993.06	85,708.33	24,998,611.11	(90.28)
173021	4497W1G26	108	CP - ING FUNDING	5/31/2018	7/2/2018		1.850%	1.853%	20,000,000	19,967,111.11	31,861.11	19,998,888.89	(83.33)
173259	4497W1G26	108	CP - ING FUNDING	6/21/2018	7/2/2018		1.950%	1.951%	2,000,000	1,998,808.33	1,083.34	1,999,888.89	(2.78)
171883	313385YY6	108	FHLB D N	2/20/2018	7/5/2018		1.720%	1.731%	20,700,000	20,566,485.00	129,559.00	20,695,722.00	(322.00)
172240	313589YY3	108	FNMA D N	3/21/2018	7/5/2018		1.790%	1.799%	33,000,000	32,826,071.67	167,365.00	32,993,180.00	(256.67)
171705	313385YZ3	108	FHLB D N	2/5/2018	7/6/2018		1.510%	1.520%	35,000,000	34,778,323.61	214,336.11	34,990,958.33	(1,701.39)
173238	313385YZ3	108	FHLB D N	6/20/2018	7/6/2018		1.870%	1.872%	25,000,000	24,979,222.22	14,284.72	24,993,541.67	34.73
173239	30229BG68	108	CP - EXXON MOBIL	6/20/2018	7/6/2018		1.940%	1.942%	10,000,000	9,991,377.78	5,927.78	9,997,222.22	(83.34)
171732	48306BGA7	108	CP - KAISER FOUNDATI	2/7/2018	7/10/2018		1.750%	1.763%	10,077,000	10,002,052.31	70,539.00	10,071,961.50	(629.81)
171733	48306BGA7	108	CP - KAISER FOUNDATI	2/7/2018	7/10/2018		1.770%	1.783%	18,520,000	18,380,683.30	131,121.60	18,510,740.00	(1,064.90)
172426	48306BGC3	108	CP - KAISER FOUNDATI	4/6/2018	7/12/2018		2.110%	2.122%	15,092,000	15,006,197.79	76,072.06	15,082,777.11	507.26
169634	313313ZK7	108	FFCB D N	7/17/2017	7/16/2018		1.260%	1.276%	10,000,000	9,872,600.00	122,150.00	9,992,250.00	(2,500.00)
172970	313385ZL3	108	FHLB D N	5/25/2018	7/17/2018		1.855%	1.860%	41,000,000	40,888,030.14	78,167.84	40,966,106.67	(91.11)
172464	63873KKG7	108	CP - NATIXIS NY	4/11/2018	7/19/2018		2.290%	2.305%	23,000,000	22,855,157.50	118,507.50	22,977,000.00	3,335.00
172593	02665KKG7	108	CP - AMERICAN HONDA	4/20/2018	7/19/2018		2.170%	2.182%	15,000,000	14,918,625.00	65,100.00	14,985,000.00	1,275.00
171716	313397ZP9	108	FHLMC D N	2/6/2018	7/20/2018		1.520%	1.520%	44,000,000	43,697,328.89	267,605.55	43,956,806.67	(8,127.77)
172361	313589ZS5	108	FNMA D N	4/2/2018	7/23/2018		1.710%	1.719%	40,000,000	39,787,200.00	171,000.00	39,954,533.33	(3,666.67)
172601	02665KGR2	108	CP - AMERICAN HONDA	4/23/2018	7/25/2018		2.150%	2.162%	18,000,000	17,900,025.00	74,175.00	17,976,000.00	1,800.00
172637	02665KGS0	108	CP - AMERICAN HONDA	4/26/2018	7/26/2018		2.100%	2.111%	25,000,000	24,867,291.67	96,250.00	24,965,277.78	1,736.11
167002	3134G92H9	108	FHLMC - BULLET	8/31/2016	7/27/2018		0.850%	0.880%	4,000,000	3,999,409.50	14,544.44	3,996,920.00	(2,489.50)
172239	313385A48	108	FHLB D N	3/22/2018	8/2/2018		1.885%	1.898%	25,000,000	24,825,899.31	132,211.80	24,958,666.67	555.56
171755	313385A55	108	FHLB D N	2/8/2018	8/3/2018		1.700%	1.714%	16,300,000	16,164,528.89	110,070.28	16,272,208.50	(2,390.67)
171715	313397A50	108	FHLMC D N	2/6/2018	8/3/2018		1.630%	1.643%	44,163,000	43,807,070.76	289,942.36	44,087,702.09	(9,311.04)
171993	313397A50	108	FHLMC D N	2/27/2018	8/3/2018		1.740%	1.753%	9,076,000	9,007,128.29	54,395.49	9,060,525.42	(998.36)
171754	313385B21	108	FHLB D N	2/8/2018	8/8/2018		1.700%	1.715%	49,000,000	48,581,186.11	330,886.11	48,903,796.67	(8,275.55)
172463	48306BH81	108	CP - KAISER FOUNDATI	4/11/2018	8/8/2018		2.170%	2.186%	15,798,000	15,684,680.07	77,133.73	15,764,648.67	2,834.87
169832	3133EHUJ0	108	FFCB - BULLET	8/10/2017	8/10/2018		1.250%	1.268%	7,000,000	6,999,368.27	34,270.83	6,994,750.00	(4,618.27)
172523	313385B96	108	FHLB D N	4/16/2018	8/15/2018		1.800%	1.811%	32,000,000	31,806,400.00	121,600.00	31,925,600.00	(2,400.00)
172914	59087BHF7	108	CP - METLIFE FUNDING	5/23/2018	8/15/2018		2.000%	2.009%	21,000,000	20,902,000.00	45,500.00	20,947,500.00	0.00
172951	59087BHF7	108	CP - METLIFE FUNDING	5/24/2018	8/15/2018		1.970%	1.979%	21,240,000	21,143,529.10	44,167.40	21,186,900.00	(796.50)
172496	912796NQ8	108	TREASURY BILLS	4/12/2018	8/16/2018		1.775%	1.786%	25,600,000	25,440,960.00	100,977.78	25,542,873.87	936.09
172238	4497W1HG4	108	CP - ING FUNDING	3/20/2018	8/16/2018		2.320%	2.342%	26,000,000	25,750,342.22	172,582.22	25,933,555.56	10,631.12
171953	4497W1HN9	108	CP - ING FUNDING	2/23/2018	8/22/2018		2.130%	2.153%	5,000,000	4,946,750.00	37,866.67	4,985,555.56	938.89
168548	3134GAGS7	108	FHLMC C I	3/13/2017	8/23/2018	8/23/2018	1.040%	1.314%	3,000,000	2,996,011.36	11,093.33	2,996,100.00	88.64
173200	21920PHP5	108	CP - CORNELL UNIVERS	6/15/2018	8/23/2018		2.050%	2.058%	4,710,000	4,691,493.63	4,291.33	4,696,131.67	346.71
172335	313385D29	108	FHLB D N	3/29/2018	8/24/2018		1.800%	1.813%	5,520,000	5,479,152.00	25,944.00	5,504,599.20	(496.80)
166925	3134GAEG5	108	FHLMC STEP UP	8/24/2016	8/24/2018	8/24/2018	1.250%	1.250%	2,210,000	2,210,000.00	9,745.49	2,154,131.20	(55,868.80)
172297	912796PW3	108	TREASURY BILLS	3/27/2018	8/30/2018		1.832%	1.847%	40,000,000	39,682,453.33	195,413.34	39,880,000.00	2,133.33
173304	89233HHW7	108	CP - TOYOTA MOTOR	6/25/2018	8/30/2018		2.100%	2.108%	15,000,000	14,942,250.00	5,250.00	14,947,750.00	250.00
172906	313313E58	108	FFCB D N	5/22/2018	9/4/2018		1.920%	1.931%	15,000,000	14,916,000.00	32,000.00	14,948,270.83	270.83
172570	36960MJ46	108	CP - GENERAL ELECTRI	4/19/2018	9/4/2018		2.350%	2.371%	4,580,000	4,538,741.83	21,824.97	4,562,716.86	2,150.06
169772	3133EHTM5	108	FFCB - BULLET	8/4/2017	9/4/2018		1.300%	1.300%	10,000,000	10,000,000.00	42,250.00	9,989,000.00	(11,000.00)
173351	02665KJ57	108	CP - AMERICAN HONDA	6/28/2018	9/5/2018		2.020%	2.028%	12,000,000	11,953,540.00	2,020.00	11,954,020.00	(1,540.00)
172298	912796PY9	108	TREASURY BILLS	3/27/2018	9/6/2018		1.855%	1.840%	38,000,000	37,683,417.78	186,453.33	37,871,202.35	1,331.24
172543	48306BJ63	108	CP - KAISER FOUNDATI	4/18/2018	9/6/2018		2.330%	2.351%	5,674,000	5,622,220.02	27,175.31	5,651,929.72	2,534.39
173201	79583TJ63	108	CP - SALVATION ARMY	6/15/2018	9/6/2018		2.180%	2.191%	16,290,000	16,208,124.65	15,783.20	16,226,636.43	2,728.58
171951	912796NV7	108	TREASURY BILLS	2/23/2018	9/13/2018		1.751%	1.768%	10,000,000	9,901,771.89	62,243.55	9,962,408.00	(1,607.44)
169733	3134GAGF5	108	FHLMC C I	8/1/2017	9/13/2018	9/13/2018	1.100%	1.303%	10,700,000	10,689,201.65	35,310.00	10,679,991.00	(9,210.65)
172950	89233HJD7	108	CP - TOYOTA MOTOR	5/24/2018	9/13/2018		2.280%	2.296%	36,000,000	35,744,640.00	86,640.00	35,845,340.00	14,060.00
173285	79583TJD8	108	CP - SALVATION ARMY	6/22/2018	9/13/2018		2.200%	2.211%	4,700,000	4,676,160.56	2,585.00	4,679,808.28	1,062.72

**MIAMI-DADE COUNTY**  
**REPORT WRITER**  
**AS OF DATE: June 30, 2018**  
**SORTING ORDER: FUND ICC#**

INVESTMENT NUMBER	CUSIP NUMBER	FUND NUMBER	DESCRIPTION	PURCHASE SET DATE	MATURITY DATE	CALL DATE	INTEREST RATE	YTM TRADING	SCHEDULED PAR VALUE	CURRENT BOOK VALUE	PERIOD END INTEREST ACCRL	MARKET VALUE	UNREALIZED GAIN/LOSS
170177	313397F71	108	FHLB D N	9/26/2017	9/14/2018		1.270%	1.286%	13,000,000	12,838,110.28	127,493.89	12,948,270.83	(17,333.34)
173203	64105SJE9	108	CP - NESTLE FINANCIA	6/15/2018	9/14/2018		2.120%	2.131%	12,000,000	11,935,693.33	11,306.67	11,947,750.00	750.00
171950	313385G91	108	FHLB D N	2/23/2018	9/24/2018		1.820%	1.840%	18,760,000	18,557,986.07	121,398.04	18,675,397.61	(3,986.50)
171882	313397H46	108	FHLMC D N	2/20/2018	9/27/2018		1.780%	1.799%	35,000,000	34,621,008.33	226,702.78	34,836,588.89	(11,122.22)
167296	3134GAMD3	108	FHLMC C I	9/28/2016	9/28/2018	9/28/2018	1.050%	1.050%	3,947,000	3,947,000.00	10,706.24	3,937,921.90	(9,078.10)
171692	313385H58	108	FHLB D N	2/2/2018	9/28/2018		1.690%	1.709%	35,000,000	34,608,952.78	244,815.28	34,834,731.94	(19,036.12)
172296	313385H82	108	FHLB D N	3/27/2018	10/1/2018		1.830%	1.848%	20,000,000	19,808,866.67	97,600.00	19,901,355.56	(5,111.11)
172334	313385H82	108	FHLB D N	3/29/2018	10/1/2018		1.820%	1.837%	20,000,000	19,811,933.33	95,044.45	19,901,355.56	(5,622.22)
172613	313385H82	108	FHLB D N	4/24/2018	10/1/2018		1.930%	1.947%	25,000,000	24,785,555.56	91,138.89	24,876,694.44	(0.01)
172898	64105SK15	108	CP - NESTLE FINANCIA	5/22/2018	10/1/2018		2.010%	2.025%	20,000,000	19,852,600.00	44,666.67	19,887,044.44	(10,222.23)
173303	63873KK14	108	CP - NATIXIS NY	6/25/2018	10/1/2018		2.270%	2.284%	18,000,000	17,888,770.00	6,810.00	17,898,340.00	2,760.00
169734	3130A9AE1	108	FHLB - BULLET	8/1/2017	10/1/2018		0.875%	1.332%	10,000,000	9,977,442.26	21,875.00	9,971,400.00	(6,042.26)
173284	46640QK42	108	CP - JP MORGAN	6/22/2018	10/4/2018		2.320%	2.336%	7,500,000	7,449,733.33	4,350.00	7,456,260.42	2,177.09
170319	3130ACL69	108	FHLB - BULLET	10/10/2017	10/10/2018		1.250%	1.394%	15,000,000	14,989,341.78	42,187.50	14,966,550.00	(22,791.78)
172949	313397K26	108	FHLMC D N	5/24/2018	10/11/2018		1.910%	1.924%	43,000,000	42,680,605.56	86,692.78	42,764,861.67	(2,436.67)
171752	313385K39	108	FHLB D N	2/8/2018	10/12/2018		1.710%	1.730%	31,000,000	30,637,765.00	210,567.50	30,828,819.72	(19,512.78)
172567	89233HCK7	108	CP - TOYOTA MOTOR	4/19/2018	10/12/2018		2.350%	2.377%	3,900,000	3,855,193.33	18,584.58	3,875,340.08	1,562.17
171753	313385K62	108	FHLB D N	2/8/2018	10/15/2018		1.710%	1.730%	38,000,000	37,550,555.00	258,115.00	37,784,054.44	(24,615.56)
172542	78009BKJ0	108	CP - ROYAL BANK OF C	4/18/2018	10/18/2018		2.340%	2.368%	8,000,000	7,904,840.00	38,480.00	7,946,468.89	3,148.89
172636	313385L20	108	FHLB D N	4/26/2018	10/19/2018		1.990%	2.010%	31,600,000	31,292,567.11	115,287.33	31,413,647.78	5,793.34
172665	313385L87	108	FHLB D N	4/30/2018	10/25/2018		1.995%	2.015%	20,365,000	20,164,116.25	69,970.74	20,238,352.33	4,265.34
173038	313397L90	108	FHLMC D N	6/1/2018	10/26/2018		1.940%	1.955%	23,000,000	22,817,801.67	37,183.33	22,855,732.50	747.50
173349	30229BKS5	108	CP - EXXON MOBIL	6/28/2018	10/26/2018		2.050%	2.064%	11,000,000	10,924,833.33	1,879.17	10,920,992.50	(5,720.00)
170521	3134G7S77	108	FHLMC STEP UP	10/29/2017	10/29/2018	7/29/2018	1.250%	1.376%	10,000,000	9,993,767.12	21,527.78	9,872,300.00	(121,467.12)
171689	313313M70	108	FFCB D N	2/2/2018	11/1/2018		1.790%	1.815%	30,000,000	29,594,266.67	222,258.33	29,797,050.00	(19,475.00)
171690	313313M70	108	FFCB D N	2/2/2018	11/1/2018		1.790%	1.815%	13,000,000	12,824,182.22	96,311.95	12,912,055.00	(8,439.17)
168965	3133EHHF3	108	FFCB - BULLET	5/1/2017	11/1/2018		1.250%	1.280%	6,000,000	5,999,100.00	12,500.00	5,983,680.00	(15,420.00)
171714	313385N77	108	FHLB D N	2/6/2018	11/9/2018		1.700%	1.722%	25,000,000	24,674,166.67	171,180.55	24,819,875.00	(25,472.22)
171671	313397N72	108	FHLMC D N	2/1/2018	11/9/2018		1.610%	1.630%	31,000,000	30,610,424.72	207,958.33	30,776,645.00	(41,738.05)
171798	313397N72	108	FHLMC D N	2/12/2018	11/9/2018		1.720%	1.742%	20,000,000	19,742,000.00	132,822.22	19,855,900.00	(18,922.22)
173302	46640QLF6	108	CP - JP MORGAN	6/25/2018	11/15/2018		2.380%	2.403%	21,500,000	21,296,741.39	8,528.33	21,306,906.11	1,636.39
167663	3133EGJ48	108	FFCB - BULLET	11/16/2016	11/16/2018		0.890%	0.940%	4,000,000	3,999,007.29	4,450.00	3,981,600.00	(17,407.29)
172669	313313P93	108	FFCB D N	4/30/2018	11/19/2018		2.050%	2.074%	5,000,000	4,942,201.40	17,652.77	4,961,225.00	1,370.83
172916	46640QLK5	108	CP - JP MORGAN	5/23/2018	11/19/2018		2.420%	2.450%	16,000,000	15,806,400.00	41,946.67	15,852,106.67	3,760.00
172917	4497W1LK0	108	CP - ING FUNDING	5/23/2018	11/19/2018		2.370%	2.398%	5,000,000	4,940,750.00	12,837.50	4,953,783.33	195.83
173202	4497W1M37	108	CP - ING FUNDING	6/15/2018	12/3/2018		2.310%	2.336%	7,692,000	7,607,599.53	7,897.12	7,613,840.73	(1,655.92)
172947	89233HMB7	108	CP - TOYOTA MOTOR	5/23/2018	12/11/2018		2.260%	2.289%	5,405,000	5,336,458.59	13,233.24	5,347,244.57	(2,447.26)
170141	3133EHZG1	108	FFCB - BULLET	9/21/2017	12/21/2018		1.300%	1.410%	5,000,000	4,997,300.88	1,805.56	4,979,950.00	(17,350.88)
173352	46640QN23	108	CP - JP MORGAN	6/28/2018	1/2/2019		2.450%	2.482%	12,000,000	11,846,466.67	2,450.00	11,849,533.33	616.66
172568	4497W1NB8	108	CP - ING FUNDING	4/19/2018	1/11/2019		2.480%	2.526%	7,500,000	7,362,050.00	37,716.67	7,401,383.33	1,616.66
172435	313312AR1	108	FFCB D N	4/9/2018	1/16/2019		2.040%	2.073%	10,000,000	9,840,200.00	47,033.33	9,883,363.89	(3,869.44)
171539	313384AT6	108	FHLB D N	1/23/2018	1/18/2019		1.790%	1.823%	5,000,000	4,910,500.00	39,529.17	4,942,212.50	(7,816.67)
171538	3133EJAC3	108	FFCB - BULLET	1/22/2018	1/22/2019		1.850%	1.850%	10,000,000	10,000,000.00	81,708.33	9,980,800.00	(19,200.00)
166974	3134G92B2	108	FHLMC C I	8/30/2016	1/30/2019	7/30/2018	0.950%	1.014%	4,600,000	4,597,117.68	18,329.72	4,565,500.00	(31,617.68)
171704	313312BM1	108	FFCB D N	2/5/2018	2/5/2019		1.930%	1.969%	15,000,000	14,706,479.17	117,408.33	14,807,462.50	(16,425.00)
171785	313384BP3	108	FHLB D N	2/9/2018	2/7/2019		1.850%	1.885%	5,000,000	4,906,729.17	36,486.11	4,936,462.50	(6,752.78)
172948	313384CB3	108	FHLB D N	5/24/2018	2/19/2019		2.160%	2.196%	25,000,000	24,593,500.00	57,000.00	24,665,062.50	14,562.50
169981	3130ABZY5	108	FHLB STEP UP	8/29/2017	2/24/2019	8/24/2018	1.500%	1.510%	4,500,000	4,499,548.35	23,812.50	4,452,480.00	(47,068.35)
172809	313396CH4	108	FHLMC D N	5/14/2018	2/25/2019		2.040%	2.074%	11,000,000	10,821,103.33	29,920.00	10,848,832.50	(2,190.83)
165584	3136G2ZF7	108	FNMA C I	3/15/2016	2/26/2019	8/26/2018	1.200%	1.300%	4,500,000	4,495,608.70	18,750.00	4,468,365.00	(27,243.70)
172689	313312CU2	108	FFCB D N	5/2/2018	3/8/2019		2.210%	2.253%	6,000,000	5,885,816.67	22,100.00	5,909,166.67	1,250.00
173299	3133782M2	108	FHLB - BULLET	6/22/2018	3/8/2019		1.500%	2.243%	7,500,000	7,493,342.50	35,312.50	7,462,125.00	1,282.50
169773	3130A7G25	108	FHLB C I	8/3/2017	3/15/2019	9/15/2018	1.260%	1.400%	8,000,000	7,988,925.50	29,680.00	7,943,280.00	(45,645.50)
172535	313312DJ6	108	FFCB D N	4/17/2018	3/22/2019		2.130%	2.174%	5,000,000	4,899,712.50	22,187.50	4,920,066.67	(1,833.33)

**MIAMI-DADE COUNTY**  
**REPORT WRITER**  
**AS OF DATE: June 30, 2018**  
**SORTING ORDER: FUND ICC#**

INVESTMENT NUMBER	CUSIP NUMBER	FUND NUMBER	DESCRIPTION	PURCHASE SET DATE	MATURITY DATE	CALL DATE	INTEREST RATE	YTM TRADING	SCHEDULED PAR VALUE	CURRENT BOOK VALUE	PERIOD END INTEREST ACCRL	MARKET VALUE	UNREALIZED GAIN/LOSS
172566	313312DM9	108	FFCB D N	4/19/2018	3/25/2019		2.140%	2.184%	19,316,000	18,925,602.18	83,820.71	19,003,692.47	(5,730.42)
173300	313384DR7	108	FHLB D N	6/25/2018	3/29/2019		2.080%	2.114%	4,000,000	3,935,982.22	1,386.67	3,934,600.00	(2,768.89)
172427	313312DY3	108	FFCB D N	4/6/2018	4/5/2019		2.150%	2.198%	10,000,000	9,782,611.10	51,361.11	9,830,000.00	(3,972.21)
172541	313312EJ5	108	FFCB D N	4/17/2018	4/15/2019		2.150%	2.198%	6,000,000	5,869,924.98	26,875.00	5,894,280.00	(2,519.98)
172565	313384EM7	108	FHLB D N	4/19/2018	4/18/2019		2.150%	2.198%	20,000,000	19,565,222.22	87,194.44	19,644,000.00	(8,416.66)
172670	313312EU0	108	FFCB D N	4/30/2018	4/25/2019		2.250%	2.302%	7,000,000	6,842,500.00	27,125.00	6,872,390.00	2,765.00
173350	313384FB0	108	FHLB D N	6/28/2018	5/2/2019		2.120%	2.159%	12,000,000	11,782,346.67	2,120.00	11,772,000.00	(12,466.67)
172915	313312FR6	108	FFCB D N	5/23/2018	5/16/2019		2.300%	2.354%	20,000,000	19,542,555.56	49,833.33	19,602,600.00	10,211.11
173301	313384FX2	108	FHLB D N	6/25/2018	5/22/2019		2.270%	2.318%	5,000,000	4,895,643.06	1,891.67	4,898,750.00	1,215.27
173348	3136G3BK0	108	FNMA C I	6/28/2018	5/24/2019	8/24/2018	1.280%	2.360%	10,000,000	9,915,988.89	13,155.56	9,904,000.00	100.00
173323	313384GK9	108	FHLB D N	6/27/2018	6/3/2019		2.250%	2.299%	13,000,000	12,722,937.50	3,250.00	12,723,360.00	(2,827.50)
170318	3133EHB69	108	FFCB - BULLET	10/10/2017	6/3/2019		1.450%	1.510%	10,000,000	9,994,125.13	11,277.77	9,912,400.00	(81,725.13)
173370	313312GS3	108	FFCB D N	6/29/2018	6/10/2019		2.300%	2.352%	10,000,000	9,778,944.44	1,277.78	9,782,800.00	2,577.78
173371	313312GS3	108	FFCB D N	6/29/2018	6/10/2019		2.300%	2.352%	13,000,000	12,712,627.72	1,661.11	12,717,640.00	3,351.17
173372	313379EE5	108	FHLB - BULLET	6/29/2018	6/14/2019		1.625%	2.345%	9,000,000	8,944,983.75	6,906.25	8,934,660.00	(4,230.00)
165601	3136G2ZG5	108	FNMA C I	3/16/2016	8/26/2019	8/26/2018	1.300%	1.374%	4,750,000	4,744,855.42	21,440.97	4,688,915.00	(55,940.42)
166973	3134GAFY5	108	FHLMC C I	8/30/2016	8/28/2019	8/28/2018	1.300%	1.300%	6,200,000	6,200,000.00	27,538.33	6,114,254.00	(85,746.00)
170174	3134GBG30	9/27/2017	FHLMC C I	9/27/2017	9/27/2019	9/27/2018	1.500%	1.564%	6,500,000	6,493,900.68	25,458.33	6,424,600.00	(69,300.68)
169745	3136G4DR1	108	FNMA C I	8/2/2017	10/17/2019	10/17/2019	1.100%	1.450%	7,000,000	6,963,990.30	15,827.78	6,875,960.00	(88,030.30)
172683	3136G2RK5	108	FNMA STEP UP	4/29/2018	10/29/2019	7/29/2018	1.750%	1.750%	5,000,000	5,000,000.00	15,069.44	4,927,050.00	(72,950.00)
167699	3133EGJ30	108	FFCB - BULLET	11/18/2016	11/18/2019		1.100%	1.100%	6,000,000	6,000,000.00	7,883.33	5,887,020.00	(112,980.00)
165724	3134G8TX7	108	FHLMC C I	3/30/2016	12/30/2019	12/30/2019	1.375%	1.375%	5,250,000	5,250,000.00	18,247.40	5,161,222.50	(88,777.50)
167001	3136G3Z32	108	FNMA C I	8/31/2016	2/24/2020	2/24/2020	1.200%	1.229%	4,690,000	4,687,312.11	19,854.33	4,589,727.80	(97,584.31)
173047	46513XM23	108	JUBILEE ISSUE BONDS	6/1/2018	6/1/2020		3.130%	3.130%	10,000,000	10,000,000.00	25,726.03	9,963,700.00	(36,300.00)
169440	3134GBRU8	108	FHLMC C I	6/22/2017	6/22/2020	6/22/2020	1.625%	1.625%	4,550,000	4,550,000.00	1,848.44	4,449,763.50	(100,236.50)
166976	3135G0N66	108	FNMA C I	8/30/2016	8/24/2020	8/24/2018	1.400%	1.413%	7,800,000	7,797,558.15	38,523.33	7,591,740.00	(205,818.15)
166957	3136G3U86	108	FNMA C I	8/26/2016	8/25/2020	8/25/2018	1.300%	1.300%	1,950,000	1,950,000.00	8,872.50	1,898,013.00	(51,987.00)
166975	3136G33E3	108	FNMA C I	8/30/2016	8/28/2020	8/28/2020	1.250%	1.276%	3,020,000	3,018,114.30	12,897.92	2,936,104.40	(82,009.90)
170776	3134GB5V0	108	FHLMC C I	12/29/2017	9/29/2020	9/29/2018	2.000%	2.000%	4,500,000	4,500,000.00	23,000.00	4,435,335.00	(64,665.00)
168031	3136G0W72	108	FNMA C I	1/3/2017	10/29/2020	7/29/2018	1.550%	1.955%	4,100,000	4,060,151.97	10,944.72	4,004,060.00	(56,091.97)
170463	3134GBV58	108	FHLMC C I	11/16/2017	2/16/2021	8/16/2018	2.000%	2.000%	6,000,000	6,000,000.00	45,000.00	5,876,640.00	(123,360.00)
171795	3134GSEP6	108	FHLMC C I	2/26/2018	2/26/2021	2/26/2019	2.450%	2.450%	5,000,000	5,000,000.00	42,534.72	4,955,150.00	(44,850.00)
167845	3130A9ZQ7	108	FHLB C I	12/9/2016	2/26/2021	8/26/2018	1.500%	1.810%	4,300,000	4,264,831.81	6,270.83	4,160,594.00	(104,237.81)
172514	3134GSGG4	108	FHLMC C I	4/12/2018	3/26/2021	9/26/2018	2.750%	2.750%	4,455,000	4,460,445.00	32,329.69	4,432,725.00	(22,275.00)
166137	3136G3QU2	108	FNMA C I	5/25/2016	5/25/2021	8/25/2018	1.750%	1.750%	5,200,000	5,200,000.00	9,100.00	5,058,040.00	(141,960.00)
170330	3134GBQ39	108	FHLMC C I	10/27/2017	7/27/2021	7/27/2018	2.000%	2.000%	5,000,000	5,000,000.00	42,777.78	4,876,800.00	(123,200.00)
166972	3136G3A70	108	FNMA C I	8/30/2016	7/27/2021	7/27/2018	1.500%	1.526%	6,600,000	6,594,125.56	42,350.00	6,348,540.00	(245,585.56)
166801	3136G3X83	108	FNMA C I	8/24/2016	8/24/2021	8/24/2018	1.550%	1.550%	4,390,000	4,390,000.00	24,004.76	4,219,185.10	(170,814.90)
166958	3136G33A1	108	FNMA C I	8/30/2016	8/24/2021	8/24/2018	1.600%	1.600%	5,725,000	5,725,000.00	32,314.44	5,503,843.25	(221,156.75)
166802	3134G95L7	108	FHLMC C I	8/25/2016	8/25/2021	8/25/2018	1.600%	1.600%	7,000,000	7,000,000.00	39,200.00	6,759,270.00	(240,730.00)
166805	3134GAAE4	108	FHLMC C I	8/25/2016	8/25/2021	8/25/2018	1.625%	1.625%	6,100,000	6,100,000.00	34,693.75	5,805,736.00	(294,264.00)
167023	3136G35Q4	108	FNMA C I	9/15/2016	9/15/2021	9/15/2018	1.550%	1.571%	5,600,000	5,596,077.54	25,557.78	5,337,528.00	(258,549.54)
167025	3136G35G6	108	FNMA C I	9/23/2016	9/23/2021	9/23/2018	1.550%	1.560%	6,300,000	6,297,793.62	26,582.50	6,062,301.00	(235,492.62)
167329	3136G4DE0	108	FNMA C I	9/30/2016	9/29/2021	9/29/2018	1.450%	1.450%	8,000,000	8,000,000.00	29,644.44	7,614,080.00	(385,920.00)
170006	3134GBMK5	108	FHLMC C I	8/31/2017	10/26/2021	7/26/2018	2.000%	2.000%	4,500,000	4,500,000.00	16,250.00	4,368,240.00	(131,760.00)
167720	3134GAYJ7	108	FHLMC C I	11/30/2016	11/24/2021	8/24/2018	1.750%	1.750%	5,540,000	5,540,000.00	9,964.31	5,326,710.00	(213,290.00)
167718	3130AAAD0	108	FHLB C I	11/28/2016	11/24/2021	8/24/2018	2.050%	2.050%	7,350,000	7,350,000.00	15,486.04	7,158,238.50	(191,761.50)
167719	3136G4GY3	108	FNMA C I	11/30/2016	11/26/2021	8/26/2018	1.850%	1.850%	3,600,000	3,600,000.00	6,475.00	3,461,220.00	(138,780.00)
173347	3136G4SV6	108	FNMA C I	6/28/2018	12/28/2021	12/28/2018	3.000%	3.000%	10,000,000	10,000,000.00	2,500.00	9,989,700.00	(10,300.00)
168013	3134GAZR8	108	FHLMC C I	12/30/2016	12/30/2021	9/30/2018	2.050%	2.177%	5,000,000	4,979,003.28	284.72	4,860,800.00	(118,203.28)
170223	3136G4NG4	108	FNMA C I	9/29/2017	4/18/2022	7/18/2018	2.200%	2.201%	6,990,000	6,989,692.98	31,183.17	6,795,817.80	(193,875.18)
170206	3134GBH62	108	FHLMC C I	9/28/2017	9/28/2022	9/28/2018	2.020%	2.036%	5,000,000	4,996,623.77	26,091.67	4,845,250.00	(151,373.77)
170465	3134GBV66	108	FHLMC C I	10/30/2017	10/26/2022	10/26/2018	2.250%	2.250%	7,000,000	7,000,000.00	28,437.50	6,804,140.00	(195,860.00)
170331	3136G4QH9	108	FNMA C I	10/27/2017	10/27/2022	7/27/2018	2.200%	2.211%	3,745,000	3,743,315.16	14,647.11	3,633,286.65	(110,028.51)

**MIAMI-DADE COUNTY**  
**REPORT WRITER**  
**AS OF DATE: June 30, 2018**  
**SORTING ORDER: FUND ICC#**

INVESTMENT NUMBER	CUSIP NUMBER	FUND NUMBER	DESCRIPTION	PURCHASE SET DATE	MATURITY DATE	CALL DATE	INTEREST RATE	YTM TRADING	SCHEDULED PAR VALUE	CURRENT BOOK VALUE	PERIOD END INTEREST ACRR	MARKET VALUE	UNREALIZED GAIN/LOSS
170770	3130ACX66	108	FHLB C I	11/30/2017	11/28/2022	11/28/2018	2.300%	2.300%	4,450,000	4,450,000.00	9,382.08	4,341,509.00	(108,491.00)
172591	3134GSGV1	108	FHLMC C I	4/20/2018	3/27/2023	9/27/2018	3.050%	3.072%	9,500,000	9,509,011.81	75,656.95	9,494,110.00	3,610.00
172592	3136G4SK0	108	FNMA C I	4/26/2018	4/26/2023	10/26/2018	3.050%	3.063%	4,000,000	3,997,600.00	22,027.78	3,999,920.00	2,320.00
172664	3134GSKY0	108	FHLMC C I	5/15/2018	5/15/2023	8/15/2018	3.200%	3.202%	6,000,000	5,999,400.00	24,533.33	5,994,900.00	(4,500.00)
172998	3134GSMJ1	108	FHLMC C I	5/30/2018	5/24/2023	8/24/2018	3.250%	3.250%	7,000,000	7,000,000.00	19,590.28	7,000,420.00	420.00
<b>108 Total</b>									<b>2,315,595,788</b>	<b>2,298,166,791.20</b>	<b>9,429,434.79</b>	<b>2,299,771,275.66</b>	<b>(6,241,021.32)</b>
172497	912796PN3	109	TREASURY BILLS	4/12/2018	7/5/2018		1.688%	1.695%	10,000,000	9,960,611.00	37,513.33	9,998,880.00	755.67
171995	912796PV5	109	TREASURY BILLS	2/27/2018	8/23/2018		1.800%	1.816%	10,000,000	9,911,500.00	62,000.00	9,974,187.04	687.04
167061	3134GAGF5	109	FHLMC C I	9/13/2016	9/13/2018	9/13/2018	1.100%	1.100%	5,400,000	5,400,000.00	17,820.00	5,389,902.00	(10,098.00)
167210	3134GAMA9	109	FHLMC C I	9/21/2016	9/21/2018	9/21/2018	1.000%	1.005%	4,400,000	4,399,889.70	12,222.22	4,390,232.00	(9,657.70)
167809	3134GAXZ2	109	FHLMC C I	11/30/2016	11/25/2020	11/25/2020	1.370%	1.740%	1,170,000	1,159,570.61	1,602.91	1,136,198.70	(23,371.91)
166444	3134G9E52	109	FHLMC C I	6/30/2016	12/30/2020	9/30/2018	1.330%	1.330%	7,000,000	7,000,000.00	258.61	6,736,590.00	(263,410.00)
166789	3134G94T1	109	FHLMC C I	8/24/2016	8/24/2021	8/24/2018	1.550%	1.550%	5,600,000	5,600,000.00	30,621.11	5,371,184.00	(228,816.00)
166803	3134G95L7	109	FHLMC C I	8/25/2016	8/25/2021	8/25/2018	1.600%	1.600%	6,400,000	6,400,000.00	35,840.00	6,179,904.00	(220,096.00)
166804	3134G93Q8	109	FHLMC C I	8/25/2016	8/25/2021	8/25/2018	1.680%	1.680%	6,000,000	6,000,000.00	35,280.00	5,718,480.00	(281,520.00)
166160	3130A85K5	109	FHLB C I	5/26/2016	11/25/2018	8/25/2018	1.500%	1.558%	4,000,000	3,994,440.38	6,000.00	3,887,800.00	(106,640.38)
170767	313313ZG6	109	FFCB D N	11/29/2017	7/13/2018		1.485%	1.499%	6,430,000	6,370,056.33	56,760.82	6,426,013.40	(803.75)
172836	313313J33	109	FFCB D N	5/16/2018	10/4/2018		1.970%	1.985%	7,000,000	6,945,989.17	17,620.55	6,964,348.61	738.89
166706	3136G3XC4	109	FNMA C I	7/29/2016	7/27/2018	7/27/2018	0.800%	0.901%	2,000,000	1,999,010.99	6,844.44	1,998,460.00	(550.99)
167305	3135G0L84	109	FNMA C I	9/28/2016	7/27/2018	7/27/2018	0.875%	0.902%	3,600,000	3,599,514.24	13,475.00	3,597,408.00	(2,106.24)
167335	3135G0L68	109	FNMA C I	9/30/2016	7/27/2018	7/27/2018	0.750%	0.850%	7,200,000	7,196,472.54	23,100.00	7,194,024.00	(2,448.54)
166781	3136G3XS9	109	FNMA C I	8/5/2016	1/25/2019	1/25/2019	0.875%	0.920%	3,000,000	2,998,669.77	11,375.00	2,977,230.00	(21,439.77)
167287	3136G3KP9	109	FNMA C I	9/27/2016	4/26/2019	7/26/2018	1.050%	1.060%	3,000,000	2,999,709.89	5,687.50	2,968,830.00	(30,879.89)
166707	3135G0M91	109	FNMA C I	7/29/2016	7/26/2019	7/26/2019	1.125%	1.125%	3,038,000	3,038,000.00	14,715.31	2,997,746.50	(40,253.50)
167337	3136G34K8	109	FNMA C I	9/30/2016	9/9/2019	9/9/2018	1.125%	1.137%	7,100,000	7,098,732.05	24,850.01	6,993,500.00	(105,232.05)
166186	3136G3QK4	109	FNMA C I	5/27/2016	5/22/2020	8/22/2018	1.500%	1.526%	3,000,000	2,998,495.88	4,875.00	2,941,800.00	(56,695.88)
166138	3136G3QF5	109	FNMA C I	5/25/2016	8/25/2020	8/25/2018	1.550%	1.565%	5,000,000	4,998,240.18	27,125.00	4,893,050.00	(105,190.18)
167284	3136G35C5	109	FNMA C I	9/27/2016	8/28/2020	8/28/2018	1.400%	1.400%	4,310,000	4,310,000.00	20,616.17	4,195,095.40	(114,904.60)
167062	3136G36B6	109	FNMA C I	9/15/2016	9/15/2020	9/15/2018	1.450%	1.450%	5,875,000	5,875,000.00	25,082.99	5,725,892.50	(149,107.50)
166443	3136G3WY7	109	FNMA C I	6/30/2016	9/30/2020	9/30/2018	1.270%	1.270%	7,335,000	7,335,000.00	23,547.39	7,125,365.70	(209,634.30)
166661	3136G3C29	109	FNMA C I	7/27/2016	10/27/2020	7/27/2018	1.350%	1.368%	4,000,000	3,998,236.32	9,600.00	3,888,680.00	(109,556.32)
166662	3136G3N92	109	FNMA C I	7/27/2016	7/27/2021	7/27/2018	1.350%	1.350%	6,000,000	6,000,000.00	34,650.00	5,743,620.00	(256,380.00)
166663	3136G3Q81	109	FNMA C I	7/27/2016	7/27/2021	7/27/2018	1.600%	1.600%	7,000,000	7,000,000.00	47,911.11	6,708,730.00	(291,270.00)
166690	3136G3S97	109	FNMA C I	7/28/2016	7/28/2021	7/28/2018	1.530%	1.530%	4,000,000	4,000,000.00	26,010.00	3,828,480.00	(171,520.00)
166782	3136G3N76	109	FNMA C I	8/10/2016	8/10/2021	8/10/2018	1.625%	1.635%	6,000,000	5,997,903.61	38,187.50	5,738,760.00	(259,143.61)
167771	3136G4HS5	109	FNMA C I	11/30/2016	8/25/2021	8/25/2018	1.875%	2.000%	2,000,000	1,991,690.13	13,125.00	1,937,200.00	(54,490.13)
171316	313385YV2	109	FHLB D N	1/3/2018	7/2/2018		1.380%	1.390%	6,000,000	5,958,600.00	41,170.00	5,999,690.00	(80.00)
171428	313385YV2	109	FHLB D N	1/12/2018	7/2/2018		1.450%	1.460%	11,000,000	10,924,237.50	75,319.44	10,999,431.67	(125.27)
172890	313385YV2	109	FHLB D N	5/21/2018	7/2/2018		1.810%	1.814%	1,300,000	1,297,254.83	2,679.81	1,299,932.83	(1.81)
173069	313385YV6	109	FHLB D N	6/6/2018	7/5/2018		1.828%	1.831%	27,000,000	26,960,241.00	34,275.00	26,994,420.00	(96.00)
173130	313385YZ3	109	FHLB D N	6/11/2018	7/6/2018		1.829%	1.831%	2,795,000	2,791,449.96	2,840.03	2,794,277.96	(12.03)
173150	313385ZD1	109	FHLB D N	6/13/2018	7/10/2018		1.840%	1.843%	3,315,000	3,310,425.30	3,049.80	3,313,458.53	(16.58)
173236	313385ZF6	109	FHLB D N	6/19/2018	7/12/2018		1.860%	1.862%	1,200,000	1,198,574.00	744.00	1,199,318.00	0.00
172134	313385ZL3	109	FHLB D N	3/13/2018	7/17/2018		1.700%	1.710%	10,000,000	9,940,500.00	51,944.44	9,991,733.33	(711.11)
173232	313385ZS8	109	FHLB D N	6/19/2018	7/23/2018		1.860%	1.863%	3,113,000	3,107,531.50	1,930.06	3,109,461.56	0.00
173286	313385ZV1	109	FHLB D N	6/22/2018	7/26/2018		1.885%	1.888%	5,003,000	4,994,093.27	2,357.66	4,996,537.79	86.86
172299	313385A55	109	FHLB D N	3/27/2018	8/3/2018		1.815%	1.827%	25,000,000	24,837,406.25	121,000.00	24,957,375.00	(1,031.25)
172973	313385A89	109	FHLB D N	5/25/2018	8/6/2018		1.860%	1.867%	22,244,000	22,160,103.05	42,523.11	22,202,626.16	0.00
173353	313385B21	109	FHLB D N	6/28/2018	8/8/2018		1.810%	1.814%	2,347,000	2,342,161.92	354.01	2,342,392.06	(123.87)
173325	313385B47	109	FHLB D N	6/27/2018	8/10/2018		1.890%	1.894%	3,588,000	3,579,711.72	753.48	3,580,584.80	119.60
172524	313385B96	109	FHLB D N	4/16/2018	8/15/2018		1.800%	1.811%	3,018,000	2,999,741.10	11,468.40	3,010,983.15	(226.35)
173384	313385C87	109	FHLB D N	6/29/2018	8/22/2018		1.850%	1.855%	2,003,000	1,997,441.68	205.86	1,997,618.61	(28.93)
171994	313385D94	109	FHLB D N	2/27/2018	8/31/2018		1.820%	1.837%	15,872,000	15,723,552.71	99,499.81	15,820,632.04	(2,420.48)
171441	313385F68	109	FHLB D N	1/16/2018	9/13/2018		1.580%	1.597%	8,085,000	7,999,838.00	58,903.72	8,053,257.39	(5,484.33)

**MIAMI-DADE COUNTY**  
**REPORT WRITER**  
**AS OF DATE: June 30, 2018**  
**SORTING ORDER: FUND ICC#**

INVESTMENT NUMBER	CUSIP NUMBER	FUND NUMBER	DESCRIPTION	PURCHASE SET DATE	MATURITY DATE	CALL DATE	INTEREST RATE	YTM TRADING	SCHEDULED PAR VALUE	CURRENT BOOK VALUE	PERIOD END INTEREST ACCRL	MARKET VALUE	UNREALIZED GAIN/LOSS
172300	313385H82	109	FHLB D N	3/27/2018	10/1/2018		1.830%	1.848%	14,000,000	13,866,206.67	68,320.00	13,930,948.89	(3,577.78)
171691	313397YW5	109	FHLMC D N	2/2/2018	7/3/2018		1.470%	1.479%	5,600,000	5,565,471.33	34,071.34	5,599,421.33	(121.34)
171898	313397YW5	109	FHLMC D N	2/21/2018	7/3/2018		1.650%	1.660%	8,000,000	7,951,600.00	47,666.67	7,999,173.33	(93.34)
172103	313397YW5	109	FHLMC D N	3/8/2018	7/3/2018		1.630%	1.639%	6,000,000	5,968,215.00	31,241.67	5,999,380.00	(76.67)
172686	313397E69	109	FHLMC D N	5/1/2018	9/5/2018		1.810%	1.822%	2,673,000	2,655,932.15	8,197.94	2,663,640.05	(490.05)
172799	313397F48	109	FHLMC D N	5/11/2018	9/11/2018		1.900%	1.912%	3,156,000	3,135,512.30	8,494.90	3,143,944.08	(63.12)
173048	313397H87	109	FHLMC D N	6/4/2018	10/1/2018		1.920%	1.932%	10,000,000	9,936,533.33	14,400.00	9,950,677.78	(255.55)
173060	313397H87	109	FHLMC D N	6/5/2018	10/1/2018		1.920%	1.932%	10,000,000	9,937,066.67	13,866.67	9,950,677.78	(255.56)
171846	313397H95	109	FHLMC D N	2/15/2018	10/2/2018		1.760%	1.780%	12,000,000	11,865,653.33	79,786.67	11,940,170.00	(5,270.00)
173059	313589ZP1	109	FNMA D N	6/5/2018	7/20/2018		1.800%	1.804%	4,100,000	4,090,775.00	5,330.00	4,095,975.17	(129.83)
173071	30229BG27	109	CP - EXXON MOBIL	6/6/2018	7/2/2018		1.860%	1.863%	20,000,000	19,973,133.33	25,833.34	19,998,888.89	(77.78)
171786	89233HG32	109	CP - TOYOTA MOTOR	2/9/2018	7/3/2018		1.870%	1.884%	7,052,000	6,999,251.04	52,016.34	7,051,216.44	(50.94)
173068	90328BG39	109	CP - USAA CAPITAL	6/6/2018	7/3/2018		1.780%	1.782%	30,000,000	29,959,950.00	37,083.33	29,996,666.67	(366.66)
172983	21920PGC5	109	CP - CORNELL UNIVERS	5/29/2018	7/12/2018		1.850%	1.854%	2,390,000	2,384,595.94	4,053.05	2,388,539.44	(109.55)
173176	36164KGG0	109	CP - GENERAL ELECTRI	6/14/2018	7/16/2018		1.950%	1.953%	5,000,000	4,991,333.33	4,604.17	4,995,833.33	(104.17)
173040	89233HGK4	109	CP - TOYOTA MOTOR	6/1/2018	7/19/2018		1.930%	1.935%	5,000,000	4,987,133.33	8,041.67	4,995,000.00	(175.00)
173234	36960MGK3	109	CP - GENERAL ELECTRI	6/19/2018	7/19/2018		1.970%	1.973%	3,800,000	3,793,761.67	2,495.33	3,796,200.00	(57.00)
172301	46640QGQ8	109	CP - JP MORGAN	3/27/2018	7/24/2018		2.350%	2.368%	2,000,000	1,984,463.89	12,533.33	1,997,444.44	447.22
172465	02665KGQ4	109	CP - AMERICAN HONDA	4/11/2018	7/24/2018		2.150%	2.163%	14,825,000	14,732,920.28	71,715.94	14,806,056.94	1,420.72
172466	02665KGQ4	109	CP - AMERICAN HONDA	4/11/2018	7/24/2018		2.150%	2.163%	13,000,000	12,919,255.56	62,887.50	12,983,388.89	1,245.83
172467	48306BH81	109	CP - KAISER FOUNDATI	4/11/2018	8/8/2018		2.170%	2.186%	12,500,000	12,410,336.81	61,031.25	12,473,611.11	2,243.05
173050	21920PH91	109	CP - CORNELL UNIVERS	6/4/2018	8/9/2018		1.950%	1.957%	15,000,000	14,946,375.00	21,937.50	14,967,500.00	(812.50)
173324	89233HHG2	109	CP - TOYOTA MOTOR	6/27/2018	8/16/2018		2.040%	2.046%	3,000,000	2,991,500.00	680.00	2,992,333.33	153.33
172907	63873KHL4	109	CP - NATIXIS NY	5/22/2018	8/20/2018		2.240%	2.253%	3,594,000	3,573,873.60	8,945.07	3,584,016.67	1,198.00
173178	21920PHP5	109	CP - CORNELL UNIVERS	6/14/2018	8/23/2018		2.050%	2.058%	3,000,000	2,988,041.67	2,904.17	2,991,166.67	220.83
173041	30229BJQ1	109	CP - EXXON MOBIL	6/1/2018	9/24/2018		1.952%	1.952%	8,841,000	8,786,210.36	14,292.95	8,797,372.12	(3,131.19)
172620	36960MJS3	109	CP - GENERAL ELECTRI	4/25/2018	9/26/2018		2.370%	2.394%	5,000,000	4,949,308.33	22,054.17	4,974,745.83	3,383.33
172619	63873KK14	109	CP - NATIXIS NY	4/25/2018	10/1/2018		2.390%	2.415%	9,000,000	8,904,997.50	40,032.50	8,949,170.00	4,140.00
172824	63873KK14	109	CP - NATIXIS NY	5/15/2018	10/1/2018		2.390%	2.412%	9,083,000	8,999,181.57	28,341.48	9,031,701.23	4,178.18
173061	89233HK11	109	CP - TOYOTA MOTOR	6/5/2018	10/1/2018		2.300%	2.317%	6,000,000	5,954,766.67	9,966.67	5,966,113.33	1,379.99
172918	46640QLK5	109	CP - JP MORGAN	5/23/2018	11/19/2018		2.420%	2.450%	9,114,000	9,003,720.60	23,893.87	9,029,756.26	2,141.79
172837	4497W1P83	109	CP - ING FUNDING	5/16/2018	2/8/2019		2.450%	2.496%	8,000,000	7,854,088.89	25,044.44	7,879,626.67	493.34
160479	3133EDTU6	109	FFCB - BULLET	9/4/2014	3/4/2019		1.700%	1.705%	1,000,000	999,949.01	5,525.00	996,290.00	(3,659.01)
167336	3130A92L4	109	FHLB - BULLET	9/30/2016	9/18/2018		0.865%	0.871%	8,400,000	8,399,743.09	20,788.83	8,379,504.00	(20,239.09)
167308	3130A9JM4	109	FHLB - BULLET	9/29/2016	9/19/2018		0.850%	0.863%	4,500,000	4,499,702.63	10,837.50	4,488,705.00	(10,997.63)
167856	3134GATY0	109	FHLMC STEP UP	12/12/2016	10/28/2021	7/28/2018	1.250%	1.455%	7,530,000	7,477,587.64	16,471.88	7,396,869.60	(80,718.04)
166331	46513CML7	109	JUBILEE ISSUE BONDS	6/15/2016	6/1/2019		1.920%	1.920%	28,000,000	28,000,000.00	89,845.48	27,780,200.00	(219,800.00)
151198	WACHOVIA8	109	WELLS FARGO BANK INT	3/1/2012	7/1/2018		0.020%	0.020%	0	0.00	0.05	0.00	0.00
165774	825252885	109	AIM MMKT FUND 9922	4/5/2016	7/1/2018		0.256%	0.256%	0	0.00	0.01	0.00	0.00
165749	31607A703	109	FIDELITY GOV MMKT FU	3/30/2016	7/1/2018		1.729%	1.729%	4,139,244	4,139,244.42	-15,777.12	4,139,244.42	0.00
<b>109 Total</b>									<b>634,038,244</b>	<b>631,276,988.52</b>	<b>2,214,791.16</b>	<b>629,392,492.42</b>	<b>(3,461,173.38)</b>
173074	912796QF9	300	TREASURY BILLS	6/6/2018	11/1/2018		1.998%	2.015%	5,550,000	5,504,412.30	7,700.63	5,513,224.98	1,112.05
173093	912796QL6	300	TREASURY BILLS	6/7/2018	11/29/2018		2.051%	2.072%	2,525,000	2,499,822.94	3,452.85	2,503,804.12	528.33
170232	3134GBL83	300	FHLMC C I	9/29/2017	3/27/2020	9/27/2018	1.600%	1.600%	1,100,000	1,100,000.00	4,595.56	1,082,290.00	(17,710.00)
170231	3134GBD58	300	FHLMC C I	9/29/2017	2/26/2021	8/26/2018	1.800%	1.800%	1,500,000	1,500,000.00	9,375.00	1,463,250.00	(36,750.00)
166604	3134G9U70	300	FHLMC C I	8/16/2016	8/16/2021	8/16/2018	1.600%	1.600%	1,115,000	1,115,000.00	6,690.00	1,060,153.15	(54,846.85)
172021	313313YV4	300	FFCB D N	3/1/2018	7/2/2018		1.760%	1.771%	2,015,000	2,002,883.13	12,018.36	2,014,895.89	(5.60)
172536	313313ZF8	300	FFCB D N	4/17/2018	7/12/2018		1.740%	1.747%	4,500,000	4,481,294.99	16,312.51	4,497,442.50	(165.00)
172429	313313ZL5	300	FFCB D N	4/6/2018	7/17/2018		1.710%	1.718%	1,200,000	1,194,186.00	4,902.00	1,199,008.00	(80.00)
171214	313313M47	300	FFCB D N	12/26/2017	10/29/2018		1.700%	1.725%	2,500,000	2,463,756.94	22,076.39	2,483,500.00	(2,333.33)
172106	313313M47	300	FFCB D N	3/8/2018	10/29/2018		1.920%	1.944%	1,000,000	987,466.67	6,133.33	993,400.00	(200.00)
172595	313313M47	300	FFCB D N	4/20/2018	10/29/2018		1.960%	1.981%	1,000,000	989,546.67	3,920.00	993,400.00	(66.67)
171222	313313M62	300	FFCB D N	12/27/2017	10/31/2018		1.720%	1.746%	2,000,000	1,970,568.89	17,773.33	1,986,580.00	(1,762.22)
172268	313312AB6	300	FFCB D N	3/22/2018	1/2/2019		2.050%	2.084%	2,000,000	1,967,427.78	11,502.78	1,978,313.89	(616.67)

**MIAMI-DADE COUNTY**  
**REPORT WRITER**  
**AS OF DATE: June 30, 2018**  
**SORTING ORDER: FUND ICC#**

INVESTMENT NUMBER	CUSIP NUMBER	FUND NUMBER	DESCRIPTION	PURCHASE SET DATE	MATURITY DATE	CALL DATE	INTEREST RATE	YTM TRADING	SCHEDULED PAR VALUE	CURRENT BOOK VALUE	PERIOD END INTEREST ACRRL	MARKET VALUE	UNREALIZED GAIN/LOSS
172778	313312AC4	300	FFCB D N	5/10/2018	1/3/2019		2.130%	2.160%	3,000,000	2,957,755.00	9,230.00	2,967,295.00	310.00
172743	313312AR1	300	FFCB D N	5/7/2018	1/16/2019		2.140%	2.173%	5,000,000	4,924,505.56	16,347.22	4,941,681.94	829.16
172594	313312BT6	300	FFCB D N	4/20/2018	2/11/2019		2.100%	2.137%	980,000	963,021.50	4,116.00	967,076.25	(61.25)
173227	313312EZ9	300	FFCB D N	6/19/2018	4/30/2019		2.270%	2.316%	2,512,000	2,462,105.40	1,900.75	2,465,427.52	1,421.37
166633	3136G3G82	300	FNMA C I	7/27/2016	7/27/2021	7/27/2018	1.550%	1.550%	1,875,000	1,875,000.00	12,432.29	1,801,800.00	(73,200.00)
173373	313385YV2	300	FHLB D N	6/29/2018	7/2/2018		1.550%	1.550%	8,000,000	7,998,966.67	688.89	7,999,586.67	(68.89)
173261	313385YW0	300	FHLB D N	6/21/2018	7/3/2018		1.850%	1.851%	3,000,000	2,998,150.00	1,541.67	2,999,690.00	(1.67)
173346	313385YZ3	300	FHLB D N	6/27/2018	7/6/2018		1.831%	1.832%	1,000,000	999,542.25	203.44	999,741.67	(4.02)
172086	313385ZE9	300	FHLB D N	3/7/2018	7/11/2018		1.710%	1.720%	2,515,000	2,499,947.73	13,857.65	2,513,700.58	(104.80)
172087	313385A97	300	FHLB D N	3/7/2018	8/7/2018		1.730%	1.743%	2,518,000	2,499,486.41	14,036.45	2,513,186.42	(336.44)
172245	313385C79	300	FHLB D N	3/21/2018	8/21/2018		1.830%	1.844%	3,527,000	3,499,568.76	18,287.49	3,517,706.36	(149.90)
172673	313385E82	300	FHLB D N	4/30/2018	9/6/2018		1.840%	1.852%	1,500,000	1,490,110.00	4,753.33	1,494,667.92	(195.41)
173155	313385F76	300	FHLB D N	6/13/2018	9/14/2018		1.920%	1.930%	2,010,000	2,000,030.40	1,929.60	2,002,001.88	41.88
172776	313385L95	300	FHLB D N	5/10/2018	10/26/2018		1.990%	2.009%	2,265,000	2,243,840.50	6,510.62	2,250,792.79	441.67
172449	313384CR8	300	FHLB D N	4/10/2018	3/5/2019		2.005%	2.042%	3,056,000	3,000,003.47	13,956.58	3,010,290.73	(3,669.32)
172448	313397ZM6	300	FHLMC D N	4/10/2018	7/18/2018		1.640%	1.647%	3,362,000	3,346,837.38	12,558.94	3,359,047.04	(349.28)
171812	313397A50	300	FHLMC D N	2/14/2018	8/3/2018		1.740%	1.754%	2,529,000	2,508,220.05	16,746.20	2,524,688.06	(278.20)
171811	313397B34	300	FHLMC D N	2/14/2018	8/9/2018		1.725%	1.740%	2,530,000	2,508,663.67	16,608.39	2,524,902.05	(370.01)
172741	313397H20	300	FHLMC D N	5/7/2018	9/25/2018		1.850%	1.864%	3,033,000	3,011,023.39	8,572.44	3,019,161.10	(434.74)
173263	313397L66	300	FHLMC D N	6/21/2018	10/23/2018		1.930%	1.943%	2,000,000	1,986,704.44	1,072.22	1,987,776.67	0.01
172150	313589YW7	300	FNMA D N	3/14/2018	7/3/2018		1.700%	1.709%	2,513,000	2,499,827.69	12,934.97	2,512,740.32	(22.34)
172693	313589YW7	300	FNMA D N	5/2/2018	7/3/2018		1.700%	1.705%	2,516,000	2,508,633.71	7,128.67	2,515,740.01	(22.37)
172243	313589ZF3	300	FNMA D N	3/21/2018	7/12/2018		1.810%	1.820%	2,011,000	1,999,574.73	10,313.08	2,009,857.08	(30.73)
172389	313589ZL0	300	FNMA D N	4/4/2018	7/17/2018		1.700%	1.708%	3,019,000	3,004,173.36	12,545.62	3,016,504.29	(214.69)
173241	313589A45	300	FNMA D N	6/20/2018	8/2/2018		1.850%	1.854%	2,016,000	2,011,545.20	1,139.60	2,012,666.88	(17.92)
172919	313589A94	300	FNMA D N	5/23/2018	8/7/2018		1.850%	1.857%	1,500,000	1,494,141.67	3,006.25	1,497,132.50	(15.42)
173025	313589A94	300	FNMA D N	5/31/2018	8/7/2018		1.830%	1.836%	2,519,000	2,510,292.66	3,969.52	2,514,184.51	(77.67)
172621	313589C27	300	FNMA D N	4/25/2018	8/16/2018		1.840%	1.851%	3,026,000	3,008,523.17	10,362.37	3,018,808.21	(77.33)
173154	313589C76	300	FNMA D N	6/13/2018	8/21/2018		1.860%	1.867%	2,008,000	2,000,841.48	1,867.44	2,002,708.92	0.00
172844	313589D83	300	FNMA D N	5/16/2018	8/30/2018		1.890%	1.901%	2,020,000	2,008,758.70	4,878.30	2,013,569.67	(67.33)
173313	3.13589E+63	300	FNMA D N	6/26/2018	9/4/2018		1.875%	1.882%	1,500,000	1,494,531.25	390.63	1,494,827.08	(94.80)
173220	4497W1G26	300	CP - ING FUNDING	6/18/2018	7/2/2018		2.000%	2.002%	500,000	499,611.11	361.11	499,972.22	0.00
172470	02665KGA9	300	CP - AMERICAN HONDA	4/11/2018	7/10/2018		2.100%	2.111%	2,015,000	2,004,421.25	9,520.88	2,013,992.50	50.37
172885	21920PGC5	300	CP - CORNELL UNIVERS	5/18/2018	7/12/2018		1.850%	1.855%	2,500,000	2,492,934.03	5,652.78	2,498,472.22	(114.59)
173288	78009BGP1	300	CP - ROYAL BANK OF C	6/22/2018	7/23/2018		2.000%	2.003%	1,048,000	1,046,195.11	524.00	1,046,719.11	0.00
172624	02665KGR2	300	CP - AMERICAN HONDA	4/25/2018	7/25/2018		2.100%	2.111%	1,005,000	999,665.13	3,927.87	1,003,660.00	67.00
173073	02665KGR2	300	CP - AMERICAN HONDA	6/6/2018	7/25/2018		1.900%	1.905%	2,000,000	1,994,827.78	2,638.89	1,997,333.33	(133.34)
172146	4497W1HE9	300	CP - ING FUNDING	3/14/2018	8/14/2018		2.200%	2.221%	2,000,000	1,981,300.00	13,322.22	1,995,111.11	488.89
172842	64105SHE1	300	CP - NESTLE FINANCIA	5/16/2018	8/14/2018		1.990%	2.000%	3,030,000	3,014,925.75	7,704.62	3,022,593.33	(37.04)
172920	59087BHF7	300	CP - METLIFE FUNDING	5/23/2018	8/15/2018		2.000%	2.009%	5,023,000	4,999,559.33	10,883.17	5,010,442.50	0.00
172828	30229BHG5	300	CP - EXXON MOBIL	5/15/2018	8/16/2018		1.910%	1.919%	2,518,000	2,505,575.77	6,278.91	2,511,565.11	(289.57)
172843	63873KHM2	300	CP - NATIXIS NY	5/16/2018	8/21/2018		2.240%	2.254%	2,000,000	1,987,928.89	5,724.44	1,994,333.33	680.00
173181	795837J63	300	CP - SALVATION ARMY	6/14/2018	9/6/2018		2.180%	2.191%	2,000,000	1,989,826.67	2,058.89	1,992,220.56	335.00
172500	48306BJC0	300	CP - KAISER FOUNDATI	4/12/2018	9/12/2018		2.250%	2.272%	5,048,000	4,999,728.50	25,240.00	5,026,606.30	1,637.80
173262	795837JD8	300	CP - SALVATION ARMY	6/21/2018	9/13/2018		2.200%	2.211%	2,000,000	1,989,733.33	1,222.22	1,991,407.78	452.23
173180	63873KJE8	300	CP - NATIXIS NY	6/14/2018	9/14/2018		2.240%	2.253%	1,700,000	1,690,268.44	1,798.22	1,692,597.92	531.26
173182	64105SJE9	300	CP - NESTLE FINANCIA	6/14/2018	9/14/2018		2.100%	2.111%	2,000,000	1,989,266.67	1,983.33	1,991,291.67	41.67
173026	30229BJJ7	300	CP - EXXON MOBIL	5/31/2018	9/18/2018		1.930%	1.941%	2,514,000	2,499,174.38	4,178.13	2,502,469.82	(882.69)
172544	78009BKJ0	300	CP - ROYAL BANK OF C	4/18/2018	10/18/2018		2.340%	2.368%	4,000,000	3,952,420.00	19,240.00	3,973,234.44	1,574.44
173226	63873KKJ5	300	CP - NATIXIS NY	6/19/2018	10/18/2018		2.280%	2.298%	1,330,000	1,319,807.77	1,010.80	1,321,100.45	281.88
172764	46640QN49	300	CP - JP MORGAN	5/9/2018	1/4/2019		2.500%	2.542%	3,864,000	3,799,600.00	14,221.67	3,815,025.95	1,204.28
169186	3133EHLA0	300	FFCB - BULLET	5/23/2017	9/23/2019		1.400%	1.400%	1,300,000	1,300,000.00	4,954.44	1,283,776.00	(16,224.00)
172681	3134GARN6	300	FHLMC STEP UP	4/28/2018	4/28/2019	7/29/2018	1.750%	1.750%	1,500,000	1,500,000.00	4,593.75	1,456,605.00	(43,395.00)
151203	WACHOVIA8	300	WELLS FARGO BANK INT	3/1/2012	7/1/2018		0.139%	0.139%	3,108,795	3,108,795.05	28.12	3,108,795.05	0.00

**MIAMI-DADE COUNTY**  
**REPORT WRITER**  
**AS OF DATE: June 30, 2018**  
**SORTING ORDER: FUND ICC#**

INVESTMENT NUMBER	CUSIP NUMBER	FUND NUMBER	DESCRIPTION	PURCHASE SET DATE	MATURITY DATE	CALL DATE	INTEREST RATE	YTM TRADING	SCHEDULED PAR VALUE	CURRENT BOOK VALUE	PERIOD END INTEREST ACCR	MARKET VALUE	UNREALIZED GAIN/LOSS
168034	31607A703	300	FIDELITY GOV INST 26	1/3/2017	1/3/2027		0.470%	0.469%	0	0.00	0.00	0.00	0.00
<b>300 Total</b>									<b>162,868,795</b>	<b>161,756,257.47</b>	<b>517,407.82</b>	<b>161,987,548.35</b>	<b>(243,447.81)</b>
172263	912796PQ6	303	TREASURY BILLS	3/22/2018	7/12/2018		1.748%	1.757%	3,458,000	3,439,200.01	16,953.56	3,456,510.18	356.61
172654	912796PU7	303	TREASURY BILLS	4/27/2018	8/9/2018		1.809%	1.819%	1,009,000	1,003,726.97	3,295.64	1,007,111.15	88.54
173094	912796QJ1	303	TREASURY BILLS	6/7/2018	11/15/2018		2.032%	2.050%	3,484,000	3,452,343.63	4,718.96	3,457,851.82	789.23
173157	313313ZM3	303	FFCB D N	6/13/2018	7/18/2018		1.830%	1.833%	2,000,000	1,996,441.67	1,830.00	1,998,243.33	(28.34)
172779	313313A40	303	FFCB D N	5/10/2018	8/2/2018		1.820%	1.828%	3,000,000	2,987,260.00	7,886.67	2,995,040.00	(106.67)
172474	313385YZ3	303	FHLB D N	4/11/2018	7/6/2018		1.710%	1.717%	3,497,000	3,482,714.76	13,454.70	3,496,096.61	(72.85)
172987	313385ZP4	303	FHLB D N	5/29/2018	7/20/2018		1.865%	1.870%	4,570,000	4,557,688.93	7,812.79	4,565,513.78	12.06
172148	313385F76	303	FHLB D N	3/14/2018	9/14/2018		1.800%	1.817%	3,376,000	3,344,940.80	18,399.20	3,362,566.33	(773.67)
172407	313385J80	303	FHLB D N	4/5/2018	10/9/2018		1.800%	1.817%	3,700,000	3,665,405.00	16,095.00	3,680,163.89	(1,336.11)
171959	313384CB3	303	FHLB D N	2/23/2018	2/19/2019		2.020%	2.062%	1,551,000	1,519,582.77	11,139.63	1,530,220.48	(501.92)
171685	313397ZE4	303	FHLMC D N	2/2/2018	7/11/2018		1.470%	1.480%	3,040,000	3,020,262.80	18,495.87	3,038,429.33	(329.34)
173374	313397D65	303	FHLMC D N	6/29/2018	8/28/2018		1.820%	1.826%	3,000,000	2,990,900.00	303.33	2,991,010.00	(193.33)
173075	313397G54	303	FHLMC D N	6/6/2018	9/20/2018		1.910%	1.921%	2,517,000	2,502,844.67	3,338.52	2,506,183.19	0.00
173141	313397G54	303	FHLMC D N	6/12/2018	9/20/2018		1.900%	1.910%	727,000	723,163.06	729.02	723,875.72	(16.36)
173242	313397K91	303	FHLMC D N	6/20/2018	10/18/2018		1.950%	1.963%	2,424,000	2,408,244.00	1,444.30	2,409,835.09	146.79
172625	313397S28	303	FHLMC D N	4/25/2018	12/6/2018		1.880%	1.902%	5,095,000	5,035,133.75	17,826.84	5,049,829.99	(3,130.60)
172450	313589ZU0	303	FNMA D N	4/10/2018	7/25/2018		1.680%	1.688%	4,655,000	4,631,973.27	17,813.13	4,649,227.80	(558.60)
172829	313589D83	303	FNMA D N	5/15/2018	8/30/2018		1.890%	1.901%	3,122,000	3,104,462.17	7,703.53	3,112,061.63	(104.07)
172653	89233HGW8	303	CP - TOYOTA MOTOR	4/27/2018	7/30/2018		2.150%	2.162%	1,257,000	1,249,943.34	4,879.61	1,254,974.83	151.88
173063	92181PH62	303	CP - VANDERBILT UNIV	6/5/2018	8/6/2018		1.970%	1.977%	1,500,000	1,494,910.83	2,134.17	1,497,000.00	(45.00)
173062	89233HH98	303	CP - TOYOTA MOTOR	6/5/2018	8/9/2018		2.050%	2.058%	3,788,000	3,773,979.14	5,608.34	3,779,792.67	205.19
172975	46640QLL3	303	CP - JP MORGAN	5/25/2018	11/20/2018		2.400%	2.429%	1,164,000	1,150,109.60	2,871.20	1,153,164.45	183.65
173264	4497W1MC7	303	CP - ING FUNDING	6/21/2018	12/12/2018		2.370%	2.397%	2,500,000	2,471,362.50	1,645.83	2,473,122.22	113.89
<b>303 Total</b>									<b>64,434,000</b>	<b>64,006,593.67</b>	<b>186,379.84</b>	<b>64,187,824.49</b>	<b>(5,149.02)</b>
172860	912796NV7	411	TREASURY BILLS	5/17/2018	9/13/2018		1.918%	1.930%	10,063,000	9,999,210.00	24,122.27	10,025,171.17	1,838.90
173077	912796QJ1	411	TREASURY BILLS	6/6/2018	11/15/2018		2.032%	2.051%	7,605,000	7,535,449.61	10,733.08	7,547,922.82	1,740.13
173315	912796PE3	411	TREASURY BILLS	6/26/2018	12/6/2018		2.029%	2.048%	3,000,000	2,972,436.70	845.50	2,973,616.98	334.78
173222	912796QN2	411	TREASURY BILLS	6/18/2018	12/13/2018		2.019%	2.039%	2,000,000	1,980,038.29	1,457.88	1,981,591.57	95.40
166665	3134G9X51	411	FHLMC C I	7/27/2016	7/27/2018	7/27/2018	1.000%	1.051%	1,500,000	1,499,630.14	6,416.67	1,499,040.00	(590.14)
170237	3134GBD58	411	FHLMC C I	9/29/2017	2/26/2021	8/26/2018	1.800%	1.800%	2,000,000	2,000,000.00	12,500.00	1,951,000.00	(49,000.00)
166625	3134G9U70	411	FHLMC C I	8/16/2016	8/16/2021	8/16/2018	1.600%	1.600%	2,000,000	2,000,000.00	12,000.00	1,901,620.00	(98,380.00)
169446	3134GBT51	411	FHLMC C I	6/29/2017	6/29/2022	9/29/2018	2.125%	2.125%	2,000,000	2,000,000.00	236.11	1,941,080.00	(58,920.00)
170181	3130ACGC2	411	FHLB C I	9/27/2017	9/27/2019	9/27/2018	1.500%	1.510%	2,000,000	1,999,699.73	7,833.33	1,977,500.00	(22,199.73)
172022	313313YV4	411	FFCB D N	3/1/2018	7/2/2018		1.760%	1.771%	5,031,000	5,000,746.92	30,007.12	5,030,740.07	(13.98)
172452	313313ZP6	411	FFCB D N	4/10/2018	7/20/2018		1.740%	1.749%	3,000,000	2,985,355.00	11,890.00	2,997,055.00	(190.00)
172746	313313A40	411	FFCB D N	5/7/2018	8/2/2018		1.820%	1.828%	4,000,000	3,982,406.67	11,122.22	3,993,386.67	(142.22)
172786	313313E84	411	FFCB D N	5/10/2018	9/6/2018		1.900%	1.912%	3,000,000	2,981,158.33	8,233.33	2,989,335.83	(55.83)
172922	313313F37	411	FFCB D N	5/23/2018	9/10/2018		1.940%	1.952%	9,000,000	8,946,650.00	18,915.00	8,966,097.50	532.50
172785	313313G51	411	FFCB D N	5/10/2018	9/20/2018		1.910%	1.924%	5,000,000	4,964,718.06	13,794.44	4,978,512.50	0.00
173331	313313J90	411	FFCB D N	6/27/2018	10/10/2018		1.950%	1.961%	1,500,000	1,491,468.75	325.00	1,491,877.92	84.17
172265	313312AB6	411	FFCB D N	3/22/2018	1/2/2019		2.050%	2.084%	6,678,000	6,569,241.35	38,407.78	6,605,590.08	(2,059.06)
172905	313312BX7	411	FFCB D N	5/21/2018	2/15/2019		2.190%	2.227%	4,000,000	3,934,300.00	9,976.67	3,946,312.22	2,035.55
172909	313312BX7	411	FFCB D N	5/22/2018	2/15/2019		2.190%	2.226%	1,220,000	1,200,035.72	2,968.67	1,203,625.23	620.84
172784	313312CD0	411	FFCB D N	5/10/2018	2/21/2019		2.180%	2.219%	1,100,000	1,080,882.61	3,463.78	1,084,849.03	502.64
173028	313312DF4	411	FFCB D N	5/31/2018	3/19/2019		2.170%	2.209%	5,090,000	5,000,410.34	9,511.23	5,009,552.55	(369.02)
172538	313312DJ6	411	FFCB D N	4/17/2018	3/22/2019		2.130%	2.174%	3,500,000	3,429,798.75	15,531.25	3,444,046.67	(1,283.33)
172576	313312DM9	411	FFCB D N	4/19/2018	3/25/2019		2.140%	2.184%	6,134,000	6,010,025.04	26,618.15	6,034,823.44	(1,819.75)
166408	3135G0K93	411	FNMA C I	6/28/2016	6/28/2019	9/28/2018	1.250%	1.250%	1,000,000	1,000,000.00	104.17	988,830.00	(11,170.00)
167332	3136G4CW1	411	FNMA C I	9/30/2016	9/30/2021	9/30/2018	1.500%	1.500%	1,500,000	1,500,000.00	5,687.50	1,434,165.00	(65,835.00)
173375	313385YV2	411	FHLB D N	6/29/2018	7/2/2018		1.550%	1.550%	19,000,000	18,997,545.83	1,636.11	18,999,018.33	(163.61)
173265	313385YW0	411	FHLB D N	6/21/2018	7/3/2018		1.850%	1.851%	9,000,000	8,994,450.00	4,625.00	8,999,070.00	(5.00)
173356	313385YY6	411	FHLB D N	6/28/2018	7/5/2018		1.700%	1.701%	8,000,000	7,997,355.56	1,133.33	7,998,346.67	(142.22)



**MIAMI-DADE COUNTY**  
**REPORT WRITER**  
**AS OF DATE: June 30, 2018**  
**SORTING ORDER: FUND ICC#**

INVESTMENT NUMBER	CUSIP NUMBER	FUND NUMBER	DESCRIPTION	PURCHASE SET DATE	MATURITY DATE	CALL DATE	INTEREST RATE	YTM TRADING	SCHEDULED PAR VALUE	CURRENT BOOK VALUE	PERIOD END INTEREST ACRRL	MARKET VALUE	UNREALIZED GAIN/LOSS
173305	313385ZC3	411	FHLB D N	6/25/2018	7/9/2018		1.850%	1.851%	5,000,000	4,996,402.78	1,541.67	4,997,933.33	(11.12)
172155	313385ZD1	411	FHLB D N	3/14/2018	7/10/2018		1.710%	1.720%	2,514,000	2,499,909.03	13,016.24	2,512,830.99	(94.28)
172546	313385ZE9	411	FHLB D N	4/18/2018	7/11/2018		1.760%	1.767%	5,506,000	5,483,388.69	19,919.49	5,503,155.23	(152.95)
172156	313385ZG4	411	FHLB D N	3/14/2018	7/13/2018		1.750%	1.760%	2,514,000	2,499,212.79	13,320.71	2,512,441.32	(92.18)
171814	313385A30	411	FHLB D N	2/14/2018	8/1/2018		1.690%	1.703%	3,527,000	3,499,183.73	22,683.51	3,521,350.92	(516.32)
171815	313385B21	411	FHLB D N	2/14/2018	8/8/2018		1.730%	1.745%	3,529,000	3,499,322.09	23,233.56	3,522,071.40	(484.25)
173158	313385C79	411	FHLB D N	6/13/2018	8/21/2018		1.900%	1.907%	10,000,000	9,963,583.33	9,500.00	9,973,650.00	566.67
172745	313385F43	411	FHLB D N	5/7/2018	9/11/2018		1.870%	1.882%	6,931,000	6,885,276.58	19,801.48	6,904,523.58	(554.48)
172043	313385H25	411	FHLB D N	3/2/2018	9/25/2018		1.800%	1.819%	8,083,000	7,999,340.95	48,902.15	8,046,119.07	(2,124.03)
172547	313385J98	411	FHLB D N	4/18/2018	10/10/2018		1.920%	1.938%	3,550,000	3,516,866.67	14,010.67	3,530,777.74	(99.60)
172044	313385L87	411	FHLB D N	3/2/2018	10/25/2018		1.830%	1.852%	8,604,000	8,500,343.31	52,921.77	8,550,492.68	(2,772.40)
172045	313385P42	411	FHLB D N	3/2/2018	11/14/2018		1.860%	1.885%	8,615,000	8,500,607.16	53,858.11	8,550,559.80	(3,905.47)
172783	313384AQ2	411	FHLB D N	5/10/2018	1/15/2019		2.000%	2.028%	9,127,000	9,000,236.11	26,366.89	9,023,089.11	(3,513.90)
172003	313384CB3	411	FHLB D N	2/28/2018	2/19/2019		2.030%	2.072%	3,826,000	3,749,195.18	26,536.50	3,774,741.17	(990.52)
171932	313397ZE4	411	FHLMC D N	2/22/2018	7/11/2018		1.630%	1.640%	3,220,000	3,199,734.57	18,807.49	3,218,336.33	(205.73)
171933	313397ZM6	411	FHLMC D N	2/22/2018	7/18/2018		1.650%	1.661%	3,221,000	3,199,446.14	19,044.16	3,218,170.89	(319.41)
172408	313397ZU8	411	FHLMC D N	4/5/2018	7/25/2018		1.640%	1.648%	5,026,000	5,000,585.19	19,919.72	5,019,767.76	(737.15)
172614	313397A50	411	FHLMC D N	4/24/2018	8/3/2018		1.805%	1.814%	5,040,000	5,014,477.30	17,183.60	5,031,406.80	(254.10)
171934	313397B26	411	FHLMC D N	2/22/2018	8/8/2018		1.670%	1.683%	3,224,000	3,199,023.85	19,292.95	3,217,670.21	(646.59)
172455	313397C90	411	FHLMC D N	4/10/2018	8/23/2018		1.710%	1.721%	7,046,000	7,000,817.53	27,444.17	7,026,705.70	(1,556.00)
172923	313397D81	411	FHLMC D N	5/23/2018	8/30/2018		1.890%	1.900%	8,041,000	7,999,206.90	16,463.95	8,015,402.82	(268.03)
172845	313397E69	411	FHLMC D N	5/16/2018	9/5/2018		1.900%	1.911%	6,059,000	6,023,184.58	14,709.90	6,037,783.40	(111.08)
173268	313397M73	411	FHLMC D N	6/21/2018	11/1/2018		1.960%	1.974%	5,000,000	4,963,794.44	2,722.22	4,966,175.00	(341.66)
168410	3133EGW35	411	FFCB C I	2/27/2017	12/20/2018	7/6/2018	1.250%	1.120%	2,000,000	2,000,000.23	763.89	1,991,560.00	(8,440.23)
172696	313589YV9	411	FNMA D N	5/2/2018	7/2/2018		1.700%	1.705%	4,025,000	4,013,405.76	11,404.17	4,024,792.04	(17.89)
172283	313589Y3	411	FNMA D N	3/23/2018	7/5/2018		1.680%	1.688%	4,026,000	4,006,460.48	18,788.00	4,025,167.96	(80.52)
172246	313589ZD8	411	FNMA D N	3/21/2018	7/10/2018		1.810%	1.820%	3,020,000	3,003,145.88	15,487.57	3,018,595.70	(37.75)
172320	313589ZM8	411	FNMA D N	3/28/2018	7/18/2018		1.690%	1.699%	3,021,000	3,005,116.25	13,472.82	3,018,346.56	(242.52)
172411	313589ZM8	411	FNMA D N	4/5/2018	7/18/2018		1.670%	1.678%	1,126,000	1,120,567.68	4,544.34	1,125,011.00	(101.02)
172454	313589ZV8	411	FNMA D N	4/10/2018	7/26/2018		1.680%	1.688%	6,533,000	6,500,378.55	24,999.62	6,524,561.54	(816.63)
172479	313589AA5	411	FNMA D N	4/11/2018	8/2/2018		1.690%	1.699%	4,030,000	4,008,621.97	15,324.07	4,023,337.07	(608.97)
172924	313589A94	411	FNMA D N	5/23/2018	8/7/2018		1.850%	1.857%	5,040,000	5,020,316.00	10,101.00	5,030,365.20	(51.80)
172615	313589C27	411	FNMA D N	4/24/2018	8/16/2018		1.830%	1.841%	3,017,000	2,999,516.49	10,428.76	3,009,829.60	(115.65)
173204	313589C68	411	FNMA D N	6/15/2018	8/20/2018		1.860%	1.866%	16,055,000	16,000,252.45	13,272.13	16,013,524.58	0.00
172814	313589D67	411	FNMA D N	5/14/2018	8/28/2018		1.890%	1.901%	2,020,000	2,008,758.70	5,090.40	2,013,946.73	97.63
173000	313589D75	411	FNMA D N	5/30/2018	8/29/2018		1.900%	1.909%	3,517,000	3,500,108.63	5,939.82	3,506,279.01	230.56
173243	3.13589E+79	411	FNMA D N	6/20/2018	9/6/2018		1.880%	1.888%	2,523,000	2,512,722.98	1,449.32	2,514,031.44	(140.86)
173330	313589F40	411	FNMA D N	6/27/2018	9/11/2018		1.860%	1.867%	6,500,000	6,474,476.67	1,343.33	6,475,170.00	(650.00)
173080	4497W1G26	411	CP - ING FUNDING	6/6/2018	7/2/2018		1.850%	1.852%	5,000,000	4,993,319.44	6,423.62	4,999,722.22	(20.84)
171483	89233HG65	411	CP - TOYOTA MOTOR	1/18/2018	7/6/2018		1.710%	1.724%	3,950,000	3,918,291.38	30,770.50	3,948,902.78	(159.10)
171742	48306BGA7	411	CP - KAISER FOUNDATI	2/7/2018	7/10/2018		1.770%	1.783%	2,015,000	1,999,842.16	14,266.20	2,013,992.50	(115.86)
172475	02665KGA9	411	CP - AMERICAN HONDA	4/11/2018	7/10/2018		2.100%	2.111%	5,026,000	4,999,613.50	23,747.85	5,023,487.00	125.65
171763	64105SGB8	411	CP - NESTLE FINANCI	2/9/2018	7/11/2018		1.760%	1.773%	3,526,000	3,499,797.90	24,478.28	3,524,041.11	(235.07)
172394	48306BGC3	411	CP - KAISER FOUNDATI	4/4/2018	7/12/2018		2.100%	2.112%	5,029,000	4,999,957.53	25,815.53	5,025,926.72	153.66
172861	21920PGC5	411	CP - CORNELL UNIVERS	5/17/2018	7/12/2018		1.850%	1.855%	6,017,000	5,999,684.41	13,914.31	6,013,322.94	(275.78)
172409	63873KJG0	411	CP - NATIXIS NY	4/5/2018	7/18/2018		2.260%	2.275%	3,964,000	3,938,119.48	21,650.05	3,960,256.22	486.69
172616	02665KKG7	411	CP - AMERICAN HONDA	4/24/2018	7/19/2018		2.170%	2.181%	2,010,000	1,999,580.38	8,238.77	2,007,990.00	170.85
172627	30229BGK7	411	CP - EXXON MOBIL	4/25/2018	7/19/2018		1.870%	1.878%	4,029,000	4,011,210.85	14,022.04	4,024,971.00	(261.89)
172501	02665KQG4	411	CP - AMERICAN HONDA	4/12/2018	7/24/2018		2.150%	2.163%	3,018,000	2,999,435.11	14,419.33	3,014,143.67	289.23
172537	89233HGX6	411	CP - TOYOTA MOTOR	4/17/2018	7/31/2018		2.300%	2.316%	2,016,000	2,002,476.00	9,660.00	2,012,640.00	504.00
173081	92181PH62	411	CP - VANDERBILT UNIV	6/6/2018	8/6/2018		1.970%	1.977%	5,000,000	4,983,309.72	6,840.28	4,990,000.00	(150.00)
172393	48306BH73	411	CP - KAISER FOUNDATI	4/4/2018	8/7/2018		2.160%	2.176%	5,037,000	4,999,222.50	26,595.36	5,026,646.17	828.31
173183	89233HH98	411	CP - TOYOTA MOTOR	6/14/2018	8/9/2018		2.030%	2.036%	2,500,000	2,492,105.56	2,396.53	2,494,583.33	81.24
172153	4497W1HE9	411	CP - ING FUNDING	3/14/2018	8/14/2018		2.200%	2.221%	5,000,000	4,953,250.00	33,305.56	4,987,777.78	1,222.22

**MIAMI-DADE COUNTY**  
**REPORT WRITER**  
**AS OF DATE: June 30, 2018**  
**SORTING ORDER: FUND ICC#**

INVESTMENT NUMBER	CUSIP NUMBER	FUND NUMBER	DESCRIPTION	PURCHASE SET DATE	MATURITY DATE	CALL DATE	INTEREST RATE	YTM TRADING	SCHEDULED PAR VALUE	CURRENT BOOK VALUE	PERIOD END INTEREST ACCRL	MARKET VALUE	UNREALIZED GAIN/LOSS
172921	59087BHF7	411	CP - METLIFE FUNDING	5/23/2018	8/15/2018		2.000%	2.009%	12,056,000	11,999,738.67	26,121.33	12,025,860.00	0.00
172896	64105SHG6	411	CP - NESTLE FINANCIA	5/21/2018	8/16/2018		2.000%	2.010%	5,024,000	4,999,717.33	11,443.56	5,011,160.89	0.00
172847	63873KHM2	411	CP - NATIXIS NY	5/16/2018	8/21/2018		2.240%	2.254%	3,000,000	2,981,893.33	8,586.67	2,991,500.00	1,020.00
173314	02665KHM2	411	CP - AMERICAN HONDA	6/26/2018	8/21/2018		2.000%	2.006%	2,008,000	2,001,752.89	557.78	2,002,310.67	0.00
172925	30229BJ40	411	CP - EXXON MOBIL	5/23/2018	9/4/2018		1.920%	1.931%	4,022,000	3,999,691.31	8,365.76	4,006,822.54	(1,234.53)
173184	79583TJ63	411	CP - SALVATION ARMY	6/14/2018	9/6/2018		2.180%	2.191%	6,000,000	5,969,480.00	6,176.67	5,976,661.67	1,005.00
173266	79583TJD8	411	CP - SALVATION ARMY	6/21/2018	9/13/2018		2.200%	2.211%	3,000,000	2,984,600.00	1,833.33	2,987,111.67	678.34
173228	63873KJJ7	411	CP - NATIXIS NY	6/19/2018	9/18/2018		2.240%	2.253%	5,000,000	4,971,688.89	3,733.33	4,977,068.06	1,645.84
173267	30229BJR9	411	CP - EXXON MOBIL	6/21/2018	9/25/2018		2.050%	2.061%	4,023,000	4,001,007.60	2,290.88	4,002,914.06	(384.43)
172545	78009BKJ0	411	CP - ROYAL BANK OF C	4/18/2018	10/18/2018		2.340%	2.368%	5,000,000	4,940,525.00	24,050.00	4,966,543.06	1,968.06
172801	64105SL63	411	CP - NESTLE FINANCIA	5/11/2018	11/6/2018		2.100%	2.122%	3,551,000	3,513,921.64	10,564.23	3,521,203.16	(3,282.71)
172926	89233HME1	411	CP - TOYOTA MOTOR	5/23/2018	12/14/2018		2.260%	2.289%	3,565,000	3,519,120.43	8,728.31	3,526,204.88	(1,643.86)
172574	78009BMJ8	411	CP - ROYAL BANK OF C	4/19/2018	12/18/2018		2.400%	2.440%	7,115,000	6,999,737.00	34,626.33	7,035,707.28	1,343.95
172927	46640QMJ7	411	CP - JP MORGAN	5/23/2018	12/18/2018		2.460%	2.496%	6,086,000	5,999,081.78	16,219.19	6,018,174.91	2,873.94
172575	4497W1NB8	411	CP - ING FUNDING	4/19/2018	1/11/2019		2.480%	2.526%	2,000,000	1,963,213.33	10,057.78	1,973,702.22	431.11
172928	46640QNH0	411	CP - JP MORGAN	5/23/2018	1/17/2019		2.500%	2.542%	6,101,000	5,999,740.35	16,523.54	6,018,297.56	2,033.67
166190	3133EFX69	411	FFCB - BULLET	5/27/2016	10/5/2018		0.960%	0.967%	1,500,000	1,499,957.80	3,440.00	1,495,650.00	(4,307.80)
168411	3133EG6Z3	411	FFCB - BULLET	2/24/2017	2/13/2019		1.200%	1.252%	5,000,000	4,997,443.39	23,000.00	4,968,650.00	(28,793.39)
171849	3133EJCW7	411	FFCB - BULLET	2/15/2018	2/15/2019		1.950%	1.993%	7,000,000	6,997,060.00	51,566.67	6,987,680.00	(9,380.00)
170236	3133EHWN9	411	FFCB - BULLET	9/29/2017	8/28/2019		1.400%	1.505%	2,550,000	2,546,057.73	12,197.50	2,520,777.00	(25,280.73)
169187	3133EHKA0	411	FFCB - BULLET	5/23/2017	9/23/2019		1.400%	1.400%	2,000,000	2,000,000.00	7,622.22	1,975,040.00	(24,960.00)
168911	3133EHHB2	411	FFCB - BULLET	4/27/2017	4/27/2020		1.450%	1.470%	1,500,000	1,499,410.54	3,866.67	1,470,300.00	(29,110.54)
166929	3134GAEG5	411	FHLMC STEP UP	8/24/2016	8/24/2018	8/24/2018	1.250%	1.250%	930,000	930,000.00	4,101.04	906,489.60	(23,510.40)
170235	3134GBK50	411	FHLMC STEP UP	9/29/2017	9/29/2018	9/29/2018	1.500%	1.551%	3,000,000	2,999,247.95	11,500.00	2,950,110.00	(49,137.95)
170520	3134G8XX2	411	FHLMC STEP UP	10/28/2017	10/28/2018	7/28/2018	1.375%	1.375%	1,500,000	1,500,000.00	3,609.38	1,474,620.00	(25,380.00)
173369	3134G9UG0	411	FHLMC STEP UP	6/28/2018	12/28/2018	9/28/2018	2.000%	2.000%	1,500,000	1,500,000.00	250.00	1,495,470.00	(4,530.00)
173386	3134GBWJ7	411	FHLMC STEP UP	6/29/2018	12/29/2018	9/29/2018	1.875%	1.875%	2,000,000	2,000,000.00	208.33	1,972,960.00	(27,040.00)
173388	3134GBVH2	411	FHLMC STEP UP	6/29/2018	12/29/2018	9/29/2018	1.875%	1.875%	1,500,000	1,500,000.00	156.25	1,483,335.00	(16,665.00)
172682	3134GARN6	411	FHLMC STEP UP	4/28/2018	4/28/2019	7/29/2018	1.750%	1.750%	1,670,000	1,670,000.00	5,114.38	1,621,686.90	(48,313.10)
166587	3134G9H83	411	FNMA STEP UP	7/27/2016	7/27/2018	7/27/2018	1.000%	1.051%	1,500,000	1,499,630.14	6,416.67	1,463,460.00	(36,170.14)
172685	3136G2RK5	411	FNMA STEP UP	4/29/2018	10/29/2019	7/29/2018	1.750%	1.750%	2,000,000	2,000,000.00	6,027.78	1,970,820.00	(29,180.00)
170507	3130A9UH2	411	FHLB STEP UP	10/27/2017	10/27/2018	10/27/2018	1.250%	1.250%	1,500,000	1,500,000.00	3,333.33	1,476,960.00	(23,040.00)
169878	3130ABY67	411	FHLB STEP UP	8/24/2017	8/24/2019	8/24/2018	1.750%	1.750%	1,500,000	1,500,000.00	9,260.42	1,485,525.00	(14,475.00)
170207	3130ACHA5	411	FHLB STEP UP	9/28/2017	9/28/2020	9/28/2018	1.500%	1.500%	2,000,000	2,000,000.00	7,750.00	1,973,600.00	(26,400.00)
151204	WACHOVIA8	411	WELLS FARGO BANK INT	3/1/2012	7/1/2018		0.000%	0.000%	0	0.00	0.00	0.00	0.00
166180	825252885	411	AIM MMKT FUND 9922	5/26/2016	7/1/2018		0.262%	0.262%	0	0.00	0.00	0.00	0.00
166179	31607A703	411	FIDELITY GOV INST 26	5/26/2016	7/1/2018		0.315%	0.315%	0	0.00	-0.08	0.00	0.00
<b>411 Total</b>									<b>503,415,000</b>	<b>500,192,934.04</b>	<b>1,569,549.20</b>	<b>500,786,230.50</b>	<b>(771,290.57)</b>
171843	313385B96	414	FHLB D N	2/15/2018	8/15/2018		1.645%	1.659%	855,943	848,863.76	5,319.21	853,952.93	(230.04)
171844	313385B96	414	FHLB D N	2/15/2018	8/15/2018		1.645%	1.659%	28,398	28,163.13	176.48	28,331.97	(7.64)
171845	313385B96	414	FHLB D N	2/15/2018	8/15/2018		1.645%	1.659%	55,659	55,198.66	345.89	55,529.59	(14.96)
172182	313385F76	414	FHLB D N	3/15/2018	9/14/2018		1.800%	1.817%	221,108	219,084.86	1,193.98	220,228.17	(50.67)
172201	313385F76	414	FHLB D N	3/15/2018	9/14/2018		1.800%	1.817%	159,892	158,428.99	863.42	159,255.76	(36.65)
172517	313385K62	414	FHLB D N	4/13/2018	10/15/2018		1.800%	1.817%	3,645,570	3,611,848.48	14,400.00	3,624,853.04	(1,395.44)
172518	313385K62	414	FHLB D N	4/13/2018	10/15/2018		1.800%	1.817%	538,413	533,432.68	2,126.73	535,353.32	(206.09)
172519	313385K62	414	FHLB D N	4/13/2018	10/15/2018		1.800%	1.817%	110,017	108,999.34	434.57	109,391.80	(42.11)
173205	313385T22	414	FHLB D N	6/15/2018	12/14/2018		2.000%	2.020%	820,459	812,163.24	729.30	812,816.88	(75.66)
173206	313385T22	414	FHLB D N	6/15/2018	12/14/2018		2.000%	2.020%	96,172	95,199.59	85.49	95,276.21	(8.87)
173207	313385T22	414	FHLB D N	6/15/2018	12/14/2018		2.000%	2.020%	473,573	468,784.65	420.95	469,161.93	(43.67)
173208	313385T22	414	FHLB D N	6/15/2018	12/14/2018		2.000%	2.020%	55,124	54,566.64	49.00	54,610.55	(5.09)
173209	313385T22	414	FHLB D N	6/15/2018	12/14/2018		2.000%	2.020%	72,695	71,959.97	64.62	72,017.89	(6.70)
173210	313385T22	414	FHLB D N	6/15/2018	12/14/2018		2.000%	2.020%	14,194	14,050.48	12.62	14,061.79	(1.31)
173211	313385T22	414	FHLB D N	6/15/2018	12/14/2018		2.000%	2.020%	830,253	821,858.22	738.00	822,519.65	(76.57)
173212	313385T22	414	FHLB D N	6/15/2018	12/14/2018		2.000%	2.020%	515,263	510,053.12	458.01	510,463.61	(47.52)

**MIAMI-DADE COUNTY**  
**REPORT WRITER**  
**AS OF DATE: June 30, 2018**  
**SORTING ORDER: FUND ICC#**

INVESTMENT NUMBER	CUSIP NUMBER	FUND NUMBER	DESCRIPTION	PURCHASE SET DATE	MATURITY DATE	CALL DATE	INTEREST RATE	YTM TRADING	SCHEDULED PAR VALUE	CURRENT BOOK VALUE	PERIOD END INTEREST ACRR	MARKET VALUE	UNREALIZED GAIN/LOSS
173213	313385T22	414	FHLB D N	6/15/2018	12/14/2018		2.000%	2.020%	390,997	387,043.59	347.55	387,355.08	(36.06)
173214	313385T22	414	FHLB D N	6/15/2018	12/14/2018		2.000%	2.020%	228,280	225,971.84	202.92	226,153.70	(21.06)
173215	313385T22	414	FHLB D N	6/15/2018	12/14/2018		2.000%	2.020%	209,990	207,866.77	186.66	208,034.06	(19.37)
172834	313397P39	414	FHLMC D N	5/15/2018	11/13/2018		1.920%	1.939%	2,459	2,435.13	6.16	2,440.74	(0.55)
172835	313397P39	414	FHLMC D N	5/15/2018	11/13/2018		1.920%	1.939%	4,541	4,496.92	11.38	4,507.28	(1.02)
<b>414 Total</b>									<b>9,329,000</b>	<b>9,240,470.06</b>	<b>28,172.94</b>	<b>9,266,315.95</b>	<b>(2,327.05)</b>
172699	313385A48	511	FHLB D N	5/2/2018	8/2/2018		1.840%	1.849%	350,000	348,354.22	1,073.33	349,421.33	(6.22)
<b>511 Total</b>									<b>350,000</b>	<b>348,354.22</b>	<b>1,073.33</b>	<b>349,421.33</b>	<b>(6.22)</b>
172700	313385A48	522	FHLB D N	5/2/2018	8/2/2018		1.840%	1.849%	500,000	497,648.89	1,533.33	499,173.33	(8.89)
<b>522 Total</b>									<b>500,000</b>	<b>497,648.89</b>	<b>1,533.33</b>	<b>499,173.33</b>	<b>(8.89)</b>
173376	313385YV2	555	FHLB D N	6/29/2018	7/2/2018		1.550%	1.550%	5,000,000	4,999,354.17	430.55	4,999,741.67	(43.05)
173316	313385YV6	555	FHLB D N	6/26/2018	7/5/2018		1.840%	1.841%	2,500,000	2,498,850.00	638.89	2,499,483.33	(5.56)
<b>555 Total</b>									<b>7,500,000</b>	<b>7,498,204.17</b>	<b>1,069.44</b>	<b>7,499,225.00</b>	<b>(48.61)</b>
173270	313385YV2	566	FHLB D N	6/21/2018	7/2/2018		1.850%	1.851%	5,500,000	5,496,890.97	2,826.39	5,499,715.83	(1.53)
173294	313385YV2	566	FHLB D N	6/22/2018	7/2/2018		1.850%	1.851%	1,000,000	999,486.11	462.50	999,948.33	(0.28)
173377	313385YV2	566	FHLB D N	6/29/2018	7/2/2018		1.550%	1.550%	1,500,000	1,499,806.25	129.17	1,499,922.50	(12.92)
173295	313385ZC3	566	FHLB D N	6/22/2018	7/9/2018		1.852%	1.852%	5,500,000	5,495,195.14	2,543.75	5,497,726.67	(12.22)
173318	313385ZC3	566	FHLB D N	6/26/2018	7/9/2018		1.850%	1.851%	2,500,000	2,498,329.86	642.36	2,498,966.67	(5.55)
173332	313385ZG4	566	FHLB D N	6/27/2018	7/13/2018		1.850%	1.852%	2,000,000	1,998,355.56	411.11	1,998,760.00	(6.67)
173358	313385ZG4	566	FHLB D N	6/28/2018	7/13/2018		1.760%	1.761%	1,500,000	1,498,900.00	220.00	1,499,070.00	(50.00)
<b>566 Total</b>									<b>19,500,000</b>	<b>19,486,963.89</b>	<b>7,235.28</b>	<b>19,494,110.00</b>	<b>(89.17)</b>
151205	WACHOVIA8	700	WACHOVIA INT BEARING	3/1/2012	7/1/2018		0.000%	0.000%	0	0.00	0.00	0.00	0.00
167511	31607A703	700	FIDELITY GOVT MKT FU	10/27/2016	7/1/2018		0.313%	0.313%	0	0.00	0.00	0.00	0.00
<b>700 Total</b>									<b>0</b>	<b>0.00</b>	<b>0.00</b>	<b>0.00</b>	<b>0.00</b>
172007	912796PN3	712	TREASURY BILLS	2/28/2018	7/5/2018		1.693%	1.703%	897,900	892,538.85	5,192.29	897,799.44	68.30
172560	912796NQ8	712	TREASURY BILLS	4/18/2018	8/16/2018		1.797%	1.808%	454,800	452,075.14	1,680.33	453,785.12	29.65
171971	912796PV5	712	TREASURY BILLS	2/23/2018	8/23/2018		1.800%	1.816%	4,155,000	4,117,397.25	26,592.00	4,144,274.71	285.46
171982	912796NV7	712	TREASURY BILLS	2/26/2018	9/13/2018		1.762%	1.779%	2,500,000	2,475,655.67	15,291.66	2,490,602.00	(345.33)
172417	912796QB8	712	TREASURY BILLS	4/5/2018	10/4/2018		1.866%	1.884%	1,519,000	1,504,670.26	6,849.93	1,511,484.11	(36.08)
172305	912796NZ8	712	TREASURY BILLS	3/27/2018	10/11/2018		1.839%	1.857%	2,238,000	2,215,368.67	10,972.77	2,226,009.97	(331.47)
172585	912796QD4	712	TREASURY BILLS	4/19/2018	10/18/2018		1.951%	1.970%	10,501,100	10,397,523.57	41,544.39	10,440,643.26	1,575.30
172724	912796QF9	712	TREASURY BILLS	5/3/2018	11/1/2018		1.981%	2.001%	2,031,000	2,010,655.32	6,595.25	2,017,542.33	291.76
173333	912796PD5	712	TREASURY BILLS	6/27/2018	11/8/2018		1.956%	1.970%	3,000,000	2,978,161.35	651.90	2,978,803.05	(10.20)
172956	912796QK8	712	TREASURY BILLS	5/24/2018	11/23/2018		2.033%	2.054%	2,000,000	1,979,336.25	4,290.83	1,984,050.00	422.92
172988	912796QK8	712	TREASURY BILLS	5/29/2018	11/23/2018		2.000%	2.019%	1,522,800	1,507,744.96	2,791.10	1,510,655.67	119.61
173119	912796PE3	712	TREASURY BILLS	6/7/2018	12/6/2018		2.070%	2.092%	5,876,000	5,814,507.66	8,108.88	5,824,324.46	1,707.92
173198	912796QN2	712	TREASURY BILLS	6/14/2018	12/13/2018		2.005%	2.026%	3,274,000	3,240,813.46	3,099.84	3,243,865.39	(47.91)
173359	912796QP7	712	TREASURY BILLS	6/28/2018	12/20/2018		2.016%	2.036%	3,468,000	3,434,020.34	582.51	3,434,761.73	158.88
172504	912796PK9	712	TREASURY BILLS	4/12/2018	1/3/2019		1.869%	1.895%	1,936,000	1,909,261.30	8,041.71	1,915,915.50	(1,387.51)
172850	912796PK9	712	TREASURY BILLS	5/16/2018	1/3/2019		2.019%	2.046%	4,412,000	4,354,594.00	11,382.22	4,366,228.92	252.70
168549	3134GAGS7	712	FHLMC C I	3/13/2017	8/23/2018	8/23/2018	1.040%	1.314%	5,000,000	4,993,352.27	18,488.89	4,993,500.00	147.73
166648	3134G9Q75	712	FHLMC C I	7/26/2016	7/26/2019	7/26/2018	1.250%	1.267%	2,459,000	2,458,388.05	13,234.20	2,428,213.32	(30,174.73)
173116	313313ZF8	712	FFCB D N	6/7/2018	7/12/2018		1.780%	1.783%	6,999,000	6,986,887.84	8,305.48	6,995,022.24	(171.09)
169855	313313ZZ4	712	FFCB D N	8/11/2017	7/30/2018		1.240%	1.255%	1,012,400	1,000,090.34	11,298.38	1,010,883.09	(505.63)
172063	313313ZZ4	712	FFCB D N	3/5/2018	7/30/2018		1.760%	1.773%	5,000,000	4,964,066.67	28,844.44	4,992,508.33	(402.78)
172603	313313E92	712	FFCB D N	4/23/2018	9/7/2018		1.900%	1.914%	3,281,000	3,257,276.55	11,948.31	3,269,162.88	(61.98)
173196	313313K72	712	FFCB D N	6/14/2018	10/16/2018		2.000%	2.014%	630,000	625,660.00	595.00	626,386.08	131.08
171497	313313M88	712	FFCB D N	1/18/2018	11/2/2018		1.750%	1.775%	1,000,000	986,000.00	7,972.22	993,180.00	(792.22)
173147	313313U48	712	FFCB D N	6/12/2018	12/24/2018		2.150%	2.175%	1,880,000	1,858,105.83	2,133.28	1,861,433.96	1,194.85
172269	313312AB6	712	FFCB D N	3/22/2018	1/2/2019		2.050%	2.084%	2,339,000	2,300,906.79	13,452.50	2,313,638.09	(721.20)
172307	313312AB6	712	FFCB D N	3/27/2018	1/2/2019		2.070%	2.104%	2,261,000	2,224,467.89	12,480.72	2,236,483.85	(464.76)
172306	313312BX7	712	FFCB D N	3/27/2018	2/15/2019		2.070%	2.109%	2,500,000	2,453,281.25	13,800.00	2,466,445.14	(636.11)
166579	3135G0M67	712	FNMA C I	7/25/2016	1/25/2019	1/25/2019	1.000%	1.000%	3,200,000	3,200,000.00	13,866.67	3,177,920.00	(22,080.00)
166409	3136G3TD7	712	FNMA C I	6/28/2016	6/28/2019	9/28/2018	1.200%	1.214%	1,000,000	999,867.03	100.00	988,310.00	(11,557.03)

**MIAMI-DADE COUNTY**  
**REPORT WRITER**  
**AS OF DATE: June 30, 2018**  
**SORTING ORDER: FUND ICC#**

INVESTMENT NUMBER	CUSIP NUMBER	FUND NUMBER	DESCRIPTION	PURCHASE SET DATE	MATURITY DATE	CALL DATE	INTEREST RATE	YTM TRADING	SCHEDULED PAR VALUE	CURRENT BOOK VALUE	PERIOD END INTEREST ACRLR	MARKET VALUE	UNREALIZED GAIN/LOSS
166410	3136G3TD7	712	FNMA C I	6/28/2016	6/28/2019	9/28/2018	1.200%	1.214%	600,000	599,920.22	60.00	592,986.00	(6,934.22)
165410	3136G2ZG5	712	FNMA C I	2/26/2016	8/26/2019	8/26/2018	1.300%	1.300%	2,300,000	2,300,000.00	10,381.94	2,270,422.00	(29,578.00)
166670	3136G3R49	712	FNMA C I	7/27/2016	1/27/2021	7/27/2018	1.500%	1.500%	2,001,000	2,001,000.00	12,839.75	1,945,272.15	(55,727.85)
166580	3136G3A70	712	FNMA C I	7/27/2016	7/27/2021	7/27/2018	1.500%	1.500%	4,800,000	4,800,000.00	30,800.00	4,617,120.00	(182,880.00)
166634	3136G3G82	712	FNMA C I	7/27/2016	7/27/2021	7/27/2018	1.550%	1.550%	582,000	582,000.00	3,858.98	559,278.72	(22,721.28)
173378	313385YV2	712	FHLB D N	6/29/2018	7/2/2018		1.550%	1.550%	1,009,400	1,009,269.62	86.92	1,009,347.85	(8.69)
172940	313385ZS8	712	FHLB D N	5/23/2018	7/23/2018		1.855%	1.861%	882,000	879,227.70	1,772.45	880,997.46	(2.69)
169781	313385A55	712	FHLB D N	8/3/2017	8/3/2018		1.245%	1.261%	1,771,600	1,749,237.24	20,340.92	1,768,579.42	(998.74)
171979	313385H25	712	FHLB D N	2/26/2018	9/25/2018		1.830%	1.850%	655,000	647,974.58	4,161.98	652,011.38	(125.18)
171981	313384AD1	712	FHLB D N	2/26/2018	1/4/2019		1.970%	2.004%	1,500,000	1,474,390.00	10,260.42	1,483,871.25	(779.17)
170071	313397ZE4	712	FHLMC D N	9/14/2017	7/11/2018		1.190%	1.202%	1,700,000	1,683,141.67	16,296.39	1,699,121.67	(316.39)
170249	313397A35	712	FHLMC D N	10/2/2017	8/1/2018		1.230%	1.243%	1,414,000	1,399,361.57	13,140.77	1,411,735.24	(767.10)
172730	313397A43	712	FHLMC D N	5/3/2018	8/2/2018		1.830%	1.839%	503,000	500,673.21	1,508.58	502,168.37	(13.42)
170628	313397B26	712	FHLMC D N	11/15/2017	8/8/2018		1.380%	1.394%	4,701,000	4,653,065.47	41,086.74	4,691,770.37	(2,381.84)
170362	313397C82	712	FHLMC D N	10/12/2017	8/22/2018		1.290%	1.305%	4,220,400	4,172,913.47	39,622.52	4,209,061.19	(3,474.80)
173337	313397G47	712	FHLMC D N	6/27/2018	9/19/2018		1.885%	1.893%	502,200	499,991.16	105.18	500,068.44	(27.90)
170279	313397H46	712	FHLMC D N	10/5/2017	9/27/2018		1.290%	1.307%	3,092,000	3,052,445.59	29,804.30	3,077,563.80	(4,686.09)
172342	313397S69	712	FHLMC D N	3/29/2018	12/10/2018		1.950%	1.977%	2,461,000	2,426,874.13	12,530.59	2,438,629.51	(775.21)
172946	313396AB9	712	FHLMC D N	5/23/2018	1/2/2019		2.000%	2.025%	2,000,000	1,975,111.11	4,333.33	1,978,725.00	(719.44)
171749	48306BGA7	712	CP - KAISER FOUNDATI	2/7/2018	7/10/2018		1.783%	1.783%	1,373,000	1,362,671.61	9,720.84	1,372,313.50	(78.95)
172188	63873KGD3	712	CP - NATIXIS NY	3/15/2018	7/13/2018		2.150%	2.166%	10,000,000	9,928,333.33	64,500.00	9,993,333.33	500.00
172867	89233HGK4	712	CP - TOYOTA MOTOR	5/17/2018	7/19/2018		2.000%	2.007%	984,300	980,854.95	2,460.75	983,315.70	0.00
173092	46640QGL9	712	CP - JP MORGAN	6/6/2018	7/20/2018		1.900%	1.904%	1,000,000	997,677.78	1,319.44	998,944.44	(52.78)
172758	89233HGP3	712	CP - TOYOTA MOTOR	5/8/2018	7/23/2018		2.140%	2.150%	5,561,000	5,535,876.64	17,850.81	5,554,203.22	475.77
173055	30229BGR2	712	CP - EXXON MOBIL	6/4/2018	7/25/2018		1.920%	1.925%	7,500	7,479.60	10.80	7,490.00	(0.40)
172934	59087BHF7	712	CP - METLIFE FUNDING	5/23/2018	8/15/2018		2.000%	2.009%	2,009,400	2,000,022.80	4,353.70	2,004,376.50	0.00
173254	21920PHG5	712	CP - CORNELL UNIVERS	6/20/2018	8/16/2018		2.000%	2.006%	2,300,000	2,292,716.67	1,405.55	2,294,122.22	0.00
172530	48306BJ63	712	CP - KAISER FOUNDATI	4/16/2018	9/6/2018		2.330%	2.352%	6,316,000	6,257,543.67	31,067.70	6,291,432.51	2,821.14
173194	795837J63	712	CP - SALVATION ARMY	6/14/2018	9/6/2018		2.180%	2.191%	8,435,400	8,392,491.93	8,683.78	8,402,588.64	1,412.93
172213	46640QJC6	712	CP - JP MORGAN	3/16/2018	9/12/2018		2.280%	2.306%	20,062,000	19,833,293.20	135,953.49	19,976,976.13	7,729.44
172442	48306BJC0	712	CP - KAISER FOUNDATI	4/9/2018	9/12/2018		2.250%	2.272%	823,000	814,975.75	4,269.31	819,512.08	267.02
173031	89233HJS4	712	CP - TOYOTA MOTOR	5/31/2018	9/26/2018		2.290%	2.307%	278,400	276,310.30	548.99	276,993.85	134.56
172186	4497W1JU1	712	CP - ING FUNDING	3/15/2018	9/28/2018		2.260%	2.288%	5,000,000	4,938,163.89	33,900.00	4,974,165.28	2,101.39
173121	89233HK37	712	CP - TOYOTA MOTOR	6/7/2018	10/3/2018		2.310%	2.328%	4,961,100	4,923,536.20	7,640.09	4,932,471.70	1,295.41
173271	46640QK34	712	CP - JP MORGAN	6/21/2018	10/3/2018		2.320%	2.336%	562,000	558,233.35	362.18	558,756.95	161.42
173193	46640QK4	712	CP - JP MORGAN	6/14/2018	10/12/2018		2.320%	2.338%	3,000,000	2,976,800.00	3,286.67	2,981,030.83	944.16
172550	78009BKJ0	712	CP - ROYAL BANK OF C	4/18/2018	10/18/2018		2.340%	2.368%	3,500,000	3,458,367.50	16,835.00	3,476,580.14	1,377.64
173334	63873KKX4	712	CP - NATIXIS NY	6/27/2018	10/31/2018		2.320%	2.339%	1,082,000	1,073,214.16	278.92	1,073,346.40	(146.68)
172977	46640QLL3	712	CP - JP MORGAN	5/25/2018	11/20/2018		2.390%	2.419%	1,233,000	1,218,347.51	3,028.73	1,221,522.14	145.90
172851	4497W1P83	712	CP - ING FUNDING	5/16/2018	2/8/2019		2.460%	2.506%	2,000,000	1,963,373.33	6,286.67	1,969,906.67	246.67
171535	3133EJAC3	712	FFCB - BULLET	1/22/2018	1/22/2019		1.850%	1.850%	6,000,000	6,000,000.00	49,025.00	5,988,480.00	(11,520.00)
169675	3130ABT29	712	FHLB - BULLET	7/20/2017	7/19/2018		1.250%	1.250%	6,000,000	6,000,000.00	33,750.00	5,997,900.00	(2,100.00)
173217	3130AAXX1	712	FHLB - BULLET	6/15/2018	3/18/2019		1.375%	2.278%	2,720,000	2,710,646.02	10,700.55	2,702,592.00	984.31
173136	3130AEFV7	712	FHLB - BULLET	6/11/2018	6/11/2019		2.250%	2.330%	2,010,000	2,008,419.68	2,512.50	2,006,964.90	(1,454.78)
172981	3134GSLX1	712	FHLMC STEP UP	5/25/2018	5/24/2019	5/23/2019	2.500%	2.577%	2,000,000	1,998,638.89	5,138.89	1,998,460.00	(40.00)
151206	825252869	712	AIM MONEY MARKET - D	3/1/2012	7/1/2018		1.563%	1.563%	2,465,375	2,465,375.05	29.13	2,465,375.05	0.00
		<b>712 Total</b>							<b>226,725,075</b>	<b>224,972,635.11</b>	<b>1,018,098.95</b>	<b>225,405,716.64</b>	<b>(371,053.71)</b>
172008	912796PN3	713	TREASURY BILLS	2/28/2018	7/5/2018		1.693%	1.703%	2,286,000	2,272,350.83	13,219.27	2,285,743.97	173.87
172349	912796PU7	713	TREASURY BILLS	3/29/2018	8/9/2018		1.801%	1.813%	3,149,200	3,128,252.00	14,805.35	3,143,304.70	247.35
172561	912796NQ8	713	TREASURY BILLS	4/18/2018	8/16/2018		1.797%	1.808%	2,689,000	2,672,889.30	9,934.93	2,682,999.53	175.30
172710	912796NV7	713	TREASURY BILLS	5/2/2018	9/13/2018		1.879%	1.892%	2,116,000	2,101,204.52	6,624.84	2,108,045.53	216.17
172657	912796PZ6	713	TREASURY BILLS	4/27/2018	9/20/2018		1.901%	1.915%	1,334,180	1,323,895.61	4,578.67	1,328,684.32	210.04
172901	912796QB8	713	TREASURY BILLS	5/21/2018	10/4/2018		1.955%	1.970%	2,952,300	2,930,492.28	6,574.39	2,937,692.27	625.60
172551	313313A32	713	FFCB D N	4/18/2018	8/1/2018		1.770%	1.779%	3,000,000	2,984,512.50	10,915.00	2,995,195.00	(232.50)

**MIAMI-DADE COUNTY**  
**REPORT WRITER**  
**AS OF DATE: June 30, 2018**  
**SORTING ORDER: FUND ICC#**

INVESTMENT NUMBER	CUSIP NUMBER	FUND NUMBER	DESCRIPTION	PURCHASE SET DATE	MATURITY DATE	CALL DATE	INTEREST RATE	YTM TRADING	SCHEDULED PAR VALUE	CURRENT BOOK VALUE	PERIOD END INTEREST ACCLR	MARKET VALUE	UNREALIZED GAIN/LOSS
173379	313385YV2	713	FHLB D N	6/29/2018	7/2/2018		1.550%	1.550%	1,209,000	1,208,843.84	104.11	1,208,937.54	(10.42)
173190	313385ZF6	713	FHLB D N	6/14/2018	7/12/2018		1.840%	1.843%	2,468,000	2,464,468.02	2,144.42	2,466,597.35	(15.09)
169782	313385A55	713	FHLB D N	8/3/2017	8/3/2018		1.245%	1.261%	1,228,400	1,212,894.01	14,104.08	1,226,305.58	(692.51)
172607	313397ZE4	713	FHLMC D N	4/23/2018	7/11/2018		1.730%	1.737%	2,063,000	2,055,168.05	6,840.56	2,061,934.12	(74.49)
172631	313397ZS3	713	FHLMC D N	4/25/2018	7/23/2018		1.820%	1.828%	3,561,000	3,544,977.48	12,061.90	3,556,952.33	(87.05)
172731	313397A43	713	FHLMC D N	5/3/2018	8/2/2018		1.830%	1.839%	2,657,000	2,644,709.16	7,968.79	2,652,607.09	(70.86)
172912	313397C66	713	FHLMC D N	5/22/2018	8/20/2018		1.895%	1.904%	1,205,000	1,199,291.31	2,537.20	1,201,887.08	58.57
173338	313397G47	713	FHLMC D N	6/27/2018	9/19/2018		1.885%	1.893%	2,510,800	2,499,756.66	525.87	2,500,143.05	(139.48)
171750	48306BGA7	713	CP - KAISER FOUNDATI	2/7/2018	7/10/2018		1.770%	1.783%	2,671,000	2,650,907.40	18,910.68	2,669,664.50	(153.58)
172491	46640QGB1	713	CP - JP MORGAN	4/11/2018	7/11/2018		2.250%	2.263%	3,336,000	3,317,026.50	16,888.50	3,334,146.67	231.67
173106	30229BGJ0	713	CP - EXXON MOBIL	6/7/2018	7/18/2018		1.900%	1.904%	3,224,000	3,217,023.62	4,083.73	3,220,955.11	(152.24)
172868	89233HGK4	713	CP - TOYOTA MOTOR	5/17/2018	7/19/2018		2.000%	2.007%	1,961,600	1,954,734.40	4,904.00	1,959,638.40	0.00
172177	46640QGR6	713	CP - JP MORGAN	3/14/2018	7/25/2018		2.220%	2.238%	1,991,000	1,974,670.48	13,382.84	1,988,345.33	292.01
173056	30229BGR2	713	CP - EXXON MOBIL	6/4/2018	7/25/2018		1.920%	1.925%	218,500	217,905.68	314.64	218,208.67	(11.65)
172864	02665KH67	713	CP - AMERICAN HONDA	5/17/2018	8/6/2018		2.050%	2.059%	2,000,000	1,990,775.00	5,125.00	1,996,000.00	100.00
172419	48306BH81	713	CP - KAISER FOUNDATI	4/5/2018	8/8/2018		2.170%	2.186%	1,098,000	1,089,726.88	5,758.09	1,095,682.00	197.03
172935	59087BHF7	713	CP - METLIFE FUNDING	5/23/2018	8/15/2018		2.000%	2.009%	5,516,600	5,490,855.87	11,952.63	5,502,808.50	0.00
173170	21920PHP5	713	CP - CORNELL UNIVERS	6/13/2018	8/23/2018		2.050%	2.058%	2,613,200	2,602,634.69	2,678.53	2,605,505.58	192.36
173255	89233HJ54	713	CP - TOYOTA MOTOR	6/20/2018	9/5/2018		2.150%	2.160%	3,475,000	3,459,019.83	2,282.88	3,461,684.96	382.25
172443	48306BJC0	713	CP - KAISER FOUNDATI	4/9/2018	9/12/2018		2.250%	2.272%	1,790,000	1,772,547.50	9,285.63	1,782,413.88	580.75
173032	89233HJS4	713	CP - TOYOTA MOTOR	5/31/2018	9/26/2018		2.290%	2.307%	1,203,600	1,194,565.64	2,373.43	1,197,520.82	581.75
173272	46640QK34	713	CP - JP MORGAN	6/21/2018	10/3/2018		2.320%	2.336%	2,737,000	2,718,656.02	1,763.84	2,721,205.99	786.13
173335	63873KKX4	713	CP - NATIXIS NY	6/27/2018	10/31/2018		2.320%	2.339%	1,446,200	1,434,456.86	372.80	1,434,633.61	(196.05)
151207	825252869	713	AIM MONEY MARKET - D	3/1/2012	7/1/2018		1.563%	1.563%	1,183,100	1,183,100.00	164.61	1,183,100.00	0.00
<b>713 Total</b>									<b>70,893,680</b>	<b>70,512,311.94</b>	<b>213,181.21</b>	<b>70,728,543.48</b>	<b>3,214.93</b>
173380	313385YV2	714	FHLB D N	6/29/2018	7/2/2018		1.550%	1.550%	6,239,400	6,238,594.08	537.28	6,239,077.63	(53.73)
173191	313385ZF6	714	FHLB D N	6/14/2018	7/12/2018		1.840%	1.843%	7,010,000	6,999,967.91	6,090.91	7,006,015.98	(42.84)
173275	313385ZG4	714	FHLB D N	6/21/2018	7/13/2018		1.880%	1.882%	4,000,000	3,995,404.44	2,088.89	3,997,520.00	26.67
173342	313385ZG4	714	FHLB D N	6/27/2018	7/13/2018		1.800%	1.801%	5,072,000	5,067,942.40	1,014.40	5,068,855.36	(101.44)
173175	313385ZM1	714	FHLB D N	6/13/2018	7/18/2018		1.860%	1.863%	4,900,000	4,891,139.17	4,557.00	4,895,696.17	0.00
173276	313385ZM1	714	FHLB D N	6/21/2018	7/18/2018		1.875%	1.878%	5,000,000	4,992,968.75	2,604.17	4,995,608.33	35.41
173274	313589ZM8	714	FNMA D N	6/21/2018	7/18/2018		1.860%	1.863%	2,778,000	2,774,124.69	1,435.30	2,775,559.99	0.00
173103	30229BG50	714	CP - EXXON MOBIL	6/7/2018	7/5/2018		1.860%	1.863%	7,000,000	6,989,873.33	8,680.00	6,998,444.44	(108.89)
173128	30229BG50	714	CP - EXXON MOBIL	6/8/2018	7/5/2018		1.900%	1.903%	7,962,000	7,950,654.15	9,664.98	7,960,230.67	(88.46)
173309	46640QG96	714	CP - JP MORGAN	6/25/2018	7/9/2018		2.000%	2.002%	1,000,000	999,222.22	333.33	999,555.56	0.01
173311	64105SG93	714	CP - NESTLE FINANCIA	6/25/2018	7/9/2018		1.920%	1.921%	20,138,000	20,122,963.63	6,444.16	20,129,049.78	(358.01)
173105	30229BGB7	714	CP - EXXON MOBIL	6/7/2018	7/11/2018		1.900%	1.903%	11,087,000	11,067,104.99	14,043.54	11,080,840.56	(307.97)
173104	02665KGJ0	714	CP - AMERICAN HONDA	6/7/2018	7/18/2018		1.930%	1.934%	3,000,000	2,993,405.83	3,860.00	2,997,166.67	(99.16)
173107	30229BGJ0	714	CP - EXXON MOBIL	6/7/2018	7/18/2018		1.900%	1.904%	4,016,000	4,007,309.82	5,086.93	4,012,207.11	(189.64)
173296	30229BGBJ0	714	CP - EXXON MOBIL	6/22/2018	7/18/2018		1.950%	1.953%	5,000,000	4,992,958.33	2,437.50	4,995,277.78	(118.05)
173192	36164KGK1	714	CP - GENERAL ELECTRI	6/14/2018	7/19/2018		1.950%	1.954%	9,995,000	9,976,051.15	9,203.73	9,985,005.00	(249.88)
173308	02665KGK7	714	CP - AMERICAN HONDA	6/25/2018	7/19/2018		1.970%	1.973%	171,000	170,775.42	56.15	170,829.00	(2.57)
151208	825252869	714	AIM MONEY MARKET - D	3/1/2012	7/1/2018		1.563%	1.563%	8,559,400	8,559,400.00	988.59	8,559,400.00	0.00
<b>714 Total</b>									<b>112,927,800</b>	<b>112,789,860.31</b>	<b>79,126.86</b>	<b>112,866,340.03</b>	<b>(1,658.55)</b>
172880	313313H84	740	FFCB D N	5/17/2018	10/1/2018		1.960%	1.975%	25,000,000	24,813,527.78	61,250.00	24,876,694.44	1,916.66
172422	313385H82	740	FHLB D N	4/5/2018	10/1/2018		1.800%	1.816%	26,855,000	26,614,647.75	116,819.25	26,722,545.17	(8,921.83)
172590	313385H82	740	FHLB D N	4/19/2018	10/1/2018		1.945%	1.962%	26,695,000	26,457,025.20	105,285.82	26,563,334.33	1,023.31
172979	313385H82	740	FHLB D N	5/25/2018	10/1/2018		1.930%	1.943%	28,040,000	27,846,080.03	55,620.46	27,901,700.49	0.00
170295	313397G39	740	FHLMC D N	10/5/2017	9/18/2018		1.290%	1.306%	23,511,000	23,217,817.83	226,626.45	23,412,456.26	(31,988.02)
173199	313397H87	740	FHLMC D N	6/14/2018	10/1/2018		1.930%	1.931%	26,454,000	26,300,214.08	23,984.96	26,323,522.99	(676.05)
172881	21920PGC5	740	CP - CORNELL UNIVERS	5/17/2018	7/12/2018		1.850%	1.855%	1,490,000	1,485,712.11	3,445.63	1,489,089.44	(68.30)
172293	64105SK15	740	CP - NESTLE FINANCIA	3/26/2018	10/1/2018		2.170%	2.195%	16,155,000	15,970,954.16	94,457.39	16,063,760.15	(1,651.40)
153349	316175108	740	FIDELITY GOVT FUND -	9/25/2012	7/1/2018		1.201%	1.201%	0	0.00	-201.02	0.00	0.00
<b>740 Total</b>									<b>174,200,000</b>	<b>172,705,978.94</b>	<b>687,288.94</b>	<b>173,353,103.27</b>	<b>(40,365.63)</b>

**MIAMI-DADE COUNTY**  
**REPORT WRITER**  
**AS OF DATE: June 30, 2018**  
**SORTING ORDER: FUND ICC#**

INVESTMENT NUMBER	CUSIP NUMBER	FUND NUMBER	DESCRIPTION	PURCHASE SET DATE	MATURITY DATE	CALL DATE	INTEREST RATE	YTM TRADING	SCHEDULED PAR VALUE	CURRENT BOOK VALUE	PERIOD END INTEREST ACRRL	MARKET VALUE	UNREALIZED GAIN/LOSS
172679	912796NV7	741	TREASURY BILLS	4/30/2018	9/13/2018		1.870%	1.883%	52,000	51,632.65	167.47	51,804.52	4.40
164446	3134G7T68	741	FHLMC C I	10/29/2015	7/27/2018	7/27/2018	1.000%	1.046%	1,709,000	1,708,616.24	7,310.72	1,707,906.24	(710.00)
170489	3134GBV58	741	FHLMC C I	11/16/2017	2/16/2021	8/16/2018	2.000%	2.000%	4,510,000	4,510,000.00	33,825.00	4,417,274.40	(92,725.60)
166141	3134G9NC7	741	FHLMC C I	5/26/2016	5/26/2021	8/26/2018	1.700%	1.710%	5,600,000	5,598,320.93	9,255.56	5,362,504.00	(235,816.93)
165419	3130A7CT0	741	FHLB C I	2/26/2016	8/26/2020	8/26/2018	1.560%	1.560%	3,600,000	3,600,000.00	19,500.00	3,522,240.00	(77,760.00)
166550	3130A8MP5	741	FHLB C I	7/13/2016	10/13/2020	7/6/2018	1.375%	1.375%	4,800,000	4,800,000.00	14,300.00	4,651,200.00	(148,800.00)
165299	3130A7BT1	741	FHLB C I	2/26/2016	2/26/2021	8/26/2018	1.730%	1.730%	3,880,000	3,880,000.00	23,306.94	3,778,033.60	(101,966.40)
172662	313313F52	741	FFCB D N	4/27/2018	9/12/2018		1.875%	1.889%	73,000	72,475.31	247.14	72,717.27	(5.18)
172680	313313F52	741	FFCB D N	4/30/2018	9/12/2018		1.875%	1.888%	27,000	26,810.16	87.19	26,895.43	(1.92)
165381	3136G2ZF7	741	FNMA C I	2/26/2016	2/26/2019	8/26/2018	1.200%	1.200%	3,015,000	3,015,000.00	12,562.50	2,993,804.55	(21,195.45)
166412	3135G0K93	741	FNMA C I	6/28/2016	6/28/2019	9/28/2018	1.250%	1.250%	4,900,000	4,900,000.00	510.42	4,845,267.00	(54,733.00)
165454	3136G3BF1	741	FNMA C I	2/26/2016	8/26/2019	8/25/2018	1.350%	1.350%	4,500,000	4,500,000.00	21,093.75	4,444,785.00	(55,215.00)
164445	3136G2RQ2	741	FNMA C I	10/29/2015	10/29/2019	7/29/2018	1.400%	1.400%	3,300,000	3,300,000.00	7,956.67	3,254,394.00	(45,606.00)
166187	3136G3RC1	741	FNMA C I	5/27/2016	11/25/2019	8/25/2018	1.400%	1.400%	4,200,000	4,200,000.00	5,880.00	4,138,260.00	(61,740.00)
166448	3136G3WR2	741	FNMA C I	6/30/2016	12/30/2019	12/30/2019	1.000%	1.000%	5,300,000	5,300,000.00	147.22	5,184,672.00	(115,328.00)
166710	3136G3E27	741	FNMA C I	7/29/2016	1/28/2020	1/28/2020	1.100%	1.137%	3,500,000	3,497,504.40	16,362.50	3,424,260.00	(73,244.40)
166362	3136G3TH8	741	FNMA C I	6/27/2016	3/27/2020	9/27/2018	1.300%	1.300%	4,800,000	4,800,000.00	16,293.33	4,698,912.00	(101,088.00)
166259	3136G3RZ0	741	FNMA C I	6/23/2016	6/23/2020	6/23/2020	1.500%	1.500%	3,000,000	3,000,000.00	1,000.00	2,938,590.00	(61,410.00)
166964	3136G35C5	741	FNMA C I	8/30/2016	8/28/2020	8/28/2018	1.400%	1.400%	5,315,000	5,315,000.00	25,423.42	5,173,302.10	(141,697.90)
167063	3136G36B6	741	FNMA C I	9/15/2016	9/15/2020	9/15/2018	1.450%	1.450%	2,735,000	2,735,000.00	11,676.93	2,665,585.70	(69,414.30)
166446	3136G3WY7	741	FNMA C I	6/30/2016	9/30/2020	9/30/2018	1.270%	1.270%	7,665,000	7,665,000.00	24,606.78	7,445,934.30	(219,065.70)
166664	3136G3C29	741	FNMA C I	7/29/2016	10/27/2020	7/27/2018	1.350%	1.368%	6,000,000	5,997,351.07	14,400.00	5,833,020.00	(164,331.07)
165865	3135G0J87	741	FNMA C I	4/28/2016	4/28/2021	7/28/2018	1.650%	1.654%	3,200,000	3,199,616.21	9,240.00	3,104,608.00	(95,008.21)
166005	3135G0J87	741	FNMA C I	5/9/2016	4/28/2021	7/28/2018	1.650%	1.656%	3,515,000	3,514,363.81	10,149.56	3,410,217.85	(104,145.96)
166126	3136G3QU2	741	FNMA C I	5/25/2016	5/25/2021	8/25/2018	1.750%	1.750%	6,000,000	6,000,000.00	10,500.00	5,836,200.00	(163,800.00)
166212	3136G3RT4	741	FNMA C I	6/7/2016	6/7/2021	9/7/2018	1.800%	1.800%	4,500,000	4,500,000.00	5,400.00	4,377,420.00	(122,580.00)
166447	3136G3SJ5	741	FNMA C I	6/30/2016	6/30/2021	9/30/2018	1.500%	1.500%	3,555,000	3,555,000.00	148.13	3,417,848.10	(137,151.90)
166658	3136G3T21	741	FNMA C I	7/29/2016	7/27/2021	7/27/2018	1.600%	1.600%	7,500,000	7,500,000.00	51,333.33	7,250,400.00	(249,600.00)
166553	3136G3XZ3	741	FNMA C I	7/28/2016	7/28/2021	7/28/2018	1.500%	1.500%	6,000,000	6,000,000.00	38,250.00	5,772,060.00	(227,940.00)
166588	3136G3C78	741	FNMA C I	7/28/2016	7/28/2021	7/28/2018	1.550%	1.550%	5,500,000	5,500,000.00	36,231.25	5,303,045.00	(196,955.00)
166649	3136G3J30	741	FNMA C I	7/28/2016	7/28/2021	7/28/2018	1.600%	1.600%	5,800,000	5,800,000.00	39,440.00	5,606,164.00	(193,836.00)
166788	3136G3W35	741	FNMA C I	8/17/2016	8/17/2021	8/17/2018	1.550%	1.550%	3,038,000	3,038,000.00	17,527.57	2,922,161.06	(115,838.94)
166928	3136G3X83	741	FNMA C I	8/24/2016	8/24/2021	8/24/2018	1.550%	1.550%	4,300,000	4,300,000.00	23,512.64	4,132,687.00	(167,313.00)
166963	3136G34M4	741	FNMA C I	8/26/2016	8/24/2021	8/24/2018	1.550%	1.550%	6,495,000	6,495,000.00	35,515.02	6,243,058.95	(251,941.05)
167209	3136G35Q4	741	FNMA C I	9/21/2016	9/15/2021	9/15/2018	1.550%	1.550%	8,410,000	8,410,000.00	38,382.31	8,015,823.30	(394,176.70)
167331	3136G4DJ9	741	FNMA C I	9/30/2016	9/30/2021	9/30/2018	1.510%	1.510%	3,500,000	3,500,000.00	13,359.31	3,351,460.00	(148,540.00)
172823	313589A45	741	FNMA D N	5/14/2018	8/2/2018		1.840%	1.848%	6,501,000	6,474,418.13	15,949.12	6,490,251.68	(115.57)
172980	313589A45	741	FNMA D N	5/25/2018	8/2/2018		1.820%	1.826%	82,000	81,713.96	153.38	81,864.43	(2.91)
172991	313589A45	741	FNMA D N	5/29/2018	8/2/2018		1.820%	1.826%	48,000	47,842.27	80.08	47,920.64	(1.71)
173137	313589A45	741	FNMA D N	6/11/2018	8/2/2018		1.845%	1.850%	41,000	40,890.74	42.02	40,932.21	(0.55)
172652	02665KGK7	741	CP - AMERICAN HONDA	4/26/2018	7/19/2018		2.160%	2.171%	1,489,000	1,481,495.44	5,896.44	1,487,511.00	119.12
166927	3134GAEG5	741	FHLMC STEP UP	8/24/2016	8/24/2018	8/24/2018	1.250%	1.250%	1,575,000	1,575,000.00	6,945.31	1,535,184.00	(39,816.00)
152295	316175108	741	FIDELITY GOVT FUND -	6/22/2012	7/1/2018		0.904%	0.904%	0	0.00	111.26	0.00	0.00
<b>741 Total</b>									<b>163,530,000</b>	<b>163,486,051.32</b>	<b>624,080.27</b>	<b>159,058,179.33</b>	<b>(4,450,494.83)</b>
167301	3134GAMD3	742	FHLMC C I	9/28/2016	9/28/2018	9/28/2018	1.050%	1.050%	53,000	53,000.00	143.76	52,878.10	(121.90)
164540	316175108	742	FIDELITY GOVT FUND -	11/9/2015	7/1/2018		0.001%	0.001%	0	0.00	-0.14	0.00	0.00
<b>742 Total</b>									<b>53,000</b>	<b>53,000.00</b>	<b>143.62</b>	<b>52,878.10</b>	<b>(121.90)</b>
173339	313385ZU3	756	FHLB D N	6/27/2018	7/25/2018		1.859%	1.862%	445,300	444,656.15	91.98	444,747.83	(0.30)
151209	825252869	756	AIM MONEY MARKET - D	3/1/2012	7/1/2018		0.768%	0.768%	0	0.00	11.65	0.00	0.00
<b>756 Total</b>									<b>445,300</b>	<b>444,656.15</b>	<b>103.63</b>	<b>444,747.83</b>	<b>(0.30)</b>
172009	912796PN3	760	TREASURY BILLS	2/28/2018	7/5/2018		1.693%	1.703%	859,100	853,970.52	4,967.92	859,003.78	65.34
172562	912796NQ8	760	TREASURY BILLS	4/18/2018	8/16/2018		1.797%	1.808%	4,024,100	3,999,990.28	14,867.66	4,015,120.26	262.32
172325	912796PV5	760	TREASURY BILLS	3/28/2018	8/23/2018		1.833%	1.847%	3,245,000	3,220,541.43	15,699.76	3,236,623.69	382.50
172344	912796PY9	760	TREASURY BILLS	3/29/2018	9/6/2018		1.838%	1.853%	2,775,000	2,752,189.65	13,317.84	2,765,594.38	86.89

**MIAMI-DADE COUNTY**  
**REPORT WRITER**  
**AS OF DATE: June 30, 2018**  
**SORTING ORDER: FUND ICC#**

INVESTMENT NUMBER	CUSIP NUMBER	FUND NUMBER	DESCRIPTION	PURCHASE SET DATE	MATURITY DATE	CALL DATE	INTEREST RATE	YTM TRADING	SCHEDULED PAR VALUE	CURRENT BOOK VALUE	PERIOD END INTEREST ACRR	MARKET VALUE	UNREALIZED GAIN/LOSS
172711	912796NV7	760	TREASURY BILLS	5/2/2018	9/13/2018		1.879%	1.892%	31,000	30,783.24	97.06	30,883.46	3.16
172658	912796PZ6	760	TREASURY BILLS	4/27/2018	9/20/2018		1.901%	1.915%	783,820	777,778.01	2,689.93	780,591.33	123.39
172418	912796QB8	760	TREASURY BILLS	4/5/2018	10/4/2018		1.866%	1.884%	5,197,000	5,147,973.23	23,435.87	5,171,285.68	(123.42)
172444	912796QB8	760	TREASURY BILLS	4/9/2018	10/4/2018		1.863%	1.880%	4,541,000	4,499,172.82	19,503.69	4,518,531.51	(145.00)
172806	912796QB8	760	TREASURY BILLS	5/11/2018	10/4/2018		1.941%	1.956%	3,846,000	3,815,726.49	10,574.99	3,826,970.31	668.83
172818	912796QB8	760	TREASURY BILLS	5/14/2018	10/4/2018		1.944%	1.959%	5,322,000	5,280,903.52	13,794.62	5,295,667.19	969.05
172586	912796QD4	760	TREASURY BILLS	4/19/2018	10/18/2018		1.951%	1.970%	190,900	189,017.08	755.24	189,800.95	28.63
172989	912796QK8	760	TREASURY BILLS	5/29/2018	11/23/2018		2.000%	2.019%	1,601,200	1,585,369.87	2,934.80	1,588,430.43	125.76
173120	912796PE3	760	TREASURY BILLS	6/7/2018	12/6/2018		2.070%	2.092%	4,124,000	4,080,842.34	5,691.12	4,087,732.14	1,198.68
173360	912796QP7	760	TREASURY BILLS	6/28/2018	12/20/2018		2.016%	2.036%	637,000	630,758.64	106.99	630,894.82	29.19
172903	912796QC6	760	TREASURY BILLS	5/21/2018	4/25/2019		2.242%	2.291%	5,710,000	5,589,439.31	14,581.09	5,606,482.47	2,462.07
164390	3134G73Q2	760	FHLMC C I	10/27/2015	7/27/2018	7/27/2018	1.000%	1.000%	2,000,000	2,000,000.00	8,555.56	1,998,720.00	(1,280.00)
168422	3134G7T68	760	FHLMC C I	2/27/2017	7/27/2018	7/28/2018	1.000%	1.089%	1,400,000	1,399,388.35	5,988.89	1,399,104.00	(284.35)
168124	3134GABQ6	760	FHLMC C I	1/13/2017	8/15/2018	8/15/2018	1.000%	1.127%	2,980,000	2,978,147.15	11,257.78	2,976,483.60	(1,663.55)
170317	3134G44B1	760	FHLMC C I	10/6/2017	11/21/2018		1.100%	1.355%	1,000,000	998,735.48	1,222.22	996,070.00	(2,665.48)
170167	3134GBG30	760	FHLMC C I	9/27/2017	9/27/2019	9/27/2018	1.500%	1.500%	5,000,000	5,000,000.00	19,583.33	4,942,000.00	(58,000.00)
170453	3134GBW32	760	FHLMC C I	11/20/2017	11/20/2020	8/20/2018	2.000%	2.000%	4,500,000	4,500,000.00	10,250.00	4,428,360.00	(71,640.00)
169271	3130A9A92	760	FHLB C I	6/6/2017	8/28/2018		1.000%	1.243%	943,500	942,381.70	3,223.63	941,971.53	(410.17)
166035	3130A7S71	760	FHLB C I	5/11/2016	10/26/2018	10/26/2018	1.000%	1.004%	2,400,000	2,399,951.36	4,333.33	2,391,960.00	(7,991.36)
172041	313313YV4	760	FFCB D N	3/1/2018	7/2/2018		1.740%	1.750%	258,000	256,466.19	1,521.34	257,986.67	(0.86)
169631	313313YZ5	760	FFCB D N	7/14/2017	7/6/2018		1.260%	1.276%	4,631,200	4,573,333.16	57,056.38	4,630,003.61	(385.93)
170112	313313ZU5	760	FFCB D N	9/15/2017	7/25/2018		1.240%	1.254%	15,000,000	14,838,283.35	149,316.65	14,981,400.00	(6,200.00)
169856	313313ZZ4	760	FFCB D N	8/11/2017	7/30/2018		1.240%	1.255%	987,600	975,591.88	11,021.62	986,120.25	(493.25)
170135	313313ZZ4	760	FFCB D N	9/20/2017	7/30/2018		1.220%	1.233%	845,000	836,036.90	8,132.65	843,733.91	(435.64)
171263	313313C63	760	FFCB D N	12/28/2017	8/20/2018		1.520%	1.535%	686,000	679,193.36	5,358.42	684,227.83	(323.95)
171588	313313E66	760	FFCB D N	1/25/2018	9/5/2018		1.680%	1.698%	4,316,000	4,271,084.83	31,621.89	4,300,886.81	(1,819.91)
173148	313313U48	760	FFCB D N	6/12/2018	12/24/2018		2.150%	2.175%	2,313,000	2,286,063.19	2,624.61	2,290,157.84	1,470.04
172556	313312BT6	760	FFCB D N	4/18/2018	2/11/2019		2.100%	2.137%	4,213,000	4,139,518.26	18,186.12	4,157,441.06	(263.32)
173111	313312DQ0	760	FFCB D N	6/7/2018	3/28/2019		2.250%	2.292%	5,288,000	5,190,833.00	7,932.00	5,201,541.20	2,776.20
172508	313312EC0	760	FFCB D N	4/12/2018	4/9/2019		2.140%	2.187%	2,000,000	1,956,962.22	9,511.11	1,965,500.00	(973.33)
166657	3135G0M67	760	FNMA C I	7/26/2016	1/25/2019	1/25/2019	1.000%	1.051%	2,000,000	1,999,003.28	8,666.67	1,986,200.00	(12,803.28)
166188	3136G3NZ4	760	FNMA C I	5/27/2016	5/29/2020	8/29/2018	1.500%	1.500%	3,116,000	3,116,000.00	4,154.67	3,054,895.24	(61,104.76)
172195	313385D29	760	FHLB D N	3/15/2018	8/24/2018		1.900%	1.916%	915,000	907,176.75	5,215.50	912,447.15	54.90
170244	313385F76	760	FHLB D N	9/29/2017	9/14/2018		1.290%	1.306%	5,000,000	4,937,291.67	49,270.83	4,980,104.17	(6,458.33)
170243	313385H58	760	FHLB D N	9/29/2017	9/28/2018		1.290%	1.307%	3,040,000	3,000,348.27	29,956.66	3,025,645.29	(4,659.64)
171826	313397A50	760	FHLMC D N	2/14/2018	8/3/2018		1.725%	1.739%	2,341,000	2,321,930.60	15,367.69	2,337,008.60	(289.70)
170363	313397C82	760	FHLMC D N	10/12/2017	8/22/2018		1.290%	1.305%	950,000	939,310.92	8,918.91	947,447.67	(782.16)
171355	313397J28	760	FHLMC D N	1/5/2018	10/3/2018		1.510%	1.527%	4,654,000	4,601,098.24	34,552.07	4,630,546.43	(5,103.88)
171549	313397J28	760	FHLMC D N	1/23/2018	10/3/2018		1.510%	1.526%	5,987,000	5,923,466.29	39,928.30	5,956,828.85	(6,565.74)
171853	313397J28	760	FHLMC D N	2/15/2018	10/3/2018		1.760%	1.780%	5,401,000	5,340,268.76	35,910.65	5,373,781.96	(2,397.45)
172729	313397J28	760	FHLMC D N	5/3/2018	10/3/2018		1.860%	1.875%	1,226,000	1,216,308.47	3,737.26	1,219,821.64	(224.09)
172962	313397J28	760	FHLMC D N	5/24/2018	10/3/2018		1.910%	1.923%	4,944,000	4,909,375.52	9,967.65	4,919,084.99	(258.18)
170513	313397J36	760	FHLMC D N	10/27/2017	10/4/2018		1.355%	1.373%	1,437,500	1,418,995.78	13,364.16	1,430,178.73	(2,181.21)
171406	313397J36	760	FHLMC D N	1/10/2018	10/4/2018		1.510%	1.527%	6,989,000	6,910,729.02	50,421.75	6,953,404.63	(7,746.14)
171751	48306BGA7	760	CP - KAISER FOUNDATI	2/7/2018	7/10/2018		1.770%	1.783%	620,000	615,336.05	4,389.60	619,690.00	(35.65)
172492	46640QGB1	760	CP - JP MORGAN	4/11/2018	7/11/2018		2.250%	2.263%	963,400	957,920.66	4,877.21	962,864.78	66.91
173046	46640QGH8	760	CP - JP MORGAN	6/1/2018	7/17/2018		1.980%	1.985%	299,000	298,243.53	493.35	298,734.22	(2.66)
172873	89233HGP3	760	CP - TOYOTA MOTOR	5/17/2018	7/23/2018		2.000%	2.007%	625,000	622,673.61	1,562.50	624,236.11	0.00
172990	02665KGR2	760	CP - AMERICAN HONDA	5/29/2018	7/25/2018		1.900%	1.906%	1,000,000	996,991.67	1,741.66	998,666.67	(66.66)
173320	02665KHM2	760	CP - AMERICAN HONDA	6/26/2018	8/21/2018		2.000%	2.006%	92,600	92,311.91	25.72	92,337.63	0.00
173171	21920PHP5	760	CP - CORNELL UNIVERS	6/13/2018	8/23/2018		2.050%	2.058%	556,200	553,951.25	570.11	554,562.30	40.94
173256	89233HJ54	760	CP - TOYOTA MOTOR	6/20/2018	9/5/2018		2.150%	2.160%	642,000	639,047.69	421.76	639,540.07	70.62
173110	48306BJ63	760	CP - KAISER FOUNDATI	6/7/2018	9/6/2018		2.170%	2.182%	2,000,000	1,989,029.44	2,893.33	1,992,220.54	297.79
173195	79583TJ63	760	CP - SALVATION ARMY	6/14/2018	9/6/2018		2.180%	2.191%	1,564,600	1,556,641.40	1,610.67	1,558,514.14	262.07

**MIAMI-DADE COUNTY**  
**REPORT WRITER**  
**AS OF DATE: June 30, 2018**  
**SORTING ORDER: FUND ICC#**

INVESTMENT NUMBER	CUSIP NUMBER	FUND NUMBER	DESCRIPTION	PURCHASE SET DATE	MATURITY DATE	CALL DATE	INTEREST RATE	YTM TRADING	SCHEDULED PAR VALUE	CURRENT BOOK VALUE	PERIOD END INTEREST ACCRL	MARKET VALUE	UNREALIZED GAIN/LOSS
172434	48306BJC0	760	CP - KAISER FOUNDATI	4/6/2018	9/12/2018		2.330%	2.354%	2,535,000	2,508,912.74	14,110.09	2,524,256.53	1,233.70
172796	63873KJD0	760	CP - NATIXIS NY	5/10/2018	9/13/2018		2.330%	2.349%	5,968,000	5,919,330.96	20,085.64	5,942,360.81	2,944.21
173218	36960MJK0	760	CP - GENERAL ELECTRI	6/15/2018	9/19/2018		2.210%	2.223%	2,931,000	2,913,726.64	2,878.89	2,917,387.13	781.60
172308	63873KJQ1	760	CP - NATIXIS NY	3/27/2018	9/24/2018		2.370%	2.399%	3,000,000	2,964,252.50	18,960.00	2,985,195.83	1,983.33
172223	89233HK37	760	CP - TOYOTA MOTOR	3/19/2018	10/3/2018		2.310%	2.340%	2,724,500	2,689,885.23	18,181.50	2,708,778.12	711.39
173122	89233HK37	760	CP - TOYOTA MOTOR	6/7/2018	10/3/2018		2.310%	2.328%	5,037,200	4,999,060.00	7,757.29	5,008,132.56	1,315.27
173273	46640QK34	760	CP - JP MORGAN	6/21/2018	10/3/2018		2.320%	2.336%	232,000	230,445.08	149.51	230,661.23	66.64
173067	48306BM44	760	CP - KAISER FOUNDATI	6/5/2018	12/4/2018		2.350%	2.378%	5,353,000	5,289,403.39	9,085.23	5,298,256.65	(231.97)
173319	4497W1MC7	760	CP - ING FUNDING	6/26/2018	12/12/2018		2.360%	2.386%	5,725,000	5,661,573.36	1,876.53	5,663,449.89	0.00
167323	3133EGJS5	760	FFCB - BULLET	9/29/2016	7/5/2018		0.700%	0.826%	4,400,000	4,397,294.41	15,057.78	4,399,604.00	2,309.59
167027	3133EGLP3	760	FFCB - BULLET	9/2/2016	7/27/2018		0.830%	0.936%	4,000,000	3,997,922.08	14,202.22	3,997,120.00	(802.08)
169086	3133EHHF3	760	FFCB - BULLET	5/18/2017	11/1/2018		1.250%	1.301%	5,000,000	4,998,744.45	10,416.67	4,986,400.00	(12,344.45)
171867	3133EJCW7	760	FFCB - BULLET	2/15/2018	2/15/2019		1.950%	2.1962%	2,310,000	2,309,722.80	17,017.00	2,305,934.40	(3,788.40)
168530	3133EHAP8	760	FFCB - BULLET	3/10/2017	2/27/2019		1.250%	1.478%	3,000,000	2,993,317.39	12,916.67	2,979,810.00	(13,507.39)
170296	3133EHYM9	760	FFCB - BULLET	10/5/2017	9/14/2020		1.500%	1.670%	3,015,000	3,002,541.63	13,441.89	2,942,398.80	(60,142.83)
172904	3133EJPW3	760	FFCB - BULLET	5/21/2018	12/21/2020		2.700%	2.723%	3,000,000	2,998,376.89	2,250.00	3,001,620.00	3,243.11
168837	3130A6AL1	760	FHLB - BULLET	4/13/2017	8/14/2018		1.150%	1.150%	2,000,000	2,000,000.00	8,752.78	1,998,000.00	(2,000.00)
168908	3130A6AE7	760	FHLB - BULLET	4/20/2017	9/14/2018		1.125%	1.150%	1,125,000	1,124,859.27	3,761.72	1,122,851.25	(2,008.02)
167326	3130A9JM4	760	FHLB - BULLET	9/29/2016	9/19/2018		0.850%	0.863%	2,964,700	2,964,504.08	7,139.99	2,957,258.60	(7,245.48)
170264	3130ACK78	760	FHLB - BULLET	10/4/2017	10/4/2018		1.520%	1.524%	4,000,000	3,999,790.19	14,693.33	3,954,440.00	(45,350.19)
173383	3137EAEH8	760	FHLMC - BULLET	6/29/2018	8/15/2019		1.375%	2.405%	5,056,000	5,024,238.49	26,263.11	4,996,794.24	(1,567.36)
172992	3134GSLX1	760	FHLMC STEP UP	5/29/2018	5/24/2019	5/23/2019	2.500%	2.500%	1,250,000	1,250,434.03	3,211.81	1,249,037.50	(962.50)
151210	825252869	760	AIM MONEY MARKET - D	3/1/2012	7/1/2018		1.057%	1.057%	0	0.00	50.16	0.00	0.00
<b>760 Total</b>									<b>234,638,120</b>	<b>232,778,213.20</b>	<b>1,079,994.60</b>	<b>233,215,790.08</b>	<b>(389,695.60)</b>
151211	825252869	778	AIM MONEY MARKET - D	3/1/2012	7/1/2018		0.020%	0.020%	0	0.00	0.00	0.00	0.00
<b>778 Total</b>									<b>0</b>	<b>0.00</b>	<b>0.00</b>	<b>0.00</b>	<b>0.00</b>
171947	912796MK2	779	TREASURY BILLS	2/22/2018	7/19/2018		1.720%	1.732%	2,500,000	2,482,441.67	15,408.33	2,498,057.89	207.89
172129	912796PU7	779	TREASURY BILLS	3/12/2018	8/9/2018		1.814%	1.828%	1,766,000	1,752,652.72	9,876.99	1,762,694.05	164.34
172350	912796PU7	779	TREASURY BILLS	3/29/2018	8/9/2018		1.801%	1.813%	1,014,800	1,008,049.71	4,770.88	1,012,900.29	79.70
172563	912796NQ8	779	TREASURY BILLS	4/18/2018	8/16/2018		1.797%	1.808%	503,100	500,085.76	1,858.78	501,977.34	32.80
172902	912796QB8	779	TREASURY BILLS	5/21/2018	10/4/2018		1.955%	1.970%	1,018,700	1,011,175.18	2,268.51	1,013,659.56	215.87
166647	3134G9Q75	779	FHLMC C I	7/26/2016	7/26/2019	7/26/2018	1.250%	1.267%	601,000	600,850.44	3,234.55	593,475.48	(7,374.96)
169272	3130A9A92	779	FHLB C I	6/6/2017	8/28/2018		1.000%	1.243%	1,111,500	1,110,182.58	3,797.63	1,109,699.37	(483.21)
169632	313313Y25	779	FFCB D N	7/14/2017	7/6/2018		1.260%	1.276%	1,368,800	1,351,696.84	16,863.62	1,368,446.39	(114.07)
172797	313313C63	779	FFCB D N	5/10/2018	8/20/2018		1.900%	1.910%	1,000,000	994,616.67	2,744.44	997,416.67	55.56
173197	313313K72	779	FFCB D N	6/14/2018	10/16/2018		2.000%	2.014%	1,070,000	1,062,628.89	1,010.56	1,063,862.06	222.61
172798	313313Q92	779	FFCB D N	5/10/2018	11/27/2018		2.060%	2.084%	440,000	434,939.27	1,309.24	436,394.20	145.69
172462	313313S90	779	FFCB D N	4/10/2018	12/13/2018		1.975%	2.002%	200,000	197,289.86	899.72	198,148.33	(41.25)
172557	313312BT6	779	FFCB D N	4/18/2018	2/11/2019		2.100%	2.137%	2,038,000	2,002,453.88	8,797.37	2,011,123.88	(127.38)
173219	313312E29	779	FFCB D N	6/15/2018	4/30/2019		2.270%	2.317%	2,488,000	2,437,954.57	2,510.12	2,441,872.48	1,407.79
165411	3136G2ZG5	779	FNMA C I	2/26/2016	8/26/2019	8/26/2018	1.300%	1.300%	2,700,000	2,700,000.00	12,187.50	2,665,278.00	(34,722.00)
166671	3136G3R49	779	FNMA C I	7/27/2016	1/27/2021	7/27/2018	1.500%	1.500%	1,499,000	1,499,000.00	9,618.58	1,457,252.85	(41,747.15)
170158	313397A35	779	FHLMC D N	9/21/2017	8/1/2018		1.240%	1.254%	1,840,000	1,820,099.38	17,935.91	1,837,052.93	(982.36)
171827	313397A50	779	FHLMC D N	2/14/2018	8/3/2018		1.725%	1.739%	2,016,000	1,999,578.00	13,234.20	2,012,562.72	(249.48)
170364	313397C82	779	FHLMC D N	10/12/2017	8/22/2018		1.290%	1.305%	1,305,600	1,290,909.82	12,257.41	1,302,092.29	(1,074.94)
170288	313397E69	779	FHLMC D N	10/5/2017	9/5/2018		1.280%	1.295%	2,270,000	2,242,961.78	21,711.29	2,262,051.22	(2,621.85)
170514	313397J36	779	FHLMC D N	10/27/2017	10/4/2018		1.355%	1.373%	1,017,500	1,004,402.23	9,459.50	1,012,317.82	(1,543.91)
170545	313397J93	779	FHLMC D N	11/1/2017	10/10/2018		1.370%	1.388%	1,018,000	1,004,711.99	9,375.21	1,012,487.81	(1,599.39)
171680	46640QGB1	779	CP - JP MORGAN	2/1/2018	7/11/2018		1.930%	1.947%	1,065,000	1,055,864.67	8,564.37	1,064,408.33	(20.71)
172493	46640QGB1	779	CP - JP MORGAN	4/11/2018	7/11/2018		2.250%	2.263%	503,600	500,735.78	2,549.47	503,320.22	34.97
173108	30229BGJ0	779	CP - EXXON MOBIL	6/7/2018	7/18/2018		1.900%	1.904%	576,000	574,753.60	729.60	575,456.00	(27.20)
172869	89233HGX4	779	CP - TOYOTA MOTOR	5/17/2018	7/19/2018		2.000%	2.007%	154,100	153,560.65	385.25	153,945.90	0.00
172874	89233HGP3	779	CP - TOYOTA MOTOR	5/17/2018	7/23/2018		2.000%	2.007%	1,063,000	1,059,043.28	2,657.50	1,061,700.72	0.00
173017	66844DGS5	779	CP - NORTHWESTERN UN	5/30/2018	7/26/2018		2.050%	2.057%	92,000	91,701.38	167.65	91,872.22	3.19



**MIAMI-DADE COUNTY**  
**REPORT WRITER**  
**AS OF DATE: June 30, 2018**  
**SORTING ORDER: FUND ICC#**

INVESTMENT NUMBER	CUSIP NUMBER	FUND NUMBER	DESCRIPTION	PURCHASE SET DATE	MATURITY DATE	CALL DATE	INTEREST RATE	YTM TRADING	SCHEDULED PAR VALUE	CURRENT BOOK VALUE	PERIOD END INTEREST ACCLR	MARKET VALUE	UNREALIZED GAIN/LOSS
173149	02665KHM2	779	CP - AMERICAN HONDA	6/12/2018	8/21/2018		2.100%	2.109%	4,816,000	4,796,334.67	5,337.73	4,802,354.67	682.27
173321	02665KHM2	779	CP - AMERICAN HONDA	6/26/2018	8/21/2018		2.000%	2.006%	165,400	164,885.42	45.94	164,931.37	0.01
173172	21920PHP5	779	CP - CORNELL UNIVERS	6/13/2018	8/23/2018		2.050%	2.058%	2,008,100	1,999,981.14	2,058.30	2,002,187.26	147.82
172661	46640QJ51	779	CP - JP MORGAN	4/27/2018	9/5/2018		2.370%	2.391%	2,141,000	2,122,535.66	9,161.70	2,132,796.40	1,099.04
172224	89233HK37	779	CP - TOYOTA MOTOR	3/19/2018	10/3/2018		2.310%	2.340%	213,500	210,787.48	1,424.76	212,267.99	55.75
172832	36164KKH3	779	CP - GENERAL ELECTRI	5/15/2018	10/17/2018		2.350%	2.374%	1,510,000	1,494,721.74	4,632.76	1,499,988.70	634.20
170182	3133EHWN9	779	FFCB - BULLET	9/27/2017	8/28/2019		1.400%	1.505%	1,270,000	1,268,042.20	6,074.83	1,255,445.80	(12,596.40)
170294	3133EHYM9	779	FFCB - BULLET	10/5/2017	9/14/2020		1.500%	1.670%	1,985,000	1,976,797.72	8,849.80	1,937,201.20	(39,596.52)
167327	3130A9JM4	779	FHLB - BULLET	9/29/2016	9/19/2018		0.850%	0.863%	2,435,300	2,435,139.07	5,865.00	2,429,187.40	(5,951.67)
151212	825252869	779	AIM MONEY MARKET - D	3/1/2012	7/1/2018		1.563%	1.563%	1,202,000	1,202,000.00	40.69	1,202,000.00	0.00
<b>779 Total</b>									<b>51,986,000</b>	<b>51,615,565.70</b>	<b>239,675.69</b>	<b>51,659,887.87</b>	<b>(145,684.95)</b>
173340	313385ZU3	796	FHLB D N	6/27/2018	7/25/2018		1.859%	1.862%	66,200	66,104.28	13.67	66,117.91	(0.04)
151213	825252869	796	AIM MONEY MARKET - D	3/1/2012	7/1/2018		0.768%	0.768%	0	0.00	1.74	0.00	0.00
<b>796 Total</b>									<b>66,200</b>	<b>66,104.28</b>	<b>15.41</b>	<b>66,117.91</b>	<b>(0.04)</b>
173341	313385ZU3	1010	FHLB D N	6/27/2018	7/25/2018		1.859%	1.862%	6,443,500	6,434,183.41	1,330.94	6,435,510.06	(4.29)
173123	89233HK37	1010	CP - TOYOTA MOTOR	6/7/2018	10/3/2018		2.310%	2.327%	1,700	1,687.13	2.62	1,690.19	0.44
151214	825252869	1010	AIM MONEY MARKET - D	3/1/2012	7/1/2018		1.563%	1.563%	1,535,900	1,535,900.00	215.55	1,535,900.00	0.00
<b>1010 Total</b>									<b>7,981,100</b>	<b>7,971,770.54</b>	<b>1,549.11</b>	<b>7,973,100.25</b>	<b>(3.85)</b>
171989	912796PV5	1047	TREASURY BILLS	2/27/2018	8/23/2018		1.799%	1.815%	2,680,000	2,656,301.77	16,602.15	2,673,082.13	178.21
168439	3134GAKA1	1047	FHLMC C I	2/28/2017	9/12/2018	9/12/2018	1.110%	1.136%	2,490,000	2,489,675.10	8,368.48	2,486,140.50	(3,534.60)
168440	3134GAPC2	1047	FHLMC C I	2/28/2017	9/28/2018	9/28/2018	1.000%	1.121%	2,600,000	2,598,433.24	6,716.67	2,593,656.00	(4,777.24)
171990	313385YV2	1047	FHLB D N	2/27/2018	7/2/2018		1.680%	1.690%	5,212,000	5,181,596.67	30,160.10	5,211,730.71	(26.06)
173173	21920PHP5	1047	CP - CORNELL UNIVERS	6/13/2018	8/23/2018		2.050%	2.058%	804,500	801,247.36	824.61	802,131.19	59.22
171991	46640QJR3	1047	CP - JP MORGAN	2/27/2018	9/25/2018		2.230%	2.259%	2,532,000	2,499,062.90	19,448.57	2,519,358.29	846.82
173336	63873KKX4	1047	CP - NATIXIS NY	6/27/2018	10/31/2018		2.320%	2.339%	62,800	62,290.06	16.19	62,297.74	(8.51)
154380	316175108	1047	FIDELITY GOVT FUND -	12/27/2012	7/1/2018		1.775%	1.775%	5,000,000	5,000,000.00	0.01	5,000,000.00	0.00
<b>1047 Total</b>									<b>21,381,300</b>	<b>21,288,607.10</b>	<b>82,136.78</b>	<b>21,348,396.56</b>	<b>(7,262.16)</b>
166635	3136G3G82	1048	FNMA C I	7/27/2016	7/27/2021	7/27/2018	1.550%	1.550%	2,418,000	2,418,000.00	16,032.68	2,323,601.28	(94,398.72)
166962	3136G3M4	1048	FNMA C I	8/26/2016	8/24/2021	8/24/2018	1.550%	1.550%	3,505,000	3,505,000.00	19,165.53	3,369,041.05	(135,958.95)
167024	3136G36F7	1048	FNMA C I	9/14/2016	9/14/2021	9/14/2018	1.600%	1.600%	3,735,000	3,735,000.00	17,762.00	3,581,977.05	(153,022.95)
173367	313589B28	1048	FNMA D N	6/28/2018	8/8/2018		1.800%	1.804%	1,000	997.95	0.15	998.04	(0.06)
173018	66844DGS5	1048	CP - NORTHWESTERN UN	5/30/2018	7/26/2018		2.050%	2.057%	2,908,000	2,898,561.12	5,299.02	2,903,961.11	100.97
172833	3130AEAW0	1048	FHLB STEP UP	5/15/2018	8/15/2018	8/15/2018	2.000%	2.000%	3,100,000	3,100,000.00	7,922.22	3,099,845.00	(155.00)
<b>1048 Total</b>									<b>16,227,000</b>	<b>16,217,559.07</b>	<b>66,293.09</b>	<b>15,839,423.53</b>	<b>(383,434.71)</b>
173117	313313ZF8	1049	FFCB D N	6/7/2018	7/12/2018		1.780%	1.783%	3,001,000	2,995,806.60	3,561.19	2,999,294.43	(73.36)
173118	313385YY6	1049	FHLB D N	6/7/2018	7/5/2018		1.825%	1.828%	2,900,000	2,895,883.61	3,528.33	2,899,400.67	(11.27)
173282	313385ZE9	1049	FHLB D N	6/21/2018	7/11/2018		1.870%	1.872%	731,100	730,340.47	379.77	730,722.27	2.03
173366	313385ZE9	1049	FHLB D N	6/28/2018	7/11/2018		1.760%	1.761%	3,000,000	2,998,093.33	440.00	2,998,450.00	(83.33)
173252	313385Z9	1049	FHLB D N	6/20/2018	7/19/2018		1.890%	1.893%	3,200,000	3,195,128.00	1,848.00	3,197,024.00	48.00
173279	313385A30	1049	FHLB D N	6/21/2018	8/1/2018		1.890%	1.894%	2,500,000	2,494,618.75	1,312.50	2,495,995.83	64.58
173368	313589B28	1049	FNMA D N	6/28/2018	8/8/2018		1.800%	1.804%	5,201,000	5,190,337.95	780.15	5,190,788.70	(329.40)
173109	30229BGJ0	1049	CP - EXXON MOBIL	6/7/2018	7/18/2018		1.900%	1.904%	3,006,000	2,999,495.35	3,807.60	3,003,161.00	(141.95)
173298	78009BGP1	1049	CP - ROYAL BANK OF C	6/22/2018	7/23/2018		2.000%	2.003%	583,000	581,995.94	291.50	582,287.44	0.00
173168	36164KGR6	1049	CP - GENERAL ELECTRI	6/13/2018	7/25/2018		1.950%	1.954%	5,017,200	5,005,785.87	4,891.77	5,010,510.40	(167.24)
151231	316175108	1049	FIDELITY GOVT FUND -	3/1/2012	7/1/2018		1.690%	1.690%	2,144,275	2,144,275.04	195.59	2,144,275.04	0.00
<b>1049 Total</b>									<b>31,283,575</b>	<b>31,231,760.91</b>	<b>21,036.40</b>	<b>31,251,909.78</b>	<b>(691.94)</b>
172770	313313ZE1	1053	FFCB D N	5/9/2018	7/11/2018		1.750%	1.755%	3,000,000	2,990,812.50	7,729.17	2,998,450.00	(91.67)
172941	313385ZS8	1053	FHLB D N	5/23/2018	7/23/2018		1.855%	1.861%	2,014,000	2,007,669.61	4,047.30	2,011,710.75	(6.16)
173310	313385B96	1053	FHLB D N	6/25/2018	8/15/2018		1.900%	1.905%	2,006,000	2,000,600.52	635.23	2,001,336.05	100.30
173344	313385C87	1053	FHLB D N	6/27/2018	8/22/2018		1.880%	1.886%	3,248,000	3,238,501.40	678.47	3,239,273.71	93.84
172771	313589ZS5	1053	FNMA D N	5/9/2018	7/23/2018		1.760%	1.766%	544,000	542,005.33	1,409.57	543,381.65	(33.25)
172821	30229BG27	1053	CP - EXXON MOBIL	5/14/2018	7/2/2018		1.830%	1.835%	2,000,000	1,995,018.33	4,880.00	1,999,888.89	(9.44)
172822	30229BG92	1053	CP - EXXON MOBIL	5/14/2018	7/9/2018		1.870%	1.875%	2,785,000	2,776,898.74	6,943.94	2,783,762.22	(80.46)
172879	21920PGC5	1053	CP - CORNELL UNIVERS	5/17/2018	7/12/2018		1.850%	1.855%	2,993,000	2,984,386.81	6,921.31	2,991,170.94	(137.18)

**MIAMI-DADE COUNTY**  
**REPORT WRITER**  
**AS OF DATE: June 30, 2018**  
**SORTING ORDER: FUND ICC#**

INVESTMENT NUMBER	CUSIP NUMBER	FUND NUMBER	DESCRIPTION	PURCHASE SET DATE	MATURITY DATE	CALL DATE	INTEREST RATE	YTM TRADING	SCHEDULED PAR VALUE	CURRENT BOOK VALUE	PERIOD END INTEREST ACCRL	MARKET VALUE	UNREALIZED GAIN/LOSS
172749	89233HGG3	1053	CP - TOYOTA MOTOR	5/7/2018	7/16/2018		2.090%	2.099%	2,016,000	2,007,807.20	6,437.20	2,014,320.00	75.60
173057	30229BGR2	1053	CP - EXXON MOBIL	6/4/2018	7/25/2018		1.920%	1.925%	2,983,000	2,974,886.24	4,295.52	2,979,022.67	(159.09)
173174	36164KGR6	1053	CP - GENERAL ELECTRI	6/13/2018	7/25/2018		1.950%	1.954%	3,039,800	3,032,884.45	2,963.81	3,035,746.93	(101.33)
173225	36164KH61	1053	CP - GENERAL ELECTRI	6/18/2018	8/6/2018		2.020%	2.026%	2,009,000	2,003,476.37	1,465.45	2,004,982.00	40.18
173253	89233HH80	1053	CP - TOYOTA MOTOR	6/20/2018	8/8/2018		2.030%	2.036%	3,020,000	3,011,655.57	1,873.24	3,013,624.44	95.63
151232	316175108	1053	FIDELITY GOVT FUND -	3/1/2012	7/1/2018		1.690%	1.690%	2,018,100	2,018,100.00	101.25	2,018,100.00	0.00
<b>1053 Total</b>									<b>33,675,900</b>	<b>33,584,703.07</b>	<b>50,381.46</b>	<b>33,634,770.25</b>	<b>(213.03)</b>
151233	316175108	1055	FIDELITY GOVT FUND -	3/1/2012	7/1/2018		1.424%	1.424%	0	0.00	-0.32	0.00	0.00
<b>1055 Total</b>									<b>0</b>	<b>0.00</b>	<b>-0.32</b>	<b>0.00</b>	<b>0.00</b>
173381	313385YV2	1056	FHLB D N	6/29/2018	7/2/2018		1.550%	1.550%	1,297,000	1,296,832.47	111.69	1,296,932.99	(11.17)
151234	316175108	1056	FIDELITY GOVT FUND -	3/1/2012	7/1/2018		1.690%	1.690%	2,357,019	2,357,019.00	247.24	2,357,019.00	0.00
<b>1056 Total</b>									<b>3,654,019</b>	<b>3,653,851.47</b>	<b>358.93</b>	<b>3,653,951.99</b>	<b>(11.17)</b>
163358	316175108	1060	FIDELITY GOVT FUND -	7/8/2015	7/1/2018		1.691%	1.691%	9,100	9,100.00	245.53	9,100.00	0.00
<b>1060 Total</b>									<b>9,100</b>	<b>9,100.00</b>	<b>245.53</b>	<b>9,100.00</b>	<b>0.00</b>
173382	313385YV2	1062	FHLB D N	6/29/2018	7/2/2018		1.550%	1.550%	2,001,200	2,000,941.51	172.33	2,001,096.60	(17.24)
173251	313385YY6	1062	FHLB D N	6/20/2018	7/5/2018		1.870%	1.871%	5,300,000	5,295,870.42	3,028.36	5,298,904.67	5.89
173283	313385ZE9	1062	FHLB D N	6/21/2018	7/11/2018		1.870%	1.872%	3,002,900	2,999,780.32	1,559.84	3,001,348.50	8.34
173343	313385ZG4	1062	FHLB D N	6/27/2018	7/13/2018		1.800%	1.801%	4,227,000	4,223,618.40	845.40	4,224,379.26	(84.54)
173322	313385ZM1	1062	FHLB D N	6/26/2018	7/18/2018		1.855%	1.857%	1,206,000	1,204,632.87	310.71	1,204,940.73	(2.85)
173166	30229BG50	1062	CP - EXXON MOBIL	6/13/2018	7/5/2018		1.920%	1.922%	2,898,000	2,894,599.68	2,782.08	2,897,356.00	(25.76)
165509	316175108	1062	FIDELITY GOVT FUND -	3/3/2016	7/1/2018		1.685%	1.685%	1,214,814	1,214,814.00	69.71	1,214,814.00	0.00
<b>1062 Total</b>									<b>19,849,914</b>	<b>19,834,257.20</b>	<b>8,768.43</b>	<b>19,842,839.76</b>	<b>(116.16)</b>
166955	316175108	1064	FIDELITY MMKT - COI	8/26/2016	7/1/2018		0.871%	0.871%	0	0.00	0.81	0.00	0.00
<b>1064 Total</b>									<b>0</b>	<b>0.00</b>	<b>0.81</b>	<b>0.00</b>	<b>0.00</b>
166956	316175108	1065	FIDELITY MMKT COI AC	8/26/2016	7/1/2018		0.871%	0.870%	0	0.00	1.23	0.00	0.00
<b>1065 Total</b>									<b>0</b>	<b>0.00</b>	<b>1.23</b>	<b>0.00</b>	<b>0.00</b>
168695	316175108	1066	FIDELITY MMKT - COI	3/27/2017	7/1/2018		1.666%	1.666%	0	0.00	5.08	0.00	0.00
<b>1066 Total</b>									<b>0</b>	<b>0.00</b>	<b>5.08</b>	<b>0.00</b>	<b>0.00</b>
169990	316175108	1067	FIDELITY MMKT - COI	8/29/2017	7/1/2018		1.690%	1.690%	29,435	29,434.70	6.29	29,434.70	0.00
<b>1067 Total</b>									<b>29,435</b>	<b>29,434.70</b>	<b>6.29</b>	<b>29,434.70</b>	<b>0.00</b>
169989	316175108	1068	FIDELITY MMKT - COI	8/29/2017	7/1/2018		1.690%	1.690%	35,170	35,170.20	5.49	35,170.20	0.00
<b>1068 Total</b>									<b>35,170</b>	<b>35,170.20</b>	<b>5.49</b>	<b>35,170.20</b>	<b>0.00</b>
<b>Grand Total</b>									<b>4,887,122,515</b>	<b>4,855,751,797.34</b>	<b>18,129,144.62</b>	<b>4,853,703,018.59</b>	<b>(16,512,155.64)</b>