



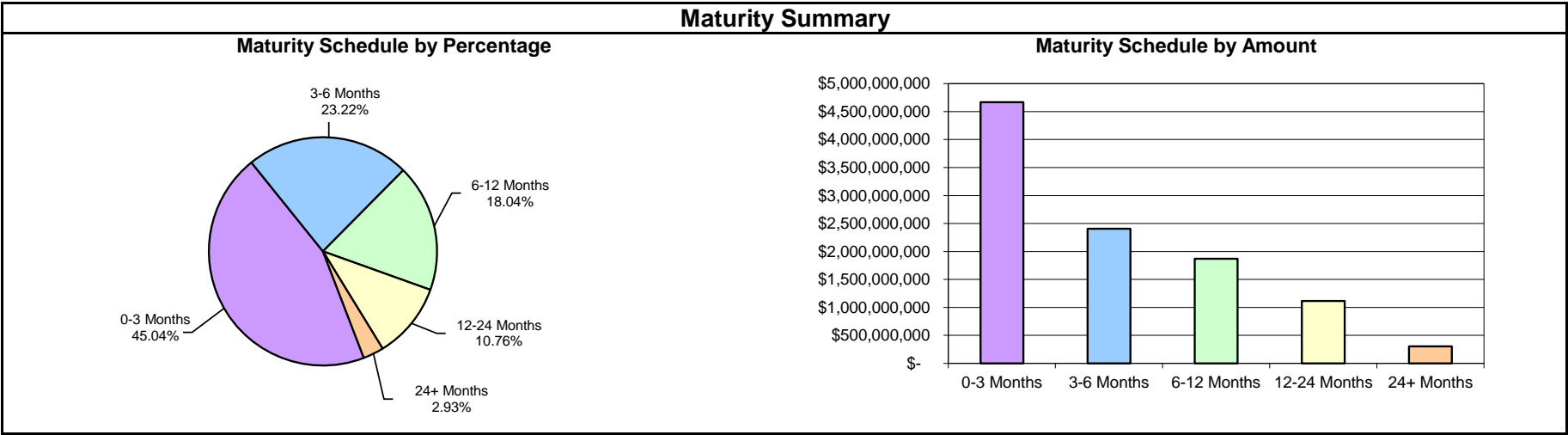
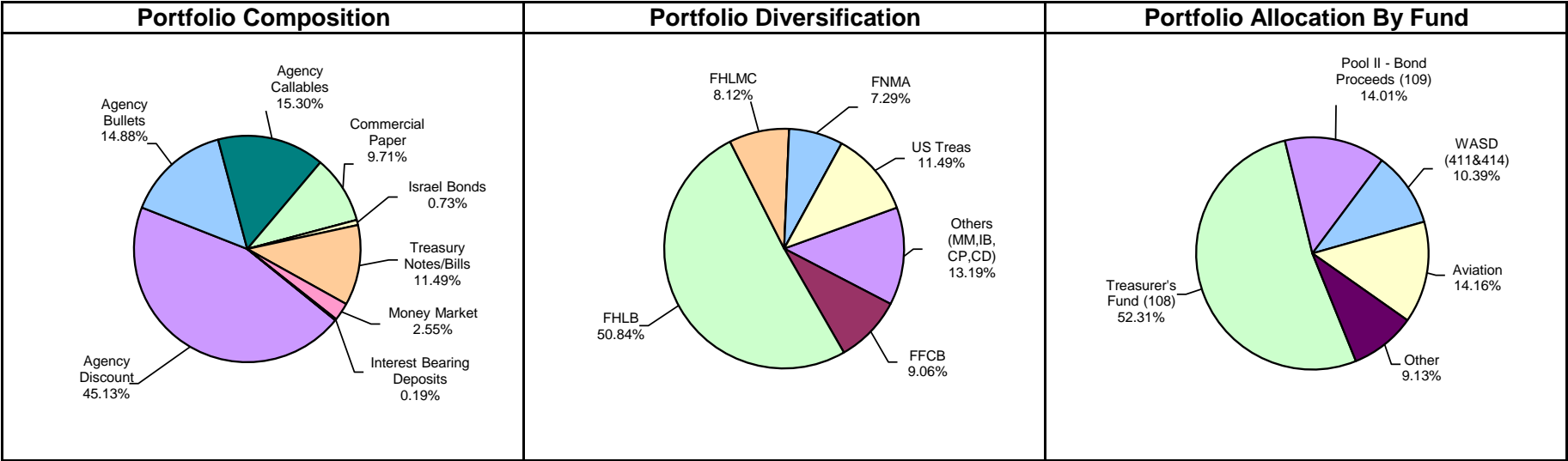
Monthly Summary Investment Report

For the Period Ended

March 31, 2024



Miami-Dade County Total Portfolio Summary March 31, 2024

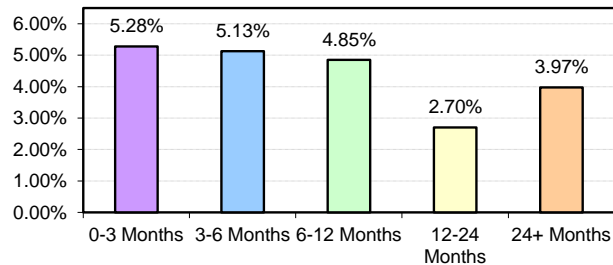


**Miami-Dade County
Summary Statement
March 31, 2024**

Portfolio Summary

	Current 3/31/2024	Previous Month 2/29/2024	Change from Prior Month	Previous Quarter 12/31/2023	Change from Prior Quarter
Par Value	\$ 10,524,288,017.28	\$ 10,460,258,799.86	\$ 64,029,217.42	\$ 10,553,995,599.29	\$ (29,707,582.01)
Book Value	\$ 10,361,526,964.06	\$ 10,302,358,373.57	\$ 59,168,590.49	\$ 10,384,704,606.79	\$ (23,177,642.73)
Market Value	\$ 10,385,308,184.90	\$ 10,321,919,915.44	\$ 63,388,269.46	\$ 10,400,922,535.50	\$ (15,614,350.60)
Market Value as a % of Book Value	100.23%	100.19%	0.04%	100.16%	0.07%
Accrued Interest	\$ 113,374,081.02	\$ 105,196,429.62	\$ 8,177,651.40	\$ 99,446,878.69	\$ 13,927,202.33
Total Value (Market Value+ Accrued Interest)	\$ 10,498,682,265.92	\$ 10,427,116,345.06	\$ 71,565,920.86	\$ 10,500,369,414.19	\$ (1,687,148.27)
Interest Earned (Current Month)	\$ 43,060,108.92	\$ 40,200,365.67	\$ 2,859,743.25	\$ 47,158,447.09	\$ (4,098,338.17)
Interest Earned Fiscal YTD (10/1 - 9/30)	\$ 240,364,291.48	\$ 197,310,271.65	\$ 43,054,019.83	\$ 114,349,702.37	\$ 126,014,589.11
Unrealized Gain (Loss)	\$ 23,781,220.84	\$ 19,561,541.87	\$ 4,219,678.97	\$ 16,217,928.71	\$ 7,563,292.13
Weighted Average Days to Maturity	178.0	176.0	2.0	176.0	2.0
Weighted Average Days to Call	103.0	103.0	0.0	60.0	43.0
Yield to Maturity	4.87%	4.89%	-0.02%	4.93%	-0.06%
Earned Income Yield for Period	4.89%	4.97%	-0.08%	4.98%	-0.09%
Earned Income Yield for Year to Date	4.92%	4.93%	-0.01%	4.92%	0.00%

Yield Maturity Breakdown

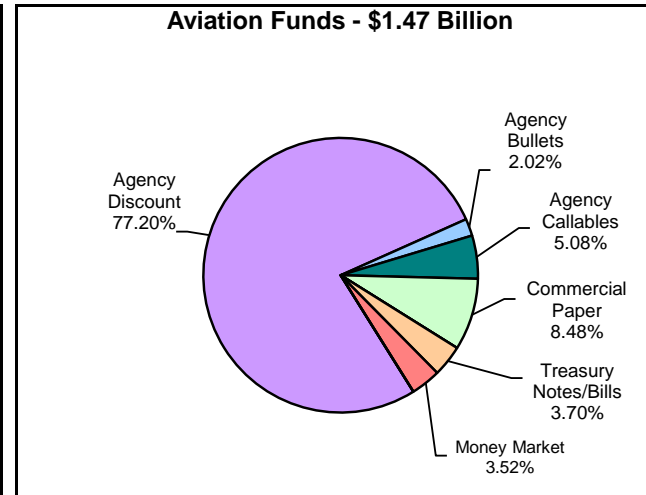
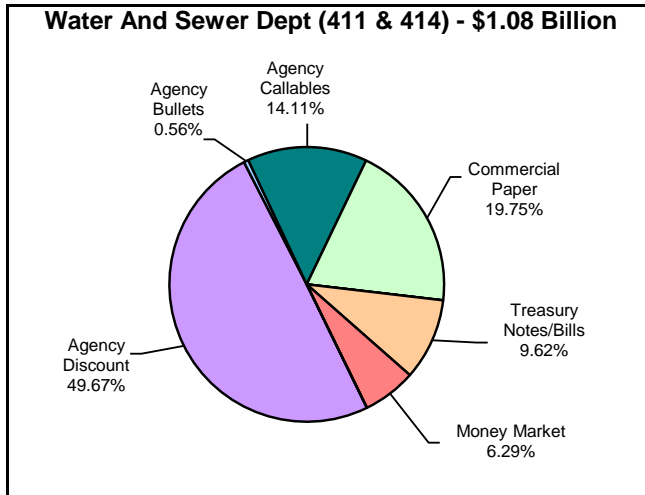
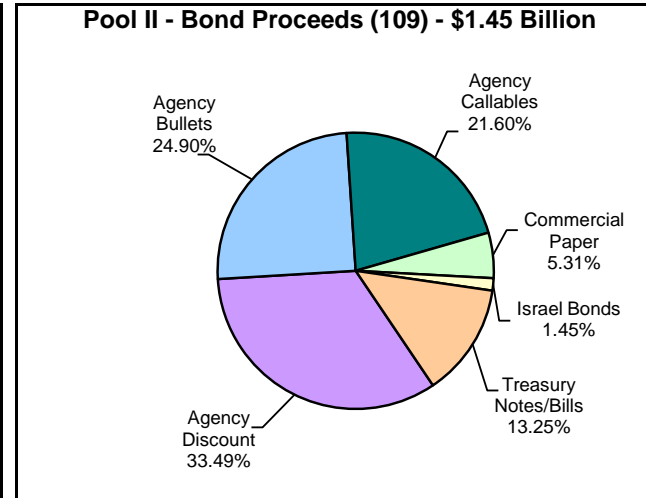
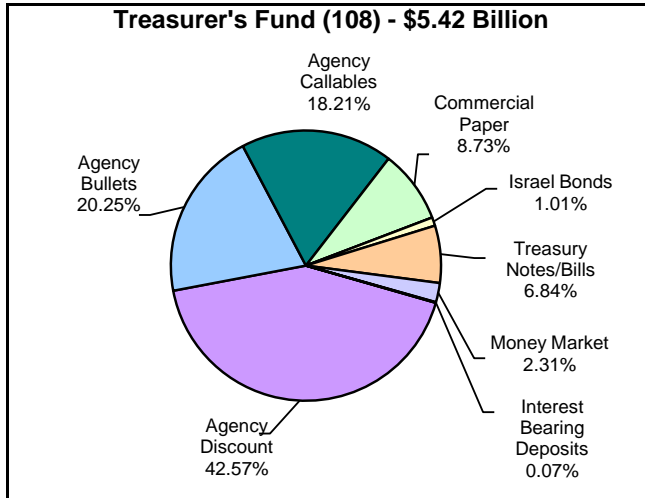


Policy Compliance

Security Type	% Limit	Current %	Result
Treasuries	100%	11.49%	PASS
Agencies	100%	60.02%	PASS
Agency Callables	25%	15.30%	PASS
Commercial Paper	50%	9.71%	PASS
-CP Single Issuer Max	5%	3.15%	PASS
Israel Bonds	3%	0.73%	PASS
Time Deposits	20%	0.00%	PASS
SBA/Investment Pools	50%	0.00%	PASS
Money Market Funds	30%	2.55%	PASS
Interest Bearing Deposit	20%	0.19%	PASS
Open/Closed End Funds	5%	0.00%	PASS

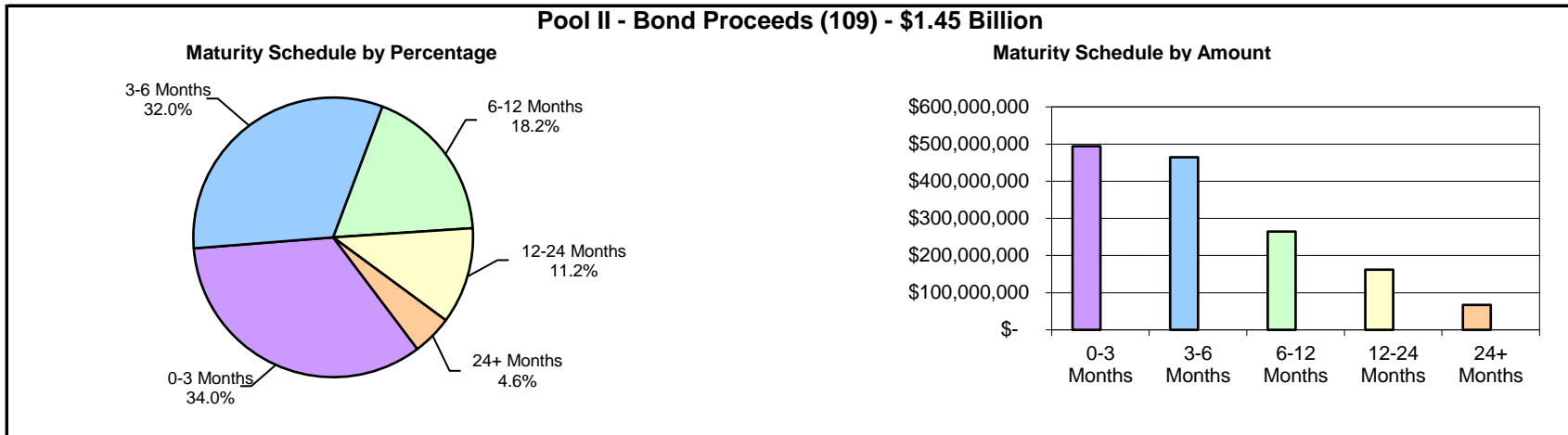
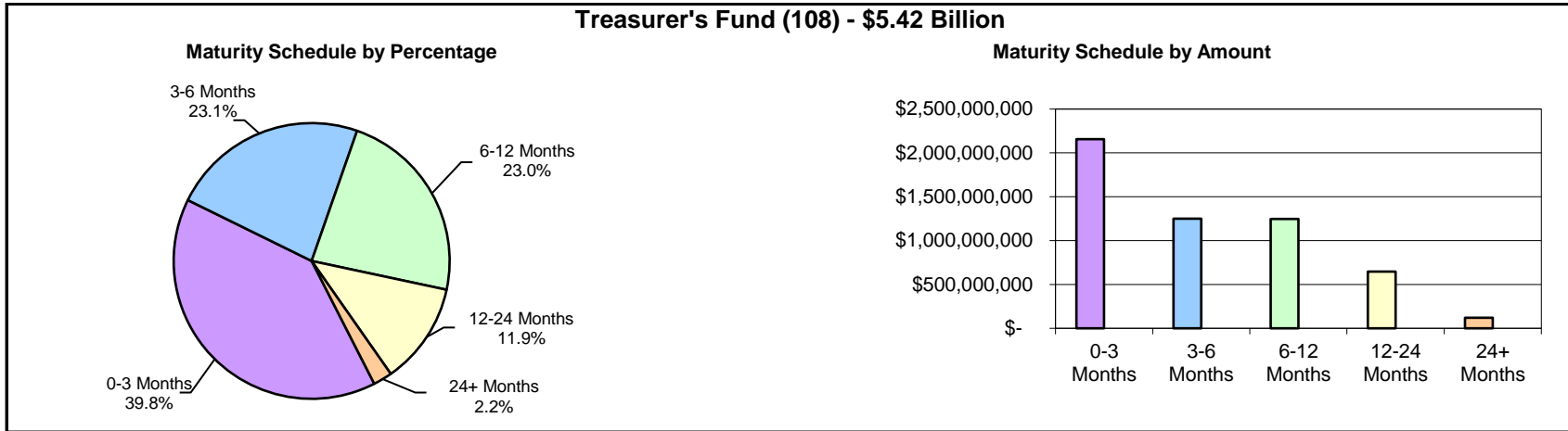
Note: The County currently holds \$375 million in cash deposits with Wells Fargo Bank. They are not included in the investment portfolio data presented here.

Miami-Dade County Portfolio Composition March 31, 2024

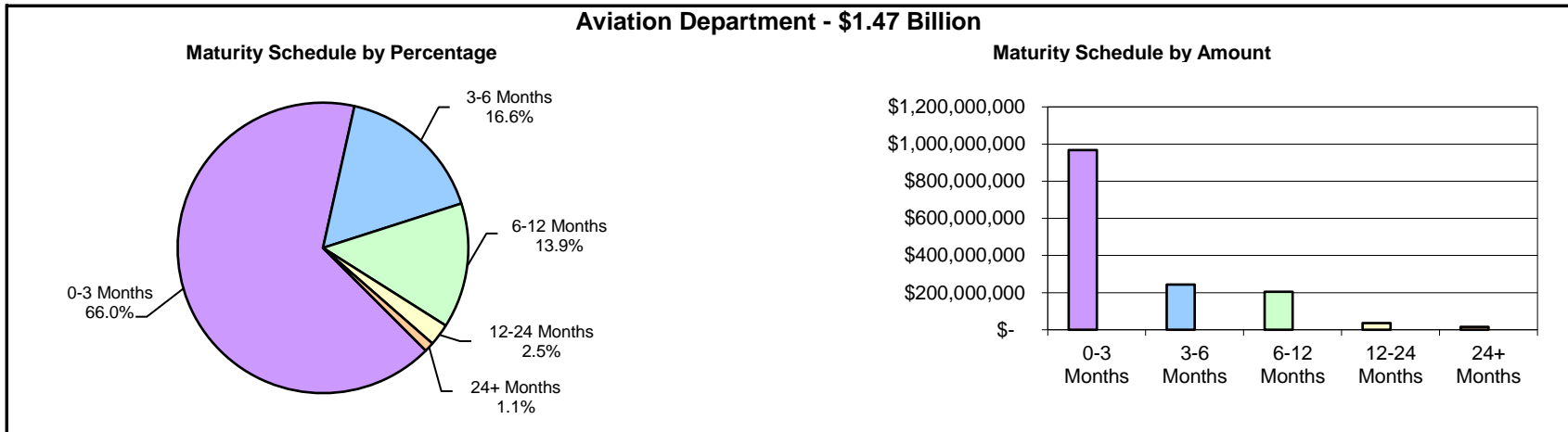
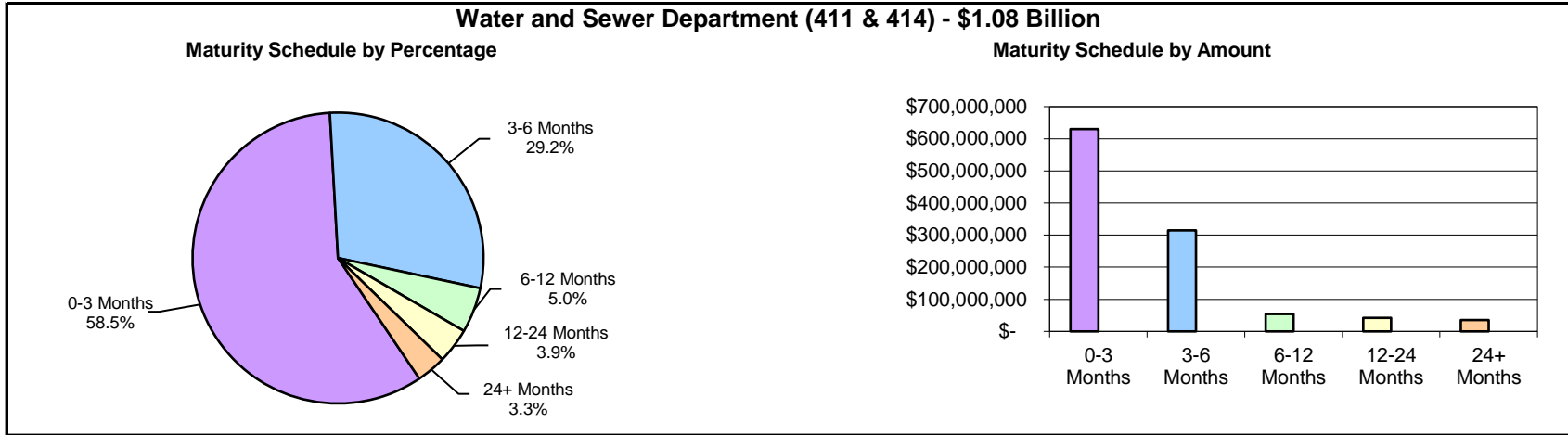


Note: Graphs above do not include miscellaneous funds totaling \$946 million and representing 9.1% of the portfolio:
 Seaport (Fund 110) \$404 million
 Public Housing & Community Development (Fund 300) \$526 million
 Clerk of Court (Funds 511,522,555,566) \$16 million

Miami-Dade County Maturity Breakdown March 31, 2024

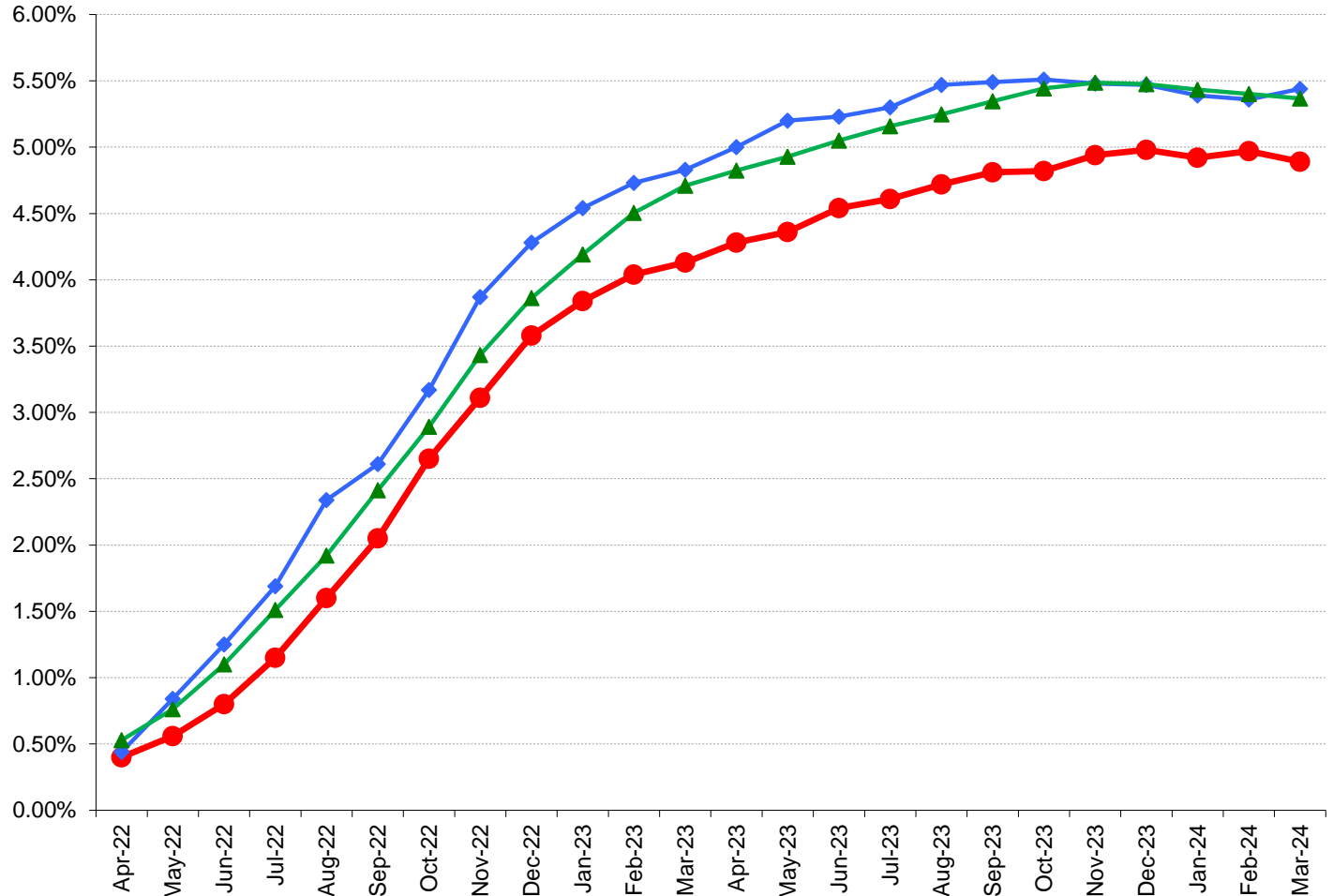


Miami-Dade County Maturity Breakdown March 31, 2024



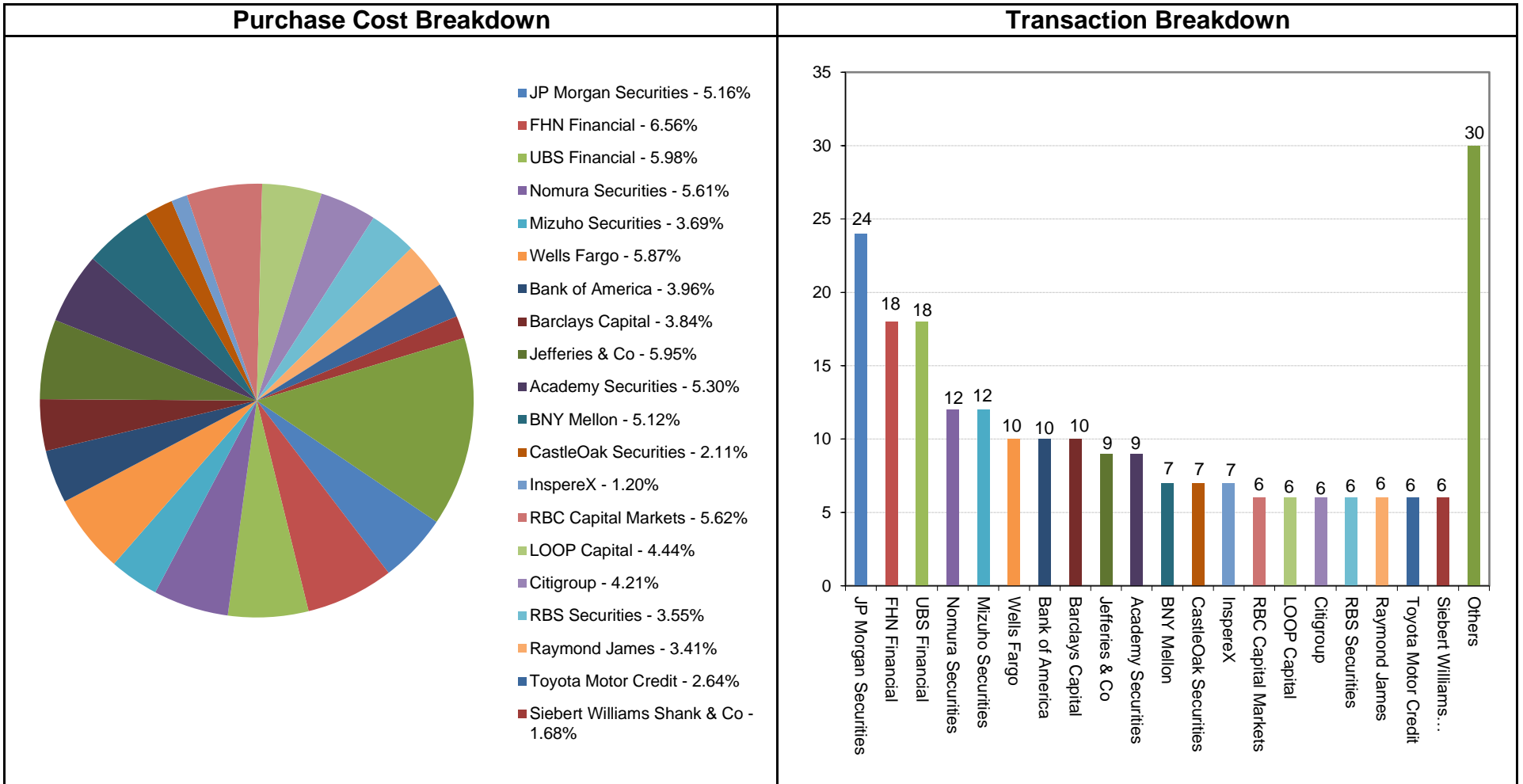
Note: Graphs above do not include miscellaneous funds totaling \$946 million and representing 9.1% of the portfolio:
 Seaport (Fund 110) \$404 million
 Public Housing & Community Development (Fund 300) \$526 million
 Clerk of Court (Funds 511,522,555,566) \$16 million

**Miami-Dade County
Benchmark Comparisons
March 31, 2024**



● Miami-Dade - Earned Income Yield	0.40%	0.56%	0.80%	1.15%	1.60%	2.05%	2.65%	3.11%	3.58%	3.84%	4.04%	4.13%	4.28%	4.36%	4.54%	4.61%	4.72%	4.81%	4.82%	4.94%	4.98%	4.92%	4.97%	4.89%
◆ Monthly Avg - Florida SBA Pool	0.44%	0.84%	1.25%	1.69%	2.34%	2.61%	3.17%	3.87%	4.28%	4.54%	4.73%	4.83%	5.00%	5.20%	5.23%	5.30%	5.47%	5.49%	5.51%	5.48%	5.47%	5.39%	5.36%	5.44%
▲ 6-Month Avg of 6-Mo T-Bill	0.53%	0.76%	1.10%	1.51%	1.92%	2.41%	2.89%	3.43%	3.86%	4.19%	4.51%	4.71%	4.82%	4.93%	5.05%	5.16%	5.25%	5.35%	5.44%	5.49%	5.48%	5.43%	5.40%	5.37%

Miami-Dade County Broker Purchase Distribution March 31, 2024





Detail Security Holdings Report

For the Period Ended

March 31, 2024



EOM - REPORT WRITER
Investment Inventory
Sorted by Fund
March 31, 2024

CUSIP	Investment #	Fund Number	Issuer	Purchase Date	Cur Rate	Par Value	Book Value	Market Value	Pur Accr Interest	Accrued Interest	Maturity Date	Call Date	Purchase Price	YTM	YTC	YTW	Unrealized G/L
WACHOVMM7	151194	108	Wells Fargo Interest Bearing Acct		1.080	3,887,061.65	3,887,061.65	3,887,061.65	0.00	3,557.58			100.000	1.080		1.080	0.00
825252885	181010	108	Invesco Money Market Fund		5.240	0.00	0.00	0.00	0.00	0.00			100.000	5.240		5.240	0.00
31607A703	170623	108	Fidelity Money Market Fund	10/1/2022	5.250	125,000,000.00	125,000,000.00	125,000,000.00	0.00	651,766.80			100.000	5.250		5.250	0.00
09248U700	182950	108	BlackRock Money Market Fund	10/1/2022	5.197	0.00	0.00	0.00	0.00	0.00			100.000	5.197		5.197	0.00
4812C0670	182951	108	J.P. Morgan Money Market Fund	10/1/2022	5.196	0.00	0.00	0.00	0.00	0.00			100.000	5.196		5.196	0.00
89233GD11	191656	108	Toyota Comm Paper	12/4/2023	5.410	50,000,000.00	49,105,847.22	49,763,450.00	0.00	894,152.78	4/1/2024		98.212	5.585		5.585	657,602.78
89233GD11	191735	108	Toyota Comm Paper	12/11/2023	5.420	15,000,000.00	14,747,066.67	14,929,035.00	0.00	252,933.33	4/1/2024		98.314	5.590		5.590	181,968.33
3130AXPV4	191339	108	FHLB Bullet	11/1/2023	5.480	40,000,000.00	40,000,000.00	39,990,760.00	0.00	913,333.33	4/1/2024		100.000	5.480		5.480	(9,240.00)
313384VA4	190618	108	FHLB Disc Note	8/2/2023	5.215	49,200,000.00	47,468,098.50	48,970,629.60	0.00	1,731,901.50	4/1/2024		96.480	5.486		5.486	1,502,531.10
313396VA8	191673	108	FHLMC Disc Note	12/4/2023	5.190	49,930,000.00	49,073,409.24	49,697,226.34	0.00	856,590.76	4/1/2024		98.284	5.281		5.281	641,994.67
48306AD46	192034	108	Kaiser Comm Paper	1/12/2024	5.300	5,000,000.00	4,938,902.78	4,994,770.00	0.00	58,888.89	4/4/2024		98.778	5.440		5.440	55,867.22
98459RD49	191990	108	Yale Univ Comm Paper	1/9/2024	5.340	45,000,000.00	44,425,935.00	44,953,470.00	0.00	554,039.48	4/4/2024		98.724	5.484		5.484	527,535.00
46640PD59	190449	108	J.P. Morgan Comm Paper	7/12/2023	5.550	16,000,000.00	15,338,933.33	15,980,928.00	0.00	651,200.00	4/5/2024		95.868	5.816		5.816	641,994.67
89233GD52	191129	108	Toyota Comm Paper	10/4/2023	5.570	30,000,000.00	29,145,933.33	29,964,720.00	0.00	835,500.00	4/5/2024		97.153	5.811		5.811	818,786.67
313384VE6	192046	108	FHLB Disc Note	11/17/2024	5.210	22,500,000.00	22,242,756.25	22,474,102.50	0.00	244,218.75	4/5/2024		98.857	5.270		5.270	231,346.25
3130AVK92	189637	108	FHLB Callable Bond	4/5/2023	5.000	10,000,000.00	10,000,000.00	9,999,600.00	0.00	244,444.44	4/5/2024		100.000	5.000		5.000	(400.00)
313588VH5	192300	108	FNMA Disc Note	2/16/2024	5.165	37,000,000.00	36,723,959.44	36,941,429.00	0.00	238,881.25	4/8/2024		99.254	5.204		5.204	217,469.56
48306ADA2	192249	108	Kaiser Comm Paper	2/13/2024	5.320	18,155,000.00	18,002,074.38	18,119,688.52	0.00	128,779.47	4/10/2024		99.158	5.440		5.440	117,614.14
313312VK3	191329	108	FFCB Disc Note	10/31/2023	5.320	15,000,000.00	14,640,900.00	14,971,935.00	0.00	339,150.00	4/10/2024		97.606	5.450		5.450	331,035.00
313312VM9	191913	108	FFCB Disc Note	12/28/2023	5.210	50,000,000.00	49,232,972.22	49,892,100.00	0.00	687,430.56	4/12/2024		98.466	5.291		5.291	659,127.78
313312VS6	191396	108	FFCB Disc Note	11/8/2023	5.270	5,000,000.00	4,882,156.94	4,985,610.00	0.00	106,131.95	4/17/2024		97.643	5.397		5.397	103,453.06
3130AVLQ3	189722	108	FHLB Callable Bond	4/17/2023	5.000	9,000,000.00	9,000,000.00	8,998,605.00	0.00	205,000.00	4/17/2024		100.000	5.000		5.000	(1,395.00)
313396VT7	192691	108	FHLMC Disc Note	3/27/2024	5.200	40,000,000.00	39,872,888.89	39,879,120.00	0.00	28,888.89	4/18/2024		99.682	5.217		5.217	6,231.11
912796CX5	191609	108	U.S. Treasury Bill	11/29/2023	5.173	49,600,000.00	48,595,058.53	49,476,694.40	0.00	883,778.31	4/18/2024		97.974	5.353		5.353	881,635.87
313312VU1	191395	108	FFCB Disc Note	11/8/2023	5.270	20,000,000.00	19,522,772.22	19,936,680.00	0.00	424,527.78	4/19/2024		97.614	5.399		5.399	413,907.78
3130AVRG9	189788	108	FHLB Callable Bond	4/21/2023	5.300	6,000,000.00	6,000,000.00	5,999,766.00	0.00	141,333.33	4/19/2024		100.000	5.300		5.300	(234.00)
912797HG5	191436	108	U.S. Treasury Bill	11/14/2023	5.212	37,895,000.00	37,000,655.68	37,762,178.03	0.00	762,661.72	4/25/2024		97.640	5.413		5.413	761,522.35
3130AVPN6	189811	108	FHLB Callable Bond	4/26/2023	5.120	4,500,000.00	4,500,000.00	4,499,293.50	0.00	99,200.00	4/26/2024		100.000	5.120		5.120	(706.50)
313384WE5	191561	108	FHLB Disc Note	11/27/2023	5.240	49,500,000.00	48,390,430.00	49,272,102.00	0.00	907,830.00	4/29/2024		97.758	5.360		5.360	881,672.00
313588WG6	191758	108	FNMA Disc Note	12/13/2023	5.140	27,000,000.00	26,460,300.00	26,866,890.00	0.00	424,050.00	5/1/2024		98.001	5.245		5.245	406,590.00
78009AE34	190669	108	RBC Comm Paper	8/8/2023	5.540	17,000,000.00	16,296,266.11	16,909,220.00	0.00	620,018.33	5/3/2024		95.860	5.805		5.805	612,953.89
89233GE36	191931	108	Toyota Comm Paper	1/2/2024	5.340	48,980,000.00	48,093,625.27	48,719,818.24	0.00	653,883.00	5/3/2024		98.190	5.514		5.514	626,192.97
313384WJ4	191330	108	FHLB Disc Note	10/31/2023	5.295	8,000,000.00	7,782,316.67	7,958,240.00	0.00	180,030.00	5/3/2024		97.279	5.503		5.503	175,923.33
3135GAHE4	189874	108	FNMA Callable Bond	5/3/2023	5.200	14,000,000.00	14,000,000.00	13,999,342.00	0.00	299,288.89	5/3/2024		100.000	5.200		5.200	(658.00)
3135G07B3	189875	108	FNMA Callable Bond	5/3/2023	5.220	5,500,000.00	5,500,000.00	5,499,835.00	0.00	118,030.00	5/3/2024		100.000	5.220		5.220	(165.00)
3135G07B3	189888	108	FNMA Callable Bond	5/3/2023	5.220	4,500,000.00	4,500,000.00	4,499,865.00	0.00	96,570.00	5/3/2024		100.000	5.220		5.220	(135.00)
313588WM3	191682	108	FNMA Disc Note	12/5/2023	5.135	49,950,000.00	48,859,903.69	49,667,532.75	0.00	840,727.87	5/6/2024		97.818	5.250		5.250	807,629.06
912797HQ3	191859	108	U.S. Treasury Bill	12/20/2023	5.129	49,960,000.00	48,956,433.08	49,682,122.48	0.00	733,102.08	5/9/2024		97.991	5.307		5.307	725,689.40
313384WR6	191562	108	FHLB Disc Note	11/27/2023	5.220	35,000,000.00	34,162,625.00	34,781,775.00	0.00	639,450.00	5/10/2024		97.608	5.348		5.348	619,150.00
313588WU5	191672	108	FNMA Disc Note	12/4/2023	5.110	49,940,000.00	48,798,718.41	49,606,900.20	0.00	843,555.96	5/13/2024		97.715	5.230		5.230	808,181.79
78009AEE0	192001	108	RBC Comm Paper	11/10/2024	5.310	25,000,000.00	24,539,062.50	24,825,700.00	0.00	302,375.00	5/14/2024		98.156	5.485		5.485	286,637.50
313396WX7	191945	108	FHLMC Disc Note	1/3/2024	5.060	48,950,000.00	48,028,053.94	48,602,210.25	0.00	612,337.31	5/16/2024		98.117	5.157		5.157	574,156.31
313384WY1	191961	108	FHLB Disc Note	1/4/2024	5.120	49,980,000.00	49,027,492.27	49,617,645.00	0.00	625,527.46	5/17/2024		98.094	5.219		5.219	590,152.73
313384XB0	191003	108	FHLB Disc Note	9/20/2023	5.265	49,850,000.00	48,078,393.31	49,466,902.75	0.00	1,414,369.13	5/20/2024		96.446	5.510		5.510	1,388,509.44
3135GAGV5	189790	108	FNMA Callable Bond	4/21/2023	5.260	6,500,000.00	6,500,000.00	6,495,814.00	0.00	151,955.56	5/20/2024	4/21/2024	100.000	5.264	5.260	5.260	(4,186.00)
912797HR1	191584	108	U.S. Treasury Bill	11/28/2023	5.228	49,500,000.00	48,227,757.19	49,124,691.00	0.00	898,476.56	5/23/2024		97.430	5.440		5.440	896,933.81
313384XK0	191771	108	FHLB Disc Note	12/14/2023	5.075	49,600,000.00	48,439,291.11	49,161,288.00	0.00	762,152.22	5/28/2024		97.660	5.197		5.197	721,996.89
313312XN5	191830	108	FFCB Disc Note	12/18/2023	5.100	40,000,000.00	39,065,000.00	39,628,800.00	0.00	595,000.00	5/31/2024		97.663	5.222		5.222	563,800.00
313384XN4	191643	108	FHLB Disc Note	12/1/2023	5.192	49,930,000.00	48,619,415.17	49,466,649.60	0.00	878,523.90	5/31/2024		97.375	5.332		5.332	847,234.43
313396XR9	191589	108	FHLMC Disc Note	11/28/2023	5.145	49,000,000.00	47,683,451.67	48,528,963.00	0.00	875,364.58	6/3/2024		97.313	5.345		5.345	845,511.33
3130AYDW3	191979	108	FHLB Bullet	1/5/2024	5.230	20,000,000.00	20,000,000.00	20,001,840.00	0.00	252,783.33	6/4/2024		100.000	5.230		5.230	1,840.00
313312XS4	191831	108	FFCB Disc Note	12/18/2023	5.100	50,000,000.00	48,802,916.67	49,512,200.00	0.00	743,750.00	6/4/2024		97.606	5.225		5.225	709,283.33
3130AXYY8																	

EOM - REPORT WRITER
Investment Inventory
Sorted by Fund
March 31, 2024

CUSIP	Investment #	Fund Number	Issuer	Purchase Date	Cur Rate	Par Value	Book Value	Market Value	Pur Accr Interest	Accrued Interest	Maturity Date	Call Date	Purchase Price	YTM	YTC	YTW	Unrealized G/L
912797FS1	191833	108	U.S. Treasury Bill	12/18/2023	5.095	35,000,000.00	34,118,281.94	34,629,840.00	0.00	520,114.59	6/13/2024		97.481	5.299		5.299	511,558.06
3130AWEL0	190224	108	FHLLB Bullet	6/14/2023	5.200	20,000,000.00	20,000,000.00	19,992,680.00	0.00	309,111.11	6/14/2024		100.000	5.200		5.200	(7,320.00)
313384YC7	191839	108	FHLLB Disc Note	12/19/2023	5.090	50,000,000.00	48,741,638.89	49,440,450.00	0.00	735,222.22	6/14/2024		97.483	5.221		5.221	698,811.11
78009AFH2	191021	108	RBC Comm Paper	9/21/2023	5.620	28,000,000.00	26,819,800.00	27,666,660.00	0.00	843,624.44	6/17/2024		95.785	5.893		5.893	846,860.00
313384YF0	191892	108	FHLLB Disc Note	12/26/2023	5.000	50,000,000.00	48,791,666.67	49,418,950.00	0.00	673,611.11	6/17/2024		97.583	5.124		5.124	627,283.33
98459RFJ4	192308	108	Yale Univ Comm Paper	2/20/2024	5.320	15,000,000.00	14,736,210.00	14,817,795.00	0.00	90,885.63	6/18/2024		98.241	5.491		5.491	81,585.00
313312YJ3	191899	108	FFCB Disc Note	12/27/2023	5.070	50,000,000.00	48,760,666.67	49,397,400.00	0.00	676,000.00	6/20/2024		97.521	5.199		5.199	636,733.33
313312YN4	191914	108	FFCB Disc Note	12/28/2023	5.060	25,000,000.00	24,371,013.89	24,684,350.00	0.00	333,819.44	6/24/2024		97.484	5.191		5.191	313,336.11
313384YN3	191620	108	FHLLB Disc Note	11/30/2023	5.100	49,900,000.00	48,436,682.50	49,269,962.60	0.00	869,507.50	6/24/2024		97.068	5.332		5.332	833,280.10
5255M4FT4	192193	108	Leland Stanford Comm Paper	2/2/2024	5.250	17,553,000.00	17,179,267.38	17,312,576.56	0.00	151,028.94	6/27/2024		97.871	5.439		5.439	133,309.18
912796Y45	191917	108	U.S. Treasury Bill	12/28/2023	5.055	49,980,000.00	48,702,719.62	49,349,802.18	0.00	666,712.29	6/27/2024		97.444	5.260		5.260	647,082.56
313384YS2	191670	108	FHLLB Disc Note	12/4/2023	5.085	49,960,000.00	48,499,232.05	49,300,577.96	0.00	839,765.15	6/28/2024		97.076	5.316		5.316	801,345.91
313384YV5	191624	108	FHLLB Disc Note	11/30/2023	5.100	49,400,000.00	47,902,356.67	48,733,198.80	0.00	860,795.00	7/1/2024		96.968	5.335		5.335	830,842.13
313384YV5	191639	108	FHLLB Disc Note	12/1/2023	5.095	50,000,000.00	48,492,729.17	49,325,100.00	0.00	863,319.44	7/1/2024		96.985	5.329		5.329	832,370.83
313384YV5	191671	108	FHLLB Disc Note	12/4/2023	5.075	49,950,000.00	48,471,271.88	49,275,774.90	0.00	837,945.93	7/1/2024		97.040	5.307		5.307	804,503.02
313384YV5	191832	108	FHLLB Disc Note	12/18/2023	5.010	33,000,000.00	32,099,870.00	32,554,566.00	0.00	482,212.50	7/1/2024		97.272	5.232		5.232	454,696.00
313384YV5	191844	108	FHLLB Disc Note	12/19/2023	5.025	49,860,000.00	48,502,873.13	49,186,989.72	0.00	723,801.00	7/1/2024		97.278	5.247		5.247	684,116.59
3130AYDM5	191978	108	FHLLB Bullet	1/5/2024	5.180	35,000,000.00	35,000,000.00	35,001,890.00	0.00	438,141.67	7/3/2024		100.000	5.180		5.180	1,890.00
912796Y52	191962	108	U.S. Treasury Bill	1/4/2024	5.053	48,000,000.00	46,767,190.00	47,342,928.00	0.00	592,826.67	7/5/2024		97.432	5.257		5.257	575,738.00
313384ZE2	192019	108	FHLLB Disc Note	1/11/2024	5.040	14,000,000.00	13,645,240.00	13,793,122.00	0.00	158,760.00	7/10/2024		97.466	5.171		5.171	147,882.00
313312ZF0	190448	108	FFCB Disc Note	7/12/2023	5.120	20,000,000.00	18,961,777.60	19,701,620.00	0.00	750,933.46	7/11/2024		94.809	5.417		5.417	739,842.40
3134GXE59	187204	108	FHLLMC Callable Bond	7/12/2022	3.150	35,000,000.00	35,000,000.00	34,773,935.00	0.00	241,937.50	7/12/2024		100.000	3.150		3.150	(226,065.00)
313384ZK8	191756	108	FHLLB Disc Note	12/12/2023	5.130	30,000,000.00	29,080,875.00	29,535,390.00	0.00	470,250.00	7/15/2024		96.936	5.368		5.368	454,515.00
79584RGG7	191964	108	Salvation Army Comm Paper	1/4/2024	5.200	16,554,000.00	16,090,120.13	16,090,120.13	0.00	210,419.73	7/16/2024		97.198	5.416		5.416	0.00
313312ZL7	191838	108	FFCB Disc Note	12/19/2023	5.010	50,000,000.00	48,538,750.00	49,218,550.00	0.00	723,666.67	7/16/2024		97.078	5.237		5.237	679,800.00
3130AYAH9	191862	108	FHLLB Bullet	12/20/2023	5.210	40,000,000.00	40,000,000.00	40,001,440.00	0.00	596,255.56	7/22/2024		100.000	5.210		5.210	1,440.00
3130AYBV7	191898	108	FHLLB Bullet	12/27/2023	5.110	50,000,000.00	50,000,000.00	49,991,550.00	0.00	667,138.89	7/26/2024		100.000	5.117		5.117	(8,450.00)
313384ZZ5	191916	108	FHLLB Disc Note	12/28/2023	4.890	49,960,000.00	48,507,746.07	49,086,899.04	0.00	644,692.17	7/29/2024		97.093	5.109		5.109	579,152.97
912797JU2	192175	108	U.S. Treasury Bill	2/1/2024	5.000	30,000,000.00	29,241,666.60	29,474,490.00	0.00	250,000.02	8/1/2024		97.472	5.201		5.201	232,823.40
912797JU2	192176	108	U.S. Treasury Bill	2/1/2024	5.001	30,000,000.00	29,241,590.70	29,474,490.00	0.00	250,025.04	8/1/2024		97.472	5.202		5.202	232,899.30
313384A82	191893	108	FHLLB Disc Note	12/26/2023	4.880	49,990,000.00	48,478,857.84	49,072,083.62	0.00	657,312.96	8/5/2024		96.977	5.102		5.102	593,225.78
89233GH74	192239	108	Toyota Comm Paper	2/12/2024	5.140	25,000,000.00	24,368,208.33	24,516,925.00	0.00	174,902.78	8/7/2024		97.473	5.347		5.347	148,716.67
3130AYBW5	191902	108	FHLLB Bullet	12/27/2023	5.100	48,000,000.00	48,000,000.00	47,988,576.00	0.00	639,200.00	8/9/2024		100.000	5.109		5.109	(11,424.00)
313384B73	191915	108	FHLLB Disc Note	12/28/2023	4.860	49,970,000.00	48,431,923.40	49,003,030.53	0.00	640,865.25	8/12/2024		96.922	5.082		5.082	571,107.13
3134GXG73	187427	108	FHLLMC Callable Bond	8/12/2022	4.100	25,000,000.00	25,000,000.00	24,872,625.00	0.00	139,513.89	8/12/2024	4/12/2024	100.000	4.100	4.900	4.100	(127,375.00)
313384C98	191900	108	FHLLB Disc Note	12/27/2023	4.840	49,800,000.00	48,199,815.33	48,765,952.80	0.00	642,752.00	8/22/2024		96.787	5.065		5.065	566,137.47
313384D22	191904	108	FHLLB Disc Note	12/27/2023	4.845	45,000,000.00	43,546,500.00	44,059,275.00	0.00	581,400.00	8/23/2024		96.770	5.070		5.070	512,775.00
3130AWZV5	190831	108	FHLLB Bullet	8/28/2023	5.380	35,000,000.00	35,000,000.00	35,011,225.00	0.00	172,608.33	8/28/2024		100.000	5.380		5.380	11,025.00
79584RJ66	191734	108	Salvation Army Comm Paper	12/11/2023	5.300	17,000,000.00	16,324,250.00	16,324,250.00	0.00	280,311.11	9/6/2024		96.025	5.546		5.546	0.00
3130AYEB8	191984	108	FHLLB Bullet	1/8/2024	5.080	48,000,000.00	48,000,000.00	47,979,408.00	0.00	562,186.67	9/6/2024		100.000	5.090		5.090	(20,592.00)
3130AXAH1	190994	108	FHLLB Bullet	9/19/2023	5.430	6,000,000.00	5,999,725.42	6,002,892.00	0.00	16,290.00	9/13/2024		99.990	5.439		5.439	3,166.58
3130AWXW5	190784	108	FHLLB Bullet	8/22/2023	5.330	16,200,000.00	16,199,294.38	16,201,296.00	0.00	26,383.50	9/20/2024		99.990	5.344		5.344	2,001.62
313384G60	191903	108	FHLLB Disc Note	12/27/2023	4.785	46,000,000.00	44,361,403.33	44,867,664.00	0.00	586,960.00	9/20/2024		96.438	5.015		5.015	506,260.67
313384G94	191895	108	FHLLB Disc Note	12/26/2023	4.770	40,000,000.00	38,558,400.00	38,998,600.00	0.00	514,100.00	9/23/2024		96.396	5.001		5.001	440,200.00
313384H44	191926	108	FHLLB Disc Note	12/29/2023	4.770	49,600,000.00	47,812,416.00	48,337,432.00	0.00	617,768.00	9/26/2024		96.396	5.001		5.001	525,016.00
313384H51	191894	108	FHLLB Disc Note	12/26/2023	4.770	48,000,000.00	46,244,640.00	46,771,440.00	0.00	616,920.00	9/27/2024		96.343	5.002		5.002	526,800.00
3134GWVJ2	182357	108	FHLLMC Callable Bond	9/30/2020	0.400	10,000,000.00	10,000,000.00	9,766,930.00	0.00	111.11	9/30/2024		100.000	0.400		0.400	(233,070.00)
3134GWVX0	182359	108	FHLLMC Callable Bond	9/30/2020	0.400	30,000,000.00	30,000,000.00	29,288,130.00	0.00	333.33	9/30/2024		100.000	0.400		0.400	(711,870.00)
3130AYAJ5	191861	108	FHLLB Bullet	12/20/2023	5.050	40,000,000.00	40,000,000.00	40,000,640.00	0.00	566,722.22	10/1/2024		100.000	5.060		5.060	640.00
3130AYBU9	191901	108	FHLLB Bullet	12/27/2023	4.970	49,000,000.00	49,000,000.00	48,981,625.00	0.00	635,883.89	10/1/2024		100.000	4.980		4.980	(18,375.00)
3130AYFZ4	192016	108	FHLLB Bullet	1/11/2024	5.000	30,000,000.00	30,000,000.00	29,993,160.00	0.00	333,333.33	10/1/2024		100.000	5.011		5.011	(6,840.00)
3130AYGJ9	192017	108	FHLLB Bullet	1/11/2024	5.000	25,000,000.00	24,997,923.08	24,994,150.00	0.00	277,777.78	10/1/2024		99.988	5.028		5.028	(3,773.08)
313384H93	192045	108	FHLLB Disc Note	1/17/2024	4.780	49,800,000.00	48,094,018.00	48,509,184.00	0.00	495,925.00	10/1/2024		96.574	4.995		4.995	415,166.00
313384H93	192079	108	FHLLB Disc Note	1/19/2024	4.810	30,000,000.00	28,973,866.67	29,222,400.00	0.00	292,608.33	10/1/2024		96.580	5.026		5.026	248,533.33
3133EPX83	192085	108	FFCB Bullet	1/22/2024	5.000	45,000,000.00	45,015,492.00	44,984,055.00	18,750.00	450,000.00	10/2/2024		99.990	5.025		5.025	(31,437.00)
3133EPX83	192133	108	FFCB Bullet	1/26/2024	5.000	40,000,000.00	40,038,888.89	40,008,048.89	38,888.89	400							

EOM - REPORT WRITER
Investment Inventory
Sorted by Fund
March 31, 2024

CUSIP	Investment #	Fund Number	Issuer	Purchase Date	Cur Rate	Par Value	Book Value	Market Value	Pur Accr Interest	Accrued Interest	Maturity Date	Call Date	Purchase Price	YTM	YTC	YTW	Unrealized G/L
3130AXEU8	191116	108	FHLB Bullet	10/3/2023	5.440	30,000,000.00	30,000,000.00	30,057,540.00	0.00	806,933.33	10/3/2024		100.000	5.440		5.440	57,540.00
313384J42	191927	108	FHLB Disc Note	12/29/2023	4.750	26,000,000.00	25,039,444.44	25,315,264.00	0.00	322,472.22	10/4/2024		96.306	4.982		4.982	275,819.56
313384J23	192093	108	FHLB Disc Note	1/23/2024	4.835	11,000,000.00	10,623,272.92	10,710,304.00	0.00	11,001,977.92	10/4/2024		96.575	5.053		5.053	87,031.08
313384J75	192333	108	FHLB Disc Note	2/22/2024	5.015	40,000,000.00	38,729,533.33	38,929,920.00	0.00	217,316.67	10/7/2024		96.824	5.232		5.232	200,386.67
3133EPYB5	191163	108	FFCB Bullet	10/10/2023	5.500	23,295,000.00	23,295,000.00	23,323,303.43	0.00	608,581.88	10/10/2024		100.000	5.500		5.500	28,303.43
3130AVLB6	189665	108	FHLB Callable Bond	4/10/2023	5.000	8,000,000.00	8,000,000.00	7,997,208.00	0.00	190,000.00	10/10/2024		100.000	5.000		5.000	(2,792.00)
3130AXKX5	191262	108	FHLB Bullet	10/20/2023	5.480	25,000,000.00	25,000,000.00	25,051,575.00	0.00	612,694.44	10/18/2024		100.000	5.480		5.480	51,575.00
3130AXBE7	191033	108	FHLB Bullet	9/22/2023	5.420	17,000,000.00	17,000,000.00	17,029,002.00	0.00	406,951.67	10/22/2024		100.000	5.425		5.425	29,002.00
3130AXBE7	191034	108	FHLB Bullet	9/22/2023	5.420	25,000,000.00	25,000,000.00	25,042,650.00	0.00	598,458.33	10/22/2024		100.000	5.425		5.425	42,650.00
313384L98	192368	108	FHLB Disc Note	2/28/2024	5.005	6,200,000.00	5,993,126.67	6,018,668.60	0.00	28,445.08	10/25/2024		96.663	5.228		5.228	25,541.93
3133EPA70	191388	108	FFCB Bullet	11/7/2023	5.375	15,000,000.00	15,012,547.67	15,031,932.50	13,437.50	335,937.50	11/1/2024		99.990	5.384		5.384	19,384.83
3130AYUA2	192209	108	FHLB Bullet	2/7/2024	5.030	30,000,000.00	30,000,000.00	29,989,950.00	0.00	226,350.00	11/7/2024		100.000	5.040		5.040	(10,050.00)
3130AYXD3	192247	108	FHLB Bullet	2/13/2024	5.000	30,000,000.00	30,000,000.00	29,975,790.00	0.00	200,000.00	11/13/2024		100.000	5.010		5.010	(24,210.00)
89233GLF1	192538	108	Toyota Comm Paper	3/20/2024	5.200	10,000,000.00	9,653,333.33	9,670,730.00	0.00	17,333.33	11/15/2024		96.533	5.426		5.426	17,396.67
3130AVVG4	189965	108	FHLB Callable Bond	5/15/2023	5.300	12,000,000.00	12,000,000.00	11,981,400.00	0.00	240,266.67	11/15/2024	5/15/2024	100.000	5.300	5.300	5.300	(18,600.00)
3130B03F4	192307	108	FHLB Bullet	2/20/2024	5.070	28,000,000.00	28,000,000.00	27,990,704.00	0.00	161,676.67	11/20/2024		100.000	5.081		5.081	(9,296.00)
3134GY3S9	189976	108	FHLMC Callable Bond	5/16/2023	5.360	13,000,000.00	13,000,000.00	12,998,037.00	0.00	249,686.67	11/22/2024	5/22/2024	100.000	5.359	5.360	5.359	(1,963.00)
313384R27	192362	108	FHLB Disc Note	2/27/2024	4.960	42,000,000.00	40,414,453.33	40,590,900.00	0.00	196,746.67	11/27/2024		96.225	5.197		5.197	176,446.67
89233GLV6	192408	108	Toyota Comm Paper	3/5/2024	5.150	40,000,000.00	38,460,722.22	38,609,360.00	0.00	154,500.00	11/29/2024		96.152	5.384		5.384	148,637.78
313384R43	192363	108	FHLB Disc Note	2/27/2024	4.960	16,000,000.00	15,391,573.33	15,458,800.00	0.00	74,951.11	11/29/2024		96.197	5.198		5.198	67,226.67
313384R76	192380	108	FHLB Disc Note	2/29/2024	4.910	25,000,000.00	24,055,506.94	24,154,450.00	0.00	109,111.11	12/2/2024		96.222	5.153		5.153	98,943.06
313384T25	192537	108	FHLB Disc Note	3/20/2024	4.945	49,000,000.00	47,196,173.89	47,269,467.00	0.00	80,768.33	12/13/2024		96.319	5.190		5.190	73,293.11
78009AMJ0	192690	108	RBC Comm Paper	3/27/2024	5.100	46,800,000.00	45,036,420.00	45,027,543.60	0.00	33,150.00	12/18/2024		96.232	5.329		5.329	(8,876.40)
3135GAKY6	191925	108	FNMA Callable Bond	12/29/2023	5.300	25,000,000.00	25,000,000.00	24,991,325.00	0.00	338,611.11	12/27/2024	6/27/2024	100.000	5.300	5.299	5.299	(8,675.00)
3134GWXG6	182389	108	FHLMC Callable Bond	10/2/2020	0.430	13,950,000.00	13,950,000.00	13,466,660.40	0.00	166.63	12/30/2024		100.000	0.430		0.430	(483,339.60)
3130B0DL0	192409	108	FHLB Bullet	3/5/2024	5.100	30,000,000.00	30,000,000.00	30,011,760.00	0.00	110,500.00	1/3/2025		100.000	5.109		5.109	11,760.00
3133EPM51	191754	108	FFCB Bullet	12/13/2023	5.000	25,000,000.00	24,990,117.19	24,967,025.00	0.00	291,666.67	1/7/2025		99.945	5.057		5.057	(23,092.19)
3133EPM51	191755	108	FFCB Bullet	12/13/2023	5.000	30,000,000.00	29,991,806.25	29,960,430.00	0.00	350,000.00	1/7/2025		99.962	5.041		5.041	(31,376.25)
313313AG3	192500	108	FFCB Disc Note	3/14/2024	4.870	15,000,000.00	14,393,279.17	14,425,245.00	0.00	36,525.00	1/7/2025		95.955	5.114		5.114	31,965.83
3135GAL74	192002	108	FNMA Callable Bond	1/10/2024	5.140	10,000,000.00	10,000,000.00	9,975,320.00	0.00	115,650.00	1/10/2025	7/10/2024	100.000	5.140		5.140	(24,680.00)
3130AYZ66	192273	108	FHLB Bullet	2/15/2024	5.010	13,000,000.00	13,000,000.00	12,994,306.00	0.00	83,221.67	1/15/2025		100.000	5.015		5.015	(5,694.00)
3130AYZ90	192263	108	FHLB Bullet	2/14/2024	5.000	34,500,000.00	34,500,000.00	34,476,678.00	0.00	225,208.33	2/14/2025		100.000	5.000		5.000	(23,322.00)
3130AYZ82	192274	108	FHLB Callable Bond	2/15/2024	5.300	12,000,000.00	12,000,000.00	11,975,040.00	0.00	81,266.67	2/14/2025	5/14/2024	100.000	5.300		5.300	(24,960.00)
3134GYJ29	192061	108	FHLMC Callable Bond	1/18/2024	5.150	10,000,000.00	9,994,323.83	9,987,530.00	0.00	67,236.11	2/14/2025	5/14/2024	99.930	5.214	5.268	5.214	(6,793.83)
313313CC0	192692	108	FFCB Disc Note	3/27/2024	4.820	11,000,000.00	10,513,983.33	10,518,475.00	0.00	7,363.89	2/20/2025		95.582	5.066		5.066	4,491.67
3130B06G9	192354	108	FHLB Bullet	2/26/2024	5.000	20,000,000.00	19,996,515.28	19,978,260.00	0.00	97,222.22	2/26/2025		99.981	5.020		5.020	(18,255.28)
3130B06G9	192355	108	FHLB Bullet	2/26/2024	5.000	15,000,000.00	14,993,472.92	14,983,695.00	0.00	72,916.67	2/26/2025		99.952	5.050		5.050	(9,777.92)
3134GYL83	191924	108	FHLMC Callable Bond	12/28/2023	5.450	16,000,000.00	16,000,000.00	15,997,952.00	0.00	72,666.67	2/28/2025	6/1/2024	100.000	5.443	5.451	5.443	(2,048.00)
3130B0D97	192401	108	FHLB Callable Bond	3/4/2024	5.160	15,000,000.00	15,000,000.00	14,985,720.00	0.00	58,050.00	3/4/2025	12/4/2024	100.000	5.160		5.160	(14,280.00)
3133EP4X0	192425	108	FFCB Bullet	3/6/2024	5.000	40,000,000.00	39,992,343.02	39,986,160.00	0.00	138,888.89	3/6/2025		99.979	5.021		5.021	(6,183.02)
3133EP4X0	192427	108	FFCB Bullet	3/6/2024	5.000	9,600,000.00	9,599,437.20	9,596,678.40	0.00	33,333.33	3/6/2025		99.994	5.007		5.007	(2,758.80)
3133EP4M4	192498	108	FFCB Bullet	3/14/2024	5.000	20,000,000.00	19,998,281.82	19,988,640.00	0.00	8,333.33	3/28/2025		99.991	5.011		5.011	(9,641.82)
46514BBF3	189663	108	State of Israel Jubilee Bonds	4/1/2023	4.940	20,000,000.00	20,000,000.00	19,978,660.00	0.00	411,441.10	4/1/2025		100.000	4.947		4.947	(21,340.00)
3134GYRZ7	189937	108	FHLMC Callable Bond	5/10/2023	5.300	13,000,000.00	13,000,000.00	12,979,759.00	0.00	271,772.22	5/9/2024		100.000	5.300	5.300	5.300	(20,241.00)
3130AW3V0	190037	108	FHLB Callable Bond	5/23/2023	5.420	10,000,000.00	10,000,000.00	9,975,080.00	0.00	192,711.11	5/23/2025	4/23/2024	100.000	5.420	5.425	5.420	(24,920.00)
3135GAMF5	192157	108	FNMA Callable Bond	1/31/2024	5.100	15,394,000.00	15,411,446.53	15,391,141.84	17,446.53	148,295.53	5/23/2025	7/23/2024	100.000	5.104		5.104	(20,304.69)
3135GAJ51	190377	108	FNMA Callable Bond	6/30/2023	5.550	10,000,000.00	10,000,000.00	10,032,140.00	0.00	144,916.67	6/27/2025	6/27/2024	100.000	5.550	5.550	5.550	32,140.00
3136G4XV0	181637	108	FNMA Callable Bond	6/30/2020	0.730	5,000,000.00	5,000,000.00	4,750,735.00	0.00	9,226.39	6/30/2025		100.000	0.730		0.730	(249,265.00)
3130AYYK6	192309	108	FHLB Callable Bond	2/20/2024	5.100	10,000,000.00	10,000,000.00	10,002,580.00	0.00	58,083.33	8/20/2025	8/20/2024	100.000	5.100		5.100	2,580.00
3134GWVB9	182342	108	FHLMC Callable Bond	9/29/2020	0.550	10,000,000.00	10,000,000.00	9,377,960.00	0.00	305.56	9/29/2025		100.000	0.550		0.550	(622,040.00)
3134GWVN3	182358	108	FHLMC Callable Bond	9/30/2020	0.600	25,000,000.00	25,000,000.00	23,445,675.00	0.00	416.67	9/30/2025		100.000	0.600		0.600	(1,554,325.00)
3134GWYS9	182496	108	FHLMC Callable Bond	10/15/2020	0.600	20,000,000.00	20,000,000.00	18,736,440.00	0.00	55,333.33	10/15/2025		100.000	0.600		0.600	(1,263,560.00)
3135GAM32	192062	108	FNMA Callable Bond	1/18/2024	5.125	12,000,000.00	12,000,000.00	11,986,464.00	0.00	124,708.33	10/17/2025	7/17/2024	100.000	5.130		5.130	(13,536.00)
3136G44U4	182530	108	FNMA Callable Bond	10/20/2020	0.500	25,000,000.00	25,000,000.00	23,316,200.00	0.00	55,902.78	10/20/2025		100.000	0.500		0.500	(1,683,800.00)
3134GWZV1	183771	108	FHLMC Callable Bond	2/18/2021	0.650	10,000,000.00	10,000,000.00	9,373,840.00	0.00	28,708.33	10/22/2025		100.000	0.650		0.650	(626,160.00)
3134GXK52	183597	108	FHLMC Callable Bond	1/29/2021													

EOM - REPORT WRITER
Investment Inventory
Sorted by Fund
March 31, 2024

CUSIP	Investment #	Fund Number	Issuer	Purchase Date	Cur Rate	Par Value	Book Value	Market Value	Pur Accr Interest	Accrued Interest	Maturity Date	Call Date	Purchase Price	YTM	YTC	YTW	Unrealized G/L
46514AL56	191350	108	State of Israel Jubilee Bonds	11/1/2023	5.280	25,000,000.00	25,000,000.00	24,849,150.00	0.00	551,208.79	11/1/2025		100.000	5.280		5.280	(150,850.00)
3130ALAA2	183830	108	FHLL Callable Bond	2/24/2021	0.560	7,000,000.00	7,000,000.00	6,516,125.00	0.00	4,028.89	11/24/2025		100.000	0.560		0.560	(483,875.00)
3135G06J7	183099	108	FNMA Callable Bond	12/10/2020	0.650	40,000,000.00	40,000,000.00	37,267,240.00	0.00	80,166.67	12/10/2025		100.000	0.650		0.650	(2,732,760.00)
3130AYB39	191886	108	FHLL Callable Bond	12/22/2023	5.400	8,000,000.00	8,000,000.00	7,998,216.00	0.00	118,800.00	12/22/2025	4/22/2024	100.000	5.400	5.353	5.353	(1,784.00)
3130AYB39	191922	108	FHLL Callable Bond	12/29/2023	5.400	11,000,000.00	11,011,550.00	11,009,097.00	11,550.00	163,350.00	12/22/2025	4/22/2024	100.000	5.399	5.347	5.347	(2,453.00)
3130AYCC8	191923	108	FHLL Callable Bond	12/29/2023	5.000	15,000,000.00	15,000,000.00	14,958,240.00	0.00	191,666.67	12/24/2025	9/24/2024	100.000	5.000		5.000	(41,760.00)
3130AYBL9	191896	108	FHLL Step-Up Bond	12/26/2023	5.250	7,000,000.00	7,000,000.00	6,995,506.00	0.00	96,979.17	12/26/2025	4/26/2024	100.000	5.616	5.205	5.205	(4,494.00)
3135G06Q1	183450	108	FNMA Callable Bond	1/13/2021	0.640	10,000,000.00	10,000,000.00	9,261,510.00	0.00	16,177.78	12/30/2025		100.000	0.640		0.640	(738,490.00)
3130AKLP9	183309	108	FHLL Step-Up Bond	12/30/2020	0.600	14,700,000.00	14,700,000.00	13,838,638.80	0.00	22,295.00	12/30/2025		100.000	0.425		0.425	(861,361.20)
3130AKLH7	183310	108	FHLL Step-Up Bond	12/30/2020	0.750	4,660,000.00	4,660,000.00	4,366,862.70	0.00	8,834.58	12/30/2025		100.000	0.900		0.490	(293,137.30)
3130AKLS3	183311	108	FHLL Step-Up Bond	12/30/2020	0.750	20,000,000.00	20,000,000.00	18,811,780.00	0.00	37,916.67	12/30/2025		100.000	0.500		0.500	(1,188,220.00)
3134GXKT0	183431	108	FHLLM Callable Bond	1/12/2021	0.550	25,000,000.00	25,000,000.00	23,173,700.00	0.00	30,173.61	1/12/2026		100.000	0.550		0.550	(1,826,300.00)
3130AKQ74	183537	108	FHLL Callable Bond	1/22/2021	0.625	20,000,000.00	20,000,000.00	18,545,540.00	0.00	23,958.33	1/22/2026		100.000	0.625		0.625	(1,454,460.00)
3130AKNR3	183547	108	FHLL Callable Bond	1/26/2021	0.560	15,000,000.00	15,000,000.00	13,886,685.00	0.00	15,166.67	1/26/2026		100.000	0.560		0.560	(1,113,315.00)
3130AYP59	192143	108	FHLL Callable Bond	1/29/2024	5.500	10,000,000.00	10,004,583.33	9,917,573.33	4,583.33	99,305.56	1/26/2026	4/26/2024	100.000	5.500	5.424	5.424	(87,010.00)
3130AKPM2	183548	108	FHLL Step-Up Bond	1/26/2021	0.750	25,000,000.00	25,000,000.00	23,343,850.00	0.00	33,854.17	1/26/2026		100.000	0.525		0.525	(1,656,150.00)
3130AKNG7	183576	108	FHLL Callable Bond	1/28/2021	0.550	6,000,000.00	6,000,000.00	5,552,490.00	0.00	5,775.00	1/28/2026		100.000	0.550		0.550	(447,510.00)
3135G06R9	183575	108	FNMA Callable Bond	1/28/2021	0.550	25,000,000.00	25,000,000.00	23,135,375.00	0.00	24,062.50	1/28/2026		100.000	0.550		0.550	(1,864,625.00)
3130AKPW0	183577	108	FHLL Step-Up Bond	1/28/2021	0.600	8,500,000.00	8,500,000.00	7,901,209.00	0.00	8,925.00	1/28/2026		100.000	0.540		0.540	(598,791.00)
3134GXL04	183637	108	FHLLM Callable Bond	2/3/2021	0.600	22,680,000.00	22,680,000.00	20,989,387.44	0.00	21,924.00	2/3/2026		100.000	0.600		0.600	(1,690,612.56)
3130AYTA4	192208	108	FHLL Callable Bond	2/6/2024	5.000	20,000,000.00	20,000,000.00	19,953,960.00	0.00	152,777.78	2/6/2026	11/6/2024	100.000	5.000		5.000	(46,040.00)
3134GXL09	183728	108	FHLLM Callable Bond	2/12/2021	0.550	7,000,000.00	7,000,000.00	6,466,005.00	0.00	5,240.28	2/12/2026		100.000	0.550		0.550	(533,995.00)
3130B0Z21	192301	108	FHLL Callable Bond	2/16/2024	5.000	15,000,000.00	15,000,000.00	14,978,250.00	0.00	93,750.00	2/13/2026	2/13/2025	100.000	5.000		5.000	(21,750.00)
3130AKXJ0	183829	108	FHLL Callable Bond	2/24/2021	0.600	10,000,000.00	10,000,000.00	9,234,460.00	0.00	6,166.67	2/24/2026		99.975	0.605		0.605	(764,591.39)
3130ALCU6	183879	108	FHLL Callable Bond	2/25/2021	0.700	8,000,000.00	8,000,000.00	7,401,208.00	0.00	5,600.00	2/25/2026		100.000	0.700		0.700	(598,792.00)
3130ALEK6	183859	108	FHLL Callable Bond	2/26/2021	0.780	9,000,000.00	9,000,000.00	8,337,789.00	0.00	6,825.00	2/26/2026		100.000	0.780		0.780	(662,211.00)
3134H1VK6	192426	108	FHLLM Callable Bond	3/6/2024	5.600	22,669,000.00	22,669,000.00	22,638,986.24	0.00	88,157.22	3/6/2026	6/6/2024	100.000	5.600		5.600	(30,013.76)
3130ALRV8	184154	108	FHLL Step-Up Bond	3/31/2021	0.875	13,225,000.00	13,225,000.00	12,422,943.43	0.00	321.44	3/30/2026		100.000	0.813		0.813	(802,056.57)
46514BCF2	189664	108	State of Israel Jubilee Bonds	4/1/2023	4.970	10,000,000.00	10,000,000.00	10,000,000.00	0.00	206,969.86	4/1/2026		100.000	4.973		4.973	0.00
3134GYU26	190225	108	FHLLM Callable Bond	6/14/2023	5.375	12,000,000.00	12,000,000.00	11,959,668.00	0.00	195,291.67	6/12/2026	6/12/2024	100.000	5.375		5.375	(40,332.00)
3130B0J39	192678	108	FHLL Callable Bond	3/25/2024	5.350	10,000,000.00	10,000,000.00	9,997,770.00	0.00	8,916.67	9/25/2026	9/25/2024	100.000	5.350		5.350	(2,230.00)
3130AYDJ2	191992	108	FHLL Callable Bond	1/9/2024	5.100	15,000,000.00	15,000,000.00	14,986,875.00	0.00	174,250.00	10/9/2026	10/9/2024	100.000	5.103		5.103	(13,125.00)
3134H1MK6	191879	108	FHLLM Callable Bond	12/21/2023	5.400	10,000,000.00	10,000,000.00	9,987,000.00	0.00	150,000.00	12/21/2026	6/21/2024	100.000	5.400		5.400	(13,000.00)
3134H1NG4	192044	108	FHLLM Callable Bond	1/17/2024	5.000	10,000,000.00	10,016,666.67	9,972,026.67	16,666.67	119,444.44	1/6/2027	1/6/2025	100.000	4.999		4.999	(44,640.00)
3135GALL3	192018	108	FNMA Callable Bond	1/11/2024	5.150	15,000,000.00	15,000,000.00	14,922,075.00	0.00	171,666.67	1/11/2027	10/11/2024	100.000	5.150		5.150	(77,925.00)
3135GAMB4	192119	108	FNMA Callable Bond	1/25/2024	5.125	15,000,000.00	15,000,000.00	14,924,400.00	0.00	140,937.50	1/25/2027	10/25/2024	100.000	5.125		5.125	(75,600.00)
3135GAQE4	192530	108	FNMA Callable Bond	3/19/2024	5.200	10,000,000.00	10,000,000.00	10,002,440.00	0.00	17,333.33	3/19/2027	3/19/2025	100.000	5.200		5.200	2,440.00
108 Total						5,506,897,061.65	5,419,630,451.55	5,431,532,082.19	121,322.92	68,383,538.04							11,901,630.64
31607A703	165749	109	Fidelity Money Market Fund	10/1/2022	5.250	0.00	0.00	0.00	0.00	0.00			100.000	5.250		5.250	0.00
09248U700	185328	109	BlackRock Money Market Fund	10/1/2022	5.197	0.00	0.00	0.00	0.00	0.00			100.000	5.197		5.197	0.00
313588VA0	191040	109	FNMA Disc Note	9/25/2023	5.205	6,130,000.00	5,962,490.09	6,101,421.94	0.00	167,509.91	4/1/2024		97.267	5.410		5.410	138,931.85
313312VK3	191332	109	FFCB Disc Note	10/31/2023	5.320	10,000,000.00	9,760,600.00	9,981,290.00	0.00	226,100.00	4/10/2024		97.606	5.450		5.450	220,690.00
912797HF7	191204	109	U.S. Treasury Bill	10/16/2023	5.333	26,700,000.00	25,996,021.13	26,661,151.50	0.00	664,429.50	4/11/2024		97.363	5.553		5.553	665,130.37
313384VQ9	191326	109	FHLL Disc Note	10/30/2023	5.300	31,790,000.00	31,003,727.33	31,707,663.90	0.00	720,749.95	4/15/2024		97.527	5.434		5.434	703,936.57
313384VS5	192670	109	FHLL Disc Note	3/22/2024	5.280	18,135,000.00	18,065,845.20	18,082,807.47	0.00	26,598.00	4/17/2024		99.619	5.300		5.300	16,962.27
89233GDJ2	191341	109	Toyota Comm Paper	11/1/2023	5.530	11,805,000.00	11,498,538.92	11,768,487.14	0.00	275,633.63	4/18/2024		97.404	5.756		5.756	269,948.22
912796CX5	191210	109	U.S. Treasury Bill	10/17/2023	5.331	16,395,000.00	15,948,279.97	16,354,242.03	0.00	405,446.98	4/18/2024		97.275	5.555		5.555	405,962.06
3130AVRG9	189791	109	FHLL Callable Bond	4/21/2023	5.300	7,000,000.00	7,000,000.00	6,999,727.00	0.00	164,888.89	4/19/2024		100.000	5.300		5.300	(273.00)
313384VX4	190838	109	FHLL Disc Note	8/29/2023	5.290	38,000,000.00	36,676,618.33	37,863,314.00	0.00	1,206,120.00	4/22/2024		96.517	5.567		5.567	1,186,695.67
313384VX4	191380	109	FHLL Disc Note	11/6/2023	5.255	16,210,000.00	15,812,476.77	16,151,692.63	0.00	347,832.83	4/22/2024		97.548	5.387		5.387	339,215.86
313588VY8	192322	109	FNMA Disc Note	2/21/2024	5.170	13,581,000.00	13,460,076.29	13,501,193.48	0.00	78,015.00	4/23/2024		99.110	5.216		5.216	70,117.19
3135GAFS5	189566	109	FNMA Callable Bond	3/28/2023	5.250	9,000,000.00	9,000,000.00	9,000,387.00	0.00	3,937.50	4/23/2024		100.000	5.254		5.254	387.00
313384WE5	190909	109	FHLL Disc Note	9/7/2023	5.290	21,381,000.00	20,642,672.50	21,282,561.88	0.00	650,356.56	4/29/2024		96.547	5.532		5.532	639,889.38
89233GE36	190657	109	Toyota Comm Paper	8/7/2023	5.620	20,337,000.00	19,479,795.45	20,228,969.86	0.00	755,609.94	5/3/2024		95.785	5.893		5.893	749,174.41
3135GAGH8	189669	109	FNMA Callable Bond	4/10/2023	5.050	6,000,000.00	6,000,000.00	5,997,582.00	0.00	143,925.00	5/6/2024	4/10/2024	100.000	5.054	5.050	5.050	(2,418.00)
912797HQ3	191543	109	U.S. Treasury Bill	11/22/2023	5.202	20,175,000.00											

EOM - REPORT WRITER
Investment Inventory
Sorted by Fund
March 31, 2024

CUSIP	Investment #	Fund Number	Issuer	Purchase Date	Cur Rate	Par Value	Book Value	Market Value	Pur Accr Interest	Accrued Interest	Maturity Date	Call Date	Purchase Price	YTM	YTC	YTW	Unrealized G/L
313384WU9	191319	109	FHLC Disc Note	10/27/2023	5.275	12,160,000.00	11,805,426.22	12,078,892.80	0.00	279,739.11	5/13/2024		97.084	5.517		5.517	273,466.58
3130AXTV0	191471	109	FHLC Bullet	11/16/2023	5.400	12,100,000.00	12,100,000.00	12,103,351.70	0.00	248,655.00	5/16/2024		100.000	5.400		5.400	3,351.70
3130AVRK0	189938	109	FHLC Callable Bond	5/10/2023	5.350	7,245,283.02	7,245,283.02	7,238,595.62	0.00	173,353.46	5/17/2024	4/20/2024	100.000	5.351	5.082	5.082	(6,687.40)
313396XB4	191648	109	FHLMC Disc Note	12/1/2023	5.125	15,215,000.00	14,844,609.84	15,098,072.73	0.00	264,254.97	5/20/2024		97.566	5.253		5.253	253,462.89
313312XC9	190796	109	FFCB Disc Note	8/23/2023	5.220	15,000,000.00	14,408,400.00	14,882,550.00	0.00	482,850.00	5/21/2024		96.056	5.499		5.499	474,150.00
313312KK1	190243	109	FFCB Disc Note	6/15/2023	5.080	18,000,000.00	17,116,080.00	17,840,790.00	0.00	739,140.00	5/28/2024		95.089	5.367		5.367	724,710.00
3135GAHC8	189847	109	FNMA Callable Bond	5/1/2023	5.230	7,000,000.00	7,000,000.00	6,997,018.00	0.00	152,541.67	5/28/2024	5/1/2024	100.000	5.234	5.230	5.230	(2,982.00)
313312XM7	191438	109	FFCB Disc Note	11/14/2023	5.250	20,000,000.00	19,422,500.00	19,817,300.00	0.00	405,416.67	5/30/2024		97.113	5.465		5.465	394,800.00
46514TND6	184518	109	State of Israel Jubilee Bonds	6/1/2021	0.960	11,000,000.00	11,000,000.00	10,931,602.00	0.00	43,975.89	6/1/2024		100.000	0.961		0.961	(68,398.00)
912797HT7	191744	109	U.S. Treasury Bill	12/12/2023	5.160	33,665,000.00	32,810,918.95	33,342,994.28	0.00	535,610.15	6/6/2024		97.463	5.368		5.368	532,075.33
313384XY0	190983	109	FHLC Disc Note	9/15/2023	5.265	5,152,000.00	4,949,313.88	5,097,301.22	0.00	149,942.52	6/10/2024		96.066	5.525		5.525	147,987.34
313384YC7	191887	109	FHLC Disc Note	12/22/2023	5.050	23,810,000.00	23,225,497.57	23,543,542.29	0.00	337,341.40	6/14/2024		97.545	5.177		5.177	318,044.72
313312YG9	190795	109	FFCB Disc Note	8/23/2023	5.210	20,000,000.00	19,131,666.67	19,764,700.00	0.00	642,566.66	6/18/2024		95.658	5.496		5.496	633,033.33
313384YN3	191772	109	FHLC Disc Note	12/14/2023	5.005	16,401,000.00	15,960,922.45	16,193,920.97	0.00	248,541.21	6/24/2024		97.317	5.225		5.225	232,998.52
5255M4FR8	192178	109	Leland Stanford Comm Paper	2/1/2024	5.250	17,314,000.00	16,947,881.04	16,947,881.04	0.00	151,497.50	6/25/2024		97.885	5.438		5.438	0.00
313384YV5	191331	109	FHLC Disc Note	10/31/2023	5.245	15,735,000.00	15,175,629.49	15,522,608.97	0.00	350,752.82	7/1/2024		96.445	5.489		5.489	346,979.48
3130AXP51	191324	109	FHLC Bullet	10/30/2023	5.460	35,000,000.00	35,000,000.00	35,014,070.00	0.00	456,516.67	7/5/2024		100.000	5.473		5.473	14,070.00
912796Y52	191993	109	U.S. Treasury Bill	1/9/2024	5.040	11,538,500.00	11,250,960.58	11,380,549.47	0.00	134,077.37	7/5/2024		97.508	5.241		5.241	129,588.89
313384ZC6	190619	109	FHLC Disc Note	8/2/2023	5.115	26,415,000.00	25,135,182.24	26,032,193.82	0.00	912,010.90	7/8/2024		95.155	5.404		5.404	897,011.58
313384ZC6	191985	109	FHLC Disc Note	1/8/2024	4.990	5,667,000.00	5,524,037.33	5,584,873.84	0.00	65,982.77	7/8/2024		97.477	5.119		5.119	60,836.51
912797GB7	192003	109	U.S. Treasury Bill	1/10/2024	5.000	12,630,000.00	12,308,987.50	12,447,685.95	0.00	143,841.67	7/11/2024		97.458	5.201		5.201	138,698.45
313384ZK8	191737	109	FHLC Disc Note	12/11/2023	5.095	10,450,000.00	10,129,064.53	10,288,160.85	0.00	165,644.11	7/15/2024		96.929	5.331		5.331	159,096.32
912797JS7	192094	109	U.S. Treasury Bill	1/23/2024	5.021	36,298,000.00	35,401,926.40	35,735,780.28	0.00	349,316.83	7/18/2024		97.531	5.220		5.220	333,853.88
3130AXPA0	191325	109	FHLC Bullet	10/30/2023	5.450	30,000,000.00	30,000,000.00	30,028,080.00	0.00	685,791.67	7/19/2024		100.000	5.462		5.462	28,080.00
3134GXJ96	187333	109	FHLMC Step-Up Bond	7/29/2022	5.000	8,160,000.00	8,160,000.00	8,143,696.32	0.00	73,666.67	7/26/2024		100.000	4.016		4.016	(16,303.68)
3130AYRQ1	192177	109	FHLC Bullet	2/1/2024	5.130	35,000,000.00	35,000,000.00	34,994,400.00	0.00	299,250.00	8/1/2024		100.000	5.130		5.130	(5,600.00)
313384A82	192400	109	FHLC Disc Note	3/4/2024	5.110	23,896,000.00	23,373,646.72	23,457,221.65	0.00	94,973.32	8/5/2024		97.814	5.224		5.224	83,574.93
313384B24	192152	109	FHLC Disc Note	1/30/2024	4.940	21,122,000.00	20,571,302.52	20,728,180.31	0.00	179,701.28	8/7/2024		97.393	5.128		5.128	156,877.79
3130AWUJ7	190671	109	FHLC Bullet	8/8/2023	5.340	14,870,000.00	14,870,000.00	14,871,011.16	0.00	116,902.98	8/8/2024		100.000	5.340		5.340	1,011.16
912797GK7	192223	109	U.S. Treasury Bill	2/8/2024	5.030	30,000,000.00	29,237,116.80	29,449,200.00	0.00	222,158.29	8/8/2024		97.457	5.233		5.233	212,083.20
3130AWUZ1	190678	109	FHLC Bullet	8/9/2023	5.300	18,000,000.00	18,000,000.00	17,998,794.00	0.00	137,800.00	8/9/2024		100.000	5.300		5.300	(1,206.00)
3133X8EW8	190873	109	FHLC Bullet	9/1/2023	5.375	27,250,000.00	27,246,168.05	27,256,104.00	0.00	187,154.51	8/15/2024		99.964	5.411		5.411	9,935.95
912797KB2	192412	109	U.S. Treasury Bill	3/5/2024	5.092	10,000,000.00	9,769,468.19	9,807,040.00	0.00	38,186.25	8/15/2024		97.695	5.284		5.284	37,571.81
313384C64	192345	109	FHLC Disc Note	2/23/2024	5.090	16,925,000.00	16,499,044.76	16,580,745.50	0.00	90,934.26	8/19/2024		97.483	5.221		5.221	81,700.74
3130AX3U0	190880	109	FHLC Bullet	9/5/2023	5.470	36,000,000.00	36,000,000.00	36,021,132.00	0.00	142,220.00	9/5/2024		100.000	5.470		5.470	21,132.00
3133EPVU6	190943	109	FFCB Bullet	9/13/2023	5.375	11,000,000.00	10,998,762.50	10,993,939.00	0.00	29,562.50	9/13/2024		99.975	5.401		5.401	(4,823.50)
3130AXAH1	190982	109	FHLC Bullet	9/15/2023	5.430	10,000,000.00	10,000,000.00	10,004,820.00	0.00	27,150.00	9/13/2024		100.000	5.430		5.430	4,820.00
3134GWSW7	182298	109	FHLMC Callable Bond	9/22/2020	0.420	15,000,000.00	14,999,566.20	14,678,100.00	0.00	2,450.00	9/17/2024		99.975	0.426		0.426	(321,466.20)
313384G94	192411	109	FHLC Disc Note	3/5/2024	5.035	10,075,000.00	9,790,361.66	9,822,772.38	0.00	38,045.72	9/23/2024		97.175	5.282		5.282	32,410.72
3133EPVK8	190910	109	FFCB Bullet	9/7/2023	5.250	10,250,000.00	10,244,506.53	10,253,669.50	0.00	267,567.71	10/2/2024		99.886	5.365		5.365	9,162.97
78009AK78	192708	109	RBC Comm Paper	3/28/2024	5.230	14,712,000.00	14,299,495.95	14,299,622.64	0.00	8,549.31	10/7/2024		97.196	5.448		5.448	126.69
313384K73	192346	109	FHLC Disc Note	2/23/2024	5.000	16,122,000.00	15,595,795.83	15,672,824.96	0.00	85,088.33	10/15/2024		96.736	5.219		5.219	77,029.13
313384K73	192679	109	FHLC Disc Note	3/25/2024	4.995	10,000,000.00	9,716,950.00	9,721,390.00	0.00	9,712.50	10/15/2024		97.170	5.239		5.239	4,440.00
313384L56	192469	109	FHLC Disc Note	3/12/2024	4.955	5,970,000.00	5,786,759.97	5,798,708.76	0.00	16,434.08	10/21/2024		96.931	5.196		5.196	11,948.79
313384L56	192523	109	FHLC Disc Note	3/18/2024	5.020	19,995,000.00	19,389,962.41	19,421,303.46	0.00	39,034.68	10/21/2024		96.974	5.266		5.266	31,341.05
3130AXDJ4	191090	109	FHLC Bullet	9/29/2023	5.430	12,900,000.00	12,900,000.00	12,921,813.90	0.00	295,754.00	10/29/2024		100.000	5.435		5.435	21,813.90
3130AXMP0	191381	109	FHLC Bullet	11/6/2023	5.375	6,700,000.00	6,706,002.08	6,715,187.78	6,002.08	151,052.43	10/30/2024		100.000	5.374		5.374	9,185.70
3133EPA70	191340	109	FFCB Bullet	11/1/2023	5.375	20,000,000.00	19,997,666.67	20,024,660.00	0.00	447,916.67	11/1/2024		99.980	5.396		5.396	26,993.33
3133EPWP6	191039	109	FFCB Bullet	9/25/2023	5.500	15,000,000.00	15,000,000.00	15,033,180.00	0.00	288,750.00	11/25/2024		100.000	5.507		5.507	33,180.00
313384R76	192334	109	FHLC Disc Note	2/22/2024	4.920	18,011,000.00	17,311,933.05	17,401,831.96	0.00	95,998.63	12/2/2024		96.119	5.159		5.159	89,898.91
78009AMJ0	192693	109	RBC Comm Paper	3/27/2024	5.100	15,515,000.00	14,930,343.08	14,927,400.41	0.00	10,989.79	12/18/2024		96.232	5.329		5.329	(2,942.67)
3130B0CW7	192402	109	FHLC Bullet	3/4/2024	5.100	10,000,000.00	10,000,000.00	10,003,900.00	0.00	38,250.00	1/3/2025		100.000	5.109		5.109	3,900.00
3135GAL41	191980	109	FNMA Callable Bond	1/5/2024	5.280	5,000,000.00	5,000,000.00	5,004,520.00	0.00	63,066.67	1/3/2025	7/3/2024	100.000	5.280	5.279	5.279	4,520.00
3130B0FB0	192457	109	FHLC Bullet	3/8/2024	5.060	13,100,000.00	13,100,000.00	13,099,109.20	0.00	42,349.39	2/3/2025		100.000	5.065		5.065	(890.80)
3130AYD52	192240	109	FHLC Callable Bond	2/12/2024	5.000	10,000,000.00	10,000,000.00	10,001,090.00	0.00	68,055.56	2/12/2025	11/12/2024	100.000	5.000		5.000	1,090.00
3130AYXC5	192241	109	FHLC Callable Bond	2/12/2024	5.000	4,000,000.00	4,000,000.00	3,998,340.00	0.00	27,222.22	2/12/2025	11/12/2024	100.000	5.000		5.000	(1,660.00)

EOM - REPORT WRITER
Investment Inventory
Sorted by Fund
March 31, 2024

CUSIP	Investment #	Fund Number	Issuer	Purchase Date	Cur Rate	Par Value	Book Value	Market Value	Pur Accr Interest	Accrued Interest	Maturity Date	Call Date	Purchase Price	YTM	YTC	YTW	Unrealized G/L
3130B02A6	192302	109	FHLB Callable Bond	2/16/2024	5.125	11,000,000.00	11,000,000.00	10,975,415.00	0.00	70,468.75	2/14/2025	11/14/2024	100.000	5.125		5.125	(24,585.00)
3130AV7L0	192468	109	FHLB Bullet	3/12/2024	5.000	22,815,000.00	22,854,834.45	22,826,737.05	44,362.50	104,568.75	2/28/2025		99.979	5.000		5.020	(28,097.40)
3133EP4X0	192428	109	FFCB Bullet	3/6/2024	5.000	10,400,000.00	10,399,390.30	10,396,401.60	0.00	36,111.11	3/6/2025		99.994	5.020		5.007	(2,988.70)
3130B0J83	192539	109	FHLB Callable Bond	3/20/2024	5.400	8,770,000.00	8,770,000.00	8,744,435.45	0.00	14,470.50	3/20/2025	6/20/2024	100.000	5.400		5.400	(25,564.55)
3135GAQ95	192540	109	FNMA Callable Bond	3/20/2024	5.200	7,490,000.00	7,488,184.72	7,472,952.76	0.00	11,900.78	3/20/2025	9/20/2024	99.975	5.226		5.226	(15,231.96)
3134GVZ68	181592	109	FHLMC Callable Bond	6/24/2020	0.700	6,000,000.00	5,998,525.85	5,692,176.00	0.00	11,433.33	6/23/2025		99.900	0.720		0.720	(306,349.85)
3134GWWT9	182415	109	FHLMC Callable Bond	10/6/2020	0.550	12,946,000.00	12,944,444.17	12,139,179.39	0.00	197.79	9/30/2025		99.960	0.558		0.558	(805,264.78)
3134GW3X2	182593	109	FHLMC Callable Bond	10/27/2020	0.625	30,000,000.00	30,000,000.00	28,062,900.00	0.00	80,208.33	10/27/2025		100.000	0.625		0.625	(1,937,100.00)
3136G46S7	182614	109	FNMA Callable Bond	10/28/2020	0.560	25,000,000.00	25,000,000.00	23,315,675.00	0.00	59,500.00	10/28/2025		100.000	0.560		0.560	(1,684,325.00)
3135G06J7	183098	109	FNMA Callable Bond	12/10/2020	0.650	10,000,000.00	10,000,000.00	9,316,810.00	0.00	20,041.67	12/10/2025		100.000	0.650		0.650	(683,190.00)
3130AYB39	191965	109	FHLB Callable Bond	1/4/2024	5.400	20,945,000.00	20,982,701.00	20,978,030.27	37,701.00	311,033.25	12/22/2025	4/22/2024	100.000	5.399	5.343	5.343	(4,670.73)
46514AP60	192043	109	State of Israel Jubilee Bonds	1/15/2024	4.640	10,000,000.00	10,000,000.00	9,975,140.00	0.00	98,153.85	1/1/2026		100.000	4.641		4.641	(24,860.00)
3130AYP59	192153	109	FHLB Callable Bond	1/30/2024	5.500	11,000,000.00	11,006,722.22	10,911,011.22	6,722.22	109,236.11	1/26/2026	4/26/2024	100.000	5.500	5.423	5.423	(95,711.00)
3134H1RP0	192232	109	FHLMC Callable Bond	2/9/2024	5.450	25,000,000.00	25,000,000.00	24,975,000.00	0.00	196,805.56	2/9/2026	5/9/2024	100.000	5.450		5.450	(25,000.00)
3130ALGH1	183862	109	FHLB Step-Up Bond	2/26/2021	1.000	6,000,000.00	6,000,000.00	5,632,908.00	0.00	5,833.33	2/26/2026		100.000	0.675		0.675	(367,092.00)
3130ALGE8	183968	109	FHLB Step-Up Bond	3/10/2021	1.000	5,000,000.00	5,000,000.00	4,690,465.00	0.00	2,916.67	3/10/2026		100.000	0.675		0.675	(309,535.00)
3130ALM27	184064	109	FHLB Step-Up Bond	3/23/2021	1.250	6,000,000.00	6,000,000.00	5,639,412.00	0.00	1,666.67	3/23/2026		100.000	0.860		0.860	(360,588.00)
3135GAPS4	192381	109	FNMA Callable Bond	2/29/2024	5.250	7,000,000.00	7,000,000.00	6,987,995.00	0.00	32,666.67	2/26/2027	2/26/2025	100.000	5.250		5.250	(12,005.00)
3135GAQL8	192694	109	FNMA Callable Bond	3/27/2024	5.200	15,000,000.00	15,004,333.33	14,988,718.33	4,333.33	13,000.00	3/25/2027	3/25/2025	100.000	5.200		5.200	(15,615.00)
3133EP6K6	192686	109	FFCB Bullet	3/26/2024	4.500	11,047,910.00	11,047,910.22	11,050,000.00	0.00	6,906.25	3/26/2027		99.981	4.507		4.507	2,089.78
3135GAMJ7	192120	109	FNMA Callable Bond	1/25/2024	5.350	15,000,000.00	15,000,000.00	15,011,100.00	0.00	147,125.00	10/25/2027	7/25/2024	100.000	5.353		5.353	11,100.00
3134H1QM8	192135	109	FHLMC Callable Bond	1/26/2024	5.700	13,000,000.00	13,000,000.00	12,979,785.00	0.00	133,791.67	1/26/2029		100.000	5.700		5.700	(20,215.00)
109 Total						1,474,423,783.02	1,451,875,626.39	1,457,554,750.27	99,121.13	19,442,416.15							5,679,123.88
912797FH5	191791	110	U.S. Treasury Bill	12/15/2023	5.042	3,066,000.00	3,000,302.81	3,045,960.62	0.00	46,374.49	5/16/2024		97.857	5.224		5.224	45,657.81
91282CCG4	191793	110	U.S. Treasury Note	12/15/2023	0.250	5,884,000.00	5,826,348.82	5,822,288.61	0.00	4,340.66	6/15/2024		97.609	5.155		5.155	(4,060.21)
91282CCL3	191796	110	U.S. Treasury Note	12/15/2023	0.375	8,659,000.00	8,542,646.48	8,536,475.15	0.00	6,868.92	7/15/2024		97.274	5.171		5.171	(6,171.33)
91282D56	191811	110	U.S. Treasury Note	12/15/2023	2.375	9,511,000.00	9,413,286.66	9,406,512.15	0.00	28,546.06	8/15/2024		98.157	5.211		5.211	(6,774.51)
91282CCX7	191797	110	U.S. Treasury Note	12/15/2023	0.375	38,145,000.00	37,329,380.40	37,315,803.99	0.00	6,608.00	9/15/2024		96.479	5.222		5.222	(13,576.41)
91282CDB4	191798	110	U.S. Treasury Note	12/15/2023	0.625	15,217,000.00	14,871,870.09	14,864,021.39	15,851.04	43,915.18	10/15/2024		96.327	5.184		5.184	(7,848.70)
91282CDN8	191794	110	U.S. Treasury Note	12/15/2023	1.000	8,071,000.00	7,844,013.78	7,838,724.69	0.00	23,816.07	12/15/2024		96.010	5.144		5.144	(5,289.09)
91282CDS7	191799	110	U.S. Treasury Note	12/15/2023	1.125	20,064,000.00	19,464,815.51	19,449,138.72	0.00	47,748.46	1/15/2025		95.898	5.060		5.060	(15,676.79)
91282CDZ1	191800	110	U.S. Treasury Note	12/15/2023	1.500	22,058,000.00	21,408,007.81	21,377,091.60	0.00	41,813.24	2/15/2025		96.059	5.013		5.013	(30,916.21)
91282CED9	191801	110	U.S. Treasury Note	12/15/2023	1.750	18,797,000.00	18,244,683.14	18,221,003.53	0.00	15,195.94	3/15/2025		96.150	4.963		4.963	(23,679.61)
91282CEH0	191802	110	U.S. Treasury Note	12/15/2023	2.625	31,202,526.58	31,202,526.58	31,163,201.75	139,076.88	385,311.34	4/15/2025		97.067	4.922		4.922	(39,324.83)
91282CEQ0	191803	110	U.S. Treasury Note	12/15/2023	2.750	20,848,000.00	20,416,646.53	20,391,147.01	47,251.65	217,357.58	5/15/2025		97.098	4.892		4.892	(25,499.52)
3130AJKW8	191815	110	FHLB Bullet	12/15/2023	0.500	10,000.00	9,495.59	9,492.04	0.28	15.00	6/13/2025		93.715	4.913		4.913	(3.55)
91282CEU1	191804	110	U.S. Treasury Note	12/15/2023	2.875	21,176,000.00	20,696,596.41	20,663,138.46	0.00	179,648.85	6/15/2025		97.180	4.847		4.847	(33,457.95)
91282CEY3	191792	110	U.S. Treasury Note	12/15/2023	3.000	20,957,000.00	20,491,868.13	20,465,830.79	0.00	132,996.35	7/15/2025		97.271	4.808		4.808	(26,037.34)
91282CFE6	191805	110	U.S. Treasury Note	12/15/2023	3.125	19,797,000.00	19,368,471.41	19,346,162.92	0.00	78,181.83	8/15/2025		97.369	4.782		4.782	(22,308.49)
3130AJXA2	191816	110	FHLB Bullet	12/15/2023	0.375	15,000.00	14,087.39	14,060.66	0.00	2.97	9/12/2025		92.678	4.807		4.807	(26.73)
3130AWS92	191817	110	FHLB Bullet	12/15/2023	4.875	300,000.00	300,303.73	300,152.70	0.00	771.87	9/12/2025		100.120	4.793		4.793	(151.03)
3130A6C70	191822	110	FHLB Bullet	12/15/2023	2.625	15,000.00	14,553.17	14,537.97	0.00	20.78	9/12/2025		96.415	4.793		4.793	(15.20)
91282CFK2	191795	110	U.S. Treasury Note	12/15/2023	3.500	46,214,000.00	45,412,431.99	45,351,092.19	0.00	74,721.01	9/15/2025		97.913	4.754		4.754	(61,339.80)
91282M56	191810	110	U.S. Treasury Note	12/15/2023	2.250	7,686,000.00	7,414,015.98	7,397,316.88	14,252.88	65,563.27	1/15/2025		95.598	4.676		4.676	(16,699.10)
3130AXNE4	191814	110	FHLB Bullet	12/15/2023	5.070	10,000.00	10,047.83	10,041.55	0.00	149.28	12/15/2025		100.560	4.773		4.773	(6.28)
91282CGA3	191806	110	U.S. Treasury Note	12/15/2023	4.000	19,066,000.00	18,868,389.95	18,831,392.87	0.00	225,041.31	12/15/2025		98.784	4.644		4.644	(36,997.08)
91282CGE5	191807	110	U.S. Treasury Note	12/15/2023	3.875	14,024,000.00	13,850,905.80	13,823,498.87	0.00	114,956.35	1/15/2026		98.562	4.605		4.605	(27,406.93)
91282CGL9	191808	110	U.S. Treasury Note	12/15/2023	4.000	9,165,000.00	9,069,626.14	9,051,152.37	0.00	46,328.57	2/15/2026		98.795	4.588		4.588	(18,473.77)
3130ALNE0	191818	110	FHLB Bullet	12/15/2023	0.875	10,000.00	9,277.30	9,286.72	0.00	0.24	3/30/2026		91.708	4.735		4.735	9.42
3130ALS21	191819	110	FHLB Bullet	12/15/2023	0.910	10,000.00	9,289.24	9,293.33	0.00	0.25	3/30/2026		91.845	4.705		4.705	4.09
3133EPPR0	191813	110	FFCB Bullet	12/15/2023	4.625	13,150,000.00	13,256,560.77	13,240,099.78	109,811.63	288,889.06	4/10/2026		99.972	4.635		4.635	(16,460.99)
91282CGV7	191809	110	U.S. Treasury Note	12/15/2023	3.750	5,712,000.00	5,661,791.64	5,649,076.61	35,700.00	98,906.56	4/15/2026		98.278	4.534		4.534	(12,715.03)
3133EPWD3	191820	110	FFCB Bullet	12/15/2023	4.875	2,493,000.00	2,523,408.42	2,520,318.09	18,567.66	54,352.59	4/20/2026		100.540	4.625		4.625	(3,090.33)
3130A2VE3	191821	110	FHLB Bullet	12/15/2023	3.000	110,000.00	106,152.92	105,934.40	0.00	183.33	9/11/2026		96.081	4.536		4.536	(218.52)
3130A8XY4	191823	110	FHLB Bullet	12/15/2023	1.875	230,000.00	216,074.74	215,724.36	0.00	239.58	9/11/2026		93.216	4.536		4.536	(350.38)
3133EPK61	191812	110	FFCB Bullet	12/15/2023	4.500	29,000,000.00	29,002,703.05	28,886,581.00	0.00	36,250.00	9/21/2026		100.010	4.498		4.498	(116,122.05)

EOM - REPORT WRITER
Investment Inventory
Sorted by Fund
March 31, 2024

CUSIP	Investment #	Fund Number	Issuer	Purchase Date	Cur Rate	Par Value	Book Value	Market Value	Pur Accr Interest	Accrued Interest	Maturity Date	Call Date	Purchase Price	YTM	YTC	YTW	Unrealized G/L
110 Total						411,259,000.00	403,870,580.21	403,345,553.77	380,512.02	2,265,114.99							(525,026.44)
WACHOVIA8	151203	300	Wells Fargo Interest Bearing Acct		1.080	15,992,613.41	15,992,613.41	15,992,613.41	0.00	14,635.78			100.000	1.080		1.080	0.00
825252885	184865	300	Invesco Money Market Fund		5.240	10,000,000.00	10,000,000.00	10,000,000.00	0.00	47,411.09			100.000	5.240		5.240	0.00
31607A703	168034	300	Fidelity Money Market Fund		5.250	10,000,000.00	10,000,000.00	10,000,000.00	0.00	28,759.17			100.000	5.250		5.250	0.00
09248U700	186939	300	BlackRock Money Market Fund		5.197	0.00	0.00	0.00	0.00	25,941.13			100.000	5.197		5.197	0.00
4812C0670	184103	300	J.P. Morgan Money Market Fund		5.196	0.00	0.00	0.00	0.00	0.00			100.000	5.196		5.196	0.00
46640PD18	190416	300	J.P. Morgan Comm Paper	7/6/2023	5.600	5,000,000.00	4,790,000.00	4,976,040.00	0.00	210,000.00	4/1/2024		95.800	5.871		5.871	186,040.00
313384VA4	191497	300	FHLL Disc Note	11/17/2023	5.230	5,000,000.00	4,901,211.00	4,976,690.00	0.00	98,789.00	4/1/2024		98.024	5.335		5.335	75,479.00
313396VA8	192160	300	FHLLMC Disc Note	1/31/2024	5.220	3,000,000.00	2,973,465.00	2,986,014.00	0.00	26,535.00	4/1/2024		99.116	5.267		5.267	12,549.00
89233GD29	190930	300	Toyota Comm Paper	9/11/2023	5.440	5,000,000.00	4,845,866.67	4,996,330.00	0.00	153,377.77	4/2/2024		96.917	5.674		5.674	150,463.33
98459RD23	192109	300	Yale Univ Comm Paper	1/24/2024	5.300	5,000,000.00	4,949,205.00	4,996,310.00	0.00	50,058.84	4/2/2024		98.984	5.429		5.429	47,105.00
912797JL2	191775	300	U.S. Treasury Bill	12/14/2023	5.175	2,000,000.00	1,968,378.06	1,999,710.00	0.00	31,334.47	4/2/2024		98.419	5.331		5.331	31,331.94
313384VC0	191651	300	FHLL Disc Note	12/1/2023	5.230	3,000,000.00	2,945,956.67	2,945,956.67	0.00	53,171.66	4/3/2024		98.199	5.326		5.326	0.00
21920ND41	192382	300	Cornell Univ Comm Paper	2/29/2024	5.300	5,000,000.00	4,974,236.11	4,974,236.11	0.00	23,555.56	4/4/2024		99.485	5.401		5.401	0.00
98459RD49	191994	300	Yale Univ Comm Paper	1/9/2024	5.340	5,000,000.00	4,936,215.00	4,994,830.00	0.00	61,559.94	4/4/2024		98.724	5.484		5.484	58,615.00
912797GZ4	191450	300	U.S. Treasury Bill	11/15/2023	5.227	5,000,000.00	4,897,647.71	4,997,835.00	0.00	100,174.58	4/4/2024		97.953	5.410		5.410	100,187.29
46640PD59	192310	300	J.P. Morgan Comm Paper	2/20/2024	5.250	5,000,000.00	4,967,187.50	4,994,040.00	0.00	29,895.83	4/5/2024		99.344	5.358		5.358	26,852.50
89233GD52	191936	300	Toyota Comm Paper	1/2/2024	5.350	5,000,000.00	4,930,152.78	4,994,120.00	0.00	66,875.00	4/5/2024		98.603	5.501		5.501	63,967.22
313384VH9	191951	300	FHLL Disc Note	1/3/2024	5.180	5,000,000.00	4,930,933.33	4,992,085.00	0.00	64,030.56	4/8/2024		98.619	5.253		5.253	61,151.67
48306AD95	192447	300	Kaiser Comm Paper	3/7/2024	5.310	3,000,000.00	2,985,397.50	2,994,615.00	0.00	11,062.50	4/9/2024		99.513	5.410		5.410	9,217.50
912797JM0	191888	300	U.S. Treasury Bill	12/22/2023	5.179	4,500,000.00	4,429,437.49	4,494,757.50	0.00	65,383.61	4/9/2024		98.432	5.334		5.334	65,320.01
48306ADA2	192250	300	Kaiser Comm Paper	2/13/2024	5.320	5,000,000.00	4,957,883.33	4,990,275.00	0.00	35,466.67	4/10/2024		99.158	5.440		5.440	32,391.67
313384VK2	191937	300	FHLL Disc Note	1/2/2024	5.170	5,000,000.00	4,928,912.50	4,990,645.00	0.00	64,625.00	4/10/2024		98.578	5.245		5.245	61,732.50
48306ADB0	192413	300	Kaiser Comm Paper	3/5/2024	5.300	5,000,000.00	4,972,763.89	4,989,525.00	0.00	19,875.00	4/11/2024		99.455	5.403		5.403	16,761.11
313384VL0	191848	300	FHLL Disc Note	12/19/2023	5.200	4,000,000.00	3,934,133.33	3,991,944.00	0.00	60,088.89	4/11/2024		98.353	5.287		5.287	57,810.67
5255M4DC3	191721	300	Leland Stanford Comm Paper	12/7/2023	5.400	1,200,000.00	1,177,140.00	1,197,334.80	0.00	20,880.00	4/12/2024		98.095	5.581		5.581	20,194.80
313384VM8	191308	300	FHLL Disc Note	10/26/2023	5.330	5,000,000.00	4,874,893.06	4,989,210.00	0.00	116,963.88	4/12/2024		97.498	5.467		5.467	114,316.94
313384VQ9	191629	300	FHLL Disc Note	11/30/2023	5.230	2,500,000.00	2,450,242.36	2,493,525.00	0.00	44,672.92	4/15/2024		98.010	5.336		5.336	43,282.64
313384VQ9	192081	300	FHLL Disc Note	1/19/2024	5.170	1,200,000.00	1,185,007.00	1,196,892.00	0.00	12,580.33	4/15/2024		98.751	5.235		5.235	11,885.00
912797JN8	191889	300	U.S. Treasury Bill	12/22/2023	5.200	4,500,000.00	4,424,600.00	4,490,118.00	0.00	65,650.00	4/16/2024		98.324	5.362		5.362	65,518.00
89233GDH6	190817	300	Toyota Comm Paper	8/24/2024	5.450	4,000,000.00	3,856,483.33	3,988,220.00	0.00	133,827.78	4/17/2024		96.412	5.694		5.694	131,736.67
313384VS5	191864	300	FHLL Disc Note	12/20/2023	5.190	4,500,000.00	4,422,798.75	4,487,049.00	0.00	66,821.25	4/17/2024		98.284	5.281		5.281	64,250.25
912796CX5	192048	300	U.S. Treasury Bill	1/17/2024	5.221	4,000,000.00	3,946,634.89	3,990,056.00	0.00	43,504.17	4/18/2024		98.666	5.365		5.365	43,421.11
313384VU0	192145	300	FHLL Disc Note	1/29/2024	5.212	5,000,000.00	4,941,365.00	4,984,170.00	0.00	45,605.00	4/19/2024		98.827	5.274		5.274	42,805.00
3130APFB6	185430	300	FHLL Step-Up Bond	10/19/2021	0.700	2,000,000.00	2,000,000.00	1,995,464.00	0.00	6,300.00	4/19/2024		100.000	0.480		0.480	(4,536.00)
313384VX4	191897	300	FHLL Disc Note	12/26/2023	5.145	8,000,000.00	7,865,086.67	7,971,224.00	0.00	110,903.33	4/22/2024		98.314	5.233		5.233	106,137.33
16085GDP0	191592	300	Carolinas Health Comm Paper	11/28/2023	5.560	5,000,000.00	4,886,483.33	4,886,483.33	0.00	96,527.78	4/23/2024		97.730	5.768		5.768	0.00
313384VZ9	191918	300	FHLL Disc Note	12/28/2023	5.125	7,119,000.00	6,999,410.69	7,091,342.69	0.00	96,279.53	4/24/2024		98.320	5.213		5.213	91,932.00
21920NDR0	192660	300	Cornell Univ Comm Paper	3/21/2024	5.300	5,000,000.00	4,974,236.11	4,979,235.00	0.00	8,097.22	4/25/2024		99.485	5.401		5.401	4,998.89
313384WA3	192235	300	FHLL Disc Note	2/9/2024	5.235	3,000,000.00	2,966,845.00	2,987,913.00	0.00	22,685.00	4/25/2024		98.895	5.294		5.294	21,068.00
912797HG5	191968	300	U.S. Treasury Bill	1/4/2024	5.178	3,000,000.00	2,951,676.67	2,989,485.00	0.00	37,968.33	4/25/2024		98.389	5.335		5.335	37,808.33
313384WB1	191986	300	FHLL Disc Note	1/8/2024	5.150	3,500,000.00	3,445,424.31	3,485,394.50	0.00	42,058.33	4/26/2024		98.441	5.232		5.232	39,970.19
313384WE5	191987	300	FHLL Disc Note	1/8/2024	5.140	3,000,000.00	2,952,026.67	2,986,188.00	0.00	35,980.00	4/29/2024		98.401	5.224		5.224	34,161.33
912797JQ1	191981	300	U.S. Treasury Bill	1/5/2024	5.206	4,000,000.00	3,932,904.31	3,983,056.00	0.00	50,321.77	4/30/2024		98.323	5.368		5.368	50,151.69
313396WG4	191928	300	FHLLMC Disc Note	12/29/2023	5.065	8,142,000.00	7,999,953.76	8,101,859.94	0.00	107,680.21	5/1/2024		98.255	5.155		5.155	101,906.18
21920NE24	192501	300	Cornell Univ Comm Paper	3/14/2024	5.300	3,000,000.00	2,978,358.33	2,978,358.33	0.00	7,950.00	5/2/2024		99.279	5.413		5.413	0.00
313384WH8	192204	300	FHLL Disc Note	2/6/2024	5.230	2,000,000.00	1,975,012.22	1,989,850.00	0.00	15,980.56	5/2/2024		98.751	5.296		5.296	14,837.78
912797HH3	192087	300	U.S. Treasury Bill	1/22/2024	5.185	5,000,000.00	4,927,272.99	4,977,270.00	0.00	50,404.86	5/2/2024		98.545	5.334		5.334	49,997.01
313384WJ4	192201	300	FHLL Disc Note	2/5/2024	5.225	3,000,000.00	2,961,683.33	2,984,340.00	0.00	24,383.34	5/3/2024		98.723	5.293		5.293	22,656.67
3130AME24	184360	300	FHLL Callable Bond	5/3/2021	0.390	2,500,000.00	2,500,000.00	2,488,107.50	0.00	4,008.33	5/3/2024		100.000	0.390		0.390	(11,892.50)
313384WM7	192364	300	FHLL Disc Note	2/27/2024	5.225	4,000,000.00	3,959,941.67	3,977,380.00	0.00	19,738.89	5/6/2024		98.999	5.278		5.278	17,438.33
98459RE71	192179	300	Yale Univ Comm Paper	2/1/2024	5.330	5,000,000.00	4,928,930.00	4,970,335.00	0.00	44,418.75	5/7/2024		98.579	5.482		5.482	41,405.00
912797JV0	192095	300	U.S. Treasury Bill	1/23/2024	5.193	5,000,000.00	4,924,268.75	4,973,755.00	0.00	49,766.25	5/7/2024		98.485	5.346		5.346	49,486.25
313384WP0	19221																

EOM - REPORT WRITER
Investment Inventory
Sorted by Fund
March 31, 2024

CUSIP	Investment #	Fund Number	Issuer	Purchase Date	Cur Rate	Par Value	Book Value	Market Value	Pur Accr Interest	Accrued Interest	Maturity Date	Call Date	Purchase Price	YTM	YTC	YTW	Unrealized G/L
313384WU9	192347	300	FHBL Disc Note	2/23/2024	5.210	5,000,000.00	4,942,111.11	4,966,650.00	0.00	27,497.22	5/13/2024		98.842	5.271		5.271	24,538.89
912797JW8	192194	300	U.S. Treasury Bill	2/2/2024	5.174	3,000,000.00	2,956,025.25	2,981,154.00	0.00	25,436.38	5/14/2024		98.534	5.323		5.323	25,128.75
313384WW5	192265	300	FHBL Disc Note	2/14/2024	5.230	3,000,000.00	2,960,339.17	2,979,120.00	0.00	20,484.16	5/15/2024		98.678	5.300		5.300	18,780.83
912797FH5	192195	300	U.S. Treasury Bill	2/2/2024	5.176	3,000,000.00	2,955,141.33	2,980,392.00	0.00	25,448.67	5/16/2024		98.505	5.328		5.328	25,250.67
313384WY1	192158	300	FHBL Disc Note	1/31/2024	5.175	5,000,000.00	4,923,093.75	4,963,750.00	0.00	43,843.75	5/17/2024		98.462	5.256		5.256	40,656.25
3135GA3C3	182926	300	FNMA Callable Bond	11/25/2020	0.350	1,300,000.00	1,299,988.06	1,292,033.60	0.00	1,693.61	5/17/2024		99.975	0.357	0.357		(7,954.46)
313396XB4	192311	300	FHLMC Disc Note	2/20/2024	5.240	5,000,000.00	4,934,500.00	4,961,575.00	0.00	29,838.89	5/20/2024		98.690	5.310		5.310	27,075.00
91411SEM8	192324	300	Univ of California Comm Paper	2/21/2024	5.350	5,000,000.00	4,933,125.00	4,933,125.00	0.00	29,722.22	5/21/2024		98.663	5.498		5.498	0.00
313384XC8	192123	300	FHBL Disc Note	1/25/2024	5.120	2,500,000.00	2,458,400.00	2,480,425.00	0.00	23,822.22	5/21/2024		98.336	5.207		5.207	22,025.00
912797JX6	192124	300	U.S. Treasury Bill	1/25/2024	5.178	2,500,000.00	2,457,932.81	2,481,720.00	0.00	24,089.76	5/21/2024		98.317	5.339		5.339	23,787.19
91411SEN6	192251	300	Univ of California Comm Paper	2/13/2024	5.320	5,000,000.00	4,926,850.00	4,958,680.00	0.00	35,466.67	5/22/2024		98.537	5.474		5.474	31,830.00
313384XD6	192335	300	FHBL Disc Note	2/22/2024	5.235	2,000,000.00	1,973,825.00	1,984,050.00	0.00	11,342.50	5/22/2024		98.691	5.304		5.304	10,225.00
912797HR1	192279	300	U.S. Treasury Bill	2/15/2024	5.211	5,000,000.00	4,929,072.50	4,962,090.00	0.00	33,292.50	5/23/2024		98.581	5.359		5.359	33,017.50
313384XF1	192348	300	FHBL Disc Note	2/23/2024	5.240	5,000,000.00	4,933,772.22	4,958,675.00	0.00	27,655.56	5/24/2024		98.675	5.310		5.310	24,902.78
912797JY4	192336	300	U.S. Treasury Bill	2/22/2024	5.226	4,000,000.00	3,944,258.13	3,966,756.00	0.00	22,645.13	5/28/2024		98.606	5.373		5.373	22,497.87
313384XL8	192349	300	FHBL Disc Note	2/23/2024	5.200	2,000,000.00	1,972,266.67	1,982,020.00	0.00	10,977.78	5/29/2024		98.613	5.273		5.273	9,753.33
912797HS9	192356	300	U.S. Treasury Bill	2/26/2024	5.206	2,500,000.00	2,466,013.78	2,478,437.50	0.00	12,654.44	5/30/2024		98.641	5.351		5.351	12,423.72
313384XN4	192365	300	FHBL Disc Note	2/27/2024	5.210	4,000,000.00	3,945,584.44	3,962,880.00	0.00	19,682.22	5/31/2024		98.640	5.282		5.282	17,295.56
313588XR1	192403	300	FNMA Disc Note	3/4/2024	5.155	5,000,000.00	4,934,846.53	4,951,935.00	0.00	20,047.22	6/3/2024		98.697	5.223		5.223	17,088.47
3130AXY77	191675	300	FHBL Bullet	12/4/2023	5.375	2,000,000.00	2,000,000.00	2,000,600.00	0.00	35,534.72	6/4/2024		100.000	5.375		5.375	600.00
313384XT1	192394	300	FHBL Disc Note	3/1/2024	5.205	4,000,000.00	3,944,480.00	3,960,400.00	0.00	17,928.33	6/5/2024		98.612	5.278		5.278	15,920.00
912797HT7	192370	300	U.S. Treasury Bill	2/28/2024	5.215	5,000,000.00	4,928,288.25	4,952,175.00	0.00	23,903.92	6/6/2024		98.566	5.365		5.365	23,886.75
313588XV2	192404	300	FNMA Disc Note	3/4/2024	5.155	5,000,000.00	4,931,982.64	4,949,065.00	0.00	20,047.22	6/7/2024		98.640	5.226		5.226	17,082.36
313588Y6	192459	300	FNMA Disc Note	3/8/2024	5.140	3,000,000.00	2,959,736.67	2,968,149.00	0.00	10,280.00	6/10/2024		98.658	5.210		5.210	8,412.33
912797KE6	192383	300	U.S. Treasury Bill	2/29/2024	5.227	5,000,000.00	4,925,232.01	4,948,785.00	0.00	23,228.89	6/11/2024		98.505	5.380		5.380	23,552.99
313384YA1	192371	300	FHBL Disc Note	2/28/2024	5.230	4,000,000.00	3,938,983.33	3,956,384.00	0.00	19,176.67	6/12/2024		98.475	5.311		5.311	17,400.67
912797FS1	192431	300	U.S. Treasury Bill	3/6/2024	5.191	1,500,000.00	1,478,585.89	1,484,136.00	0.00	5,623.91	6/13/2024		98.572	5.340		5.340	5,550.11
313384YC7	192384	300	FHBL Disc Note	2/29/2024	5.230	4,000,000.00	3,938,402.22	3,955,236.00	0.00	18,595.56	6/14/2024		98.460	5.312		5.312	16,833.78
313384YF0	192414	300	FHBL Disc Note	3/5/2024	5.185	5,000,000.00	4,925,105.56	4,941,895.00	0.00	19,443.75	6/17/2024		98.502	5.264		5.264	16,789.44
313384YG8	192415	300	FHBL Disc Note	3/5/2024	5.185	2,000,000.00	1,969,754.17	1,976,470.00	0.00	7,777.50	6/18/2024		98.488	5.265		5.265	6,715.83
912797KF3	192392	300	U.S. Treasury Bill	3/1/2024	5.211	5,000,000.00	4,921,117.31	4,943,820.00	0.00	22,434.53	6/18/2024		98.422	5.368		5.368	22,702.69
98459RFL9	192224	300	Yale Univ Comm Paper	2/8/2024	5.320	5,000,000.00	4,901,725.00	4,937,795.00	0.00	39,162.22	6/20/2024		98.035	5.502		5.502	36,070.00
912796ZW2	192458	300	U.S. Treasury Bill	3/8/2024	5.190	4,500,000.00	4,432,530.00	4,447,836.00	0.00	15,570.00	6/20/2024		98.501	5.342		5.342	15,306.00
5255M4FM9	192180	300	Leland Stanford Comm Paper	2/1/2024	5.250	5,000,000.00	4,897,187.50	4,936,055.00	0.00	43,750.00	6/21/2024		97.944	5.435		5.435	38,867.50
313384YN3	192470	300	FHBL Disc Note	3/12/2024	5.180	5,000,000.00	4,925,177.78	4,936,870.00	0.00	14,388.89	6/24/2024		98.504	5.259		5.259	11,692.22
912797KG1	192405	300	U.S. Treasury Bill	3/4/2024	5.196	5,000,000.00	4,918,450.10	4,938,945.00	0.00	20,207.05	6/25/2024		98.369	5.356		5.356	20,494.90
313384YQ6	192393	300	FHBL Disc Note	3/1/2024	5.220	5,000,000.00	4,915,175.00	4,935,440.00	0.00	22,475.00	6/26/2024		98.304	5.310		5.310	20,265.00
912796Y45	192430	300	U.S. Treasury Bill	3/6/2024	5.162	5,000,000.00	4,918,993.13	4,936,955.00	0.00	18,638.75	6/27/2024		98.380	5.319		5.319	17,961.87
313384YS2	192466	300	FHBL Disc Note	3/11/2024	5.180	4,000,000.00	3,937,264.44	3,947,204.00	0.00	12,086.67	6/28/2024		98.432	5.263		5.263	9,939.56
313384YV5	192484	300	FHBL Disc Note	3/13/2024	5.170	5,000,000.00	4,921,013.89	4,932,510.00	0.00	13,643.06	7/1/2024		98.420	5.253		5.253	11,496.11
89233GG26	192541	300	Toyota Comm Paper	3/20/2024	5.300	5,000,000.00	4,923,444.44	4,929,040.00	0.00	8,833.33	7/2/2024		98.469	5.457		5.457	5,595.56
313384YW3	192485	300	FHBL Disc Note	3/13/2024	5.170	3,000,000.00	2,952,177.50	2,959,080.00	0.00	8,185.83	7/2/2024		98.406	5.254		5.254	6,902.50
313384YX1	192516	300	FHBL Disc Note	3/15/2024	5.170	5,000,000.00	4,921,013.89	4,931,090.00	0.00	12,206.94	7/3/2024		98.420	5.253		5.253	10,076.11
912796Y52	192526	300	U.S. Treasury Bill	3/18/2024	5.166	1,500,000.00	1,476,537.75	1,479,466.50	0.00	3,013.50	7/5/2024		98.436	5.321		5.321	2,928.75
313384ZC6	192543	300	FHBL Disc Note	3/20/2024	5.170	2,000,000.00	1,968,405.56	1,971,016.00	0.00	3,446.67	7/8/2024		98.420	5.253		5.253	2,610.44
912797KN6	192531	300	U.S. Treasury Bill	3/19/2024	5.206	3,000,000.00	2,951,413.47	2,957,175.00	0.00	5,639.51	7/9/2024		98.380	5.365		5.365	5,761.53
313384ZE2	192517	300	FHBL Disc Note	3/15/2024	5.215	4,000,000.00	3,932,205.00	3,940,892.00	0.00	9,850.56	7/10/2024		98.305	5.305		5.305	8,687.00
912797GB7	192532	300	U.S. Treasury Bill	3/19/2024	5.178	2,500,000.00	2,459,007.50	2,463,912.50	0.00	4,674.58	7/11/2024		98.360	5.337		5.337	4,905.00
313384ZG7	192709	300	FHBL Disc Note	3/28/2024	5.165	3,000,000.00	2,954,375.83	2,954,817.00	0.00	1,721.67	7/12/2024		98.479	5.245		5.245	441.17
313384ZK8	192662	300	FHBL Disc Note	3/21/2024	5.145	3,000,000.00	2,950,265.00	2,953,539.00	0.00	4,716.25	7/15/2024		98.342	5.232		5.232	3,274.00
912797KP1	192710	300	U.S. Treasury Bill	3/28/2024	5.209	3,000,000.00	2,952,255.42	2,954,001.00	0.00	1,736.17	7/16/2024		98.409	5.293		5.293	1,745.58
91411SGH7	192661	300	Univ of California Comm Paper	3/21/2024	5.300	5,000,000.00	4,913,138.89	4,913,138.89	0.00	8,097.22	7/17/2024		98.263	5.469		5.469	0.00
912797JS7	192687	300	U.S. Treasury Bill	3/26/2024	5.150	2,500,000.00	2,459,229.17	2,461,277.50	0.00	2,145.83	7/18/2024		98.369	5.308		5.308	2,048.33
313384ZP7	192671	300	FHBL Disc Note	3/22/2024	5.203	3,000,000.00	2,948,433.33	2,951,835.00	0.00	4,333.33	7/19/2024		98.281	5.291		5.291	3,401.67
912797Q9	192696	300	U.S. Treasury Bill	3/27/2024	5.203	3,000,000.00	2,948,842.08	2,950,881.00	0.00	2,167.71	7/23/2024		98.295	5.366		5.366	2,038.92
313384ZU6	192681	300	FHBL Disc Note	3/25/2024	5.135	2,500,000.00	2,456,851.74	2,458,085.00	0.00	2,496.18	7/24/2024		98.274	5.225		5.225	1,233.26

EOM - REPORT WRITER
Investment Inventory
Sorted by Fund
March 31, 2024

CUSIP	Investment #	Fund Number	Issuer	Purchase Date	Cur Rate	Par Value	Book Value	Market Value	Pur Accr Interest	Accrued Interest	Maturity Date	Call Date	Purchase Price	YTM	YTC	YTW	Unrealized G/L
313384A25	192680	300	FHLL Disc Note	3/25/2024	5.130	5,000,000.00	4,909,512.50	4,911,910.00	0.00	4,987.50	7/30/2024		98.190	5.225		5.225	2,397.50
3130ANF21	184994	300	FHLL Step-Up Bond	8/16/2021	1.000	2,000,000.00	2,000,000.00	1,966,956.00	0.00	2,500.00	8/16/2024	5/16/2024	100.000	0.583	0.634	0.583	(33,044.00)
3130ANF21	184995	300	FHLL Step-Up Bond	8/16/2021	1.000	2,000,000.00	2,000,000.00	1,966,956.00	0.00	2,500.00	8/16/2024	5/16/2024	100.000	0.583	0.634	0.583	(33,044.00)
79584RJ66	191738	300	Salvation Army Comm Paper	12/11/2023	5.300	5,000,000.00	4,801,250.00	4,801,250.00	0.00	82,444.44	9/6/2024		96.025	5.546		5.546	0.00
79584RJ90	191774	300	Salvation Army Comm Paper	12/14/2023	5.250	5,000,000.00	4,803,125.00	4,803,125.00	0.00	79,479.17	9/9/2024		96.063	5.492		5.492	0.00
78009AJT2	192695	300	RBC Comm Paper	3/27/2024	5.210	5,000,000.00	4,866,855.56	4,866,690.00	0.00	3,618.06	9/27/2024		97.337	5.426		5.426	(165.56)
79584RK72	192020	300	Salvation Army Comm Paper	1/11/2024	5.100	5,000,000.00	4,808,750.00	4,808,750.00	0.00	57,375.00	10/7/2024		96.175	5.330		5.330	0.00
3130AX5B0	190948	300	FHLL Callable Bond	9/13/2023	5.420	2,000,000.00	2,000,000.00	1,998,508.00	0.00	5,420.00	12/13/2024	6/13/2024	100.000	5.427		5.427	(1,492.00)
3130AMYT3	184702	300	FHLL Step-Up Bond	6/30/2021	0.900	2,000,000.00	2,000,000.00	1,935,304.00	0.00	4,550.00	12/30/2024		100.000	0.686		0.686	(64,696.00)
3130AN4K3	184847	300	FHLL Step-Up Bond	7/21/2021	1.000	2,000,000.00	2,000,000.00	1,933,604.00	0.00	3,888.89	1/21/2025		100.000	0.714		0.714	(66,396.00)
3130AYYL4	192264	300	FHLL Callable Bond	2/14/2024	5.210	2,000,000.00	2,000,000.00	1,997,104.00	0.00	13,603.89	2/14/2025	8/14/2024	100.000	5.210		5.210	(2,896.00)
3130AQQ97	186312	300	FHLL Step-Up Bond	2/18/2022	2.500	1,000,000.00	1,000,000.00	989,202.00	0.00	2,986.11	2/18/2025		100.000	1.688		1.688	(10,798.00)
3130B0AB5	192525	300	FHLL Callable Bond	3/18/2024	5.400	2,000,000.00	2,000,000.00	1,997,334.00	0.00	3,900.00	3/18/2025	6/18/2024	100.000	5.400		5.400	(2,666.00)
3130B0JN0	192542	300	FHLL Callable Bond	3/20/2024	5.250	2,000,000.00	2,000,000.00	1,997,718.00	0.00	3,208.33	3/20/2025	9/20/2024	100.000	5.250		5.250	(2,282.00)
3130ALWA8	184250	300	FHLL Step-Up Bond	4/15/2021	1.000	1,100,000.00	1,100,000.00	1,061,649.60	0.00	5,072.22	4/15/2025	4/15/2024	100.000	0.719	0.624	0.624	(38,350.40)
3130ARH53	186725	300	FHLL Step-Up Bond	4/22/2022	3.000	2,000,000.00	2,000,000.00	1,996,704.00	0.00	26,500.00	4/22/2025	4/22/2024	100.000	2.667	2.494	2.494	(3,296.00)
3130AN260	185279	300	FHLL Step-Up Bond	9/27/2021	0.900	2,000,000.00	2,000,000.00	1,909,442.00	0.00	200.00	6/27/2025		100.000	0.660		0.660	(90,558.00)
3130ANGJ3	185019	300	FHLL Step-Up Bond	8/19/2021	1.200	2,000,000.00	2,000,000.00	1,924,618.00	0.00	2,800.00	8/19/2025	5/19/2024	100.000	0.825	0.572	0.572	(75,382.00)
3130B0AD1	192406	300	FHLL Callable Bond	3/4/2024	5.500	2,000,000.00	2,000,000.00	2,000,004.00	0.00	8,250.00	9/4/2025	6/4/2024	100.000	5.500		5.500	4.00
3130B0AC3	192524	300	FHLL Callable Bond	3/18/2024	5.500	2,000,000.00	2,000,000.00	1,997,078.00	0.00	3,972.22	9/18/2025	6/18/2024	100.000	5.500		5.500	(2,922.00)
3134GXX33	187790	300	FHLLC Step-Up Bond	9/23/2022	5.000	2,000,000.00	2,000,000.00	2,000,080.00	0.00	2,222.22	9/23/2025	6/23/2024	100.000	4.500	4.142	4.142	80.00
3135G06B4	182576	300	FNMA Callable Bond	10/23/2020	0.560	2,000,000.00	2,000,000.00	1,869,508.00	0.00	4,946.67	10/22/2025		100.000	0.560		0.560	(130,492.00)
3130AKU61	183560	300	FHLL Step-Up Bond	1/27/2021	0.750	2,000,000.00	2,000,000.00	1,859,810.00	0.00	2,666.67	1/27/2026		100.000	0.610		0.610	(140,190.00)
3130AKTT3	183599	300	FHLL Step-Up Bond	1/29/2021	0.750	2,000,000.00	2,000,000.00	1,862,266.00	0.00	2,583.33	1/29/2026		100.000	0.540		0.540	(137,734.00)
3134H1UW1	192357	300	FHLLC Callable Bond	2/26/2024	5.500	2,000,000.00	2,000,000.00	1,997,748.00	0.00	10,694.44	2/26/2026		100.000	5.500		5.500	(2,252.00)
3133EMZB1	184424	300	FFCB Callable Bond	5/13/2021	0.960	2,500,000.00	2,497,883.33	2,307,557.50	0.00	9,200.00	5/13/2026		99.800	1.001		1.001	(190,325.83)
3130AMK55	184502	300	FHLL Step-Up Bond	5/28/2021	1.300	2,500,000.00	2,500,000.00	2,331,057.50	0.00	11,194.44	5/27/2026		100.000	1.040		1.040	(168,942.50)
3130AN5F3	184821	300	FHLL Step-Up Bond	7/15/2021	0.750	2,000,000.00	2,000,000.00	1,853,136.00	0.00	3,166.67	7/15/2026	4/15/2024	100.000	1.045	0.750	0.750	(146,864.00)
3130ANHD5	185058	300	FHLL Step-Up Bond	8/26/2021	1.200	2,000,000.00	2,000,000.00	1,878,618.00	0.00	2,333.33	8/26/2026	5/26/2024	100.000	0.930	0.708	0.708	(121,382.00)
3130ANHR4	185059	300	FHLL Step-Up Bond	8/26/2021	1.000	2,000,000.00	2,000,000.00	1,844,952.00	0.00	1,944.44	8/26/2026	5/26/2024	100.000	0.875	0.738	0.738	(155,048.00)
3130APL37	185627	300	FHLL Callable Bond	11/16/2021	1.400	2,000,000.00	2,000,000.00	1,844,120.00	0.00	10,500.00	11/16/2026	5/16/2024	100.000	1.400	1.400	1.400	(155,880.00)
3134H1SF1	192236	300	FHLLC Callable Bond	2/9/2024	5.550	2,000,000.00	2,000,000.00	1,999,226.00	0.00	16,033.33	2/9/2027	5/9/2024	100.000	5.550		5.550	(774.00)
300 Total						533,053,613.41	525,895,491.11	527,267,327.37	0.00	4,164,569.83							1,371,836.26
825252885	166180	411	Invesco Money Market Fund		5.240	629,130.60	629,130.60	629,130.60	0.00	2,794.95			100.000	5.240		5.240	0.00
31607A703	166179	411	Fidelity Money Market Fund		5.250	5,917,790.79	5,917,790.79	5,917,790.79	0.00	26,414.81			100.000	5.250		5.250	0.00
09248U700	184293	411	BlackRock Money Market Fund		5.197	0.00	0.00	0.00	0.00	0.00			100.000	5.197		5.197	0.00
4812C0670	184104	411	J.P. Morgan Money Market Fund	10/1/2022	5.196	60,000,000.00	60,000,000.00	60,000,000.00	0.00	264,463.14			100.000	5.196		5.196	0.00
89233GD11	191677	411	Toyota Comm Paper	12/4/2023	5.410	6,000,000.00	5,892,701.67	5,971,614.00	0.00	107,298.33	4/1/2024		98.212	5.585		5.585	78,912.33
98459RD23	192110	411	Yale Univ Comm Paper	1/24/2024	0.000	10,000,000.00	9,898,410.00	9,992,620.00	0.00	100,117.68	4/2/2024		98.984	5.429		5.429	94,210.00
48306AD38	192025	411	Kaiser Comm Paper	1/11/2024	5.340	3,000,000.00	2,963,065.00	2,997,312.00	0.00	36,045.00	4/3/2024		98.769	5.482		5.482	34,247.00
912797GZ4	192325	411	U.S. Treasury Bill	2/21/2024	5.277	14,000,000.00	13,911,756.83	13,993,938.00	0.00	82,086.67	4/4/2024		99.370	5.384		5.384	82,181.17
46640PD83	192449	411	J.P. Morgan Comm Paper	3/7/2024	5.300	7,250,000.00	7,215,844.44	7,238,095.50	0.00	26,684.03	4/8/2024		99.529	5.399		5.399	22,251.06
313384VH9	192416	411	FHLL Disc Note	3/5/2024	5.250	10,000,000.00	9,950,416.67	9,984,170.00	0.00	39,375.00	4/8/2024		99.504	5.276		5.276	33,753.33
48306AD95	192448	411	Kaiser Comm Paper	3/7/2024	5.310	8,000,000.00	7,961,060.00	7,985,640.00	0.00	29,500.00	4/9/2024		99.513	5.410		5.410	24,580.00
912797JM0	192126	411	U.S. Treasury Bill	1/25/2024	5.195	3,000,000.00	2,967,534.38	2,996,505.00	0.00	29,002.62	4/9/2024		98.918	5.324		5.324	28,970.62
912797JM0	192350	411	U.S. Treasury Bill	2/23/2024	5.271	14,000,000.00	13,905,707.67	13,983,690.00	0.00	77,893.66	4/9/2024		99.326	5.380		5.380	77,982.33
48306ADA2	192253	411	Kaiser Comm Paper	2/13/2024	5.320	10,000,000.00	9,915,766.67	9,980,550.00	0.00	70,933.33	4/10/2024		99.158	5.440		5.440	64,783.33
48306ADB0	192417	411	Kaiser Comm Paper	3/5/2024	5.300	10,000,000.00	9,945,527.78	9,979,050.00	0.00	39,750.00	4/11/2024		99.455	5.403		5.403	33,522.22
5255M4DC3	191723	411	Leland Stanford Comm Paper	12/7/2023	5.400	10,000,000.00	9,809,500.00	9,977,790.00	0.00	174,000.00	4/12/2024		98.095	5.581		5.581	168,290.00
313396VR1	192527	411	FHLLC Disc Note	3/18/2024	5.235	35,013,000.00	34,865,347.26	34,917,274.46	0.00	71,280.63	4/16/2024		99.578	5.257		5.257	51,927.20
89233GDH6	190801	411	Toyota Comm Paper	8/23/2023	5.470	3,950,000.00	3,807,157.03	3,938,367.25	0.00	133,240.08	4/17/2024		96.384	5.716		5.716	131,210.22
313384VS5	192372	411	FHLL Disc Note	2/28/2024	5.275	6,000,000.00	5,956,920.83	5,982,732.00	0.00	29,012.5							

EOM - REPORT WRITER
Investment Inventory
Sorted by Fund
March 31, 2024

CUSIP	Investment #	Fund Number	Issuer	Purchase Date	Cur Rate	Par Value	Book Value	Market Value	Pur Accr Interest	Accrued Interest	Maturity Date	Call Date	Purchase Price	YTM	YTC	YTW	Unrealized G/L
912797HG5	192672	411	U.S. Treasury Bill	3/22/2024	5.263	15,000,000.00	14,925,440.83	14,947,425.00	0.00	21,929.17	4/25/2024		99.503	5.363		5.363	21,984.17
3130APH81	185533	411	FHLB Step-Up Bond	11/3/2021	1.000	5,000,000.00	4,999,510.08	4,985,330.00	0.00	9,027.78	4/26/2024		99.650	0.646		0.646	(14,180.08)
912797JQ1	192418	411	U.S. Treasury Bill	3/5/2024	5.271	9,000,000.00	8,926,213.00	8,961,876.00	0.00	35,575.88	4/30/2024		99.180	5.388		5.388	35,663.00
47805HE14	192125	411	Johns Hopkins Comm Paper	1/25/2024	5.300	10,000,000.00	9,857,194.44	9,857,194.44	0.00	98,638.89	5/1/2024		98.572	5.451		5.451	0.00
21920NE24	192502	411	Cornell Univ Comm Paper	3/14/2024	5.300	10,000,000.00	9,927,861.11	9,927,861.11	0.00	26,500.00	5/2/2024		99.279	5.413		5.413	0.00
3130AME24	184362	411	FHLB Callable Bond	5/3/2021	0.390	5,000,000.00	5,000,000.00	4,976,215.00	0.00	8,016.67	5/3/2024		100.000	0.390		0.390	(23,785.00)
912797JV0	192467	411	U.S. Treasury Bill	3/11/2024	5.235	14,000,000.00	13,883,957.50	13,926,514.00	0.00	42,752.50	5/7/2024		99.171	5.352		5.352	42,556.50
912797HQ3	192688	411	U.S. Treasury Bill	3/26/2024	5.255	13,000,000.00	12,916,503.89	12,927,694.00	0.00	11,385.83	5/9/2024		99.358	5.362		5.362	11,190.11
313384WR6	192698	411	FHLB Disc Note	3/27/2024	5.250	8,000,000.00	7,948,666.67	7,950,120.00	0.00	5,833.33	5/10/2024		99.358	5.284		5.284	1,453.33
3135GA3C3	182946	411	FNMA Callable Bond	11/27/2020	0.350	2,400,000.00	2,399,977.92	2,385,292.80	0.00	3,126.67	5/17/2024		99.975	0.357		0.357	(14,685.12)
313384XB0	191051	411	FHLB Disc Note	9/26/2023	5.270	20,000,000.00	19,306,116.67	19,846,300.00	0.00	550,422.22	5/20/2024		96.531	5.511		5.511	540,183.33
912797JX6	192473	411	U.S. Treasury Bill	3/12/2024	5.234	11,000,000.00	10,888,056.97	10,919,568.00	0.00	31,983.72	5/21/2024		98.982	5.361		5.361	31,511.03
89233GEN2	192244	411	Toyota Comm Paper	2/12/2024	5.300	10,000,000.00	9,852,777.78	9,918,750.00	0.00	72,138.89	5/22/2024		98.528	5.454		5.454	65,972.22
91411SEN6	192255	411	Univ of California Comm Paper	2/13/2024	5.320	10,000,000.00	9,853,700.00	9,917,360.00	0.00	70,933.33	5/22/2024		98.537	5.474		5.474	63,660.00
3130AMMM1	184539	411	FHLB Callable Bond	6/3/2021	0.375	4,000,000.00	4,000,000.00	3,964,132.00	0.00	4,916.67	6/3/2024		100.000	0.375		0.375	(35,868.00)
3130AXY77	191678	411	FHLB Bullet	12/4/2023	5.375	3,000,000.00	3,000,000.00	3,000,900.00	0.00	53,302.08	6/4/2024		100.000	5.375		5.375	90.00
313588XT7	192533	411	FNMA Disc Note	3/19/2024	5.190	12,000,000.00	11,865,060.00	11,881,200.00	0.00	22,490.00	6/5/2024		98.876	5.249		5.249	16,140.00
912797HT7	192503	411	U.S. Treasury Bill	3/14/2024	5.241	10,000,000.00	9,877,710.00	9,904,350.00	0.00	26,205.00	6/6/2024		98.777	5.380		5.380	26,640.00
3130AMLML2	184550	411	FHLB Callable Bond	6/7/2021	0.375	4,000,000.00	4,000,000.00	3,964,128.00	0.00	4,750.00	6/7/2024		100.000	0.375		0.375	(35,872.00)
3130AMKX9	184551	411	FHLB Callable Bond	6/7/2021	0.400	2,500,000.00	2,500,000.00	2,477,690.00	0.00	3,166.67	6/7/2024		100.000	0.400		0.400	(22,310.00)
3130AMKZ4	184586	411	FHLB Callable Bond	6/10/2021	0.400	2,500,000.00	2,500,000.00	2,476,702.50	0.00	3,083.33	6/10/2024		100.000	0.400		0.400	(23,297.50)
78009AFH2	191044	411	RBC Comm Paper	9/25/2023	5.600	10,000,000.00	9,586,222.22	9,880,950.00	0.00	294,000.00	6/17/2024		95.862	5.869		5.869	294,727.78
98459RFJ4	192313	411	Yale Univ Comm Paper	2/20/2024	5.320	10,000,000.00	9,824,140.00	9,878,530.00	0.00	60,590.42	6/18/2024		98.241	5.491		5.491	54,390.00
313384YG8	192682	411	FHLB Disc Note	3/25/2024	5.185	22,000,000.00	21,730,668.06	21,741,170.00	0.00	22,180.28	6/18/2024		98.776	5.249		5.249	10,501.94
313588YG4	192546	411	FNMA Disc Note	3/20/2024	5.165	7,000,000.00	6,909,612.50	6,917,645.00	0.00	12,051.67	6/18/2024		98.709	5.233		5.233	8,032.50
98459RFL9	192225	411	Yale Univ Comm Paper	2/8/2024	5.320	7,000,000.00	6,862,415.00	6,912,913.00	0.00	54,827.11	6/20/2024		98.035	5.502		5.502	50,498.00
313384YJ2	191547	411	FHLB Disc Note	11/22/2023	5.150	23,000,000.00	22,305,751.39	22,722,804.00	0.00	431,026.39	6/20/2024		96.982	5.366		5.366	417,052.61
5255M4FM9	192184	411	Leland Stanford Comm Paper	2/1/2024	5.250	10,000,000.00	9,794,375.00	9,872,110.00	0.00	87,500.00	6/21/2024		97.944	5.435		5.435	77,735.00
89233GG26	192544	411	Toyota Comm Paper	3/20/2024	5.300	10,000,000.00	9,846,888.89	9,858,080.00	0.00	17,666.67	7/2/2024		98.469	5.457		5.457	11,191.11
313384YX1	192528	411	FHLB Disc Note	3/18/2024	5.175	13,964,000.00	13,749,216.23	13,771,548.15	0.00	28,102.55	7/3/2024		98.462	5.256		5.256	22,331.92
313384ZG7	192472	411	FHLB Disc Note	3/25/2024	5.160	23,000,000.00	22,597,806.67	22,653,597.00	0.00	65,933.33	7/12/2024		98.251	5.252		5.252	55,790.33
91411SGH7	192663	411	Univ of California Comm Paper	3/21/2024	5.300	15,000,000.00	14,739,416.67	14,739,416.67	0.00	24,291.67	7/17/2024		98.263	5.469		5.469	0.00
313384ZP7	192518	411	FHLB Disc Note	3/15/2024	5.155	20,000,000.00	19,639,150.00	19,678,900.00	0.00	48,686.11	7/19/2024		98.196	5.250		5.250	39,750.00
3130AL6V1	183801	411	FHLB Step-Up Bond	2/19/2021	0.500	4,500,000.00	4,500,000.00	4,418,064.00	0.00	2,812.50	8/16/2024		100.000	0.264		0.264	(81,936.00)
79584RHL5	191655	411	Salvation Army Comm Paper	12/1/2023	5.400	6,600,000.00	6,339,630.00	6,339,630.00	0.00	120,780.00	8/20/2024		96.055	5.651		5.651	0.00
79584RJ90	191777	411	Salvation Army Comm Paper	12/14/2023	5.250	10,000,000.00	9,606,250.00	9,606,250.00	0.00	158,958.33	9/9/2024		96.063	5.492		5.492	0.00
3130AYZE9	192281	411	FHLB Bullet	2/15/2024	5.200	3,000,000.00	3,000,000.00	2,998,422.00	0.00	7,800.00	9/13/2024		100.000	5.208		5.208	(1,578.00)
78009AJT2	192697	411	RBC Comm Paper	3/27/2024	5.210	10,000,000.00	9,733,711.11	9,733,380.00	0.00	7,236.11	9/27/2024		97.337	5.426		5.426	(331.11)
3134GWVJ2	182436	411	FHLMC Callable Bond	10/7/2020	0.400	3,000,000.00	2,999,887.58	2,930,079.00	0.00	33.33	9/30/2024		99.970	0.408		0.408	(69,808.58)
3130AMVE9	184706	411	FHLB Step-Up Bond	6/30/2021	0.550	5,000,000.00	5,000,000.00	4,887,105.00	0.00	6,951.39	9/30/2024		100.000	0.435		0.435	(112,895.00)
79584RK72	192024	411	Salvation Army Comm Paper	11/1/2024	5.100	10,000,000.00	9,617,500.00	9,617,500.00	0.00	114,750.00	10/7/2024		96.175	5.330		5.330	0.00
3133EMCN0	182520	411	FFCB Callable Bond	10/16/2020	0.400	4,000,000.00	3,999,460.74	3,895,416.00	0.00	7,377.78	10/15/2024		99.900	0.425		0.425	(104,044.74)
3134GWZ90	182578	411	FHLMC Callable Bond	10/23/2020	0.400	1,050,000.00	1,049,908.73	1,022,043.75	0.00	1,866.67	10/21/2024		99.938	0.416		0.416	(27,864.98)
3130AKXV3	184311	411	FHLB Callable Bond	4/22/2021	0.300	6,000,000.00	5,996,822.71	5,817,162.00	0.00	2,150.00	11/18/2024	5/18/2024	99.700	0.385	0.391	0.385	(179,660.71)
3130AX5B0	190950	411	FHLB Callable Bond	9/13/2023	5.420	3,000,000.00	3,000,000.00	2,997,762.00	0.00	8,130.00	12/13/2024	6/13/2024	100.000	5.427		5.427	(2,238.00)
3130AMYT3	184705	411	FHLB Step-Up Bond	6/30/2021	0.900	5,000,000.00	5,000,000.00	4,838,260.00	0.00	11,375.00	12/30/2024		100.000	0.686		0.686	(161,740.00)
3130AKXL5	183782	411	FHLB Step-Up Bond	2/18/2021	0.500	2,500,000.00	2,500,000.00	2,397,652.50	0.00	1,493.06	2/18/2025		100.000	0.369		0.369	(102,347.50)
3130ANGN4	185005	411	FHLB Step-Up Bond	8/18/2021	1.000	5,000,000.00	4,999,371.03	4,833,005.00	0.00	5,972.22	2/18/2025	5/18/2024	99.950	0.629	0.367	0.367	(166,366.03)
3130AQQ97	186313	411	FHLB Step-Up Bond	2/18/2022	2.500	2,000,000.00	2,000,000.00	1,978,404.00	0.00	5,972.22	2/18/2025		100.000	1.688		1.688	(21,596.00)
3130ANLN0	185061	411	FHLB Step-Up Bond	8/26/2021	0.900	5,000,000.00	5,000,000.00	4,808,175.00	0.00	4,375.00	2/26/2025	5/26/2024	100.000	0.686	0.400	0.400	(191,825.00)
3130B0JN0	192545	411	FHLB Callable Bond	3/20/2024	5.250	3,000,000.00	3,000,000.00	2,996,577.00	0.00	4,812.50	3/20/2025	9/20/2024	100.000	5.250		5.250	(3,423.00)
3130ARH53	186727	411	FHLB Step-Up Bond	4/22/2022	3.000	5,000,000.00	5,000,000.00	4,991,760.00	0.00	66,250.00	4/22/2025	4/22/2024	100.000	2.667	2.494	2.494	(8,240.00)
3133EMF98	184611	411	FFCB Callable Bond	6/16/2021	0.650	5,000,000.00	4,999,626.66	4,750,755.00	0.00	10,111.11	6/9/2025		99.975	0.656		0.656	(248,871.66)
3133EMH47	184612	411	FFCB Callable Bond	6/16/2021	0.600	5,000,000.00	4,998,640.63	4,743,275.00	0.00	8,750.00	6/16/2025		99.910	0.623		0.623	(255,365.63)
3134GXX33	187791	411	FHLMC Step-Up Bond	9/23/2022	5.000	3,000,000.00	3,000,000.00	3,000,120.00	0.00	3,333.33	9/23/2025	6/23/2024	100.000	5.110	4.000	4.000	120.00
3136G4U4	182580	411	FNMA Callable Bond	10/23/2020	0.500	1,500,000.00	1,500,000.00	1,398,972.00	0.00	3,354.17	10/20/2025		100.000	0.500		0.500	(101,028.00)

EOM - REPORT WRITER
Investment Inventory
Sorted by Fund
March 31, 2024

CUSIP	Investment #	Fund Number	Issuer	Purchase Date	Cur Rate	Par Value	Book Value	Market Value	Pur Accr Interest	Accrued Interest	Maturity Date	Call Date	Purchase Price	YTM	YTC	YTW	Unrealized G/L
3135G06B4	182579	411	FNMA Callable Bond	10/23/2020	0.560	5,000,000.00	5,000,000.00	4,673,770.00	0.00	12,366.67	10/22/2025		100.000	0.560		0.560	(326,230.00)
3136G46N8	182652	411	FNMA Callable Bond	10/30/2020	0.600	3,000,000.00	3,000,000.00	2,799,129.00	0.00	7,600.00	10/29/2025		100.000	0.600		0.600	(200,871.00)
3133EMYD8	184378	411	FFCB Callable Bond	5/5/2021	0.850	2,000,000.00	1,999,292.95	1,877,550.00	0.00	6,988.89	11/3/2025		99.900	0.873		0.873	(121,742.95)
3130AKU61	183562	411	FHLB Step-Up Bond	1/27/2021	0.750	3,000,000.00	3,000,000.00	2,789,715.00	0.00	4,000.00	1/27/2026		100.000	0.610		0.610	(210,285.00)
3130AKZG4	183780	411	FHLB Step-Up Bond	2/18/2021	0.625	5,000,000.00	4,999,435.83	4,654,160.00	0.00	3,732.64	2/18/2026		99.970	0.481		0.481	(345,275.83)
3130ALGH1	183864	411	FHLB Step-Up Bond	2/26/2021	1.000	4,600,000.00	4,600,000.00	4,318,562.80	0.00	4,472.22	2/26/2026		100.000	0.675		0.675	(281,437.20)
3130ALGJ7	184066	411	FHLB Callable Bond	3/23/2021	1.000	5,362,500.00	5,362,500.00	4,976,946.97	0.00	1,191.67	3/23/2026		100.000	1.000		1.000	(385,553.03)
3130AM7K2	184357	411	FHLB Step-Up Bond	4/30/2021	1.250	3,000,000.00	3,000,000.00	2,800,941.00	0.00	15,729.17	4/30/2026		100.000	1.000		1.000	(199,059.00)
3130AMCM2	184419	411	FHLB Step-Up Bond	5/12/2021	1.000	5,000,000.00	5,000,000.00	4,822,410.00	0.00	19,305.56	5/12/2026	5/12/2024	100.000	0.750	0.582	0.582	(177,590.00)
3130AMKC5	184475	411	FHLB Step-Up Bond	5/27/2021	1.300	2,000,000.00	2,000,000.00	1,864,846.00	0.00	8,955.56	5/27/2026		100.000	1.040		1.040	(135,154.00)
3130ANKW9	185048	411	FHLB Step-Up Bond	8/25/2021	1.000	5,000,000.00	5,000,000.00	4,606,955.00	0.00	5,000.00	8/25/2026	5/25/2024	100.000	0.825	0.500	0.500	(393,045.00)
3130ANJ92	185119	411	FHLB Step-Up Bond	9/2/2021	1.000	5,000,000.00	4,999,494.03	4,593,760.00	0.00	5,000.00	8/25/2026		99.979	0.937		0.937	(405,734.03)
3130ANLN8	185060	411	FHLB Step-Up Bond	8/26/2021	0.750	5,000,000.00	5,000,000.00	4,661,325.00	0.00	3,645.83	8/26/2026	5/26/2024	100.000	0.690	0.627	0.627	(338,675.00)
3130APL37	185629	411	FHLB Callable Bond	11/16/2021	1.400	5,000,000.00	5,000,000.00	4,610,300.00	0.00	26,250.00	11/16/2026	5/16/2024	100.000	1.400	1.400	1.400	(389,700.00)
		411 Total				792,948,421.39	783,942,512.49	781,583,622.30	0.00	5,211,138.62							(2,358,890.19)
313384VQ9	191224	414	FHLB Disc Note	10/13/2023	5.265	120,018.00	116,770.76	119,707.15	0.00	3,001.50	4/15/2024		97.294	5.501		5.501	2,936.39
313384VQ9	191225	414	FHLB Disc Note	10/13/2023	5.265	534,206.00	519,752.39	532,822.41	0.00	13,359.82	4/15/2024		97.294	5.501		5.501	13,070.02
313384VQ9	191226	414	FHLB Disc Note	10/13/2023	5.265	3,977,776.00	3,870,152.30	3,967,473.56	0.00	99,479.20	4/15/2024		97.294	5.501		5.501	97,321.26
313396VWV9	191452	414	FHLMC Disc Note	11/15/2023	5.205	3,278.00	3,191.74	3,255.19	0.00	65.41	5/15/2024		97.369	5.346		5.346	63.45
313396VWV9	191453	414	FHLMC Disc Note	11/15/2023	5.205	5,722.00	5,571.43	5,682.17	0.00	114.17	5/15/2024		97.369	5.346		5.346	110.74
912797KB2	192296	414	U.S. Treasury Bill	2/15/2024	5.113	28,398.00	27,664.01	27,850.03	0.00	185.51	8/15/2024		97.415	5.321		5.321	186.02
912797KB2	192297	414	U.S. Treasury Bill	2/15/2024	5.113	55,659.00	54,220.41	54,585.00	0.00	363.60	8/15/2024		97.415	5.321		5.321	364.59
912797KB2	192298	414	U.S. Treasury Bill	2/15/2024	5.113	505,619.00	492,550.50	495,862.58	0.00	3,303.03	8/15/2024		97.415	5.321		5.321	3,312.08
912797KB2	192299	414	U.S. Treasury Bill	2/15/2024	5.113	877,324.00	854,648.22	860,395.16	0.00	5,731.24	8/15/2024		97.415	5.321		5.321	5,746.94
		414 Total				6,108,000.00	5,944,521.76	6,067,633.25	0.00	125,603.48							123,111.49
09248U700	192360	415	BlackRock Money Market Fund	2/27/2024	5.197	1,228,488.47	1,228,488.47	1,228,488.47	0.00	5,412.67			100.000	5.197		5.197	0.00
		415 Total				1,228,488.47	1,228,488.47	1,228,488.47	0.00	5,412.67							0.00
09248U700	192361	416	BlackRock Money Market Fund	2/27/2024	5.197	946.36	946.36	946.36	0.00	4.17			100.000	5.197		5.197	0.00
313384YS2	192434	416	FHLB Disc Note	3/6/2024	5.180	29,177,000.00	28,698,399.94	28,791,892.78	0.00	109,154.40	6/28/2024		98.360	5.266		5.266	93,492.84
313384YS2	192435	416	FHLB Disc Note	3/6/2024	5.180	29,177,000.00	28,698,399.94	28,791,892.78	0.00	109,154.40	6/28/2024		98.360	5.266		5.266	93,492.84
313384YS2	192436	416	FHLB Disc Note	3/6/2024	5.180	29,177,000.00	28,698,399.94	28,791,892.78	0.00	109,154.40	6/28/2024		98.360	5.266		5.266	93,492.84
		416 Total				87,531,946.36	86,096,146.18	86,376,624.70	0.00	327,467.37							280,478.52
09248U700	192493	417	BlackRock Money Market Fund	3/13/2024	5.197	322.06	322.06	322.06	0.00	0.87			100.000	5.197		5.197	0.00
313384ZC6	192487	417	FHLB Disc Note	3/13/2024	5.160	40,585,000.00	39,904,389.55	39,996,842.18	0.00	110,526.48	7/8/2024		98.323	5.248		5.248	92,452.63
313384ZC6	192488	417	FHLB Disc Note	3/13/2024	5.160	40,585,000.00	39,904,389.55	39,996,842.18	0.00	110,526.48	7/8/2024		98.323	5.248		5.248	92,452.63
313384ZC6	192489	417	FHLB Disc Note	3/13/2024	5.160	40,585,000.00	39,904,389.55	39,996,842.18	0.00	110,526.48	7/8/2024		98.323	5.248		5.248	92,452.63
313384ZC6	192490	417	FHLB Disc Note	3/13/2024	5.160	40,585,000.00	39,904,389.55	39,996,842.18	0.00	110,526.48	7/8/2024		98.323	5.248		5.248	92,452.63
313588ZC2	192486	417	FNMA Disc Note	3/13/2024	5.115	40,585,000.00	39,910,325.11	39,996,842.18	0.00	109,562.59	7/8/2024		98.338	5.201		5.201	86,517.07
		417 Total				202,925,322.06	199,528,205.37	199,984,532.96	0.00	551,669.38							456,327.59
313384WJ4	192196	511	FHLB Disc Note	2/2/2024	5.204	100,000.00	98,684.54	99,478.00	0.00	852.88	5/3/2024		98.685	5.273		5.273	793.46
		511 Total				100,000.00	98,684.54	99,478.00	0.00	852.88							793.46
313384WJ4	192197	522	FHLB Disc Note	2/2/2024	5.204	500,000.00	493,422.72	497,390.00	0.00	4,264.39	5/3/2024		98.685	5.273		5.273	3,967.28
		522 Total				500,000.00	493,422.72	497,390.00	0.00	4,264.39							3,967.28
912797JL2	192665	555	U.S. Treasury Bill	3/21/2024	5.233	2,000,000.00	1,996,511.33	1,999,710.00	0.00	3,197.95	4/2/2024		99.826	5.315		5.315	3,198.67
912797GZ4	192699	555	U.S. Treasury Bill	3/27/2024	5.224	1,500,000.00	1,498,258.83	1,499,350.50	0.00	1,088.23	4/4/2024		99.884	5.302		5.302	1,091.67
912797JM0	192700	555	U.S. Treasury Bill	3/27/2024	5.231	1,500,000.00	1,497,166.81	1,498,252.50	0.00	1,089.69	4/9/2024		99.811	5.313		5.313	1,085.69
313312VL1	192711	555	FFCB Disc Note	3/28/2024	5.220	2,000,000.00	1,995,940.00	1,995,972.00	0.00	1,160.00	4/11/2024		99.797	5.231		5.231	32.00
		555 Total				7,000,000.00	6,987,876.97	6,993,285.00	0.00	6,535.87							5,408.03
313384VA4	192712	566	FHLB Disc Note	3/28/2024	5.150	8,330,000.00	8,325,233.39	8,325,233.39	0.00	4,766.61	4/1/2024		99.943	5.153		5.153	0.00
		566 Total				8,330,000.00	8,325,233.39	8,325,233.39	0.00	4,766.61							0.00
825252869	151206	712	Invesco Money Market Fund	10/1/2022	5.081	0.00	0.00	0.00	0.00	0.00			100.000	5.081		5.081	0.00
316175108	184449	712	Fidelity Money Market Fund		5.210	0.00	0.00	0.00	0.00	0.44			100.000	5.210		5.210	0.00
09248U700	183948	712	BlackRock Money Market Fund		5.197	5,261,700.00	5,261,700.00	5,261,700.00	0.00	23,537.67			100.000	5.197		5.197	0.00
48306AD38	192030	712	Kaiser Comm Paper	1/11/2024	5.340	8,491,500.00	8,386,955.48	8,483,891.62	0.00	102,025.37	4/3/2024		98.769	5.482		5.482	96,936.14
313588VC6	191533	712	FNMA Disc Note	11/21/2023	5.205	10,197,000.00	9,999,441.62	10,188,									

EOM - REPORT WRITER
Investment Inventory
Sorted by Fund
March 31, 2024

CUSIP	Investment #	Fund Number	Issuer	Purchase Date	Cur Rate	Par Value	Book Value	Market Value	Pur Accr Interest	Accrued Interest	Maturity Date	Call Date	Purchase Price	YTM	YTC	YTW	Unrealized G/L
313384VE6	191983	712	FHBL Disc Note	1/5/2024	5.240	20,388,000.00	20,117,949.61	20,364,533.41	0.00	258,180.04	4/5/2024		98.675	5.310		5.310	246,583.80
313588VK8	191238	712	FNMA Disc Note	10/18/2023	5.255	362,000.00	352,752.66	361,322.70	0.00	8,771.76	4/10/2024		97.445	5.393		5.393	8,570.04
21920NDB5	192290	712	Cornell Univ Comm Paper	2/15/2024	5.300	15,000,000.00	14,876,333.33	14,876,333.33	0.00	101,583.34	4/11/2024		99.176	5.418		5.418	0.00
48306ADB0	192421	712	Kaiser Comm Paper	3/5/2024	5.300	3,330,800.00	3,312,656.39	3,323,821.97	0.00	13,239.93	4/11/2024		99.455	5.403		5.403	11,165.58
46640PDH3	192511	712	J.P. Morgan Comm Paper	3/14/2024	5.320	18,000,000.00	17,909,560.00	17,946,090.00	0.00	47,880.00	4/17/2024		99.498	5.421		5.421	36,530.00
313384VS5	192057	712	FHBL Disc Note	1/17/2024	5.222	2,133,700.00	2,105,535.04	2,127,559.21	0.00	23,212.88	4/17/2024		98.680	5.292		5.292	22,024.17
313588VS1	191855	712	FNMA Disc Note	12/19/2023	5.150	5,000,000.00	4,914,166.67	4,985,610.00	0.00	74,388.89	4/17/2024		98.283	5.240		5.240	71,443.33
313588VZ5	192479	712	FNMA Disc Note	3/12/2024	5.210	4,436,500.00	4,408,891.41	4,419,264.20	0.00	12,841.20	4/24/2024		99.378	5.243		5.243	10,372.79
313384WB1	192292	712	FHBL Disc Note	2/15/2024	5.230	17,913,000.00	17,728,232.38	17,838,249.05	0.00	119,708.60	4/26/2024		98.969	5.285		5.285	110,016.67
313396WV6	191829	712	FHLMC Disc Note	12/15/2023	5.155	2,690,000.00	2,637,228.55	2,677,227.88	0.00	41,600.85	4/30/2024		98.038	5.258		5.258	39,999.33
313384WG0	192165	712	FHBL Disc Note	1/31/2024	5.203	5,000,000.00	4,934,239.86	4,975,350.00	0.00	44,080.97	5/1/2024		98.685	5.272		5.272	41,110.14
21920NE24	192505	712	Cornell Univ Comm Paper	3/14/2024	5.300	5,025,000.00	4,988,750.21	4,988,750.21	0.00	13,316.25	5/2/2024		99.279	5.413		5.413	0.00
313384WP0	191417	712	FHBL Disc Note	11/9/2023	5.269	15,408,000.00	14,999,821.11	15,316,399.44	0.00	324,739.01	5/8/2024		97.351	5.412		5.412	316,578.33
313384WP0	191431	712	FHBL Disc Note	11/13/2023	5.255	19,363,700.00	18,863,398.47	19,248,582.80	0.00	395,718.72	5/8/2024		97.416	5.394		5.394	385,184.33
313384WP0	192218	712	FHBL Disc Note	2/7/2024	5.230	13,226,000.00	13,051,148.61	13,147,371.43	0.00	103,757.97	5/8/2024		98.678	5.300		5.300	96,222.82
313384WP0	192536	712	FHBL Disc Note	3/19/2024	5.245	5,452,000.00	5,412,283.69	5,419,587.86	0.00	10,326.24	5/8/2024		99.272	5.283		5.283	7,304.17
313384WR6	191784	712	FHBL Disc Note	12/14/2023	5.100	18,283,000.00	17,899,666.43	18,169,005.49	0.00	282,319.99	5/10/2024		97.903	5.209		5.209	269,339.06
313396WX7	192668	712	FHLMC Disc Note	3/21/2024	5.205	8,823,000.00	8,751,563.11	8,760,312.59	0.00	14,032.25	5/16/2024		99.190	5.247		5.247	8,749.48
313384WY1	192082	712	FHBL Disc Note	1/19/2024	5.180	14,582,000.00	14,332,315.65	14,476,280.50	0.00	153,167.71	5/17/2024		98.288	5.270		5.270	143,964.85
313384XD6	191752	712	FHBL Disc Note	12/12/2023	5.150	1,076,000.00	1,051,063.70	1,067,418.90	0.00	17,085.98	5/22/2024		97.683	5.272		5.272	16,355.20
313384XD6	192331	712	FHBL Disc Note	2/21/2024	5.230	5,067,000.00	5,000,012.85	5,026,590.68	0.00	29,444.90	5/22/2024		98.678	5.300		5.300	26,577.83
313384XD6	192387	712	FHBL Disc Note	2/29/2024	5.240	557,600.00	550,863.57	553,153.14	0.00	2,597.18	5/22/2024		98.792	5.304		5.304	2,289.57
313312XV7	191835	712	FFCB Disc Note	12/18/2023	5.090	20,000,000.00	19,513,622.22	19,796,260.00	0.00	296,916.67	6/7/2024		97.568	5.217		5.217	282,637.78
313384YA1	192270	712	FHBL Disc Note	2/14/2024	5.220	3,144,500.00	3,090,241.65	3,110,212.37	0.00	21,429.77	6/12/2024		98.275	5.312		5.312	19,970.72
313384YC7	191856	712	FHBL Disc Note	12/19/2023	5.090	10,253,000.00	9,994,960.47	10,138,258.68	0.00	150,764.67	6/14/2024		97.483	5.221		5.221	143,298.21
912796ZW2	191911	712	U.S. Treasury Bill	12/27/2023	5.054	3,660,000.00	3,569,567.09	3,617,573.28	0.00	49,327.04	6/20/2024		97.529	5.254		5.254	48,006.19
5255M4FR8	192187	712	Leland Stanford Comm Paper	2/1/2024	5.250	3,677,000.00	3,599,246.77	3,599,246.77	0.00	32,173.75	6/25/2024		97.885	5.174		5.174	0.00
313384YQ6	191872	712	FHBL Disc Note	12/20/2023	5.015	5,745,000.00	5,593,741.33	5,670,820.56	0.00	82,431.97	6/26/2024		97.367	5.234		5.234	77,079.23
313384YQ6	192376	712	FHBL Disc Note	2/28/2024	5.220	5,103,500.00	5,015,439.11	5,037,603.61	0.00	24,420.25	6/26/2024		98.275	5.312		5.312	22,164.50
313384YQ6	192397	712	FHBL Disc Note	3/1/2024	5.220	4,776,000.00	4,694,975.16	4,714,332.29	0.00	21,468.12	6/26/2024		98.304	5.310		5.310	19,357.13
313384YQ6	192442	712	FHBL Disc Note	3/6/2024	5.210	10,000,000.00	9,837,911.11	9,870,880.00	0.00	37,627.78	6/26/2024		98.379	5.296		5.296	32,968.89
313384YX1	192316	712	FHBL Disc Note	2/20/2024	5.145	12,920,000.00	12,672,571.23	12,741,936.56	0.00	75,705.82	7/3/2024		98.085	5.245		5.245	69,365.33
313384ZE2	192053	712	FHBL Disc Note	1/17/2024	5.010	2,071,000.00	2,020,562.52	2,040,396.83	0.00	21,616.06	7/10/2024		97.565	5.135		5.135	19,834.31
313384ZE2	192438	712	FHBL Disc Note	3/6/2024	5.150	5,092,000.00	5,000,216.70	5,016,755.52	0.00	18,939.41	7/10/2024		98.198	5.245		5.245	16,538.82
912797KP1	192552	712	U.S. Treasury Bill	3/20/2024	5.213	5,000,000.00	4,914,564.72	4,923,335.00	0.00	8,688.33	7/16/2024		98.291	5.304		5.304	8,770.28
313384ZM4	191973	712	FHBL Disc Note	1/4/2024	4.965	1,411,500.00	1,373,539.47	1,389,239.23	0.00	17,130.91	7/17/2024		97.311	5.158		5.158	15,699.76
313384ZU6	192553	712	FHBL Disc Note	3/20/2024	5.150	5,000,000.00	4,909,875.00	4,916,170.00	0.00	8,583.33	7/24/2024		98.198	5.245		5.245	6,295.00
313384B24	192258	712	FHBL Disc Note	2/13/2024	5.100	10,255,300.00	9,999,601.19	10,064,089.93	0.00	69,736.04	8/7/2024		97.507	5.230		5.230	64,488.74
313384B24	192547	712	FHBL Disc Note	3/20/2024	5.125	5,101,500.00	4,999,824.27	5,006,382.53	0.00	8,715.06	8/7/2024		98.007	5.229		5.229	6,558.26
313384C80	192554	712	FHBL Disc Note	3/20/2024	5.105	8,795,500.00	8,603,423.38	8,614,119.20	0.00	14,967.01	8/21/2024		97.816	5.219		5.219	10,695.82
313384C80	192683	712	FHBL Disc Note	3/25/2024	5.090	274,000.00	268,227.66	268,349.57	0.00	271.18	8/21/2024		97.893	5.200		5.200	121.91
313312C99	192535	712	FFCB Disc Note	3/19/2024	5.145	25,000,000.00	24,442,625.00	24,480,900.00	0.00	46,447.92	8/22/2024		97.771	5.262		5.262	38,275.00
313384E62	192667	712	FHBL Disc Note	3/21/2024	5.060	25,000,000.00	24,413,180.56	24,440,550.00	0.00	38,652.78	9/4/2024		97.653	5.182		5.182	27,369.44
313384G45	192677	712	FHBL Disc Note	3/22/2024	5.040	8,724,000.00	8,504,155.20	8,511,692.74	0.00	12,213.60	9/18/2024		97.480	5.170		5.170	7,537.54
313384H36	192702	712	FHBL Disc Note	3/27/2024	5.045	19,845,000.00	19,338,847.76	19,342,623.83	0.00	13,905.28	9/25/2024		97.449	5.177		5.177	3,776.07
		712 Total				435,916,300.00	428,165,922.19	431,262,807.12	0.00	3,531,411.75							3,096,884.93
825252869	151207	713	Invesco Money Market Fund	10/1/2022	5.081	0.00	0.00	0.00	0.00	0.00			100.000	5.081		5.081	0.00
09248U700	184120	713	BlackRock Money Market Fund		5.197	9,349,500.00	9,349,500.00	9,349,500.00	0.00	41,178.14			100.000	5.197		5.197	0.00
313384VC0	191102	713	FHBL Disc Note	9/29/2023	5.280	6,000,000.00	5,835,440.00	5,835,440.00	0.00	162,800.00	4/3/2024		97.257	5.489		5.489	0.00
313588VK8	191239	713	FNMA Disc Note	10/18/2023	5.255	4,610,000.00	4,492,236.91	4,601,374.69	0.00	111,706.70	4/10/2024		97.445	5.393		5.393	109,137.78
313588VK8	192494	713	FNMA Disc Note	3/13/2024	5.215	3,539,700.00	3,525,342.58	3,533,077.22	0.00	9,742.54	4/10/2024		99.594	5.236		5.236	7,734.64
313384VS5	191101	713	FHBL Disc Note	9/29/2023	5.275	6,000,000.00	5,823,287.50	5,982,732.00	0.00	162,645.83	4/17/2024		97.055	5.493		5.493	159,444.50
313384VZ9	191571	713	FHBL Disc Note	11/27/2023	5.240	5,000,000.00	4,891,561.11	4,980,575.00	0.00	91,700.00	4/24/2024		97.831	5.356		5.356	89,013.89
313588WG6	191871	713	FNMA Disc Note	12/20/2023	5.100	5,096,000.00	4,999,982.87	5,070,876.72	0.00	74,359.13	5/1/2024		98.116	5.198		5.198	70,893.85
313384WP0	191432	713	FHBL Disc Note	11/13/2023	5.255	1,712,300.00	1,668,059.16	1,702,120.38	0.00	34,992.75	5/8/2024		97.416	5.394		5.394	34,061.22
313384WP0	191483	713	FHBL Disc Note	11/16/2023	5.200	4,000,000.00	3,899,466.67	3,976,220.00	0.00	79,155.55	5/8/2024		97.487	5.334		5.334	76,753.33

EOM - REPORT WRITER
Investment Inventory
Sorted by Fund
March 31, 2024

CUSIP	Investment #	Fund Number	Issuer	Purchase Date	Cur Rate	Par Value	Book Value	Market Value	Pur Accr Interest	Accrued Interest	Maturity Date	Call Date	Purchase Price	YTM	YTC	YTW	Unrealized G/L
313384WW5	191553	713	FHLB Disc Note	11/22/2023	5.195	7,011,000.00	6,833,947.91	6,962,203.44	0.00	132,536.14	5/15/2024		97.475	5.330		5.330	128,255.53
313384WY1	192083	713	FHLB Disc Note	1/19/2024	5.180	3,058,000.00	3,005,638.55	3,035,829.50	0.00	32,120.89	5/17/2024		98.288	5.270		5.270	30,190.95
313384XD6	191753	713	FHLB Disc Note	12/12/2023	5.150	2,903,000.00	2,835,722.98	2,879,848.58	0.00	46,097.22	5/22/2024		97.683	5.272		5.272	44,125.60
313384XD6	192272	713	FHLB Disc Note	2/14/2024	5.190	5,686,000.00	5,605,666.30	5,640,654.15	0.00	38,527.39	5/22/2024		98.587	5.264		5.264	34,987.85
313384XL8	191575	713	FHLB Disc Note	11/27/2023	5.200	5,000,000.00	4,867,111.11	4,955,050.00	0.00	91,000.00	5/29/2024		97.342	5.401		5.401	87,938.89
313384XR5	191572	713	FHLB Disc Note	11/27/2023	5.215	5,000,000.00	4,863,106.25	4,951,935.00	0.00	91,262.50	6/3/2024		97.262	5.421		5.421	88,828.75
313384YA1	191767	713	FHLB Disc Note	12/13/2023	5.180	5,478,000.00	5,334,543.35	5,418,267.89	0.00	86,704.57	6/12/2024		97.381	5.319		5.319	83,724.54
313384YC7	191912	713	FHLB Disc Note	12/27/2023	5.070	7,002,000.00	6,834,360.45	6,923,640.62	0.00	94,667.04	6/14/2024		97.606	5.194		5.194	89,280.17
313384YG8	191573	713	FHLB Disc Note	11/27/2023	5.175	5,000,000.00	4,853,375.00	4,941,175.00	0.00	90,562.50	6/18/2024		97.068	5.388		5.388	87,800.00
5255M4FR8	192188	713	Leland Stanford Comm Paper	2/1/2024	5.250	4,024,000.00	3,938,909.17	3,938,909.17	0.00	35,210.00	6/25/2024		97.885	5.438		5.438	0.00
313384YQ6	191576	713	FHLB Disc Note	11/27/2023	5.165	5,000,000.00	4,847,919.44	4,935,440.00	0.00	90,387.50	6/26/2024		96.958	5.383		5.383	87,520.56
313384YX1	191956	713	FHLB Disc Note	1/3/2024	4.995	4,844,000.00	4,721,676.89	4,777,239.99	0.00	59,817.35	7/3/2024		97.475	5.124		5.124	55,563.10
313384ZE2	192054	713	FHLB Disc Note	11/17/2024	5.010	6,326,000.00	6,171,935.54	6,232,520.70	0.00	66,027.63	7/10/2024		97.565	5.135		5.135	60,585.16
313384ZE2	192439	713	FHLB Disc Note	3/6/2024	5.150	5,100,000.00	5,008,072.50	5,024,637.30	0.00	18,969.17	7/10/2024		98.198	5.245		5.245	16,564.80
313384ZM4	191974	713	FHLB Disc Note	1/4/2024	4.965	2,444,500.00	2,378,758.23	2,405,947.79	0.00	29,668.08	7/17/2024		97.311	5.158		5.158	27,189.56
313384ZM4	192378	713	FHLB Disc Note	2/28/2024	5.150	5,892,000.00	5,773,996.33	5,799,077.27	0.00	27,815.15	7/17/2024		97.997	5.255		5.255	25,080.94
313384ZU6	192114	713	FHLB Disc Note	1/24/2024	5.023	6,051,000.00	5,897,340.57	5,949,548.93	0.00	57,411.22	7/24/2024		97.461	5.154		5.154	52,208.36
313384B24	192259	713	FHLB Disc Note	2/13/2024	5.100	1,263,300.00	1,231,801.72	1,239,745.77	0.00	8,590.44	8/7/2024		97.507	5.230		5.230	7,944.05
313384B24	192548	713	FHLB Disc Note	3/20/2024	5.125	9,908,500.00	9,711,018.09	9,723,756.02	0.00	16,927.02	8/7/2024		98.007	5.229		5.229	12,737.93
313384C80	192684	713	FHLB Disc Note	3/25/2024	5.090	7,001,000.00	6,853,510.32	6,856,625.38	0.00	6,929.05	8/21/2024		97.893	5.200		5.200	3,115.06
313384D71	192703	713	FHLB Disc Note	3/27/2024	5.080	4,032,000.00	3,944,380.16	3,944,864.45	0.00	2,844.80	8/28/2024		97.827	5.193		5.193	484.29
89233GK39	192455	713	Toyota Comm Paper	3/7/2024	5.200	3,223,800.00	3,126,011.40	3,136,199.68	0.00	11,641.50	10/3/2024		96.967	5.418		5.418	10,188.28
713 Total						156,555,600.00	153,123,679.06	154,705,032.64	0.00	1,903,997.80							1,581,353.58
825252869	151208	714	Invesco Money Market Fund	10/1/2022	5.081	0.00	0.00	0.00	0.00	0.00			100.000	5.081		5.081	0.00
316175108	184105	714	Fidelity Money Market Fund	10/1/2022	5.210	0.00	0.00	0.00	0.00	0.00			100.000	5.210		5.210	0.00
09248U700	183867	714	BlackRock Money Market Fund		5.197	14,880,848.92	14,880,848.92	14,880,848.92	0.00	79,909.58			100.000	5.197		5.197	0.00
4812C0670	184481	714	J.P. Morgan Money Market Fund	10/1/2022	5.196	0.00	0.00	0.00	0.00	0.00			100.000	5.196		5.196	0.00
313588VC6	192476	714	FNMA Disc Note	3/12/2024	5.215	15,000,000.00	14,952,195.83	14,987,055.00	0.00	43,458.34	4/3/2024		99.681	5.232		5.232	34,859.17
313396J9	192478	714	FHLMC Disc Note	3/12/2024	5.220	6,500,000.00	6,473,610.00	6,488,774.50	0.00	18,850.00	4/9/2024		99.594	5.241		5.241	15,164.50
313384VK2	192506	714	FHLB Disc Note	3/14/2024	5.260	7,000,000.00	6,972,385.00	6,986,903.00	0.00	18,410.00	4/10/2024		99.606	5.281		5.281	14,518.00
313588VK8	192495	714	FNMA Disc Note	3/13/2024	5.215	7,464,300.00	7,434,023.97	7,450,334.29	0.00	20,544.45	4/10/2024		99.594	5.236		5.236	16,310.32
313384VS5	192477	714	FHLB Disc Note	3/12/2024	5.220	4,164,000.00	4,142,263.92	4,152,016.01	0.00	12,075.60	4/17/2024		99.478	5.247		5.247	9,752.09
313588VS1	192507	714	FNMA Disc Note	3/14/2024	5.210	7,000,000.00	6,965,556.11	6,979,854.00	0.00	18,235.00	4/17/2024		99.508	5.236		5.236	14,297.89
313384VT3	192510	714	FHLB Disc Note	3/14/2024	5.220	35,534,000.00	35,353,664.95	35,426,616.25	0.00	92,743.74	4/18/2024		99.493	5.247		5.247	72,951.30
313396VT7	192675	714	FHLMC Disc Note	3/22/2024	5.225	20,079,000.00	20,000,315.42	20,018,321.26	0.00	29,142.44	4/18/2024		99.608	5.246		5.246	18,005.84
912796CX5	192550	714	U.S. Treasury Bill	3/20/2024	5.261	6,190,000.00	6,163,769.10	6,174,611.66	0.00	10,854.17	4/18/2024		99.576	5.356		5.356	10,842.56
912796CX5	192705	714	U.S. Treasury Bill	3/27/2024	5.254	1,960,000.00	1,953,707.47	1,955,127.44	0.00	1,430.12	4/18/2024		99.679	5.344		5.344	1,419.97
912796CX5	192713	714	U.S. Treasury Bill	3/28/2024	5.270	17,052,000.00	16,999,584.28	17,009,608.73	0.00	9,983.95	4/18/2024		99.693	5.359		5.359	10,024.45
714 Total						142,824,148.92	142,291,924.97	142,510,071.06	0.00	355,637.39							218,146.09
316175108	153349	740	Fidelity Money Market Fund		5.210	0.00	0.00	0.00	0.00	164.40			100.000	5.210		5.210	0.00
313312VA5	191270	740	FFCB Disc Note	10/20/2023	5.340	10,000,000.00	9,756,733.33	9,953,380.00	0.00	243,266.67	4/1/2024		97.567	5.473		5.473	196,646.67
313384VA4	191002	740	FHLB Disc Note	9/19/2023	5.285	2,059,000.00	2,000,056.84	2,049,400.94	0.00	58,943.16	4/1/2024		97.137	5.500		5.500	49,344.10
313384VA4	191020	740	FHLB Disc Note	9/20/2023	5.285	1,098,000.00	1,066,728.66	1,092,881.12	0.00	31,271.34	4/1/2024		97.152	5.499		5.499	26,152.46
313384VA4	191144	740	FHLB Disc Note	10/4/2023	5.290	27,484,000.00	26,757,048.20	27,355,869.59	0.00	726,951.80	4/1/2024		97.355	5.434		5.434	598,821.39
313384VA4	191486	740	FHLB Disc Note	11/16/2023	5.220	23,510,000.00	23,042,973.85	23,400,396.38	0.00	467,026.15	4/1/2024		98.014	5.326		5.326	357,422.53
313384VA4	191790	740	FHLB Disc Note	12/14/2023	5.175	23,410,000.00	23,043,194.56	23,300,862.58	0.00	366,805.44	4/1/2024		98.433	5.257		5.257	257,668.02
313384VA4	192077	740	FHLB Disc Note	1/18/2024	5.160	23,290,000.00	23,042,970.73	23,181,422.02	0.00	247,029.27	4/1/2024		98.939	5.215		5.215	138,451.29
313588VA0	191260	740	FNMA Disc Note	10/19/2023	5.255	8,534,000.00	8,328,455.05	8,494,214.49	0.00	205,544.95	4/1/2024		97.591	5.385		5.385	165,759.44
313588VA0	191271	740	FNMA Disc Note	10/20/2023	5.220	631,000.00	615,994.82	628,058.28	0.00	15,005.18	4/1/2024		97.622	5.347		5.347	12,063.46
313588VA0	192000	740	FNMA Disc Note	1/9/2024	5.160	30,382,000.00	30,020,555.47	30,240,359.12	0.00	361,444.53	4/1/2024		98.810	5.222		5.222	219,803.65
313588VA0	192318	740	FNMA Disc Note	2/20/2024	5.180	15,089,000.00	14,999,983.28	15,018,655.08	0.00	89,016.72	4/1/2024		99.410	5.211		5.211	18,671.80
313384H93	192513	740	FHLB Disc Note	3/14/2024	5.030	23,709,000.00	23,043,152.49	23,094,462.72	0.00	59,628.14	10/1/2024		97.192	5.276		5.276	51,310.23
313384H93	192669	740	FHLB Disc Note	3/21/2024	5.010	30,832,000.00	29,999,587.39	30,032,834.56	0.00	47,198.65	10/1/2024		97.300	5.255		5.255	33,247.17
313384H93	192706	740	FHLB Disc Note	3/27/2024	5.035	23,808,000.00	23,181,995.09	23,190,896.64	0.00	16,649.07	10/1/2024		97.371	5.282		5.282	8,901.55
740 Total						243,836,000.00	238,899,429.76	241,033,693.52	0.00	2,935,945.47							2,134,263.76
316175108	152295	741	Fidelity Money Market Fund		5.210	0.00	0.00	0.00	0.00	454.40			100.000	5.210		5.210	0.00

EOM - REPORT WRITER
Investment Inventory
Sorted by Fund
March 31, 2024

CUSIP	Investment #	Fund Number	Issuer	Purchase Date	Cur Rate	Par Value	Book Value	Market Value	Pur Accr Interest	Accrued Interest	Maturity Date	Call Date	Purchase Price	YTM	YTC	YTW	Unrealized G/L
313384VA4	192220	741	FHLB Disc Note	2/7/2024	5.255	10,435,000.00	10,352,746.11	10,386,352.03	0.00	82,253.89	4/1/2024		99.212	5.297		5.297	33,605.92
89233GD37	191371	741	Toyota Comm Paper	11/2/2023	5.490	4,125,000.00	4,028,753.44	4,121,365.88	0.00	94,988.44	4/3/2024		97.667	5.699		5.699	92,612.44
313312VE7	192707	741	FFCB Disc Note	3/27/2024	5.220	3,129,000.00	3,124,916.66	3,125,398.52	0.00	2,268.52	4/5/2024		99.870	5.227		5.227	481.86
313384VE6	191989	741	FHLB Disc Note	1/8/2024	5.233	3,411,000.00	3,367,367.25	3,407,073.94	0.00	41,649.44	4/5/2024		98.721	5.301		5.301	39,706.69
313396VE0	192203	741	FHLMC Disc Note	2/5/2024	5.230	8,720,000.00	8,643,990.67	8,709,963.28	0.00	70,942.04	4/5/2024		99.128	5.276		5.276	65,972.61
313384VK2	192140	741	FHLB Disc Note	1/26/2024	5.215	11,405,000.00	11,281,089.43	11,383,661.25	0.00	109,041.30	4/10/2024		98.914	5.272		5.272	102,571.82
313384VK2	192262	741	FHLB Disc Note	2/13/2024	5.270	3,212,000.00	3,185,198.54	3,205,990.35	0.00	22,569.65	4/10/2024		99.166	5.314		5.314	20,791.81
313384VL0	190836	741	FHLB Disc Note	8/28/2023	5.295	4,162,000.00	4,023,039.49	4,153,617.73	0.00	132,838.90	4/11/2024		96.661	5.570		5.570	130,578.24
313384VJ4	192319	741	FHLB Disc Note	2/20/2024	5.240	2,072,000.00	2,049,983.85	2,061,184.16	0.00	12,365.23	5/3/2024		98.937	5.296		5.296	11,200.31
912797JW8	192556	741	U.S. Treasury Bill	3/20/2024	5.267	5,775,000.00	5,728,534.11	5,738,721.45	0.00	10,138.01	5/14/2024		99.195	5.383		5.383	10,187.34
89233GEM4	192091	741	Toyota Comm Paper	1/22/2024	5.310	10,742,000.00	10,551,866.60	10,656,311.07	0.00	110,911.15	5/21/2024		98.230	5.481		5.481	104,444.47
313384XN4	192398	741	FHLB Disc Note	3/1/2024	5.240	5,551,000.00	5,477,473.92	5,499,486.72	0.00	25,047.35	5/31/2024		98.675	5.310		5.310	22,012.80
313384XV6	192463	741	FHLB Disc Note	3/8/2024	5.232	7,431,000.00	7,332,722.55	7,355,300.40	0.00	25,919.33	6/7/2024		98.677	5.302		5.302	22,577.85
912797KF3	192353	741	U.S. Treasury Bill	2/23/2024	5.215	4,228,000.00	4,156,959.97	4,180,494.19	0.00	23,271.73	6/18/2024		98.320	5.377		5.377	23,534.22
313384YQ6	192715	741	FHLB Disc Note	3/28/2024	5.230	3,058,000.00	3,018,016.65	3,018,515.10	0.00	1,777.04	6/26/2024		98.693	5.299		5.299	498.45
79584RGG7	191977	741	Salvation Army Comm Paper	1/4/2024	5.200	10,346,000.00	10,056,082.09	10,056,082.09	0.00	131,509.16	7/16/2024		97.198	5.416		5.416	0.00
3135GAGU9	189786	741	FNMA Callable Bond	4/20/2023	5.250	4,035,000.00	4,035,000.00	4,032,026.21	0.00	94,738.44	7/19/2024	4/20/2024	100.000	6.650	5.250	5.250	(2,973.79)
3133EPX83	192131	741	FFCB Bullet	1/25/2024	5.000	3,855,000.00	3,858,212.50	3,855,240.30	3,212.50	38,550.00	10/2/2024		100.000	5.010		5.010	(2,972.20)
3134GXQE7	186682	741	FHLMC Callable Bond	4/14/2022	2.500	2,920,000.00	2,917,813.40	2,881,549.44	0.00	35,080.56	10/8/2024	4/8/2024	99.642	2.650	2.686	2.650	(36,263.96)
3130AMXH0	184712	741	FHLB Callable Bond	6/30/2021	0.600	3,000,000.00	3,000,000.00	2,898,360.00	0.00	4,550.00	12/30/2024		100.000	0.600		0.600	(101,640.00)
3130AN4K3	184864	741	FHLB Step-Up Bond	7/22/2021	1.000	2,000,000.00	2,000,000.00	1,933,604.00	0.00	3,888.89	1/21/2025		100.000	0.713		0.713	(66,396.00)
3130ANGN4	185016	741	FHLB Step-Up Bond	8/18/2021	1.000	3,000,000.00	2,999,622.62	2,899,803.00	0.00	3,583.33	2/18/2025	5/18/2024	99.950	0.698	0.367	0.367	(99,819.62)
3130AMQA3	184677	741	FHLB Callable Bond	6/24/2021	0.650	5,000,000.00	5,000,000.00	4,785,745.00	0.00	8,756.94	3/24/2025		100.000	0.650		0.650	(214,255.00)
3130APBQ7	185293	741	FHLB Callable Bond	9/28/2021	0.700	4,000,000.00	3,999,603.33	3,828,624.00	0.00	233.33	3/28/2025	6/28/2024	99.965	0.710	0.713	0.710	(170,979.33)
3134GV3B1	181324	741	FHLMC Callable Bond	5/29/2020	0.750	5,000,000.00	5,000,000.00	4,762,175.00	0.00	12,812.48	5/28/2025		100.000	0.750		0.750	(237,825.00)
3136G4XV0	181645	741	FNMA Callable Bond	6/30/2020	0.730	7,000,000.00	7,000,000.00	6,651,029.00	0.00	12,916.94	6/30/2025		100.000	0.730		0.730	(348,971.00)
3130AMHK1	184478	741	FHLB Callable Bond	5/27/2021	0.750	3,000,000.00	3,000,000.00	2,831,811.00	0.00	7,812.50	8/26/2025	5/26/2024	100.000	0.750	0.750	0.750	(168,189.00)
3130B06U8	192379	741	FHLB Callable Bond	2/28/2024	5.430	3,000,000.00	3,000,000.00	2,999,700.00	0.00	14,932.50	8/28/2025	5/28/2024	100.000	5.430		5.430	(300.00)
3135G06B4	182631	741	FNMA Callable Bond	10/28/2020	0.560	3,000,000.00	2,999,530.94	2,804,262.00	0.00	7,420.00	10/22/2025		99.950	0.570		0.570	(195,268.94)
3134GXKT0	183449	741	FHLMC Callable Bond	1/12/2021	0.550	5,000,000.00	5,000,000.00	4,634,740.00	0.00	6,034.72	1/12/2026		100.000	0.550		0.550	(365,260.00)
3130ALJT2	183964	741	FHLB Step-Up Bond	3/9/2021	1.250	3,000,000.00	3,000,000.00	2,815,683.00	0.00	2,291.67	3/9/2026		100.000	0.850		0.850	(184,317.00)
3130ALKB9	184034	741	FHLB Step-Up Bond	3/17/2021	0.875	3,000,000.00	3,000,000.00	2,821,746.00	0.00	1,020.83	3/17/2026		100.000	0.813		0.813	(178,254.00)
3130ALM27	184071	741	FHLB Step-Up Bond	3/23/2021	1.250	3,000,000.00	3,000,000.00	2,819,706.00	0.00	833.33	3/23/2026		100.000	0.860		0.860	(180,294.00)
3130ALPQ1	184125	741	FHLB Step-Up Bond	3/30/2021	1.500	1,075,000.00	1,075,000.00	1,011,730.88	0.00	44.79	3/30/2026		100.000	1.050		1.050	(63,269.12)
3130AM7K2	184396	741	FHLB Step-Up Bond	5/6/2021	1.250	2,505,000.00	2,504,477.08	2,338,785.74	0.00	13,133.85	4/30/2026		99.950	1.010		1.010	(165,691.34)
3130APDK8	185317	741	FHLB Callable Bond	9/30/2021	1.100	2,000,000.00	2,000,000.00	1,832,910.00	0.00	61.11	9/30/2026	6/30/2024	100.000	1.100	1.100	1.100	(167,090.00)
3133EP2Q7	192261	741	FFCB Callable Bond	2/13/2024	5.360	3,000,000.00	3,000,000.00	2,991,558.00	0.00	21,440.00	11/13/2026	5/13/2024	100.000	5.363		5.363	(8,442.00)
3130AYTB2	192230	741	FHLB Callable Bond	2/8/2024	5.500	2,000,000.00	2,000,000.00	1,999,584.00	0.00	16,194.44	2/8/2027	5/8/2024	100.000	5.500		5.500	(416.00)
3134H1QM8	192141	741	FHLMC Callable Bond	1/26/2024	5.700	2,000,000.00	2,000,000.00	1,996,890.00	0.00	20,583.33	1/26/2029		100.000	5.700		5.700	(3,110.00)
741 Total						173,192,000.00	171,768,001.20	169,486,780.73	3,212.50	1,224,859.56							(2,281,220.47)
316175108	164540	742	Fidelity Money Market Fund		5.210	60,100.00	60,100.00	60,100.00	0.00	265.77			100.000	5.210		5.210	0.00
742 Total						60,100.00	60,100.00	60,100.00	0.00	265.77							0.00
825252869	151209	756	Invesco Money Market Fund	10/1/2022	5.081	0.00	0.00	0.00	0.00	0.00			100.000	5.081		5.081	0.00
09248U700	184144	756	BlackRock Money Market Fund		5.197	3,065,700.00	3,065,700.00	3,065,700.00	0.00	13,245.20			100.000	5.197		5.197	0.00
756 Total						3,065,700.00	3,065,700.00	3,065,700.00	0.00	13,245.20							0.00
825252869	151210	760	Invesco Money Market Fund	10/1/2022	5.081	0.00	0.00	0.00	0.00	0.00			100.000	5.081		5.081	0.00
09248U700	184450	760	BlackRock Money Market Fund	10/1/2022	5.197	0.00	0.00	0.00	0.00	5,033.28			100.000	5.197		5.197	0.00
48306AD38	192031	760	Kaiser Comm Paper	1/11/2024	5.340	5,121,500.00	5,058,445.80	5,116,911.14	0.00	61,534.82	4/3/2024		98.769	5.482		5.482	58,465.34
313384VC0	191601	760	FHLB Disc Note	11/28/2023	5.240	18,715,000.00	18,369,042.83	18,369,042.83	0.00	340,509.03	4/3/2024		98.151	5.339		5.339	0.00
48306ADB0	192422	760	Kaiser Comm Paper	3/5/2024	5.300	5,188,900.00	5,160,634.91	5,178,029.25	0.00	20,625.88	4/11/2024		99.455	5.403		5.403	17,394.34
313384VM8	191218	760	FHLB Disc Note	10/17/2023	5.350	2,149,000.00	2,092,152.98	2,144,362.46	0.00	53,334.00	4/12/2024		97.355	5.495		5.495	52,209.48
313384VM8	191242	760	FHLB Disc Note	10/18/2023	5.350	4,636,000.00	4,514,053.88	4,625,995.51	0.00	114,367.55	4/12/2024		97.370	5.495		5.495	111,941.63
313384VS5	192058	760	FHLB Disc Note	1/17/2024	5.222	15,200,600.00	14,999,951.24	15,156,852.67	0.00	165,369.86	4/17/2024		98.680	5.292		5.292	156,901.43
912797JP3	191910	760	U.S. Treasury Bill	12/27/2023	5.213	1,434,000.00	1,409,497.16	1,429,381.09	0.00	19,934.51	4/23/2024		98.291	5.377		5.377	19,883.93
313588VZ5	192480	760	FNMA Disc Note	3/12/2024	5.210	1,800,500.00	1,789,295.39	1,793,505.06	0.00	5,211.45	4/24/2024		99.378	5.243		5.243	4,209.67
912797JQ1	191976	760	U.S. Treasury Bill	1/4/2024	5.196	7,269,000.00	7,146,255.48	7,238,208.52	0.00	92,320.66	4/30/2024		98.311	5.358		5.358	91,953.04

**EOM - REPORT WRITER
Investment Inventory
Sorted by Fund
March 31, 2024**

CUSIP	Investment #	Fund Number	Issuer	Purchase Date	Cur Rate	Par Value	Book Value	Market Value	Pur Accr Interest	Accrued Interest	Maturity Date	Call Date	Purchase Price	YTM	YTC	YTW	Unrealized G/L	
316175108	151234	1056	Fidelity Money Market Fund		5.210	199,529.00	199,529.00	199,529.00	0.00	881.61			100.000	5.210		5.210	0.00	
1056 Total						199,529.00	199,529.00	199,529.00	0.00	881.61							0.00	
316175108	177169	1073	Fidelity Money Market Fund	10/1/2022	5.210	0.00	0.00	0.00	0.00	0.00			100.000	5.210		5.210	0.00	
09248U700	184163	1073	BlackRock Money Market Fund		5.197	0.00	0.00	0.00	0.00	0.00			100.000	5.197		5.197	0.00	
4812C0670	184482	1073	J.P. Morgan Money Market Fund		5.196	0.00	0.00	0.00	0.00	704.79			100.000	5.196		5.196	0.00	
1073 Total						0.00	0.00	0.00	0.00	704.79							0.00	
316175108	184072	1085	Fidelity Money Market Fund		5.210	3,145,000.00	3,145,000.00	3,145,000.00	0.00	5,220.24			100.000	5.210		5.210	0.00	
313384WP0	191408	1085	FHLB Disc Note	11/8/2023	5.269	4,679,700.00	4,555,043.45	4,651,879.18	0.00	99,314.28	5/8/2024		97.336	5.413		5.413	96,835.73	
313384XR5	191559	1085	FHLB Disc Note	11/24/2023	5.210	3,085,000.00	2,999,278.13	3,055,343.90	0.00	57,594.38	6/3/2024		97.221	5.418		5.418	56,065.77	
313384YV5	190927	1085	FHLB Disc Note	9/8/2023	5.205	178,000.00	170,356.46	175,597.36	0.00	5,301.58	7/1/2024		95.706	5.476		5.476	5,240.90	
313384YV5	191941	1085	FHLB Disc Note	1/2/2024	4.975	3,437,000.00	3,351,029.65	3,390,607.37	0.00	42,747.69	7/1/2024		97.499	5.103		5.103	39,577.72	
313384YV5	192462	1085	FHLB Disc Note	3/8/2024	5.145	6,833,000.00	6,720,696.80	6,740,768.17	0.00	23,437.19	7/1/2024		98.356	5.231		5.231	20,071.37	
3133EPX83	192147	1085	FFCB Bullet	1/29/2024	5.000	16,000,000.00	16,022,222.22	16,009,886.22	22,222.22	160,000.00	10/2/2024		100.000	5.009		5.009	(12,336.00)	
1085 Total						37,357,700.00	36,963,626.71	37,169,082.20	22,222.22	393,615.36							205,455.49	
316175108	184073	1086	Fidelity Money Market Fund		5.210	0.00	0.00	0.00	0.00	1,462.56			100.000	5.210		5.210	0.00	
48306ADB0	192423	1086	Kaiser Comm Paper	3/5/2024	5.300	2,452,300.00	2,438,941.78	2,447,162.43	0.00	9,747.89	4/11/2024		99.455	5.403		5.403	8,220.65	
313588VZ5	192481	1086	FNMA Disc Note	3/12/2024	5.210	2,145,000.00	2,131,651.55	2,136,666.67	0.00	6,208.58	4/24/2024		99.378	5.243		5.243	5,015.12	
89233GHE9	192521	1086	Toyota Comm Paper	3/15/2024	5.260	7,554,300.00	7,386,527.39	7,400,925.05	0.00	18,764.04	8/14/2024		97.779	5.454		5.454	14,397.66	
3130B0DB2	192424	1086	FHLB Bullet	3/5/2024	5.200	1,750,000.00	1,750,000.00	1,751,207.50	0.00	6,572.22	10/11/2024		100.000	5.209		5.209	1,207.50	
1086 Total						13,901,600.00	13,707,120.72	13,735,961.65	0.00	42,755.29							28,840.93	
316175108	187323	1088	Fidelity Money Market Fund	10/1/2022	5.210	0.00	0.00	0.00	0.00	0.00			100.000	5.210		5.210	0.00	
09248U700	184076	1088	BlackRock Money Market Fund		5.197	6,235,040.00	6,235,040.00	6,235,040.00	0.00	41,784.51			100.000	5.197		5.197	0.00	
313396VC4	192676	1088	FHLMC Disc Note	3/22/2024	5.230	5,000,000.00	4,991,283.33	4,995,685.00	0.00	7,263.89	4/3/2024		99.826	5.239		5.239	4,401.67	
1088 Total						11,235,040.00	11,226,323.33	11,230,725.00	0.00	49,048.40							4,401.67	
Grand Total						10,524,288,017.28	10,361,526,964.06	10,385,308,184.90	626,390.79	113,374,081.02								23,781,220.84