

Approved _____ Mayor
Veto _____
Override _____

Agenda Item H

ORDINANCE NO.

ORDINANCE APPROVING, ADOPTING AND RATIFYING PROPRIETARY BUDGETS, SPECIAL ASSESSMENT DISTRICT BUDGETS, AND OTHER BUDGETS OF MIAMI-DADE COUNTY, FLORIDA, FOR FISCAL YEAR COMMENCING OCTOBER 1, 2023 AND ENDING SEPTEMBER 30, 2024; PROVIDING A SHORT TITLE; INCORPORATING FISCAL YEAR 2023-24 PROPOSED BUDGET AS AMENDED; APPROPRIATING ALL BUDGETED REVENUES AND EXPENDITURES; AUTHORIZING INVESTMENT OF COUNTY FUNDS IN TIME WARRANTS OF MIAMI-DADE COUNTY; AUTHORIZING TRANSFER OF FUNDS AS CASH ADVANCES PENDING RECEIPT OF TAXES OR OTHER REVENUES; RATIFYING, CONFIRMING AND APPROVING IMPLEMENTING ORDERS AND OTHER ACTIONS OF BOARD WHICH SET FEES, RATES, AND CHARGES; AUTHORIZING FEES, RATES, AND CHARGES CONSISTENT WITH APPROPRIATIONS AND PROVIDING FOR THEIR AMENDMENT; APPROVING REVISED FEES, CHARGES, AND IMPLEMENTING ORDERS FOR VARIOUS DEPARTMENTS AND AGENCIES AND AUTHORIZING SUBSEQUENT AMENDMENTS BY RESOLUTION; APPROVING FISCAL YEAR 2023-24 PAY PLAN; AUTHORIZING ALLOCATIONS AND REALLOCATIONS OF BOND PROCEEDS AND INTEREST EARNINGS; AUTHORIZING MAYOR OR MAYOR’S DESIGNEE TO PROVIDE BOND ISSUE RESERVES; ESTABLISHING SUCH FUNDS AS MAY BE APPROVED DURING FISCAL YEAR AND PROVIDING FOR THEIR EXPENDITURE; AUTHORIZING PAYMENT OF LOCAL BUSINESS TAX SURCHARGE TO BEACON COUNCIL; APPROPRIATING GRANT, DONATION, AND CONTRIBUTION FUNDS; AUTHORIZING MAYOR OR MAYOR’S DESIGNEE TO NEGOTIATE AND EXECUTE CERTAIN FUNDING AGREEMENTS; CONTINUING MUNICIPAL SERVICES FUND; AUTHORIZING DISBURSEMENT FROM THE ENVIRONMENTALLY ENDANGERED LANDS (“EEL”) ACQUISITION TRUST FUND TO SUPPLEMENT THE EEL LAND MANAGEMENT TRUST FUND TO MAINTAIN THE PRINCIPAL BALANCE REQUIRED UNDER SECTION 24-50.5 (2)(B)(I) OF THE CODE OF MIAMI-DADE COUNTY, FLORIDA (“CODE”); WAIVING FOR FISCAL YEAR 2023-24, (A) SECTION 29-7(G) OF THE CODE RELATED TO ALLOCATION OF DOCUMENTARY SURTAX FUNDS, AND (B) RESOLUTION NO. R-924-08 RELATING TO TRANSIT FARES, FEES, AND CHARGES; WAIVING PROVISIONS OF THE CODE AND RESOLUTIONS REQUIRING EXECUTION OF COUNTY AFFIDAVITS FOR NON-PROFITS RECEIVING CERTAIN COUNTY

FUNDING; AUTHORIZING THE TERMINATION OF FINANCIAL INTEREST RATE SWAP AGREEMENTS AND ALLOWING REINVESTMENT OF TERMINATION PROCEEDS IN ACCORDANCE WITH COUNTY INVESTMENT POLICY; AMENDING, WAIVING OR RESCINDING, IF NECESSARY, VARIOUS SECTIONS OF THE CODE, APPLICABLE IMPLEMENTING ORDERS, AND OTHER LEGISLATIVE ENACTMENTS TO CONFORM SUCH ENACTMENTS TO FISCAL YEAR 2023-24 BUDGET; SUPERSEDING CONFLICTING PROVISIONS OF PRIOR LEGISLATIVE ENACTMENTS; PROVIDING SEVERABILITY AND EXCLUSION FROM THE CODE AND AN EFFECTIVE DATE

BE IT ORDAINED, BY THE BOARD OF COUNTY COMMISSIONERS OF MIAMI-DADE COUNTY, FLORIDA:

Section 1. This ordinance shall be known and may be cited as the "Fiscal Year 2023-24 Miami-Dade County Self-Supporting Budget Ordinance."

Section 2. Pursuant to section 5.03(B) of the Home Rule Charter, the County Mayor has recommended a proposed budget for Miami-Dade County, Florida, for the fiscal year commencing October 1, 2023. Said proposed budget document as submitted to the Board of County Commissioners ("Board") is incorporated herein by reference and is amended to include: (a) all of the applicable changes contained in this ordinance; ~~[[and]]~~¹ (b) the changes contained in the September 1, 2023 memorandum entitled "Information for First Budget Hearing – FY 2023-24 Proposed Budget," which changes are noted on the version that shall be attached hereto following final adoption of this ordinance >>; and (c) the revisions read into the record by the Director of the Office of Management and Budget at the first budget hearing, which are reflected in Attachment B to this ordinance and on page 441 of the Operating Budget and Appropriation Schedules attached hereto<<.

¹ Except as otherwise noted herein, all amendments adopted at the first budget hearing are indicated as follows: Words stricken through and/or [[double bracketed]] are deleted, words underlined and/or >>double-arrowed<< are added.

Section 3. The proprietary budgets, special assessment district budgets, and other budgets proposed, including the five-year financial plan contained therein, as amended as set forth in this ordinance, are hereby approved, adopted and ratified, and the budgeted revenues and expenditures therein are hereby appropriated. Department expenditure allocations established by the County Mayor as revised and summarized in the attached budgets are adopted as limitations of all expenditures, except as hereinafter provided and appropriations hereby have been provided for outstanding indebtedness for the payment of vouchers that have been incurred in the current or prior year, but are not expected to be paid until the commencement of the new fiscal year. Receipts from sources not anticipated in the attached budgets may be appropriated and expended by ordinance duly enacted by the Board in accordance with section 129.06(2)(d), Florida Statutes, and section 1.02(A) of the Miami-Dade County Home Rule Charter. Adjustments within the same fund to departmental appropriations made in the attached budgets may be approved from time to time by motion duly adopted by the Board in accordance with section 129.06(2)(a), Florida Statutes, and sections 2-1792 through 2-1800A of the Code of Miami-Dade County, Florida (“Code”). The County Mayor is designated, pursuant to section 129.025(1), Florida Statutes, and 5.03(B) of the Home Rule Charter, as the county budget officer for Miami-Dade County. The Director of the Office of Management and Budget is authorized to approve adjustments to expenditure code allocations within the limit of the departmental or other appropriations made in the attached budgets. All adjustments made in accordance with this ordinance are approved, adopted and ratified.

Section 4. Pursuant to the authority of Chapter 8015, Special Acts of Florida, 1919, which authorizes the Board to borrow money and to issue time warrants, and pursuant to the authority of section 129.02(5), Florida Statutes, which permits funds of the County to be invested in securities of the federal government and of the local governments in Florida, or both, the Finance

Director is hereby authorized to invest these monies in the time warrants of Miami-Dade County, Florida.

Section 5. As provided in section 5.03(C) of the Home Rule Charter, the Board hereby authorizes the transfer of any portion of the earnings or balance of the several funds, other than sinking funds, for obligations not yet retired, to the general funds of the County provided that such transfer be deemed a cash advance to meet operating and other expenses approved by the Board, and that all such advances shall be reimbursed before the end of the fiscal year upon receipt of adequate tax or other appropriate revenues. However, this section in no way limits or restricts the power of the Board to transfer any unencumbered appropriations balance, or any portion thereof, from one department, fund or agency to another as provided by law pursuant to section 5.03(C) of the Home Rule Charter.

Section 6. The provisions of section 29-7(G) of the Code requiring that no allocation of documentary surtax funds shall be made except as part of a competitive Request for Applications process shall be waived for Fiscal Year 2023-24.

Section 7. The County Mayor or County Mayor's designee is authorized to: (i) terminate any of the County's existing interest rate swap agreements authorized by this Board in accordance with the County's Swap Policy approved by this Board pursuant to Resolution No. R-311-05, subject to a favorable recommendation by the County's financial swap advisor; (ii) invest any termination proceeds in accordance with the County's Investment Policy approved by this Board pursuant to Resolution No. R-1074-04, as amended by Resolution Nos. R-31-09, R-367-16, and R-1181-20; and (iii) finalize and execute any documents and certificates necessary in order to effectuate the terminations.

Section 8. The provisions of Resolution No. R-924-08 relating to transit fares, fees and charges which require adjustments to said fares, fees and charges every three years in accordance

with the average rate of the Consumer Price Index for the preceding three years shall be waived for Fiscal Year 2023-24.

Section 9. All Implementing Orders, as amended hereby, other actions of the Board setting fees, rates, and charges, and fees, rates and charges consistent with appropriations adopted herein, are hereby ratified, confirmed and approved, and may be subsequently amended by resolution adopted by the Board during the fiscal year.

Section 10. The revised Implementing Order setting the Miami-Dade Port of Miami fees and charges as reflected in attachment A is made part hereof.

Section 11. The revised Implementing Order setting the Solid Waste Services rates, fees and charges as reflected in attachment B is made part hereof.

Section 12. The revised Implementing Order setting the Cultural Affairs rates, fees and charges as reflected in attachment C is made part hereof.

Section 13. The revised Implementing Order setting the Regulatory and Economic Resources (Consumer Protection Services) rates, fees and charges as reflected in attachment D is made part hereof.

Section 14. The revised Implementing Order setting the Water and Sewer rates, fees and charges as reflected in attachment E is made part hereof.

Section 15. The revised Implementing Order setting the Aviation Department rates, fees and charges as reflected in attachment F is made part hereof.

Section 16. The revised Implementing Order setting the Transit fares, fees and charges as reflected in attachment G is made part hereof.

Section 17. The revised Implementing Order setting the Regulatory and Economic Resources (Building and Neighborhood Compliance) rates, fees and charges as reflected in attachment H is made part hereof.

Section 18. The revised Implementing Order setting the Fire Prevention rates, fees and charges as reflected in attachment I is made part hereof.

Section 19. The revised Implementing Order setting the Regulatory and Economic Resources (Planning, Zoning, and Platting) rates, fees and charges as reflected in attachment J is made part hereof.

Section 20. The revised Implementing Order setting the Parks, Recreation and Open Spaces rates, fees and charges as reflected in attachment K is made part hereof.

Section 21. The revised Implementing Order setting the Regulatory and Economic Resources (Environmental Resources Management) rates, fees and charges as reflected in attachment L is made part hereof.

Section 22. The revised Implementing Order setting the Florida Department of Health in Miami-Dade County rates, fees and charges as reflected in attachment M is made part hereof.

Section 23. The Fiscal Year 2023-24 Pay Plan, which is attached and incorporated by reference herein, is hereby approved, including the pay rates and all other provisions set forth therein.

Section 24. All allocations and reallocations of bond proceeds and interest earnings included in the Fiscal Year 2023-24 Adopted Capital Budget and Multi-Year Capital Plan, as may be amended, are hereby authorized.

Section 25. The County Mayor or the County Mayor's designee is hereby authorized to use interest earned on deposit of Public Improvement Bond funds to establish and maintain an Interest and Sinking Fund Reserve Account in an amount not to exceed one year's maximum principal and interest. Interest earned in excess of the reserve shall be distributed to Public Improvement Bonds Construction Funds in accordance with standard accounting practices.

Section 26. The Finance Director is hereby authorized to establish and to receive and expend funds up to amounts received without specific appropriation pursuant to section 5.03(C)

of the Home Rule Charter for existing trust funds, working capital funds, bond construction funds, pension funds, revolving funds and any other such funds as may be approved by motion of the Board during the 2023-24 fiscal year.

Section 27. The Finance Director is hereby authorized to make payment of local business tax surcharge revenues for Fiscal Year 2023-24 to Miami-Dade County Beacon Council, Inc., in accordance with state law and Resolution No. 1066-88 which authorized the agreement between Miami-Dade County and the Beacon Council.

Section 28. All grant, donation, and contribution funds received by the County are hereby appropriated at the levels and for the purposes intended by the grants, donations and contributions.

Section 29. The County Mayor or the County Mayor's designee is hereby authorized to negotiate and execute agreements, following approval by the County Attorney for form and legal sufficiency, for funding allocations: (a) to Mom and Pop Program participants selected by the respective district commissioner pursuant to a request for proposal or other selection process; (b) to community-based organizations, other governmental agencies, non-profit organizations, cultural organizations or for cultural events approved in this ordinance as a result of a request for proposals, other formal selection process, or other allocations approved by the Board, including, but not limited to, for work or services resulting from natural disasters, emergency declarations or pandemics; and (c) from the Anti-Gun Violence and Prosperity Initiatives Trust Fund, Miami-Dade Rescue Plan District Designated Fund.

Section 30. Notwithstanding any other provision of the Code or any resolution or implementing order to the contrary, non-profit entities awarded grants of County monies from the Elected Officials District Discretionary Reserve, County Services Reserve, Commission office funds, Future Services Reserve, District Designated Program funds, Anti-Gun Violence and Prosperity Initiatives Trust Fund, Miami-Dade Rescue Plan or Mom and Pop Program funds shall

not be required to complete affidavits of compliance with the various policies or requirements applicable to entities contracting or transacting business with the County.

Section 31. The Board hereby authorizes the disbursement of \$2,700,000.00 from the Environmentally Endangered Lands (“EEL”) Acquisition Trust Fund to the EEL Land Management Trust Fund, in order to supplement the EEL Land Management Trust Fund and maintain its principal established under section 24-50.5 (2)(b)(i) of the Code.

Section 32. The Municipal Services Fund is hereby recognized and continued. Payment by a municipality to the Municipal Services Fund shall be used for services which provide benefits to the municipality or the residents thereof.


Section 33. Unless otherwise prohibited by law, this ordinance shall supersede all enactments of this Board including, but not limited to, ordinances, resolutions, implementing orders, regulations, rules, and provisions of the Code in conflict herewith.

Section 34. If any section, subsection, sentence, clause or provision of this ordinance is held invalid, the remainder of this ordinance shall not be affected by such invalidity.

Section 35. It is the intention of this Board and it is hereby ordained that the provisions of this ordinance shall be excluded from the Code.

Section 36. All provisions of this ordinance shall become effective ten (10) days after the date of enactment unless vetoed by the County Mayor, and if vetoed, shall become effective only upon override by this Board. In the event all or any particular component of this ordinance are vetoed, the remaining components, if any, shall become effective ten (10) days after the date of enactment and the components vetoed shall become effective only upon override by this Board.

PASSED AND ADOPTED:

Approved by County Attorney as
to form and legal sufficiency. 

I.O. No.: 4-4
Ordered: 9/~~2021~~/~~2022~~2023
Effective: 10/01/~~2022~~2023

**MIAMI-DADE COUNTY
IMPLEMENTING ORDER**

PORT OF MIAMI TERMINAL TARIFF NO. 010

AUTHORITY:

The Miami-Dade County Home Rule Amendment Charter, including, among others, Sections 1.01 and 2.02A.

SUPERSEDES:

This Implementing Order supersedes prior Implementing Orders and revisions to PortMiami Terminal Tariff No. 010 as it relates to those items specified in the attached Tariff pages. Any items not expressly superseded herein remain in effect.

POLICY:

Port of Miami Terminal Tariff No. 010 shall be established providing for the rates, rules and regulations for the Seaport facilities of Miami-Dade County, Florida.

PROCEDURE:

The Director of the Dante B. Fascell Port of Miami-Dade (PortMiami) is responsible for the operation and management of the Port Miami, including establishing rates and fees for usage of Port facilities and collection of same. Reviews and revisions of rates and fees will occur on an annual basis with recommendations for changes forwarded to the County Mayor.

TARIFF:

The Tariff items adopted by this Implementing Order have been presented and are considered a part hereof. In accordance with Section 2.3 of the Code of Miami-Dade County, these official Tariff items are also filed with the Clerk of the Board of County Commissioners. Items, which are charged by the Port of Miami, shall be the same as those listed in the official PortMiami Terminal Tariff No. 010 on file with the Clerk of the County Commission.

This Implementing Order is hereby submitted to the Board of County Commissioners of Miami-Dade County, Florida.

Approved by the County Attorney as
to form and legal sufficiency _____

EFFECTIVE OCTOBER 1, ~~2022~~[2023](#)

FFMC – T No 010



TERMINAL TARIFF No. 010

RATES RULES AND REGULATIONS
FOR THE SEAPORT FACILITIES
OF MIAMI-DADE COUNTY FLORIDA

THIS TARIFF IS ISSUED BY THE MIAMI-DADE COUNTY MAYOR UNDER AUTHORITY OF ADMINISTRATIVE ORDER NO. 4-4 PURSUANT TO SECTION 4.02 OF THE HOME RULE CHARTER; MIAMI-DADE COUNTY HAVING JURISDICTION OVER AND CONTROL OF THE OPERATION OF THE DANTE B. FASCELL PORT OF MIAMI-DADE.

FOR FURTHER INFORMATION ADDRESS

PORT DIRECTOR
DANTE B. FASCELL PORT OF MIAMI-DADE
1015 NORTH AMERICA WAY
MIAMI, FLORIDA 33132
(305) ~~371-7678~~[347-4800](#)

Table of contents

Table of contents	i
Correction Sheet	A
Units of Weight & Measure	B
Metric Conversion Guide	C
Section One: Definitions	1
101. Berth Assignment	1
102. Berth Day.....	1
105. County	1
106. County Commission.....	1
107. County Mayor.....	1
108. Dangerous Cargo.....	1
109. Dockage	1
111. Facility Security Plan (FSP).....	1
112. Fiscal Year.....	1
113. Free Time.....	2
114. Handling	2
115. Heavy Lift.....	2
116. Port Legal Holidays (H)	2
117. Loading and Unloading.....	2
118. Operator	2
119. Non-Operating Port.....	2
120. Notice of Violation.....	3
122. Person.....	3
123. Point of Rest	3
124. Port Director.....	3
125. Dante B. Fascell Port of Miami-Dade	3
126. Multi-Day Cruise Parking Revenue	3
126-127.	P
<u>Port Commissioning Agent</u>	<u>3</u>
128. Port Terminal.....	3

Tariff No. 010

130. Seaport Department..... 4

131. Ship Agent 4

132. Small Boat..... 4

133. Small Passenger Vessel..... 4

134. Tariff 4

136. Terminal Storage 4

137. Usage..... 4

138. Vessel 4

139. Wharf Demurrage 4

140. Wharfage, Cargo 5

141. Wharfage, Passenger..... 5

Section Two: General Rules & Regulations..... 6

Applicability of Tariff 6

200. Application of Tariff and Supplements..... 6

202. Consent to Terms of Tariff 6

204. Appeals 6

Administrative Restrictions, Limitations and Requirements..... 7

210. General Restrictions and Limitations 7

211. PortMiami Personnel Fees ~~(A)~~..... 7

212. Disclaimer for Loss or Damage 8

213. Placement Goods Not to Be Bailment..... 8

214. Abandoned Cargo..... 8

215. PortMiami Administrative Fee 9

216. Furnishing Cargo Statements and Vessel Reports..... 9

217. Late Documentation on Service Fee..... 9

218. Payment of Bills..... 9

219. Temporary Emergency Changes to Tariff..... 11

220. Access to Records..... 11

221. Indemnification 12

222. Payment Guarantee 12

223. Emergency tariff waiver for hurricanes and natural disasters 12

224. Insurance 13

Tariff No. 010

226. Returned Check Service Fee.....	14
<hr/>	
227. Inaugural Activities.....	14
Section Three: Rules & Regulations for Vessels.....	15
Navigation	15
230. Anchorage or Obstruction in Turning Basins and Channels	15
232. Lights at Night.....	15
234. Pollution of Air and Water.....	15
236. Speed.....	16
Berthing.....	16
240. Application for Berth.....	16
241. Assignment of Berth and Rail Facilities	16
242. Change of Berth	16
243. Unauthorized Berthing.....	17
244. Vessel to be Continuously Worked	17
245. Vessel Fire Notification.....	17
246. Man Overboard	17
247. Tug Requirements (+)	17
Section Four: Rules & Regulations for Wharves	19
Allocation of Space.....	19
250. General	19
252. Leasing.....	19
254. Third Party Contracts.....	19
Wharves	19
260. Cleanliness of Premises (A)	19
261. Boat Cradle Removal.....	20
262. Damage to Facilities	20
264. Emergencies	20
266. Explosives inflammables other hazardous materials	20
268. Loitering on Port Property.....	20
270. Signs	21
272. Smoking.....	21

Tariff No. 010

274. Solicitation	21
<hr/>	
276. Vehicles	21
278. Security	21
279. Use of and Responsibility for Seaport TWIC Readers.....	22
280. Wharf Obstruction	22
Section Five: Dockage	23
Dockage.....	23
300. Basis of Charge	23
302. Duration of Dockage (R).....	23
303. Dockage for Cultural, Charitable Events.....	23
304. Dockage For Unauthorized Berthing.....	23
305. Dockage Rates for Tugs	23
306. Dockage Charges Except Government Vessels and Ocean Research Vessels	23
308. Dockage Charge For Military, Historical, Heritage Vessels	24
309. Dockage Charges For Ocean Research Vessels	24
310. Minimum Charge.....	24
311. Berthing For Clearance.....	24
312. Dockage Rates For Vessel Wet Docking	24
313. Dockage Charges For Miami-Dade County Agencies	24
Section Six: Wharfage	25
Wharfage.....	25
404. Ship’s Stores	25
405. Calculation Of Cargo Tonnage	25
406. Cargo Wharfage Charges.....	25
407. Passenger Wharfage Charges For Small Passenger Vessels	25
408. Passenger Wharfage Charges Except Small Passenger Vessels.....	26
414. Transshipments	26
Section Seven: Wharf Demurrage & Terminal Storage	28
Wharf Demurrage	28
500. Free Time Allowance	28
502. Computation Of Free Time.....	28
504. Wharf Demurrage Charges.....	28

Tariff No. 010

506. Non-Shipment By Water	28
<hr/>	
508. Terminal Storage Charges	29
512. Minimum Storage Charges.....	29
Section Eight: Container Crane Facility	30
Container Gantry Crane Facility	30
550. Container Gantry Crane Rules And Regulations	30
560. Crane Rates (A)(R)	31
570. Container Gantry Crane Characteristics	31
580. Payment For Rental Of Cranes	32
584. Heavy Lift Charges	32
586. Crane Condition.....	32
588. Damages Sustained To Crane	33
596. Cleaning Facilities	33
Section Nine: Rentals & Leases	34
602. Rental of Space.....	34
604. Open Ground Leases (A)	36
605. Inside Fencing.....	37
606. Other	37
607. Lease Documents Late Fee.....	38
608. Lease Permits And Licenses	38
609. Lease Environmental Protection And Indemnities.....	38
Section Nine-A: Foreign Trade Zone	39
610. PortMiami Foreign Trade Zone No. 281.....	39
Section Ten: Miscellaneous Charges.....	41
700. Fresh Water.....	41
701. Fresh Water Unit Connection Replacement.....	41
705. Electric Current For Refrigerated Units	41
707. Harbor Fee.....	41
709. Vehicle Examination Facility Charge.....	42
710. Vehicle Parking At The Port.....	42
714. Annual And Temporary Permit Fees	43
715. Port Identification Cards and Special Dock Parking Permit.....	49

Tariff No. 010

716. Liquefied Natural Gas (LNG) Bunkering (I) 51

[717. Shore Power](#)63

Section Eleven: General Information **52**

800. Miami Harbor 52

802. Main Channel 52

806. Fisherman’s Channel 52

807. Lummus Turning Basin 52

808. Main Turning Basin 52

809. Western Turning Basin 52

810. Fisher Island Turning Basin..... 52

816. Anchorage 52

818. Tides And Tidal Currents 53

850. Port Facilities And Specifications ~~(C)~~ 53

Index **55**

Correction Sheet

Reference marks and symbols used to indicate the effect of corrections to this Tariff are in compliance with FMC General Order 13, as amended as follows:

- (R) To denote a reduction
- (A) To denote an increase
- (C) To denote changes in wording or item number which result in neither an increase nor decrease in charges
- (D) To denote a deletion
- (E) To denote an exception to a general change
- (N) To denote reissued matter
- (I) To denote new or initial matter

Units of Weight & Measure

Customary international (metric) and U.S. units of weight and measure governing the determination of rates and charges assessed under this Tariff are as follows:

1	Acres	↔	43,560	Square Feet
1	Kilogram	↔	2.2046	Pounds
1,000	Kilograms	↔	2,204.62	Pounds (1 Metric Ton)
1	Pound	↔	0.4536	Kilograms
2,000	Pounds	↔	907.1847	Kilograms (1 Short Ton)
1	Metric Ton (1 Kilo Ton)	↔	1.1023	Short Tons
1	Short Ton	↔	2,000	Pounds
1	Short Ton	↔	0.9072	Metric Tons
1	Long Ton	↔	2,240	Pounds
1	Foot	↔	0.3048	Meter
1	Meter	↔	3.2808	Feet
1	Cubic Foot	↔	0.0283	Cubic Meters
1	Cubic Meter	↔	35.315	Cubic Feet
1	Bushel Grain (US) 60 Pounds	↔	27.216	Kilograms
1	Barrel (US) 42 Gallons	↔	158.9873	Liters
1	Cubic Meter	↔	423.792	Ft. Board Measure
1,000	Ft. Board Measure	↔	83.33	Cubic Feet
1,000	Ft. Board Measure	↔	2.36	Cubic Meters
6.4	Barrels (US, Bunker Fuel Only)	↔	1,000	Kilograms
1	Liter	↔	0.2642	Gallons
1	Gallon	↔	3.7854	Liters
1	Gallon (Fresh Water)	↔	8.34	Pounds

Metric Conversion Guide

<u>TO CHANGE</u>	<u>TO</u>	<u>MULTIPLY BY</u>
Cubic Feet	Cubic Meters	0.0283
Cubic Meters	Cubic Feet	35.3145
Cubic Meters	Cubic Yards	1.3079
Cubic Yards	Cubic Meters	0.7646
Feet	Meters	0.3048
Gallons (US)	Liters	3.7854
Inches	Millimeters	25.4000
Inches	Centimeters	2.5400
Kilograms	Pounds	2.2046
Liters	Gallons (US)	0.2642
Liters	Pints (Dry)	1.8162
Liters	Quarts (Dry)	0.9081
Liters	Quarts (Liquid)	1.0567
Meters	Feet	3.2808
Meters	Yards	1.0936
Metric Tons	Tons (Long)	0.8942
Metric Tons	Tons (Short)	1.1023
Millimeters	Inches	0.0394
Miles	Kilometers	1.6093
Pints (Dry)	Liters	0.5506
Pints (Liquid)	Liters	0.4732
Pounds	Kilograms	0.4536
Quarts (Dry)	Liters	0.1012
Quarts (Liquid)	Liters	0.9463
Square Feet	Square Meters	0.0929
Square Meters	Square Feet	10.7639
Square Yards	Square Meters	0.8361
Tons (Long)	Metric Tons	1.0160
Tons (Short)	Metric Tons	0.9072
Yards	Meters	0.9144

Unless otherwise specified, all tons in Tariff are short tons.

Section One: Definitions

101. BERTH ASSIGNMENT

The granting of permission to use a specified berth.

102. BERTH DAY

Each 24-hour period or fraction thereof during which a vessel occupies an assigned berth.

105. COUNTY

Miami-Dade County, organized and existing under and by the virtue of the laws of the State of Florida, and situated in the County of Miami-Dade in Florida.

106. COUNTY COMMISSION

The legislative governing body of Miami-Dade County as provided for in the charter of Miami-Dade County. The term is synonymous with “Board of County Commissioners”, the “Board” and “BCC”.

107. COUNTY MAYOR

The administrative head of Miami-Dade County who is responsible for the efficient operation of all County Departments.

108. DANGEROUS CARGO

Dangerous Cargo (includes hazardous materials, explosives, radioactive materials, etc.) items included in Title 33 of the Code of Federal Regulations Section 160.204 and further defined in sections referenced therein.

109. DOCKAGE ~~(C)~~

The charges assessed against a vessel for berthing at a wharf, pier, bulkhead structure, or bank, or for mooring to a vessel so berthed. For avoidance of doubt, dockage charges do not include the provision of shore power, water, or any other utility or utility related service, or other service, to the vessel.

111. FACILITY SECURITY PLAN (FSP)

A plan developed to ensure the application of security measures designed to protect the facility and its servicing vessels or those vessels interfacing with the facility, their cargoes, and persons on board at the respective MARSEC Levels pursuant to all applicable laws including but not limited to 33 Code of Federal Regulation 101.105, et seq.

112. FISCAL YEAR

Any twelve (12) months period from October 1st to September 30th of the following year.

Tariff No. 010
SECTION ONE: DEFINITIONS

113. FREE TIME

The specified period during which cargo may occupy space assigned to it on terminal property free of wharf demurrage or terminal storage charges immediately prior to the loading or subsequent to the discharge of such cargo on or off the vessel.

114. HANDLING

The service of physically moving cargo between point of rest and any place on the terminal facility, other than the end of ship's tackle.

115. HEAVY LIFT

The service of providing heavy lift cranes and equipment for lifting cargo.

116. PORT LEGAL HOLIDAYS ~~(#)~~ (For billing purposes only) ~~(€)~~

New Year's Eve _____	January 1
Martin Luther King's Birthday	3 rd Monday in January
Presidents' Day	3 rd Monday in February
Law Enforcement Appreciation Day	<u>May 12</u>
Memorial Day	Last Monday in May
Juneteenth _____	June 19 (observed June 19 or the following business day)
Independence Day _____	July 4
Labor Day 1 st _____	Monday in September
Columbus Day _____	2 nd Monday in October
Veterans' Day _____	November 11
Thanksgiving Day	4 th Thursday in November
Day after Thanksgiving	4 th Friday in November
Christmas Day	December 25 (Observed December 25 or the following business day)

In the event a legal holiday falls on a Saturday, it is celebrated on the preceding Friday, and in the event a legal holiday falls on a Sunday, it is celebrated on the succeeding Monday.

117. LOADING AND UNLOADING

The service of loading or unloading cargo between any place on the terminal or water and railroad cars, trucks, vessels, ferries, lighters or barges or any other means of conveyance to or from the terminal facility or water.

118. OPERATOR

Any person carrying on the business of furnishing wharfage, dock, warehouse, or other marine terminal services or facilities in connection with a common carrier by water in the United States or its possessions.

119. NON-OPERATING PORT

Tariff No. 010SECTION ONE: DEFINITIONS

Port of Miami-Dade does not provide longshoremen, checkers or handlers for cargo or baggage; nor does it handle count or provide guards or security for cargo and ships. These services are provided by franchised stevedoring, cargo handling, and steamship agency firms. A list of firms authorized to perform these services is available upon request from the Seaport Permit Section.

120. NOTICE OF VIOLATION

A notice issued by the United States Coast Guard or other federal, state or local agency for an alleged violation. The notice contains the applicable law or regulation violated and the corresponding proposed penalty and conditions to resolve the case.

122. PERSON

“Person” shall be defined in Florida Statutes Section 1.01 (3), and shall include without limitations municipal, governmental and public bodies and their agents, when such bodies or agents are using the Port terminal facility.

123. POINT OF REST

The area on the terminal facility which is assigned for the receipt of inbound cargo from the ship and from which area inbound cargo may be delivered to the consignee, and that area which is assigned for the receipt of outbound cargo from shippers for vessel loading.

124. PORT DIRECTOR

This term is synonymous with the term “Seaport Director”.

125. DANTE B. FASCELL PORT OF MIAMI-DADE

This term is synonymous with the term “Seaport Department,” “Port,” “Port of Miami,” “Port of Miami-Dade,” “PortMiami” or “PortMiami-Dade”.

126. MULTI-DAY CRUISE PARKING REVENUE

For purposes of multi-day cruise lines that have contractual multi-day cruise parking revenue sharing incentive rights, for clarification purposes, such multi-day cruise parking revenue sharing shall not include any parking revenue derived from or associated with daily cruises, non-revenue cruises, ferry services, cruises less than 24 hours in duration, cruises to nowhere, or any other category of service excluded from multi-day cruise parking revenue by or under any terms of this Tariff or the subject multi-day cruise lines’ respective preferential berthing or other contracts with the County.

127. PORT COMMISSIONING AGENT (I)

Individual(s) designated by the Director to certify that a vessel has successfully completed the Commissioning process so as to allow the vessel to successfully plug into the shore power system at PortMiami.

Tariff No. 010SECTION ONE: DEFINITIONS

128. PORT TERMINAL

One or more structures comprising a terminal unit, and including, but not limited to wharves, warehouses, covered and/or open storage space, cold storage plants, grain elevators and/or bulk cargo loading and/or unloading structures, landings and receiving stations, used for the transmission, care and convenience of cargo and/or passengers in the interchange of same between land and water carriers or between two water carriers.

130. SEAPORT DEPARTMENT

The department of Miami-Dade County created to operate, manage and develop the Seaport and terminal facilities of Miami-Dade County.

131. SHIP AGENT

The vessel representative responsible for the collection and payment of all charges assessed on a vessel for which they file a Request for Ship's Berth Assignment and provide accurate manifest documentation. All Ship Agents must be bonded and permitted by the Seaport Department to transact business at the Port of Miami.

132. SMALL BOAT

A vessel having a container/trailer capacity of 750 TEUs or less.

133. SMALL PASSENGER VESSEL

A passenger vessel with an overall length of less than 300 feet shall be deemed a "Small Passenger Vessel."

134. TARIFF

A publication containing the rates, charges, rules regulations and practices of any Person carrying on the business of furnishing wharfage, dock, warehouse, or other marine terminal services or facilities in connection with a common carrier by water in the United States or its possessions.

136. TERMINAL STORAGE

The service of providing warehouse or other terminal facilities for the storing of inbound or outbound cargo, including wharf storage, shipside storage, closed or covered storage, open or ground storage, bonded storage and refrigerated storage, after storage arrangements have been made.

137. USAGE

The use of the terminal facility by any rail carrier, lighter operator, trucker, shipper or consignees, their agents, servants, and/or employees, when they perform their own car, lighter or truck loading or unloading, or the use of said facilities for any other gainful purpose for which a charge is not otherwise specified.

138. VESSEL

Except as otherwise provided in individual items, the term "vessel" means floating craft of every description and shall include in its meanings the term "owners and agents" thereof.

139. WHARF DEMURRAGE

A charge assessed against cargo remaining in or on terminal facilities after the expiration of free time unless arrangements have been made for storage. Wharf demurrage is also applicable to cargo remaining in or on terminal facilities after expiration of an authorized storage period.

Tariff No. 010SECTION TWO: GENERAL RULES & REGULATIONS

140. WHARFAGE, CARGO

A charge, assessed against the cargo or vessel on all cargo passing or conveyed over, onto, or under wharves or between vessels (to or from barge, lighter, or water), when berthed at a wharf or when moored in slip adjacent to wharf. Wharfage is solely the charge for use of wharf and does not include the provision of shore power, water, or any other utility or utility related service to the vessel, nor does it include charges for any other service.

141. WHARFAGE, PASSENGER ~~(C)~~

A charge assessed against a passenger on a vessel, other than a crew member, when embarking from or debarking to port property. Passenger wharfage is solely the charge for use of wharf and other passenger facilities and does not include the provision of shore power, water, or any other utility or utility related service to the vessel, nor does it include charges for any other service.

Section Two: General Rules & Regulations

Applicability of Tariff

200. APPLICATION OF TARIFF AND SUPPLEMENTS

The charges, rates, rules and regulations published in this tariff shall apply equally to all users of, and all traffic on the waterways and/or facilities owned and/or operated by Miami-Dade County, Florida under the jurisdiction of the Seaport Department, on and after the effective date of this tariff or any supplements thereto provided, however, that to the extent a separate and effective written contract approved by the Miami-Dade Board of County Commissioners expressly or specifically supersedes one or more items, rates, or provisions of this Tariff, the expressly or specifically superseding contract term(s) or rate(s) shall exclusively control, but only to the limited extent particular items, rates and/or provisions of this Tariff are expressly or specifically superseded thereby, with all non-superseded items, rates, and provisions of the Tariff (as may be amended by County from time to time) remaining applicable notwithstanding the existence of a Board-approved and Port related written contract.

Should there be any matter requiring clarification or interpretation of any tariff item, the Seaport Director, by delegation from the County, shall be the sole judge as to the application and interpretation of this tariff.

The Seaport Director shall have the authority to deny, cancel, refuse, suspend or revoke a company's permit when that company has violated tariff rules and regulations or has violated established Port procedures, or has withheld or falsified information, or has been involved in any type of unlawful activity.

202. CONSENT TO TERMS OF TARIFF

The use of the waterways and piers, wharves, bulkhead, docks and other facilities under the jurisdiction of the Seaport Department shall constitute a consent to the terms and conditions of this tariff, and evidence an agreement on the parts of the vessels, their owners and agents, and other users of such waterways and facilities to pay all charges specified in this tariff and be governed by all rules and regulations published herein provided, however, that to the extent a separate and effective written contract approved by the Miami-Dade Board of County Commissioners expressly or specifically supersedes one or more items, rates, or provisions of this Tariff, the expressly or specifically superseding contract term(s) or rate(s) shall exclusively control, but only to the limited extent particular items, rates and/or provisions of this Tariff are expressly or specifically superseded thereby, with all non-superseded items, rates, and provisions of the Tariff (as may be amended by County from time to time) remaining applicable notwithstanding the existence of a Board-approved and Port related written contract.

204. APPEALS

A right of administrative review exists for actions or inactions of the Port Director and/or the Department pursuant to Section 28A-7, Code of Miami-Dade County.

Administrative Restrictions, Limitations and Requirements

210. GENERAL RESTRICTIONS AND LIMITATIONS

The Seaport Department is not obligated to provide storage or accommodation for property which has not been transported, nor is intended to be transported by water to or from the Port; nor is it obligated to provide extended storage or other services beyond reasonable capacity of the facilities; nor is it obligated to provide extended storage for any property in the course of normal operations, beyond a period of time determined by the Port Director.

The Seaport Department is not obligated to accept any cargo, either inbound or outbound, which is not compatible with the accepted objectives of the Port and the established assurances to the community. The refusal of any such cargo is discretionary with the Port Director.

The Seaport Department is not obligated to issue any permit, including stevedore permit or renewal. The Seaport shall consider other factors such as the granting or renewal of a permit does not lead to duplication of services that could lead to destructive competition or a reduction of the quality of services to our customers and persons using the Port of Miami-Dade and its facilities, and does not lead the Port of Miami-Dade to uncertainty, disruption and/or unstable environment in the rendering of such services.

211. PORTMIAMI PERSONNEL FEES (A)

Port Related Industry and Special Events and Port User Requests for Port Services. Seaport users, customers, and tenants requesting, reserving or otherwise using PortMiami facilities or services, or both, for Port related industry or special events or otherwise shall be responsible for all applicable Tariff fees and requirements, including, without limitation, the costs of all Port provided or necessitated services, to be determined based on the below-listed rates, with a minimum of four (4) hours per event or requested service. ~~Overtime~~Overtime rates may apply depending on the length and hour of the event. The fee may be waived or reduced, in whole or in part, at the discretion of the Port Director for County or Seaport sponsored events.

Rates, per hour, per employee, with a minimum of 4 hours per event

	Regular Hours	Overtime Hours
Cruise Operations Escorts.....	<u>\$31.83</u> <u>34.01</u>	
	<u>\$48.80</u> <u>51.01</u>	Maintenance
Mechanic.....	<u>\$53.05</u> <u>54.64</u>	
	<u>\$79.57</u> <u>81.96</u>	
Mechanic Supervisor.....	<u>\$62.59</u> <u>64.47</u>	<u>\$94.42</u> <u>97.25</u>
Painter.....	<u>\$44.56</u> <u>45.90</u>	<u>\$66.84</u> <u>68.85</u>
Electrician.....	<u>\$63.65</u> <u>65.56</u>	<u>\$95.48</u> <u>98.34</u>
Carpenter.....	<u>\$61.53</u> <u>63.38</u>	<u>\$92.30</u> <u>95.07</u>
Custodial Worker.....	<u>\$33.95</u> <u>34.97</u>	<u>\$51.98</u> <u>53.54</u>
Custodial Worker Part Time.....	<u>\$20.16</u> <u>25.65</u>	<u>\$29.71</u> <u>38.47</u>
Labor Supervisor 2.....	<u>\$50.92</u> <u>52.45</u>	<u>\$77.45</u> <u>79.77</u>

ATTACHMENT A

EFFECTIVE OCTOBER 1, ~~2022~~2023

Tariff No. 010

SECTION TWO: GENERAL RULES & REGULATIONS

Semi-Skilled Laborer.....~~\$38.1939.34~~ _____ \$58.3560.10

Tariff No. 010

SECTION TWO: GENERAL RULES & REGULATIONS

	Regular Hours	Overtime Hours
Laborer.....	<u>\$42.44</u> <u>43.71</u>	<u>\$62.59</u>
<u>64.47</u> Auto Equipment Operator 2.....	<u>\$49.86</u> <u>51.36</u>	
	<u>\$74.26</u> <u>76.49</u>	
Office Support Specialist.....	<u>\$35.01</u> <u>36.14</u>	<u>\$51.98</u> <u>54.21</u>
Seaport Facilities Supervisor.....	<u>\$73.20</u> <u>75.40</u>	<u>\$109.27</u> <u>112.55</u>
Security SES.....	<u>\$62.59</u> <u>64.47</u>	<u>\$94.42</u> <u>97.25</u>
Security SES 2.....	<u>\$75.32</u> <u>77.58</u>	<u>\$112.46</u> <u>115.83</u>

212. DISCLAIMER FOR LOSS OR DAMAGE

The Seaport Department shall not be responsible for any damages to freight being loaded, unloaded, handled, stored, or otherwise present on its facilities, or for loss of any freight or for any delay to same.

The Seaport Department shall not be responsible for any loss or damage to freight on or in its facilities by reason of fire, leakage, evaporation, natural shrinkage, wastage, decay, animals, rats, mice, other rodents, moisture, the elements, discharge of water from sprinkler fire protection systems, or by or from any other cause.

The Seaport Department shall not be responsible for delay, loss or damage arising from riots, strikes, or labor disturbances of any persons, or for any loss due to pilferage or thievery, or to any other cause.

The Seaport Department shall not be responsible for any personal injuries or death resulting from any cause whatsoever on its properties or facilities.

The Seaport Department shall not be relieved from liability for occurrences which are caused solely by its own negligence.

213. PLACEMENT GOODS NOT TO BE BAILMENT

The placing of property of any nature, including cargo on Seaport property pursuant to this tariff shall not be construed under any circumstances as a bailment of that property, and Miami-Dade County, its officers, employees, and agents, shall not be considered as bailee of any property whatsoever.

214. ABANDONED CARGO

Any cargo on which charges have not been collected within 90 days shall be considered abandoned cargo. The Seaport Department reserves the right to remove any or all such property to another part of the premises or remove it and place in storage off the Port at the risk and expense of the owner. The Seaport Department may retain possession of the property until all charges have been paid. When the Port Director determines final abandonment of cargo in any instance, he shall dispose of same under established County procedures.

Tariff No. 010

SECTION TWO: GENERAL RULES & REGULATIONS

215. PORTMIAMI ADMINISTRATIVE FEE (C)

A twenty-percent (20%) administrative fee may be charged for (i) every special service contract/agreement Seaport staff is asked to execute and manage on behalf of a port user or (ii) any cost incurred by or on behalf of the Seaport when exercising its rights under Tariff Item 260 or other self-help rights set forth in this Tariff No. 010 or otherwise or (iii) the costs of any other service that the Port provides at the request of a Port user that is not already required to be provided under the terms of this Tariff or a contractual agreement with such Port user. Special services could include, but are not limited to, requested Customs and Border Protection's Reimbursement Program~~Patrol~~, security, maintenance, repair, custodial and/or stevedoring services. The twenty (20%) administrative fees will be applied to the total charges, including any late penalties, all of which shall be due to the Port within thirty (30) calendar days of receipt of an invoice therefore.

216. FURNISHING CARGO & CRUISE STATEMENTS AND VESSEL REPORTS ~~(C)~~

All vessels, their owners and agents, and all other users of the waterways and facilities, shall furnish the Port Director copies of inbound or outbound manifest or other documents in a form satisfactory to the Port Director, or a full and correct statement, signed and certified to, on blanks furnished by the Seaport Department, showing weights or measurements of the various items discharged or loaded and the basis on which freight charges are assessed, within ten days after the arrival and/or departure of vessels, excepting Saturdays, Sundays and holidays.

For cargo vessels, it is the stevedores' responsibility to provide the Port of Miami-Dade with complete loading and discharge guides to verify the vessel manifest(s). Companies holding an active stevedoring permit at PortMiami are required to submit their final vessel loading and discharge reports for all vessels worked at the Port no later than two calendar days after vessel departure in a format acceptable to the Port Director. Arrangements to submit said reports are to be coordinated with the Port's Cargo Operations division.

217. LATE DOCUMENTATION ON SERVICE FEE

A service fee of one-half of one percent (1/2 of 1%) of total charges resulting from the calculation of charges reflected on such documents, for each 24-hour period or fractional part thereof, including Saturdays, Sundays and holidays, will be assessed for incomplete, incorrect, non-certified or late submission of documentation required for entry to the Port or for the calculation or verification of Port charges. This service fee shall be assessed in addition to all other penalties imposed by this tariff. The minimum service fee is ten dollars (\$10.00).

218. PAYMENT OF BILLS AND ONLINE PAYMENTS (C)

All charges assessed under this tariff are due as they accrue, and invoices issued by the Port are due and payable upon presentation.

All invoices being disputed by or on behalf of port users, customers, or either's respective agents or employees must be disputed within 30 days of the invoice date, except where payment of any Port fees, costs, or pass-through costs, fees, or charged must be paid hereunder within a shorter period than thirty

Tariff No. 010

SECTION TWO: GENERAL RULES & REGULATIONS

days (from invoicing or otherwise), then, in such event, such invoiced fees, charges, and/or costs must be disputed in writing by the (shorter) payment due date provided hereunder or in the subject invoice. Any invoice dispute not timely submitted in writing as required above shall be deemed waived.

Any invoice remaining unpaid the on the last day of the month following the month billed, or, where applicable, remaining unpaid on the last day of any shorter payment period set forth in the subject Port invoice or otherwise required in this Tariff, -is delinquent, and the Port users billed will be placed on a delinquent list.

A delinquent invoice is subject to a late fee of one- and one-half percent (1-1/2%) simple interest for each month or pro rata fraction thereof that said invoice remains delinquent at end of the month or such lesser payment period as may be otherwise provided in the invoice or elsewhere in this Tariff.

If collection procedures are pursued, an additional collection fee of up to 30% of the amount of the delinquent invoice will be added to the invoice amount. This collection fee will reimburse the Port for any amount due or paid to the Miami-Dade Finance Department for their collection effort. Payment of an invoice at PortMiami after the invoice has been sent to the Miami-Dade Finance Department for collection does not waive the collection fee.

Collection procedures include, but are not limited to, sending the delinquent invoice to the Collection Division of the Miami-Dade Finance Department at 111 NW 1st Street, 26th Floor, Miami, Florida 33128.

Payment for returned checks dishonored by the bank (NSF) shall be made pursuant to Florida Statute (F.S. 832.07). In the event where a Port user has presented more than one (1) NSF check to the Port for payment, the Port Director, at his discretion, may require the Port User to pay the Port via a cashier's check, payable from a local bank, or an alternative method of payment approved by the Port Director or his designee.

The Port assigns the responsibility for the collection and payment of all charges assessed on a vessel to the Ship's Agent Company authorized by the Seaport Director to file the Request for Ship's Berth Assignment for the vessel. The Port must be paid according to the terms stipulated in this tariff item regardless of when the Ship's Agent, vessel, its owners, or agents are reimbursed.

The Port reserves the right to refuse the use of Port facilities and services to any Port user on the delinquent list and to demand payment of charges in advance before further services ~~will be~~ performed or facilities used.

Sales Tax

Rates and charges contained in this tariff are exclusive of any sales tax. Applicable sales taxes shall be paid to the Port at the time and by the entity responsible for payment of the tariff charges for which the tax is imposed.

Applicable sales taxes are further explained in Florida Statute Title XIV, Chapter 212 "Tax on Sale, Use, and

Tariff No. 010

SECTION TWO: GENERAL RULES & REGULATIONS

Other Transactions”. Current sales tax rate is 6.8% on Commercial Real Property Rental, and 7% on everything else.

Cruise and cargo shipping lines may elect to pay all invoices directly to the Port. Shipping lines choosing direct billing may contact the Port’s permit section to set up the account, which still requires a permit, insurance coverage and payment guarantee, as per Items 714 and 222 of the Tariff.

Tariff No. 010SECTION TWO: GENERAL RULES & REGULATIONS

On-Line Payments

Invoices can be paid on-line using the Port's SeaPal online service via e-checks. The Port also offers online payments for account replenishment for ground transportation using e-checks. There are no processing charges for any e-check transactions.

~~Parking and Ground Transportation invoices of \$10,000 or less can also be paid online using a credit card subject to a 2.5% fee payable at the time of payment. This applies only to Parking and Ground Transportation invoices, all other invoices and fees can only be paid online using SeaPal via e-checks. As mentioned above, there~~ There are no processing charges for any honored and successful e-check transactions.

All ground transportation companies are required to pay for trip fees using the online services, using either the account replenishment method or making a payment on a one-time basis. For companies that infrequently visit the Port, less than 5 times per year, prior arrangement for a trip and payment must be made and communicated through the permit section at the Port before the company's vehicle(s) visit the Port.

Shipping companies, cruise and/or cargo, or their agents, are required to pay all invoices via wire transfer or using the Port's SeaPal online payment service.

All e-check transactions which are dishonored by the servicing bank due to nonsufficient funds (NFS), will also be treated pursuant to Florida Statute (F.S. 832.07) and as previously noted in this section.

219. TEMPORARY EMERGENCY CHANGES TO TARIFF

The Seaport Director shall have the authority to implement emergency temporary changes to this Tariff to remain competitive with other ports. These temporary changes must be consistent with the provisions of Item 200, be documented and submitted to the Office of the Miami-Dade County Mayor, with copies to the County Finance and Budget Directors, and require a prior written finding by the Seaport Director that such changes will not result in the Seaport producing less Revenues (as defined in the Seaport's Bond Ordinance (Ord. No. 88-66) as amended) unless, in the opinion of the Seaport Director, overall Port rates, fees, rentals and other charges, as so changed, revised, or reduced, will produce sufficient Revenues to comply with the coverage and other requirements set forth in Section 501(c) of Ordinance 88-66 as amended.

If such temporary changes are to remain in place for a period of over twelve months or more than one fiscal year, they shall be submitted to the Board of County Commissioners for approval as part of the Seaport's budget for the following fiscal year.

220. ACCESS TO RECORDS

All vessels, their owners and agents, and all other users of the waterways and facilities, shall be required to permit access to manifests of cargo, passengers, railroad documents, and all other documents for the purpose of audit for ascertaining the correctness of reports filed, or for securing the necessary data to

Tariff No. 010SECTION TWO: GENERAL RULES & REGULATIONS

permit correct estimate of charges.

221. INDEMNIFICATION

All users of Port facilities shall indemnify and hold harmless the County and its officers, employees, agents and instrumentalities from any and all liability, fines, losses or damages, including attorneys' fees and costs of defense, which the County or its officers, employees, agents or instrumentalities may incur as a result of claims, demands, suits, notices of violation, causes of actions or proceedings of any kind or nature arising out of, relating to or resulting from the users' use of Port facilities. All users of Port facilities shall pay all claims, fines and losses in connection therewith and shall investigate and defend all claims, suits or actions of any kind or nature in the name of the County, where applicable, including appellate proceedings, and shall pay costs, fines, judgments and attorneys' fees which may issue thereon, provided the County shall have given reasonable written notice of such matter with full right to defend and shall cooperate in such defense.

222. PAYMENT GUARANTEE

Users of the Port facilities are required to furnish the County with a Payment Guarantee, insuring the County against loss of any funds and indemnifying the County in full for the payment of bills that accrue as a result of dockage, notices of violation, cargo and passenger wharfage, water sales, storage, rentals, leases, warehousing, wharf demurrage, track rentals, electric current and any other charges that may accrue for services rendered by the County. The Port Director is authorized to determine and fix the amount of the required Payment Guarantee. The Port Director is also authorized to designate the persons who shall be required to post the bond required by this section.

Standard Lease (boilerplate) Agreement Lessees shall furnish to the Port a payment guarantee prior to occupancy of the leased space equivalent to the duration of the cancellation notification: thirty (30) days for a month to month lease term and ninety (90) days for 1 to 5-year lease terms. Lessee may elect to post said guarantee as an Indemnity Bond (Bond), an Irrevocable Letter of Credit (ILC) or via company check, provided the Bond or ILC (as applicable) is in a form acceptable to the County.

223. EMERGENCY TARIFF WAIVER FOR HURRICANES AND NATURAL DISASTERS

The Seaport Director or his designee, at his sole discretion, shall have the right to reduce or waive applicable Port fees for donated humanitarian relief efforts in case of a declared emergency by the President of the United States, the Governor of the State of Florida, or another state, or for a natural disaster suffered by a country served by an ocean carrier and/or cruise line customer of PortMiami.

Such waivers and/or reductions may include dockage, wharfage and crane rates per participating ocean carrier or cruise line. In lieu of Tariff rates, the Director shall have the right to reduce or waive rates set forth in the various County-approved cargo terminal agreements and/or approved agreements with cruise lines.

Such waivers and/or reductions shall be limited to those ocean carriers and/or cruise lines who are also waiving their transportation fees for donated hurricane relief supplies relating to food, lodging, medicine, construction materials and equipment, and/or resources provided by governmental or charitable_

agencies. In order to qualify for such waiver or reduction, the participating ocean carrier or cruise line must verify and provide documentation to the Port, including a manifest or certified statement identifying those items that may qualify for such waiver or reduction.

224. INSURANCE

The rates and charges published in this tariff do not include any insurance of any nature. All permitted users of the Port facilities are required to carry both Comprehensive General Liability Insurance and Auto Liability Insurance. Certificates of Liability Insurance must show Miami-Dade County as Certificate Holder and indicate that insurance coverage meets the following minimum requirements: (1) Commercial General Liability Insurance on a comprehensive basis in an amount not less than \$300,000 combined single limit per occurrence for bodily injury and property damage; and (2) Automobile Liability Insurance in an amount not less than \$300,000 combined single limit per occurrence for bodily injury and property damage. Miami-Dade County must be shown as an additional insured with respect to both policies. Additional coverage may be required pursuant to other sections of this Tariff. Cartage companies are required to carry a minimum of \$1,000,000 liability insurance.

Companies unable to provide valid proof of insurance (other than TNCs/TNEs) will be immediately required to cease operations and will have their permits automatically suspended until valid proof of insurance is received and validated by the Permits Section. Companies falsifying insurance documentation will be automatically subject to a \$1,000 fine and the immediate suspension of the permit for a duration determined by the Port Director or designee.

Insurance Requirements for Cartage Companies

All cartage companies doing business at PortMiami must comply with the insurance requirements set forth in Section 224 of this Tariff and must provide the Permits Section with a Certificate of Liability Insurance listing all insured drivers and vehicles. Any and all changes to the company's driver/fleet schedule must be reported immediately. It is the company's responsibility to maintain their company's driver and insurance records up to date. Failure to do so may result in the suspension of the company's permit for a period determined by the Port Director or designee.

Information submitted by the insurance company and/or the managing general agent concerning insured drivers/vehicles will be compared to the Port's identification system as to the number of issued Port ID cards. Any discrepancies must be remedied within two (2) business days after notice from the Port, or in the event a permit holder has a discrepancy more than twice in a fiscal year, a fine of \$1,000 will be assessed for the first violation. The second violation will result in the suspension of the permit.

All drivers renewing their Port identification cards must show proof of insurance and/or approval of insurance to the Port's Identification & Credentialing Section. A cartage company's failure to report a change in an employee's work status (termination) within 7 days after the change may result in suspension of the Port business permit. Reactivation and addition of any cartage company's drivers will be granted only after verifying that the cartage company is in compliance with the insurance requirements.

Tariff No. 010SECTION TWO: GENERAL RULES & REGULATIONS

If a driver and truck fail to prove insurance coverage on any spot check while at the Port, the vehicle and driver may be required to leave the Port immediately.

All cartage company drivers wishing to work for two companies on one (1) Port identification card must show endorsement and proof of insurance coverage covering the driver's work for each such cartage company from both companies of record.

Insurance Requirements for Stevedores

All stevedores are required to furnish certificates of insurance to the Port and to the crane maintenance management company (Port of Miami Crane Management, Inc.) who reserves the right to deny use of the crane(s) to any firm supplying false, incomplete or misleading insurance information.

Stevedores Legal Liability Insurance and Comprehensive General Liability Insurance coverage shall be provided as liability against damages resulting from loading and unloading vessels by the stevedore. This insurance shall be a minimum of \$5,000,000.00 for each occurrence. Insurance coverage must include USL&H (United States Longshoremen and Harbor Association) coverage as required by the Longshore Act.

Miami-Dade County, Florida (Port of Miami-Dade) and the crane maintenance management company shall be named as additional name insureds.

These requirements are in addition to previous insurance requirements per other sections of this tariff. The above insurance policies shall not be canceled or allowed to expire until thirty days after ~~the~~ [PortMiami](#) has received written notice thereof from the insurance carrier.

226. RETURNED CHECK SERVICE FEE

A service fee will be assessed for the collection of a dishonored check, draft, or other order for the payment of money to the Port of Miami-Dade, including for collection of unsuccessful or dishonored e-checks transactions, in accordance with the rate structure established by Miami-Dade County, in Administrative Order 4-86. This service fee shall be in addition to all other penalties imposed by this tariff.

227. INAUGURAL ACTIVITIES

In order to promote PortMiami, attract new business and remain competitive with other ports, upon written request, the Seaport Director may authorize a reduction or waiver of dockage (not to exceed three days), passenger wharfage, and harbor fees for inaugural activities for vessels to be homeported in Miami.

Upon receipt of an advance written request, prior to the vessel's first call, to waive or reduce fees for inaugural activities, the Seaport Director may authorize such waiver or reduction under the following conditions:

- A. Vessel is new to the Port of Miami-Dade;
- B. Vessel will be homeported at the Port of Miami-Dade for the first time; and
- C. Inaugural activities are limited to no more than three sailings and are promotional in nature with

Tariff No. 010

SECTION TWO: GENERAL RULES & REGULATIONS

non-revenue customers only.

Section Three: Rules & Regulations for Vessels

Navigation

230. ANCHORAGE OR OBSTRUCTION IN TURNING BASINS AND CHANNELS

It shall be unlawful for any person, firm or corporation whether as principal, servant, agent, employee, or otherwise, to anchor any vessel, boat, barge or other watercraft of any kind in any of the turning basins or channels in the Port of Miami-Dade, or to otherwise obstruct navigation, except in cases of actual emergency.

232. LIGHTS AT NIGHT

All vessels, barges or other watercraft, while anchored, moored, or maneuvering in the waterways of the Port of Miami-Dade, must at all times of the night show proper lights.

234. POLLUTION OF AIR AND WATER (A)

It shall be unlawful for any person, firm or corporation to deposit, place or discharge into the waterways of the Port of Miami-Dade, any ballast, dunnage, sanitary sewage, butcher's offal, garbage, dead animals, gaseous liquid or solid matter, oil, gasoline, residuum of gas, calcium, carbide, trade waste, tar or refuse, or any other matter which is capable of producing floating matter or scum on the surface of the water, sediment or obstruction on the bottom of the waterways, or odors or gases of putrefaction.

All vessels and all persons using Port facilities shall take every precaution to avoid pollution of the air. County air pollution control procedures will be strictly enforced.

In addition to these regulations, all appropriate federal, state and local laws, rules or regulations pertaining to air and water pollution shall be rigidly observed.

In the event of a pollutant spill onto the property or into the waterways at the Port of Miami, the party(s) responsible for the spill shall take immediate actions to clean up the spill, regardless of where the spill occurs and regardless of whether the spill occurs on land leased or otherwise controlled by such party(ies). Cleanup is to be accomplished in the shortest time possible, using industry approved methods, so as to limit in every way possible, damage to the environment.

In any instance where it is determined by the Port of Miami that cleanup efforts are not being undertaken in a timely and/or adequate manner by the responsible party(s), the Port of Miami may order resources, as necessary, to commence and complete the pollutant spill cleanup. In such cases, the full cost of the cleanup plus an administrative fee of twenty (20%) ~~15%~~ will be charged to the responsible party(s). In instances where a vessel is a responsible party, full payment of the cleanup costs, including administrative fee, must be paid by the franchised agent or vessel representative before the vessel will be permitted to sail from the Port of Miami. In instances where a vessel is prohibited from sailing due to failure to pay cleanup costs as prescribed by this Item, dockage charges will continue to be applied until such time as

Tariff No. 010SECTION THREE: RULES & REGULATIONS FOR VESSELS

vessel sails from the Port of Miami. In the event any oil or hazardous substance is discharged or released into or upon any navigable waterway in a harmful or reportable quantity, the responsible party shall immediately notify the National Response Notification Center (1-800-424-8802) per USCG Requirements.

236. SPEED

It shall be unlawful for vessels or other watercraft to proceed at a speed which will endanger other vessels or structures or to cause wake damage. All applicable federal, and local rules and regulations apply.

Berthing

240. APPLICATION FOR BERTH

The agent for a vessel desiring a berth at the Port of Miami-Dade shall, as far in advance of the date of docking as possible, make application to the Port of Miami-Dade berthing office in writing or electronically in the manner prescribed for a berth specifying the name of vessel, size, the date and estimated time of arrival, date and time of sailing, and the nature and quantity of cargo, if any, to be loaded or unloaded.

A rail operator or the agent for same desiring temporary use of any on-Port rail track or facility, or both, shall, as far in advance of the desired date as possible, make application to the Port of Miami-Dade in writing or electronically in the manner prescribed for a track and/or other requested rail facility specifying the date and times of such use and the specific track(s) and facilities sought, the length of train, and any other information that may be requested by the berthing office or other Port staff.

241. ASSIGNMENT OF BERTH AND RAIL FACILITIES

All berthing and rail track and facility assignments shall be made by the Seaport Department and must be rigidly observed.

Any vessel which does not adhere to an established arrival schedule and conflicts with berth assignments previously made may, at the discretion of the Port, be assigned an alternate berth or await the vacancy of a preferred berth.

Port of Miami-Dade reserves the right to assign berths, tracks, and rail facilities for the optimal utilization of the Seaport's facilities and may impose time limits and other conditions in connection with the assignment of Port berths, gantry cranes, railroad tracks, and/or other Port facilities.

242. CHANGE OF BERTH

Every vessel, boat, barge or other craft must, at all times, have on board a person in charge with authority to take such action in any actual emergency as may be necessary to facilitate common navigation or commerce, or for the protection of other vessels or property. The Port Director has discretionary authority to order and enforce the removal or change the berth or location of any vessel, boat, barge, or other watercraft at its own expense, to such place as he may direct, for the purpose of facilitating.

Tariff No. 010SECTION THREE: RULES & REGULATIONS FOR VESSELS

navigation or commerce, or for the protection of other vessels or property, and it shall be unlawful for the master, owner, or agent of such vessel to fail, neglect, or refuse to obey any such order. If there is no responsible person available, or if the person in charge refuses to shift the vessel as directed, the Seaport Department shall have the vessel shifted at the risk and expense of the vessel.

243. UNAUTHORIZED BERTHING

Any vessel berthed in an unauthorized manner or shifted without approval of the Seaport Department shall be subject to an assessment in the amount equal to twice the published dockage fee. Such vessel may be moved to a properly designated berth without notice by the Seaport Department at the owner's risk and expense.

244. VESSEL TO BE CONTINUOUSLY WORKED

Any vessel accepted for berthing at the Port of Miami-Dade may be required to be worked continuously to completion, even with overtime, if necessary, when the assigned berth or the Port of Miami-Dade is declared congested by the Port Director.

Any vessel refusing to honor this requirement shall be considered as unauthorized berthing and the provisions of Item 243 shall apply.

245. VESSEL FIRE NOTIFICATION

In case of fire on board a vessel docked in Port, such vessels should sound a continuous ringing of ship's electrical bell or continuous sounding of ship's horn, to indicate a fire on board, or on the wharf at which the vessel is berthed. Such signal should be repeated at intervals to attract attention and be used as an additional method for reporting a fire.

246. MAN OVERBOARD

When a person falls overboard, the ship internal alarm bell should sound three (3) long rings and ship whistle should blow three (3) long blasts to notify the crew on board and the other ships in nearby vicinity.

247. TUG REQUIREMENTS ~~(H)~~

All tug companies holding a business permit with the Port of Miami must have at least one tractor tug in their fleet available at the Port. Should the permitted company determine that a named tug is to be temporarily taken out of service for repairs, dry docking, temporary re-assignment, or permanently relocated from the Port, a substitute tug of equal or greater capabilities must be available at the Port prior to the removal of the tug being replaced at the permitted company's expense. In all cases, the permitted company must, prior to taking such action, notify the Port Director or designee in writing of the planned change(s). Only after receiving concurrence from the Port Director or designee, can the change(s) be made. Said concurrence will not be unreasonably denied. When an additional tug is required by the Biscayne Bay Pilots guidelines, a tug company operating in PortMiami must provide additional equipment when given reasonable notice. Failure to provide a substitute tug and hindering cargo and/or cruise operations may result in a \$5,000.00 disruption fee per impacted cargo/cruise call.

Minimum Tug Assist Vessel Requirements – Per Individual Company

- At least one (1) operational 6,500 horsepower; 80 ton
- Have adequate vessel fenders to sufficiently and safely perform all berthing assistance and maneuvers with each class of ship and barge
- Be equipped with multiple frequency bridge-to-bridge transceivers for communicating among ships and barges, tug, PortMiami Berthing Office, and harbor pilots
- Must comply with all applicable United States Coast Guard inspection, safety, and other requirements and minimum standards applicable to tugs or other towing vessels.

Section Four: Rules & Regulations for Wharves

Allocation of Space

250. GENERAL

The Port Director shall control the allocation of the space, covered or open on the Seaport properties. All persons using port property in any manner shall strictly comply with such allocations. The Port Director is authorized to move freight or other articles, at owner's or agent's expense, in order to enforce this item.

In all cases, the objective of space allocation is to ensure maximum flexibility and utilization of available space, both covered and open, and the Port Director shall be the sole judge in the matter.

252. LEASING

Where leasing is involved as for office, warehouse or open ground space, normal County procedures and requirements shall be followed in addition to those set out in this tariff.

254. THIRD PARTY CONTRACTS

Users of the port properties shall not assign or transfer any right or privileges granted to it under the terms and conditions of any contractual agreement to which it is a party with the County, nor shall the users of the port enter into a contract with a third party involving the use or allocation of Seaport properties without the prior written approval of the Port Director.

Wharves

260. CLEANLINESS OF PREMISES (A)

All stevedores, terminal operators, vessels and their owners, agents, and all other users of the facilities shall be held responsible for the general cleanliness of their property which has been allocated, assigned or leased to them. This shall include those parts of the aprons, gutters, rail docks and truck docks used in connection with any specific loading, unloading or handling operations and yards.

If such users do not properly clean the facilities or property they have been using or assigned, the Port Director may order the property cleaned and placed in good order and charge the users responsible at the following charges:

Sweeper and staff	\$ 218.55 <u>212.18</u> per hour
Overtime (hour x 1.5)	\$ 327.82 <u>318.27</u>
per hour Holidays (12 per County)	
.....	\$ 437.09 <u>424.36</u>

per hour Or

The Port Director, or his designee, may elect to utilize a third party (janitorial company, etc.) to effect the needed cleaning/housekeeping operation at the going rate at the time normally charged by the company selected plus a twenty 20% administrative fee as calculated on the total of any invoice/s submitted by the

Tariff No. 010

SECTION FOUR: RULES & REGULATIONS FOR WHARVES

company for the services rendered.

Tenants unable to perform these services may request these services on an as needed or regularly scheduled basis through the Seaport's Facilities Maintenance Division. These rates will require review annually.

261. BOAT CRADLE REMOVAL

It is the responsibility of the stevedoring company to remove, or have removed, any empty yacht/boat cradles from the dock aprons and other common use areas within the Port of Miami no later than 24 hours following the yacht/boat being removed from the cradle. Failure to comply will result in a charge of \$800.00 per day, per cradle, until removed. This fee will be assessed to the responsible stevedoring company.

262. DAMAGE TO FACILITIES (I)

Vessels, their owners or agents, and all other users of the Port facilities or equipment shall be held financially responsible for any damage sustained while the facilities or equipment are in their control or which are occasioned by them. In addition to labor and repair costs, -a twenty (20%) administrative fee will be applied to any claims. The Seaport Department may detain any vessel or other watercraft responsible for damage to the facilities until sufficient security has been given for the amount of damage. It shall be the responsibility of the users of the facilities or equipment to report any damages to the Seaport Department immediately.

264. EMERGENCIES

Anyone on the Port property at any time becoming aware of an emergency situation of any nature should call "911" (Miami Dade Police/Fire Rescue) first and then contact Seaport Security by calling 305-329-4049 (PortMiami Security), while taking such immediate direct action as may be appropriate.

266. EXPLOSIVES INFLAMMABLES OTHER HAZARDOUS MATERIALS

Conveyors of Certain Dangerous Cargo (CDC), as defined in the Code of Federal Regulations (CFR) must comply with all CFR requirements and obtain approval from the United States Coast Guard before such dangerous cargo is handled over or received on the wharves or other facilities of the Seaport. Failure to obtain approval shall be construed as an incomplete, inaccurate and/or late submission of documentation, and subject to provisions of Item 217 in this Tariff.

Any cargo, including transshipments, which requires, for transport purposes, special labeling as hazardous, explosive, dangerous, flammable, radioactive, poisonous or gas is not allowed to remain on the Port overnight without prior, written notification to the Port Director or designee. Wharf Demurrage Charges shall apply after 24 hours.

268. LOITERING ON PORT PROPERTY

It shall be unlawful for any Person to loiter upon the properties of the Seaport Department. It shall be unlawful for unauthorized Persons to enter any cargo movement or handling areas, designated cruise

Tariff No. 010**SECTION FOUR: RULES & REGULATIONS FOR WHARVES**

operational areas, or any secured/restricted areas under the PortMiami Facility Security Plan.

Persons using the Port facilities do so at their own risk, and the Seaport Department will assume no responsibility for injuries or damages sustained.

270. SIGNS

Painting signs on structures belonging to the Seaport Department is prohibited without prior approval. Signs to be erected on the Port shall be furnished by the Port users and erected or placed by the user after the Port Director shall have approved the design, material, and size of said signs. All signs shall be uniform and must comply with all applicable laws, ordinances, and other sign requirements.

272. SMOKING

It is strictly prohibited and unlawful for any Person to smoke inside any building located on the Port, in accordance with the Florida Clean Indoor Air Act of 1987, as amended by the State Legislature in 1992, and the Miami-Dade County Administrative Order No. 8-6, as amended April 7, 1994. Further, smoking restrictions on outdoor smoking may be as posted.

274. SOLICITATION

It shall be unlawful for any Person to solicit or carry on any business on the Seaport property without first obtaining a permit from the Seaport Department of Miami-Dade County as required by this tariff, by Ordinance No. 64-22, and subject to having the required occupational licenses.

276. VEHICLES

It shall be unlawful to park automobiles in any restricted area or to park any automobile, truck, trailer, or any other vehicle in loading zones for any longer period than is necessary to load or discharge cargo or passengers. Parking is permitted in PortMiami FSP secured/restricted areas for Federal, State, and local first responders and Miami-Dade County Seaport authorized vehicles, as well as vehicles with a valid Special Dock Permit or Work Zone Authorization.

278. SECURITY

It shall be the responsibility of all Seaport users and tenants to provide their own security personnel when they have cargo or other property on the Seaport that has a high susceptibility to theft. Security personnel so employed and utilized within a secured area/restricted area and/or area of cargo operations shall have in their possession a Seaport identification card issued in compliance with Chapter 28A of the Code of Miami-Dade County Seaport Security and Operations; and a Transportation Worker Identification Credential (TWIC) Card issued in compliance with Transportation Security Administration (TSA) Federal requirements.

All security personnel so employed, whether armed or unarmed, shall be able to converse in the English language, and be licensed by the State of Florida.

Tariff No. 010**SECTION FOUR: RULES & REGULATIONS FOR WHARVES**

Seaport users and tenants intending to utilize security personnel, other than those security companies permitted to do business on the Seaport on a permanent basis, shall provide written notice at least 24 hours prior to their utilization. Such notice shall be addressed to the Seaport Security Division Chief, with a copy provided to the Cargo Operations Duty Officer.

279. USE OF AND RESPONSIBILITY FOR SEAPORT TWIC READERS

To facilitate compliance with certain U.S. Coast Guard regulations requiring owners and operators of certain vessels and facilities to conduct electronic inspections of TWICs as an access control measure, the Seaport Department has procured a volume of certified tamper-resistant biometric credential verification devices (TWIC Readers). Once federal rules mandating the use of TWIC Readers at certain designated secured areas of Port operations become effective, the Seaport Department may make County purchased TWIC Readers available to qualified and permitted security personnel or firms employed or retained by Port users or tenants, on a temporary (bailment) sign-out basis, provided the person(s) or firm(s) signing out such equipment (the bailees) shall be fully responsible for any equipment loss, theft, or breakage, shall return such equipment in good working order no later than the end of each working day on which the equipment was used or as otherwise directed by Seaport staff, and shall comply with all other requirements imposed by the Seaport Department in connection therewith, including, without limitation, requiring security deposits, cash bonds, payment bonds, insurance, indemnification, and/or other forms of payment guarantee.

280. WHARF OBSTRUCTION

Stevedores' tools, appliances, equipment, vehicles, or any other material or object which is not part of the cargo will not be permitted to remain on the wharves and wharf premises, or in the transit sheds, except at the discretion of the Port Director.

Cargo or gear will not be stored on the aprons, in driveways, roadways, on railroad tracks or any other locations that would hamper normal Port operations without specific approval of the Seaport Department.

If not removed when so ordered, it shall be subject to removal by the Seaport Department at the agent's expense, at cost plus 100%.

Section Five: Dockage

Dockage

300. BASIS OF CHARGE

Dockage shall be based on the highest gross registered tonnage or the overall length of the vessel as shown in Lloyd's Register of Shipping, ship registry papers or yard papers. However, the County reserves the right to admeasure any vessel when deemed necessary and use such admeasurement as the basis for dockage.

302. DURATION OF DOCKAGE ~~(R)~~

Dockage shall commence when a vessel is made fast to a wharf, pier, bulkhead structure, or bank or to another vessel so berthed, and shall constitute one day's dockage for the ensuing 24-hour period or any part thereof. Any part of any subsequent 24-hour period shall be construed as an additional day until such vessel has vacated the berth, provided if a vessel vacates the berth within the first 4 hours of any subsequent 24-hour period, only a half day will be charged for that day. Dockage is based on straight running time. Shifting from one assigned berth to another or sea trials shall not interrupt the straight running time. In the event of multiple daily sailings for the same vessel, only one dockage fee per 24-hour period will be assessed.

303. DOCKAGE FOR CULTURAL, CHARITABLE EVENTS

Upon submission of a written request and at the Port Director's discretion, non-home-ported vessels docked at the port for cultural, educational, and/or charitable events may be exempt from dockage charges.

304. DOCKAGE FOR UNAUTHORIZED BERTHING

Any vessel berthed in an unauthorized manner or shifted without approval of the Seaport Department shall be subject to dockage in an amount equal to twice the published fee. (See also Item 246)

305. DOCKAGE RATES FOR TUGS

The Port will provide non-fixed dockage for berthing permitted tugs engaged in tugboat towing and related services. All berths shall be assigned by the Seaport Operations Berthing Office. The Port reserves the right to move or rotate the berth locations to accommodate commercial shipping and/or cruise traffic.

306. DOCKAGE CHARGES EXCEPT GOVERNMENT VESSELS AND OCEAN RESEARCH VESSELS (A)

Cruise passenger vessels shall be assessed dockage on the basis of each gross registered ton per 24-hour period or fraction thereof at the rate of _____ ~~\$0.4330~~.446

Intercoastal Tug and Barge Lines providing container service between Miami and other continental U.S. ports will not be assessed dockage charges while they are loading or discharging containers. Special rates for these services are listed under Cargo Wharfage Charges.

Tariff No. 010
SECTION FIVE: DOCKAGE

All other vessels shall be assessed dockage based on gross registered ton per 24-hour period or fraction thereof at the rate of _____ \$~~0.4330~~446

In the absence of reliable tonnage data, vessel shall be assessed for each lineal foot per 24-hour period or fraction thereof at the rate of _____ \$~~4.154~~27

* Excluding inaugural activities for homeport ships at the discretion of the Port Director, as per Item 227.

308. DOCKAGE CHARGE FOR MILITARY, HISTORICAL, HERITAGE VESSELS (A)

U.S. Naval vessels, U.S. Coast Guard, foreign Naval vessels, and historical and/or heritage vessels visiting the Port of Miami-Dade, shall be assessed dockage on the basis of each displacement ton per 24-hour period or fraction thereof at the rate of _____ \$~~0.300~~29

309. DOCKAGE CHARGES FOR OCEAN RESEARCH VESSELS (A)

Ocean research vessels shall be assessed dockage on the basis of each gross registered ton per 24-hour period or fraction thereof at the rate of _____ \$~~0.310~~32

310. MINIMUM CHARGE ~~(A)~~(C)

The minimum charge for dockage, per day or fraction thereof, shall be Two Hundred Seventy-five Dollars (\$275.00).

311. BERTHING FOR CLEARANCE (C)

Vessels docking only for U.S. Customs, Immigration and Naturalization Service, ~~or~~ Agriculture Department clearance, or medical emergencies and/or evacuations will be granted two-(2) hours free time. After the initial two-(2) hour free period, regular applicable dockage rates shall apply per 24-hour period or fraction thereof.

312. DOCKAGE RATES FOR VESSEL WET DOCKING ~~(D)~~

Upon approval of the Port Director, with written application to the Port Director or designee, when proper berthing space is available, vessels calling for the purpose of wet docking, for repair or lay up, bunkering, sludge/garbage disposal, water intake and provisioning, the following dockage rates will apply:

From day one.....50% of Tariff, per day

Notwithstanding the foregoing paragraph, on any days during which passengers embark or disembark, or cargo is loaded or unloaded, dockage will be charged at 100% of Tariff.

313. DOCKAGE CHARGES FOR MIAMI-DADE COUNTY AGENCIES

All Miami-Dade County agencies/departments shall be assessed a monthly dockage fee of _____ \$500.00 per month

Tariff No. 010

SECTION FIVE: DOCKAGE

Each additional vessel from the same agency shall be assessed a monthly dockage fee of _____ \$250.00

Section Six: Wharfage

Wharfage

404. SHIP'S STORES

No charge for wharfage will be made on ship's stores.

405. CALCULATION OF CARGO TONNAGE

Only full tons will be used when calculating cargo tonnage subject to wharfage rates. Manifest weight totals expressed in pounds will be converted to the nearest full ton as follows: Fractions over a full ton, but less than 0.5 (2) will be dropped; when 0.5 or more, the next highest ton figure will be used.

406. CARGO WHARFAGE CHARGES (N) (A) ~~(C)~~ ~~(R)~~ ~~(D)~~

ALL ARTICLES – not otherwise provided for, per ton _____	<u>\$3.583.69</u>
AUTOMOBILES AND MOTORCYCLES, per unit _____	<u>\$12.3011.94</u>
BUSES & TRUCKS, per unit _____	<u>\$18.4517.91</u>
OTHER HEAVY EQUIPMENT, per ton _____	<u>\$3.693.58</u>
OPEN FRAME TYPE CAR CARRIERS, single or multiple, each _____	<u>\$3.693.58</u>
TRAILERS of any type (exclusive of loaded cargo), tare weight, per ton _____	<u>\$2.402.47</u>
CONTAINERS of any type, empty or full (exclusive of bins with personal goods), per TEU __	<u>\$43.6244.93</u>
YACHTS/BOATS, whether off-loaded or on-loaded onto pier or water, per foot,	
up to 25 ft _____	<u>\$3.583.69</u>
over 25 ft _____	<u>\$13.1313.53</u>
Minimum Invoice _____	\$32.00

TRANSSHIPMENT RATES

Per TEU (inclusive of wharfage and tare rates, and, as to cargo subject to dockage-inclusive TEU rates, if so, provided in applicable cargo terminal agreements with the County, inclusive of dockage as well) _____ \$18.00

PERSONAL GOODS, per bin, wheeled or not wheeled, weighing less than one (1) ton loaded in the ship's hull (in lieu of a container charge) _____ \$10.00

407. PASSENGER WHARFAGE CHARGES FOR SMALL PASSENGER VESSELS (A)

Tariff No. 010
SECTION SIX: WHARFAGE

All passengers, same vessel, Embarking onto a Small Passenger Vessel, which berths at PortMiami a minimum of 175 calls in a given Fiscal Year (including security charge), per passenger

_____ \$~~5.605.~~
77

All passengers, same vessel, Debarking from a Small Passenger Vessel, which berths at PortMiami a minimum of 175 calls in a given Fiscal Year (including security charge), per passenger

_____ \$~~5.605.~~
77

The Small Passenger Vessel wharfage rates set forth in this Tariff Item 407 shall only apply to passengers Embarking to and/or Debarking from Small Passenger Vessels, which berth at PortMiami a minimum of 175 calls in a given Fiscal Year.

408. PASSENGER WHARFAGE CHARGES EXCEPT SMALL PASSENGER VESSELS (A)

Vessels offering multi-day cruises: *

All Passengers, same vessel, Embarking (including security charge) each _____ \$~~14.34~~13.92

Vessels offering multi-day cruises: *

All Passengers, same vessel, Debarking (including security charge) each _____ \$~~13.92~~14.34

Port-of-call vessels:

Per manifested passenger _____ \$~~13.92~~14.34

* Excluding inaugural activities for homeport ships at the discretion of the Seaport Director, as per Item 227.

414. TRANSSHIPMENTS

Waterborne inbound cargo received at a terminal from a vessel for subsequent reloading which is not removed from the Port of Miami-Dade, and is reshipped aboard another vessel in waterborne commerce from the Port of Miami-Dade, will be assessed a wharfage rate on the inbound movement only based on the rates set forth in Item 406 Tariff #010.

In order for cargo to be entitled to this transshipment provision, it is required that the owner and/or agent designate upon entry at the Port of Miami-Dade that such cargo is to be transshipped and that a copy of the "Transshipment Cargo Log" be presented with the outbound cargo manifest.

This special transshipment provision shall not apply to trailers or containers, except as noted below. Trailers and containers, empty or loaded, will be assessed wharfage on both inbound and outbound movements and will be allowed two free time periods.

Tariff No. 010SECTION SIX: WHARFAGE

Loaded waterborne containers and trailers that are discharged from a vessel and subsequently reloaded upon a vessel without the cargo being rehandled in any way and is exported within 30 days will be assessed wharfage on the inbound leg only. It is required that the owner and/or agent designate upon discharge at the Port of Miami-Dade that such loaded container or trailer is to be transshipped and that a copy of the "Transshipment Cargo Log," which clearly identifies the inbound vessel and voyage number, be presented with the manifest of the outbound vessel.

The provisions of this Item shall not apply to wharfage rates that are discounted or established by negotiated contract unless so designated.

Section Seven: Wharf Demurrage & Terminal Storage

Wharf Demurrage

500. FREE TIME ALLOWANCE

Inbound and outbound cargo shipped or transshipped through the Port shall be allowed 10 days free time (including weekends and legal holidays).

Upon submission of a written request and approval by the Port Director, bulk commodities and break bulk cargo shall be allowed up to an additional free time.

502. COMPUTATION OF FREE TIME

Outbound Cargo

The free time allowed for assembling outbound cargo shall commence at 12:01 a.m. of the day following placement of the cargo on the Port. The days during the loading of a vessel shall not be counted as wharf demurrage days.

It shall be the responsibility of the Port users to clearly state on the Vessel Report forms, provided by the Seaport Department, in the space provided thereon, the first day of loading. Failure to provide this information will result in the Seaport Department computing demurrage using the date of the ship's arrival.

Inbound Cargo

The free time allowed for removing inbound cargo shall commence at 12:01 a.m. of the day following the day the vessel completes discharging.

504. WHARF DEMURRAGE CHARGES (A)

All cargo remaining on the Port after the free time period and not accepted for storage shall thereafter be assessed a wharf demurrage charge on the same weight basis as wharfage as follows:

1. For each of the first 7 days or fraction thereof, per ton or fraction thereof _____ \$1,411.45
2. For th^e 8th and all succeeding days, or fraction thereof, per ton or fraction thereof _ \$2,212.28

The minimum invoice for wharf demurrage shall be _____ \$100.00

506. NON-SHIPMENT BY WATER

Cargo delivered on the Port for export and not loaded on a vessel berthed at the Port of Miami-Dade and subsequently moved inland from the Port is subject to wharf demurrage charges with no free time allowance commencing with the date of arrival on the Port.

Tariff No. 010

SECTION SEVEN: WHARF DEMURRAGE & TERMINAL STORAGE

508. TERMINAL STORAGE CHARGES (A)

Upon application to the Port Director prior to arrival of the vessel at Port, and at his discretion, certain types of freight or cargo may be accepted for storage, for specified periods, with charges to be assessed as follows:

- A - Charge for first month, or fraction thereof.
- B - Charge for second month, or fraction thereof.
- C - Charge for third month and each succeeding month, or fraction thereof.

	A	B	C
TERMINAL STORAGE:			
Closed or covered, per ton			
All items N.O.S.	\$13.83 <u>14.2</u>	\$27.80 <u>28.63</u>	
	<u>4</u>		\$41.68 <u>42.9</u>
Lumber, per ton	\$27.68 <u>28.5</u>	\$28.63 <u>27.80</u>	
	<u>1</u>	<u>3</u>	\$96.57 <u>93.7</u>
Automobiles per days	\$23.95 <u>23.2</u>	\$70.43 <u>72.54</u>	
	<u>5</u>	<u>6</u>	\$166.87 <u>171</u>
Paper, newsprint in rolls	\$10.42 <u>10.7</u>	\$12.48 <u>12.85</u>	
	<u>3</u>	<u>.88</u>	\$14.54 <u>14.9</u>
		<u>8</u>	
Terminal Storage:			
Open or (uncovered) ground, per ton			
All items N.O.S.	\$10.42 <u>10.7</u>	\$20.87 <u>21.50</u>	
	<u>3</u>	<u>3</u>	\$41.68 <u>42.9</u>
Lumber, per ton	\$10.42 <u>10.7</u>	\$20.87 <u>21.50</u>	
	<u>3</u>	<u>4</u>	\$70.43 <u>72.5</u>
Automobiles per day	\$13.84 <u>14.2</u>	\$46.67 <u>48.07</u>	
	<u>6</u>	<u>.95</u>	\$110.63 <u>113</u>
Trucks, buses, vehicles p/day	\$27.80 <u>28.6</u>	\$93.76 <u>96.57</u>	
	<u>3</u>	<u>.84</u>	\$222.17 <u>228</u>
Trailers, containers, chassis, Loaded/empty 20 FT	\$13.83 <u>14.2</u>	\$46.67 <u>48.07</u>	
	<u>5</u>	<u>.95</u>	\$110.63 <u>113</u>
Over 20 FT	\$27.80 <u>28.6</u>	\$93.75 <u>96.56</u>	
	<u>3</u>	<u>.84</u>	\$222.17 <u>228</u>

Tariff No. 010

SECTION SEVEN: WHARF DEMURRAGE & TERMINAL STORAGE

Boats/yachts (cradled or trailered)

Including empty cradles or trailers	\$ 107.23 <u>110</u>	\$ 361.86	\$ 857.92 <u>883</u>
	<u>.45</u>	<u>372.72</u>	<u>.66</u>

Steel and aluminum materials, per ton	\$ 8.949.21	\$ 30.17 <u>31.08</u>	\$ 71.52 <u>73.6</u>
		<u>7</u>	

NOTE: Upon submission of a written request and approval by the Port Director, bulk commodities and break bulk cargo shall be allowed up to 30 days free time.

512. MINIMUM STORAGE CHARGES

The minimum invoice for either terminal storage charges or open storage charges shall be \$ 85.00

Section Eight: Container Crane Facility

Container Gantry Crane Facility

550. CONTAINER GANTRY CRANE RULES AND REGULATIONS

Any authorized stevedore (crane user) wishing to use container gantry crane(s), including all attached and ancillary parts and equipment [hereinafter referred to as "crane(s)"] shall make application for crane(s) rental use 12 hours prior to start-up time. Such applications shall specify the date and time of proposed use, the estimated length of use and number of cranes needed. The crane user shall return the crane(s) without delay, upon completion of his operations.

The crane user shall provide all necessary operators and perform all stevedoring required in connection with container crane(s) use.

When the crane(s) is/are ordered but not used, and orders are not modified or canceled within 6 hours, standby time for maintenance personnel will be assessed at the current labor rates, subject to a minimum charge of two hours straight time or four hours overtime.

Any incurred cost is the responsibility of the user, such as balance of guarantees, meal hours, or any other costs not covered under rental fee or start-up and secure.

It shall be the ship's responsibility to stow all of its cranes in an offshore position prior to the time that the container gantry cranes are put into service.

In the event that it is necessary to use the ship's cranes for any reason while the container gantry cranes are still in use at any time prior to the container gantry cranes' complete removal from the vessel, the container gantry cranes shall have the absolute right of way and all movements of the ship's cranes will be subservient to the container gantry cranes' movements and operations. Accordingly, it will be the responsibility and obligation of the ship and its stevedores to keep a proper lookout and to ensure that the movements or operation of the ship's cranes do not interfere with the operations or movements of the container gantry crane.

The ship will not begin to move its cranes into sea position until after the container gantry crane has fully completed its operations and movements and is fully clear from the ship and its cranes.

It shall be the stevedore's responsibility to assure that the ship is aware of and complies with its responsibilities to stow and operate its cranes in conformance with these regulations.

560. CRANE RATES (A) (C)

Container Gantry Crane Rental Rates Per Hour			
Rate Category	Hours/Labor	Crane #'s 11-16	Crane #'s 4-10
Gantry Crane(s) (without operator) Regular Hours	Regular Hours	\$ 989.34 <u>1,019.02</u>	\$ 890.41 <u>917.12</u>
	Overtime Hours	\$ 1,137.28 <u>1104.16</u>	\$ 1,023.55 <u>993.74</u>
Small Boat	Regular Hours	\$ 837.05 <u>812.67</u>	\$ 753.34 <u>731.40</u>
	Overtime hours	\$ 953.16 <u>925.40</u>	\$ 857.86 <u>832.87</u>
Standby time per hour (all cranes)	Regular Hours	\$ 299.80 <u>291.07</u>	\$ 299.80 <u>291.07</u>
	Overtime hours	\$ 433.27 <u>420.65</u>	\$ 433.27 <u>420.65</u>
Labor Only start-up and shutdown, per hour or fraction	Straight Labor	\$ 234.54 <u>227.71</u>	\$ 234.53 <u>227.70</u>
	Overtime Labor	\$ 319.18 <u>309.88</u>	\$ 319.18 <u>309.88</u>
Meal	Straight Labor	\$ 403.80 <u>392.04</u>	\$ 403.80 <u>392.04</u>
	Overtime Labor	\$ 573.06 <u>556.37</u>	\$ 573.05 <u>556.36</u>

~~Minimum rental period per crane is 4 hours per steamship line. Billing will be based on 1-hour increments with any fraction of an hour to be carried to the next full hour. Rental charges include maintenance.~~
Minimum rental period per crane is 4 hours per steamship line. Billing will be based on 1-hour increments. Final release of the crane completed in 20 minutes or less, will not be charged to the next full hour. Final release of the crane completed in 21 minutes or more, charges will be carried to the next full hour. Rental charges include maintenance.

The crane user will be charged for assigned maintenance personnel for standby time for vessel delays or weather interference at above rates per hour. No charge will be assessed for downtime due to mechanical and/or electrical malfunction of the crane(s).

Except for weather interference, labor standby time for delays will be charged from the time for which the equipment is ordered until the equipment begins operations.

One (1) hour start-up and one (1) hour shutdown time will be charged for labor only.

Costs incurred for the repositioning of crane(s), during a meal hour, when requested by the user, shall be billed according to the established labor rates.

570. CONTAINER GANTRY CRANE CHARACTERISTICS

The PortMiami operates thirteen (13) ship-to-shore container handling gantry cranes on six (6) 1,000 feet wharves. Currently; Cranes 8, 9, and 10 work on Wharves 1 and 2; Cranes 16, 15, and 14 work on Wharves 3, 4, and 5; Cranes 13, 11, 12 and 7 work on Wharves 3, 4 and 5; and Cranes 4, 5, and 6 work on Wharf 6.

Cranes 4, 5, 6, 7, 8, 9 and 10 (Post-Panamax):

Tariff No. 010

SECTION EIGHT: CONTAINER CRANE FACILITY

Capacity:

Under Spreader, Single Lift.....50 LT

Tariff No. 010

SECTION EIGHT: CONTAINER CRANE FACILITY

Under Spreader, Twin Lift.....	50 LT
Under Cargo Beam.....	70 LT
Outreach from waterside rail.....	151 FT
Total Hoisting Height.....	150 FT

Cranes 11 and 12 (Super Post-Panamax):
Capacity:

Under Spreader, Single Lift.....	50 LT
Under Spreader, Twin Lift.....	65 LT
Under Cargo Beam.....	75 LT
Outreach from waterside rail.....	213 FT
Total Hoisting Height.....	181 FT

Cranes 13, 14, 15 and 16 (Super Post-Panamax):
Capacity:

Under Spreader, Single Lift.....	50 LT
Under Spreader, Twin Lift (Rated Load).....	65 LT
Under Cargo (Hook) Beam (Full travel outreach to backreach).....	100 LT
Outreach from waterside rail.....	223.1 FT
Total Hoisting Height.....	193.5 FT

Special technical characteristics are available upon request.

580. PAYMENT FOR RENTAL OF CRANES

The stevedore making arrangements for the rental of the crane(s) will be held responsible for paying all charges incurred by its use, as defined in other sections of this Tariff, to the Seaport Department. These charges will include all charges related to damages caused by the stevedore while using the crane(s).

584. HEAVY LIFT CHARGES (A)

In all single lifts which exceed 90,000 pounds (with hook), a heavy lift charge of \$2,502.58 -per short ton will be assessed on the weight exceeding 90,000 pounds, which will be in addition to crane(s) rental charges. Weights listed on manifests will govern heavy lift charges, if actual weights are not provided.

586. CRANE CONDITION

The crane(s) will be in operating condition when turned over to the crane user and will be returned in the same condition as when received, wear and tear alone excepted. All repairs will be effected through the maintenance operator or through their designated contractor and billed accordingly for repair costs incurred.

Tariff No. 010SECTION EIGHT: CONTAINER CRANE FACILITY

Downtime caused by crane user negligence will be charged at the rate as per paragraph entitled RATES included in this Section, acts of God excepted.

588. DAMAGES SUSTAINED TO CRANE (A) (C)

Any damages to Port cranes or associated infrastructure caused or contributed to by any Port stevedore or other Port user, which render the crane(s) inoperable due to crane user negligence, and which may preclude the Seaport from any operating revenues, will be the responsibility of the stevedore or other Port user (as applicable), who upon demand or invoicing by the Port, shall to reimburse the Seaport ~~for~~ such revenues during the period of repair. all Port or Port of Miami Crane Management, Inc incurred repair costs plus a twenty percent (20%) administrative fee thereon.

596. CLEANING FACILITIES

All users of the crane(s) shall be held responsible for cleaning the facilities after using them, including the adjacent aprons and gutters. If the facilities are not properly cleaned, charges shall be assessed as noted in other sections of this Tariff, as noted in Item 260.

Tariff No. 010

SECTION NINE: RENTALS & LEASES

Section Nine: Rentals & Leases**602. RENTAL OF SPACE (A) (C) (D) (I)****Office Space in 1001, 1007 & 1015 Maritime Administration Building - Floors 1, 2, & 3**

\$25.00* per square foot, per year which includes air conditioning, lights, electricity, and with or without janitorial services. Either five-year lease, annual lease or month-to-month rental.

Office Space in 1007 Maritime Administration Building - Floors 4 and 5

\$27.00* per square foot, per year which includes air conditioning, lights, electricity, and with or without janitorial services. Either five-year lease, annual lease or month-to-month rental.

Office Space in 1020 Port Boulevard

\$25.00* per square foot, per year which includes air conditioning, lights, electricity, and with or without janitorial services. Either five-year lease, annual lease or month-to-month rental.

Retail Space, General

\$32.00 per square foot, per year which includes air conditioning, lights, electricity, excluding janitorial services. Either five years, annual lease or month-to-month rental.

Retail Space, Passenger Terminals

\$28.~~00~~84 per square foot, per year, which includes air conditioning, lights, electricity, excluding janitorial services. Either five-year lease, annual lease or month-to-month rental.

Office Space Passenger Terminals B through J, & Floor Open Space in all Terminals B-J

\$25.00* per square foot, per year which includes air conditioning, lights, electricity, and with or without janitorial services. Either five-year lease, annual lease or month-to-month rental.

Modular Office Space

\$18.00* per square foot, per year which includes air conditioning, lights, electricity, and with or without janitorial services. Either five-year lease, annual lease or month-to-month rental.

*Note: Deduct \$1.00 per square foot for janitorial, if not included.

Trailer Office Space

The greater of (a) \$30 per square foot per year, plus the cost of all utilities (including, without limitation, all costs, fees, charges, sur-charges, connection fees, and taxes charged for, arising from, or associated with the provision of water, electric, phone, internet, cable, and/or sewer holding tanks), plus the cost of custodial services or (b) the actual trailer rental cost per square foot per year, plus the costs of all utilities (including, without limitation, all costs, fees, charges, sur-charges, connection fees, and taxes charged for, arising from, or associated with the provision of water, electric, phone, internet, cable, and/or sewer/holding tanks), plus the cost of custodial services. The above set forth office trailer space square footage rates and utility charges are based on the anticipated installation of office trailers under the east

Tariff No. 010

SECTION NINE: RENTALS & LEASES

side of the Port's non-bascule bridge. In the event the Port elects to place and install office trailers at other Port locations, where the Port's installation and other costs may vary, the Port Director may adjust such office trailer square footage rates in his/her discretion, up or down, to account for such potential Port cost differentials should they arise.

Fee for Janitorial Services: \$1.00 per square foot

The Lessee, at its sole cost and expense, shall be liable and responsible for installing, paying for, and maintaining phone line, internet ~~services~~, cable, security, and video surveillance services.

When, because of operational requirements, the Port infringes on the continued and uninterrupted use of a tenant's leased property, the Port may consider and apply rent abatement credits commensurate with the tenant's petition as validated and recommended by the Port's property management division and approved by the Port Director.

Tariff No. 010

SECTION NINE: RENTALS & LEASES

Warehouse Space

\$6.~~1800~~ – 12.~~3600~~** per square foot per year which does not include air conditioning, lights, electricity, or janitorial services. Either five-year lease, annual lease or month-to-month rental.

Exact rate shall be determined by the Port Director based on criteria including, but not limited to, access to street, location, condition of area, and other revenue contributions to the Port by lessee from any other Port operations.

**Any related rate adjustment as determined by the Port Director will be in addition to rental charges.

All lessees shall be required to enter into a lease agreement, in addition to applying for a PortMiami Business Permit as stipulated in Section 714 of this Tariff.

~~Portable~~ **Telecommunications Antennas**

~~\$2,750.00 per month, or any part thereof, will be assessed for each Portable Telecommunications Antenna temporarily* emplaced. This amount will be in addition to the associated open ground space charge at the maximum non-containerized ground space lease rate, and any other charges imposed by this tariff. For the purpose of this item, open ground space will be any space, improved or otherwise, to include parking space, as deemed appropriate by the Port Director. All Information Technology Department (ITD) requirements must be met before any installation is approved.~~

~~*The emplacement of a portable antenna under this tariff provision is with the understanding that the associated lease agreement would be on a month-to-month basis and in effect during the time required to install a permanent type antenna as approved by the Port Director.~~

All lessees shall be required to enter into a lease agreement, in addition to applying for a PortMiami Business Permit as stipulated in Section 714 of this Tariff.

Wall-mounted Telecommunications Antennas

The per annum fixed rate for space for wall-mounted telecommunications antennas and support equipment, on a year-to-year basis, shall be not less than \$40,000.00 and based on the following schedule:

Category	Antennas	Support Equipment	Rate per Year
1	One (1) or any array of not more than three (3) wall-mounted antennas encompassing not more than seven (7) linear feet between each antenna	Equipment required for initial setup to support antenna(s), not exceeding the following: electric panel, electric meter, transformer, stand-alone air conditioning unit, disconnect switch, antenna receiver unit, and cabling	\$50 40,000.00

Tariff No. 010

SECTION NINE: RENTALS & LEASES

2	One (1) to not more than an array of three (3) additional wall-mounted antennas encompassing a span of not more than seven (7) linear feet between each antenna	Except for required cabling, this schedule does not provide for any additional support equipment	\$ 10,000.00 <u>07,500.00</u>
---	---	--	---

Tariff No. 010

SECTION NINE: RENTALS & LEASES

3	This schedule does not provide for any antennas	Additional support equipment but less than that required for an initial setup	\$ 10,000.00 7,500.00
---	---	---	-------------------------------------

Wall-mounted Radio/Data Antenna for Port Users

The annum fixed rate for space for one wall-mounted radio/data antenna and supporting equipment, on a year-to-year basis, shall be \$3,000. This rate applies for Port users that require an antenna in order to conduct business at the Port.

- Support equipment (each component thereof) will be of reasonable and customary dimensions subject to the approval of the Port Director.
- Cabling includes coaxial cable, electric wiring, and associated conduit and bracketing required to connect antenna(s) to support equipment, support equipment to each other, and from support equipment to power source.
- Vendor will pay for electric utility use separate from antenna lease rate.
- Vendor will be responsible for all installation, to include the installation of an electric meter, maintenance, repair, and replacement.
- Under Schedule 3, should the Port Director deem the additional equipment to be equal to an initial set-up as provided for in Schedule 1, a Schedule 1 rate will be assessed.
- Installation and use of any antenna(s) and/or support equipment shall not interfere with the operation of another vendor’s or the Port’s antennas and/or support equipment or any other operational system, and it will comply with all applicable laws, including all zoning codes and requirements of the Miami-Dade County Code; Ordinance No. 01-157; South Florida Building Code; Miami-Dade County Information Technology Department; Federal Communications Commission; National Council on Radiation Protection and Measurement; Institute of Electrical and Electric Engineers; and American National Standards Institute.

Pole Mounted Telecommunication Antennas

The per annum fixed rate per space for pole-mounted telecommunications antennas and support equipment, on a year-to-year basis, shall be \$80,000.00 per pole, including supporting equipment.

TEMPORARY AND/OR MOBILE STRUCTURES in any area will be leased on a non-exclusive basis at rates as determined by the Port Director in conformity with, among other things, appraisal rates. Utilities and/or janitorial charges to be assessed as determined by the Port Director.

Antennas Review and Assessment

Tariff No. 010

SECTION NINE: RENTALS & LEASES

New poles, new infrastructure and any modifications shall require an assessment of the site and an administrative review by the Seaport.

Antenna Modification Review Fee \$1,500 (Per Modification)

604. OPEN GROUND LEASES (A) (C) (D)

Open ground storage area rented monthly or annually for Port related use on a non-exclusive basis will be leased at the rates listed below.

Open Ground Non-Waterfront (non-containerized).....\$ 5.~~41~~25 per sq. ft./per year

Tariff No. 010

SECTION NINE: RENTALS & LEASES

Open Ground Waterfront (non-containerized).....\$ ~~7.4725~~ per sq. ft./per year

~~Portable Telecommunication Antennas.....\$ 7.25 per sq. ft./per year~~

Open Ground Retail Space.....\$~~15.45.00~~ per sq. ft./per

year
Open Ground Trailers with pre-existing hook-up.....\$~~9.7950~~ per sq. ft./per
year

Open Ground (non-containerized) land used for stevedoring maintenance and repair of heavy equipment (including, but not limited to, top loaders, mules, forklifts, containers, etc.). Storage of full containers is not permitted.....\$~~1.962.02~~ per sq ft/ per year

Such leases, whether annual or month-to-month, do not provide for electricity, water, sewer, phone or internet service, landscaping, maintenance, housekeeping, fencing, security, paving, asphalt repairs, or other repairs. All such services, utilities, maintenance, and repairs shall be the sole responsibility of the tenant at the tenant’s expense.

(Rate discount not applicable to this category)

For not-for-profit/government entities or other entities that provide support functions or services deemed beneficial to Port operations, as determined by the Port Director, the Port Director may reduce lease rates by no more than 25% of the applicable open ground rate.

Such leases whether five year, annual or month-to-month do not provide for electricity, water, sewer, landscaping, maintenance, housekeeping, fencing, paving or asphalt repairs.

To fulfill Port operational needs and requirements, the Port reserves the right to occasionally berth vessels at bays 54 through 65 for such periods as may be deemed necessary by the Port Director. Lessee, at its sole cost and expense, shall be liable and responsible for all expenses incurred to clear the required space and relocate equipment back to the leased property. Rent abatement credits may be considered at the Port Director’s discretion when tenant’s equipment is moved off Port due to the unavailability of any temporary alternate location on the Port.

[All lessees shall be required to enter into a lease agreement, in addition to applying for a PortMiami Business Permit as stipulated in Section 714 of this Tariff.](#)

605. INSIDE FENCING

All fencing inside transit sheds warehouses and passenger terminals must be authorized by the Port Director. All original fencing or subsequent modifications will be installed at the expense of the applicable Port user. After installation, the fencing becomes the property of the Seaport Department of Miami-Dade County (Port of Miami-Dade).

606. OTHER

Port tenants not directly involved in the transportation of passengers or cargo from Port of Miami-Dade facilities may be assessed an additional rental charge based on a percentage of their annual gross revenue, as determined by the Port Director, in addition to the charges in Item 602 or 604 above. Such charge shall not exceed 40% of the affected tenant's annual gross revenue. Annual gross revenue shall include all revenue derived from the sale of merchandise or services at the leased premises, exclusive of any Florida State Sales Tax collected from customers.

607. LEASE DOCUMENTS LATE FEE

Lease documents not returned within the timeframe requested by the Port in writing will be subject to a late fee of \$500.00- or one-month's rent, whichever is greater (i.e. lease agreement, affidavit, payment guarantee, insurance certificates, etc.). If documents are not returned within 30 days of non-compliance, lease agreement will be terminated.

608. LEASE PERMITS AND LICENSES

In addition to the Certificate of Use and Occupancy required prior to commencement of operations, the Lessee, at its sole cost and expense, shall be liable and responsible for obtaining, paying and maintaining a current Fire/Life Safety Operating Permit in compliance with Miami-Dade County Code, Article III, Section 14-53.

609. LEASE ENVIRONMENTAL PROTECTION AND INDEMNITIES

The Lessee shall be solely responsible for all costs and expenses which arise out of environmental contamination for which County may be held liable caused by the Lessee, the Lessee's agents, employees, contractors, or invitees during any prior or current tenancy or occupancy of the Premises or any portion thereof.

Section Nine-A: Foreign Trade Zone

610. PORTMIAMI FOREIGN TRADE ZONE NO. 281 (A) (R)

Foreign Trade Zone Site Operators shall pay all applicable fees as outlined in the Grantee Fee Schedule. Fees are subject to periodic review and adjustment. The below fees do not include any additional fees charged by the Foreign Trade-Zones Board or Customs and Border Protection (CBP).

PortMiami Foreign Trade Zone Grantee Fee Schedule

Application Fees:

Application Fee Usage Driven/Subzone _____	\$2,500.00
Application Fee New Magnet Site _____	\$150,000.00
Application Fee for Production Authority _____	\$1,000,500.00

Annual Fees, per site:

Active Site _____	\$6,500.00
Non-Active Site _____	\$2,500.00

Annual Fees are due in advance and are generally invoiced to all designated site operators in January of each calendar year; with payment due within 30 days of receipt. Annual Fees start upon the designation of a new site by the FTZ Board (via approval of site location and issuance of a site number) and are prorated for the remainder of the calendar year. Site operators must pay the annual Non-Active Site fee if they have not yet been activated by Customs and Border Protection (CBP). Upon site activation by CBP, site operators must pay the Active Site Fee. If site operators have previously paid the Seaport the Non-Active Site annual fee in a given calendar year, upon the site being activated by CBP in the same calendar year, the operator shall pay the Seaport the difference between the annual Active Site fee (prorated from the date of site activation) and the previously paid Non-Active Site fee (also prorated from the date of site activation) within thirty days of site activation. Termination of a site must be requested no later than December 1st of the previous calendar year to waive the Annual Fee at the beginning of the calendar year.

Additional Fees:

Alteration ¹	\$2,500.00
Penalty Fee for Late Annual Reporting ²	\$100.00 per day until in compliance
Other Fees and Charges ³	\$65.00 per hour or part thereof

¹ Alteration includes changes in an operator’s site including, but not limited to, boundary modification, relocation, or activation of a separate site, for any already designated magnet site, usage-driven site or subzone site.

² The FTZ Annual Report must be submitted no later than March 1st after the end of each calendar year.

³ Other fees and charges include any other fees, charges, or expenses incurred by Grantee for the purpose of obtaining Foreign Trade Zone Board approval and/or U.S. Customs & Border Protection approval on behalf of client, and not specifically listed herein, at the discretion of the Grantee, will be assessed to client at cost.

Tariff No. 010

SECTION NINE-A: FOREIGN TRADE ZONE

Non-profit/not-for-profit organizations

The application fee and/or the first year annual fee for usage driven sites may be waived, reduced or deferred at the discretion of the Port Director or his designee if (i) the operator is a non-profit/not-for-profit under U.S. Code § 501, (ii) located within the geographic area of a Community Redevelopment Agency (CRA) and (iii) the application demonstrates operator's commitment to generate employment opportunities within the CRA district.

Tariff No. 010

SECTION TEN: MISCELLANEOUS CHARGES

Section Ten: Miscellaneous Charges

700. FRESH WATER (A)

Charges for fresh water delivered to vessels at piers or wharves shall be assessed as follows:

Per ton, 250 gallons _____	\$3.42 \$3.32
The minimum invoice for fresh water charged per vessel shall be _____	\$90.00
Hook-up fee, per vessel _____	\$55.70

701. FRESH WATER UNIT CONNECTION REPLACEMENT

When unit is not returned, a charge of \$500.00 per Unit Connection will be assessed to the corresponding agent.

705. ELECTRIC CURRENT FOR REFRIGERATED UNITS ~~(C)(A)(R)~~

When electricity is furnished to refrigerated containers and/or trailers by the Port, an additional utility charge per unit shall be assessed, at the rate per day of:

Per 20 foot unit	\$65.00 per 24 hour period or any portion thereof
Per 40 foot unit	\$75.00 per 24 hour period or any portion thereof

Such charge shall be assessed for each 24-hour period or fractional part thereof.

Except in the case of the Port's own negligence, the Port shall not be responsible for loss or damage caused by power failure, electrical surges, electrical or mechanical equipment failure or any other type of breakdown/failure.

Refrigerated containers shall be the only equipment connected to the reefer plugs. If any other equipment is connected, the Port user and leaseholder will each be subject to a fine as described below:

1st Offense _____	\$500.00
2nd Offense _____	\$1,000.00
3rd Offense	Permit will be revoked

707. HARBOR FEE

The following Harbor fee shall be charged to each vessel on a per call basis, excluding inaugural activities for homeport ships at the discretion of the Port Director, as and subject to Item 227 requirements and conditions:

0-20,000 Gross Registered Tons _____	\$275.00
20,001 GRT and over _____	\$525.00
Passenger vessels making 300 and more sailings per year _____	\$75.00

Tariff No. 010

SECTION TEN: MISCELLANEOUS CHARGES

In the event of multiple daily sailings for the same vessel, only one harbor fee per 24-hour period will be assessed.

Upon approval of the Port Director, with written application to the Port Director or designee, harbor fees may be waived when proper berthing space is available, for cruise vessels subject to the U.S. Centers for Disease Control and Prevention COVID-19 related No Sail Order dated April 9, 2020, as same may be extended, calling for the purpose of wet docking, for repair or lay up, bunkering, sludge/garbage disposal, water intake and provisioning (where no passengers or cargo are loaded or unloaded), subject to Ordinance 88-66 conditions and requirements.

709. VEHICLE EXAMINATION FACILITY CHARGE

All exporters of used self-propelled vehicles which use the Seaport's vehicle examination facility for the purpose of the presentation and validation of required documentation by U.S. Customs & Border Protection in accordance with Customs Regulations (19 CFR 192), will be assessed a usage fee of seven dollars and fifty cents (\$7.50) per vehicle, in accordance with the Code of Miami-Dade County, Florida, Sec. 28A, as put forth by the Board of County Commissioners of Miami-Dade County, Florida.

Two dollars and fifty cents (\$2.50) of every seven dollars and fifty cents (\$7.50) collected shall be allocated to the Miami-Dade County Multi-Agency Auto Theft Task Force for purposes of enhancing security and interdicting the flow of stolen motor vehicles through the Port of Miami.

710. VEHICLE PARKING AT THE PORT ~~(C)~~ (A)

Facilities are available for the parking of vehicles for passengers boarding ships and for Port visitors and workers.

Rates at County-owned parking facilities are as follows :

Short term , per vehicle, per space, per day (no overnight), or fraction of _____	\$108.00
Long term (overnight or greater), per vehicle, per space, per day or fraction of _____	\$22.00
Long term (high density, overnight or greater), per vehicle, per space, per day or fraction of _____	\$22.00
Special events , per vehicle, per space, no less than _____	\$15.00
Lost ticket (equivalent to 11-day cruise), per vehicle, per space _____	\$242.00

All established parking rates will be posted at each facility and applied to the day a vehicle enters the parking lot and to each succeeding day it remains on the lot. Parking facilities that are privately owned, such as the Cruise Terminal A parking garage, may apply different rates.

Unattended ground parking areas, when properly posted as such, can be available to the general public at no charge for certain maritime industry related events as designated by the Port Director.

For disabled Persons

Tariff No. 010SECTION TEN: MISCELLANEOUS CHARGES

Miami-Dade County Ordinance No. 13-104 requires all guests with a disabled parking permit or license tag to pay standard parking rates except as provided by Florida State Law. However, two hours of complimentary parking will be provided to vehicles displaying a disabled parking permit or license tag, provided the vehicle is transporting the person who has a disability and to whom the disabled parking permit or license was issued.

In accordance with Florida Statutes 316.1964, only vehicles with specialized equipment such as ramps, lifts, or foot or hand controls, for use by a person who has a disability, or any vehicle displaying a State of Florida license plate for disabled veterans issued under s. 320.084, s. 320.0842, or s.320.0845 or displaying the Florida Toll Exemption permit, are exempt from parking charges, but only if the vehicle is transporting the person who has a disability and to whom the disabled parking permit or license was issued.

714. ANNUAL ~~AND TEMPORARY~~ PERMIT FEES (A) (C) (I)**Permit Requirements**

No one may engage in a business transaction or provide services at PortMiami without first obtaining a business permit, supplying evidence of insurance coverage, and complying with all other applicable provisions of the tariff and/or other pertinent regulations issued by the Port Director and the Miami-Dade County Code. Exempt from the business permit requirement are: 1) those entities whose sole function on the Port is to fulfill the requirements of U.S. government regulatory agencies; 2) County-approved and retained vendors, their sub-contractors and suppliers, while performing the tasks called for under their contract with Miami-Dade; and 3) Governmental entities. Applications for a permit to conduct business as a Stevedore must be in accordance with Miami-Dade Code Chapter 28A-6 and/or as determined by the Port Director.

Obtaining a permit to do business at PortMiami does not entitle the holder of the permit to, including but not limited to, land, offices, other facilities, access to restricted areas, guaranteed business opportunities, etc. The permit only allows the holder to conduct business at PortMiami subject to the rules, conditions, limitations and requirements of this Tariff.

Permit fees shall be applied on an annual basis, commencing on the date of issuance. Stevedore permit fees shall be applied on an annual basis, commencing on January of every year.

Permit renewals not received by the expiration date are subject to a late/reinstatement fee as stipulated in Section 714 of this Tariff.

Permit holders and all persons and entities required to obtain Port Permits shall agree to comply with all applicable laws, including the Code of Miami-Dade County, PortMiami Terminal Tariff No. 010, all applicable county, state and federal requirements and all regulations and directives, without limitation, issued by the Port Director or Seaport Department staff.

Tariff No. 010

SECTION TEN: MISCELLANEOUS CHARGES

Issuance of a business permit does not imply permission to violate any existing regulatory laws of the State, County, Federal government or Municipalities, nor does it exempt the holder from obtaining any other licenses and/or permits required by local, state or federal law. All applicants for motor carrier, freight forwarder, and broker authorities are responsible for having an active operating authority and complying with the insurance requirements and regulations set forth by the Federal Motor Carrier Safety Administration.

Permit Fees

Initial Processing Fee	\$350.00
Non-Refundable. Applicable to all categories, except shipping lines and cruise lines, not otherwise listed.	
Initiation Fee or Reinstatement Fee for Tug Services	\$6,000.00
Late / Reinstatement Fee (First 10 days after expiration)	\$100.00
Late / Reinstatement Fee (10+ days delinquent)	\$350.00
Company Name or Category Change	\$350.00

The following annual permit fees are applicable to the following business categories:

Liquefied Natural Gas (LNG) barge	\$60,000.00
Non-LNG fuel or bunker vessels, 1 to 6 barges	\$260,000.00
Each additional non-LNG barge	\$30,000.00
Cartage and Trucking Services	\$420.00
Crane Rentals, Heavy Lift & Hauling Services	\$420.00
Distribution of Merchandise	\$420.00
Equipment Leasing, Maintenance & Repairs	\$420.00
Ground Fueling Services	\$420.00
Car Rentals, Courtesy Shuttle Services	\$420.00
Maritime Consulting & General Services	\$420.00
<u>Mobile Food Truck (Pre-Packaged Food Only) (Per Truck)</u>	<u>\$2,500.00</u>
<u>Mobile Food Truck (Cooking On Site) (Per Truck)</u>	<u>Mobile Food/Drink per Truck</u>
<u>—————</u>	<u>\$23,500.00</u>
Pre-arranged Ground Transportation	\$350.00
Ship Chandlers/Suppliers	\$1,200.00
Ship’s Agents	\$2,100.00
Ship Maintenance & Repair Services	\$420.00
Sightseeing/Tour Services	\$420.00
Shipping Lines and cruise lines	\$0.00
Port Tenants	\$420.00
Stevedoring Firms	\$5,800.00

Tariff No. 010

SECTION TEN: MISCELLANEOUS CHARGES

Tug Services, per tug	\$16,500.00
Portable Telecommunications Antenna	\$33,000.00
All other business categories	\$420.00
Tow Truck/Vehicle Delivery Service (No Initial Processing Fee)	\$150.00
Environmental & Waste Management Services	\$420.00
Security Systems, Services & Technology	\$420.00

Tariff No. 010

SECTION TEN: MISCELLANEOUS CHARGES

Fees and time period for all other activities not listed above shall be determined by the Port Director.

Permit renewals are subject to compliance with all permit requirements and satisfaction of any outstanding balances due to the Port.

The Port has discretion in denying the issuance of a new permit and/or the renewal of a permit based on any circumstance and/or known fact that is not consistent with Port’s requirements and operating guidelines, such as, but not limited to; payment history, insurance discrepancies/inconsistencies, compliance with Port rules and regulations, outstanding claims, criminal records, convictions, location availability, and any operational constraints, etc.

Permit Violations

Companies engaging in business and/or providing services without first obtaining a business permit will, in addition to other fines, penalties, fees, costs, and damages arising under the county code, this tariff, other applicable laws, or otherwise; be subject to the following fees, costs, and/or actions:

- ~~First Violation: Warning~~
- ~~Second Violation: \$1,000 fine~~

- 1st Time: Warning
- 2nd Time: \$250 Administrative Fee
- 3rd Time: \$1,000 Administrative Fee
- No Valid Permit: \$1,000 Administrative Fee

Companies with three (3) or more violations may be subject to denial of permit for up to one (1) year from infraction(s).

Ground Transportation and Transportation Network Companies/Entities (TNC/TNE)

- Taxicabs, per pick-up _____ \$2.00
- Transportation Network Companies/Entities, per pick-up _____ \$2.00

In addition to the annual permit fee established above, Ground Transportation Companies shall be subject to the following per trip fees for each vehicle:

Pre-paid accounts with permit and transponder: *

Type Vehicle Rate	Passenger Capacity	Per Entry
Luxury Limousine Sedans, Stretch & Super-Stretch Limousines, Vans, and Passenger Motor Carriers	14 passengers or less	\$4.50
Mini-Buses & Super-Stretch Limousines	15 – 32 passengers	\$9.00
Bus	33 or more passengers	\$18.00

Tariff No. 010

SECTION TEN: MISCELLANEOUS CHARGES

Hop-On Hop-Off Bus	33 or more passengers	\$18.00
--------------------	-----------------------	---------

*On prepaid accounts with permits, when the account cannot be replenished, the rate charged will be applied as per the non-prepaid account with permit.

Non pre-paid accounts with permit and transponder:

Type Vehicle Rate	Passenger Capacity	Per Entry
Luxury Limousine Sedans, Stretch & Super-Stretch Limousines, Vans, and Passenger Motor Carriers	14 passengers or less	\$6.00
Mini-Buses & Super-Stretch Limousines	15 – 32 passengers	\$11.00
Bus	33 or more passengers	\$20.00
Hop-On Hop-Off Bus	33 or more passengers	\$20.00

The above stated fees will be assessed whenever the ground transportation vehicle transverses the bridge/tunnel onto the Port, whether dropping off or picking up passengers.

Ground Transportation Accounts

All ground transportation accounts delinquent by more than 60 days will be required to sign up to automatic replenishment. Accounts delinquent by more than 90 days will be automatically suspended. Companies will only be allowed to resume operations if past-due balance is paid in full or re-payment agreement is authorized. Ground Transportation permits suspended more than 3 times due to account delinquency will be automatically revoked. A new permit and deposit of \$500.00 will be required to resume operations. Ground Transportation permits may not be renewed until delinquent balances are paid in full. Late penalties will still apply for permits not renewed on a timely manner. Furthermore, ground transportation vehicles associated with a delinquent account may not be added and/or transferred to a new and/or different account unless outstanding trips have been paid.

Company Name or Category Change

Name or category changes will be treated as new applications and shall require the initial processing and annual permit fee. In the event of a name change, a new permit application must be submitted immediately to the Permits Section for processing and approval.

Permit holders must advise the Port’s Permit Section of any proposed material changes to their on-Port operations. Proposed changes shall require the prior approval of the Port Director or his designee.

Ground Transportation – General Operations

Port staff are authorized to regularly inspect ground transportation fleets (other than TNCs/TNEs) to ensure permit compliance.

All permitted prearranged ground transportation companies, as a condition of their permit, other than TNCs/TNEs, must be servicing cruise or cargo operations or tenant and staff needs. All other companies, other than TNCs/TNEs, are restricted from pick-up/drop-off staging for non-port related activities.

Prearranged ground transportation companies, other than TNC/TNEs, are required to register and install transponders in all vehicles working at PortMiami. Any and all changes made to such companies' respective fleets shall be reported immediately to the Permits Section. Failure of any such company to report fleet changes or properly install transponders in any vehicle operating at the Port shall result in the suspension and/or cancellation of the permit. Tampering with or in any way damaging the transponder will result in the automatic cancellation of such company's permit for a period determined by the Port Director or designee. The initial processing and annual permit fee shall be required for reinstatement.

The Port reserves the right, at any time, to inspect and/or validate the issued transponder, as applicable, to assure proper usage and compliance with all rules, regulations, and Port operating directives governing pre-arranged ground transportation companies doing business at the Port as outlined in this Tariff.

Transponder Cost:

1st transponder _____	\$12.50
Renewal transponder fee _____	\$2.50
2nd transponder or any additional transponder, each _____	\$25.00
Replacement (Lost/Damaged) _____	\$25.00
Non-Returned Transponder _____	\$25.00

Ground transportation companies, other than TNCs/TNEs, are required to register all drivers with the Cruise Operations Section. Any and all changes must be reported immediately. Failure to do so may result in the suspension of the Port permit. All employees for ground transportation companies entering upon the Port, including drivers, other than TNCs/TNEs and their drivers, are required to obtain a port identification card.

Companies and all their employees are prohibited from using obscene, aggressive, or threatening language or being aggressive or threatening to passengers or enforcement personnel. The terms "obscene", "aggressive", and "threatening" shall be interpreted to mean language and/or behavior that a reasonable person would consider obscene, aggressive, or threatening under the circumstances, would cause another person a reasonable and genuine fear of imminent harm, violence, or offensive contact, or would constitute an assault or other unlawful conduct and may include, without limitation:

- Yelling, screaming, and/or gesturing in an obscene, aggressive or threatening manner, and/or in a manner that would constitute an assault or other unlawful conduct;
- Using obscene, vulgar, profane, hostile, and/or aggressive language or threat against and/or physical contact with another person, which causes the recipient to be put in reasonable fear of imminent harm, violence, or an offensive contact or assault;
- Throwing objects at a passenger, other Port user, law enforcement officer, or Port employee.

Ground Transportation Greeter Area and Signs

Tariff No. 010

SECTION TEN: MISCELLANEOUS CHARGES

Pre-arranged ground transportation greeters must have a valid PortMiami identification card while working at the cruise terminals. Greeters are to stand at a pre-approved waiting area, designated by PortMiami, no more than two greeters per company, per terminal. Greeters must use proper and professional signs in greeting their clients. Signs must clearly display only the name of the permitted company, not destinations, prices, and/or variations from the company name approved to operate at the Port. PortMiami Cruise Operations has the authority to confiscate any signs that do not meet the required standards. Greeters are only allowed to greet their company clients and will not sell or attempt to sell on-demand transportation services. Violators are subject to all rules and regulations including the confiscation of Port Identification, administrative fees, and progressive disciplinary actions set forth in this Tariff.

Pre-arranged Ground Transportation & TNC/TNE Vehicle Lot

Pre-arranged ground transportation vehicles identified as, but not limited to, vans, sedans, limousines, and minibuses, are to remain in the Pre-arranged Ground Transportation Lot designated by PortMiami Operations or, as applicable, in the designated Pre-arranged Ground Transportation TNE Lot. Such non-TNE vehicles are to remain inside the Pre-arranged Ground Transportation Lot until called upon by the pre-arranged ground transportation greeters for immediate pick up of their passengers with reservations. Pre-arranged Ground transportation vehicles are not to circle PortMiami as they wait for passengers to exit the terminal. The Pre-arranged Ground Transportation Lot can be relocated (or even removed) by the Port depending on property/ground needs and availability.

Notwithstanding the foregoing, TNC/TNE vehicles may only use pre-arranged ground transportation lots designated by the Port for TNC/TNE use. Except as may be prohibited by law, neither TNC/TNEs nor their associated vehicles or drivers may use greeters in connection with any offered on-Port pickup service. Violators are subject to all rules and regulations set forth in this Tariff.

Ground Transportation - Administrative Fees

Ground transportation companies that do not comply with the operational requirements of the Port, including but not limited to, failure to maintain valid insurance, failure to report any changes in the company’s vehicle fleet, failure to stage greeters in designated areas, or failing to pay applicable Port fees or charges as and when due, are subject to the following fees and/or actions:

Violation Type	Fines
Operating without Valid/Active Permit _____	\$1,000.00
Delinquent Balance _____	\$100.00
Failure to Report Fleet Changes _____	\$100.00
Improper Staging _____	\$100.00
Greeter Violations _____	\$100.00
Obscene, Aggressive or Threatening Conduct _____	\$100.00
Other Violations of Rules & Regulations _____	\$100.00

Tariff No. 010SECTION TEN: MISCELLANEOUS CHARGES

Companies with three (3) violations or more for the same infraction will be automatically subject to fine of \$1,000. Individuals with more than three (3) violations for any infraction are subject to the removal, suspension and/or cancelation of their Port identification cards.

Companies advised of any discrepancies or violations will have two (2) business days to bring their PortMiami accounts into full compliance. Failure to do so will result in a \$1,000 fine and adversely affect the company's ability to continue operating at the Port. The Port Director or designee has full discretion to suspend or revoke a company's permit if found in violation of Port regulations and/or Port Tariff No. 010.

Anyone who engages in obscene, aggressive or threatening conduct on Port will be subject to a \$100.00 fine. Three (3) violations or more will be automatically subject to the confiscation of their Port Identification pending a hearing with the revocation committee to address further disciplinary proceedings, which may include, in the discretion of the committee, the revocation of the repeat violator's Business permit.

Notwithstanding the foregoing, certain Tariff restrictions may be deemed inapplicable, in whole or in part, to the limited extent such restrictions (as applied to certain persons or matters) are expressly preempted by prevailing federal or state law.

TNC/TNE – General Operations

All TNC/TNE vehicles entering PortMiami should be in compliance with applicable state requirements.

Car Rental Courtesy Shuttle Companies

Rental car companies conducting business activities at PortMiami but not operating under a non-exclusive license agreement with the Port shall be assessed a percentage of the gross revenues arising from such activities at an annual rate of 8%. Business activities for rental car companies include, but are not limited to, the pick-up of passengers via courtesy vehicles for transportation to rental car facilities off the Port. Payment and supporting documentation for these fees must be submitted to the Port's Permit Section on a monthly basis.

Rental car companies, upon prior notice from PortMiami, shall allow inspections and audits by the County, through its employees and/or representatives, of all records and books of account, including such records as may be required by the County to be maintained by the rental car companies including, without limitation, any records needed to calculate or verify "gross revenue." It is further understood and agreed that the car rental company shall make all the records, books of account, and other documentation available at a local location designated by the Port.

[715. PORT IDENTIFICATION CARDS AND SPECIAL DOCK PARKING PERMIT \(A\) \(C\)](#)**Port I.D.**

Tariff No. 010

SECTION TEN: MISCELLANEOUS CHARGES

In addition to permit requirements for companies, all individuals must comply with all applicable local, state, and federal requirements to obtain a Port Identification Card. Charges for Port Identification Cards for all non-Miami-Dade County employees .I.D. for which the charge is-are as follows:

<u>Green Card (TWIC Compliant Identification, Valid up to 5 years)</u>	<u>New/Renewal-</u>	<u>\$0.00</u>
<u>Yellow Card (Escort Required in Secure Areas – Valid up to 2 years)</u>	<u>New/Renewal-</u>	<u>\$25.00</u>
<u>Red Card (No Access to Secure Areas – Valid up to 2 years)</u>	<u>New/Renewal-</u>	<u>\$25.00</u>
<u>Replacement for Lost or Stolen Cards (All Card Categories except Green)</u>		<u>\$25.00</u>
<u>Changes to Existing Yellow and Red Cards (Change of Name, Company, etc.)</u>		<u>\$15.00</u>

<u>Port I.D. – New/Renewal (Unescorted Access – 1 year) Green Card</u>	<u>\$0.00</u>
<u>New/Renewal (Escorted Access – 1 year) Yellow Card</u>	<u>\$0.00</u>
<u>New/Renewal (Escorted Access – 1 year) Red Card</u>	<u>\$0.00</u>
<u>One Day Pass</u>	<u>\$0.00</u>
<u>Replacement (Lost or Stolen)</u>	<u>\$25.00</u>
<u>Replacement (Change of Company)</u>	<u>\$0.00</u>

All Port I.D.s must be displayed and provided upon request to Miami-Dade County Personnel, including Miami-Dade Police Department Personnel, Cruise Operations and Safety and Security Personnel.

All Port I.D.s are property of Miami-Dade County and must be returned upon request. All employees and companies conducting business at PortMiami must have and display their Port Miami I.D. Failure to do so may result in disciplinary actions up to and including trespassing arrest by Miami-Dade Police Department, Seaport Operations Bureau, per Florida State Statute 810.08 and 810.09.

Special Dock Parking Permit

All requests for a Special Dock Parking Permit must be in writing to the Seaport Director or his designee. Upon receipt, a recommendation will be made to the Seaport Director, who is the final approving authority. Each request must specify the specific reason the request is being made, as well as any other extenuating factors. Special Dock Parking Permits, valid for one year, will only be issued to those individuals who have a justified requirement to park their vehicle dockside in a secured area/restricted area on the Seaport. All individuals issued a Special Dock Parking Permit shall also have a valid Seaport identification card and Transportation Worker Identification Credential (TWIC) Card issued in compliance with Transportation Security Administration (TSA) Federal requirements in their possession pursuant to County Ordinance 28A, Seaport Security, and Operations.

Special Dock Parking Permit.....\$200.00, per year, for cargo and/or cruise parking permit
Replacement _____ \$25.00

Tariff No. 010SECTION TEN: MISCELLANEOUS CHARGES

716. LIQUEFIED NATURAL GAS (LNG) BUNKERING ~~+~~

All LNG bunkering companies holding a business permit with PortMiami are required to provide a copy of the Hazard Identification Risk Analysis (HAZARD), Emergency Response Plan, Operational and Safety plan, a Hurricane Plan, an Emergency contact list, and copies of the completed documents from their respective Safety and Security Hazard Identification Studies (HAZID) for each respective berth.

PortMiami shall approve each site and/or berth where LNG bunkering is performed. Berthing of LNG vessels along port may be permitted for a maximum of two days when a berth is available. Berthing location will be assigned by the port based on availability and vessels may be required to vacate berthing space if needed for other port operations. The permitted LNG bunkering company must provide an advance request to the port for all LNG bunkering operations and notifications for all LNG transit and bunkering operations. The final notification will include the quantity of LNG transferred from the barge to the vessel.

All permitted LNG bunkering companies must abide by all international, federal, state and local laws and regulations, in addition to industry dictated LNG policies, guides, standards and regulations. All LNG bunker operations are subject to the approval of the Captain of the Port.

Tariff No. 010SECTION TEN: MISCELLANEOUS CHARGES

717. SHORE POWER (I)

PortMiami will offer shore power at five cruise terminals: Cruise Terminal A, Cruise Terminal AA, Cruise Terminal B, Cruise Terminal F, and Cruise Terminal V during fiscal year 2023/24. Shore power allows ships, through high voltage electrical infrastructure and equipment, to plug in to the electric grid while berthed and reduces emissions from these docked ships. Power is extended to the ships from a shore power substation through a mobile cable management system that provides the plugs to supply electricity to cruise ships.

Availability

The Port anticipates having enough electrical capacity for 3 ships to be plugged in at the same time across 5 cruise terminals. There will be a ‘switch’ for PortMiami to direct which terminal (or terminal berth) will receive power among the three pairs of terminals/berths listed below. Ships that are shore power ready must hook up to the shore power system when shore power is available at their assigned terminal. On an annual basis, PortMiami will update the preferential shore power berth allocation schedule amongst:

- Cruise Terminal F or V
- Cruise Terminal A or B
- Cruise Terminal AA – Berths 8 or 9

If the vessel assigned to preferential terminal with shore power allocation is not going to use the shore power system, then the allocation will automatically be given to the other shore power terminal. Shore power will NOT be available to share simultaneously amongst two shore power enabled vessels at any of the paired shore power terminals listed above. It is the cruise line’s responsibility to verify shore power berthing allocation thirty days prior to arrival.

Connectivity

It shall be unlawful for any vessel to connect to, receive, or use any electrical current supplied at PortMiami without written permission from the Director or Director’s Designee, and without having paid or agreeing to pay any and all charges, sur-charges, fees, taxes, and assessments related thereto as set forth in this tariff.

Vessels that plan to call at PortMiami and intend to plug into shore power must be commissioned prior to plugging into the shore power system. Commissioning refers to the process of preparing a unique vessel to successfully plug into the shore power system at PortMiami. Only vessels commissioned by the Port’s Commissioning Agent will be allowed to plug in to the Port’s shore power system. The Port’s Commissioning Agent, through the Berthing Office, will maintain a list of approved shore power vessels that are able to plug in at PortMiami. Cruise lines should notify both their Port agents and the Port when a vessel is scheduled to arrive in port and needs to be commissioned. Commissioning must be repeated until the Port places the vessel on the list of approved shore power vessels.

In accordance with FPL’s interconnection requirements, the vessel shall allow representatives from FPL to observe the shore power connection point on the vessel, at reasonable hours and upon reasonable notice or at any time without notice in the event of an emergency or hazardous condition, for any reasonable

Tariff No. 010

SECTION TEN: MISCELLANEOUS CHARGES

purpose in connection with the performance of the power delivery or necessary to meet its legal obligation to provide service to its customers. FPL may require additional information, within reason, depending on the size of the ship's onboard generators. The cruise line must promptly provide the information prior to the vessel's arrival at PortMiami for shore power connection.

-
Shore Power Charges

Any vessel requesting or receiving shore power and/or shore power related services at PortMiami shall be responsible for, and shall pay the Port upon being invoiced for, all Shore Power Charges. As used in this tariff, the term "Shore Power Charges" is defined as, and shall be deemed to mean and include the sum of all FPL, commissioning, operations and maintenance, and processing fees, charges, sur-charges, costs, assessments, and taxes as set forth below:

- a. FPL costs: All charges, sur-charges, fees, assessments, and taxes imposed, charged, or billed by or from FPL, including, without limitation, customer charges, energy charges, fuel and other sur-charges, demand charges, capacity charges, franchise fees and taxes, environmental and hurricane charges or assessments, and any other power related costs, fees, charges, assessments, and taxes imposed, charged, or billed by or on behalf of FPL in connection with or relating to the generation, transmission, or distribution of shore power to PortMiami, to any vessel berthed at PortMiami, or to any PortMiami customer. Electrical service for shore power is supplied by FPL and is subject to changes in rates without notification from PortMiami, changes or increases for which PortMiami-berthed (shore power ready) cruise vessel shall be responsible. In addition, the landside electrical charge(s) by FPL for the shore power system will also be charged.
- b. Commissioning and Cost: Initial commissioning and registration of each shore power enabled vessel; the Port charges \$3,600 per commissioning event for each unique vessel, payable in advance.
- c. Operations and Maintenance costs (non-power):
 - i. Daily cost for the connection, disconnection, maintenance, and monitoring of shore power, including, among other things, operation of each terminal's cable management system. This cost covers the Port's cost to connect and disconnect a vessel from landside shore power via the Port's cable management system, monitor such connection, and to maintain shore power related landside electrical infrastructure, structures, switchgear, transformers, feeders, circuits, breakers, equipment, cabling, cable management systems, and other shore power associated equipment. In addition, this will include the warranty cost to cover equipment cost and installation. The Port charges \$4,115 each day, or any fraction thereof, during which shore power is connected or provided to the vessel, payable monthly in advance, and subject to quarterly reconciliation by the Port as needed.
 - ii. Processing Fee: In addition to the daily charges set forth in subsection (c)(i) above, PortMiami will charge a monthly processing fee of \$170.00 to each vessel connecting to shore power at any time during the preceding month or billing cycle, payable monthly in advance.

These charges may be adjusted on a yearly basis in accordance with actual Operations and Maintenance charges.

Allocation of FPL Cost Component of Shore Power Charges

By virtue of connecting to PortMiami's shore power system, a connecting vessel and its operator and owner agree to be responsible for, and to pay the County monthly upon demand, for all Shore Power Charges relating to or associated with the cruise berth pair(s) to which such vessel has connected or is on schedule to connect in any given month. Each shore power commissioned cruise vessel that connects to any one of the Port's three shore power enabled terminal/berth pairs in a given month or billing cycle, shall, along with its operator and owner, be jointly and severally responsible for, and shall pay the Port upon demand, for such vessel's pro rata share of all FPL invoiced fees, charges, sur-charges, costs, and taxes as allocated by the Port based on such vessel's monthly aggregate consumption of shore power (in kWhs) as compared to the overall consumption of shore power at said terminal/berth pair during the same monthly billing cycle. By example, if in a given month shore power commissioned vessel X connects to a shore power enabled terminal four times and consumes 50,000 kWhs of shore power during that month, as compared to total terminal/berth pair shore power consumption in the same month of 100,000 kWhs, then cruise vessel X would be responsible to reimburse PortMiami upon demand for fifty percent (50%) (50,000/100,000 = .50) of the total monthly FPL bill associated with that cruise terminal/berth pair.

Payments for the FPL cost component of Shore Power Charges are due and payable to the Port on a monthly basis, in advance, and such payments must be received by the Port within thirty (30) calendar days of receipt of a Port invoice therefor. Monthly invoices for advance payment of FPL cost related Shore Power Charges shall be estimated by the Port based on cruise vessel deployment schedules, the anticipated number of monthly (shore power ready) vessel calls at each of the Port's respective three shore power terminal pairs, and FPL estimates of, and/or prior FPL bills for, shore power electrical usage and/or costs at each of the Port's respective three shore power terminal pairs. Any Shore Power Charges not fully paid within thirty (30) calendar days of invoicing shall be deemed late and will be subject to Port late fees and finance charges in the amounts set forth in Port Tariff Item 218. Any disputes relating to or arising from any shore power related invoice must be presented to the Port in writing within thirty (30) calendar days of receipt of said invoice or any potential disputes thereof shall be deemed waived. On a quarterly or more frequent basis, at the Port's election, the Port shall reconcile such shore power user advance payments of the FPL cost component of Shore Power Charges against such user's pro rata allocation of actual FPL shore power costs (as allocated by the Port based on such vessel's monthly aggregate consumption of shore power (in kWhs) at a particular Port shore power terminal pair as compared to the overall consumption of shore power (in kWhs) at said terminal/berth pair during the same monthly billing cycle). Based on such reconciliation, the Port shall issue appropriate credits for prior FPL cost related Shore Power Charge overpayments received (if any) and shall invoice users of shore power for any prior FPL cost related Shore Power Charge underpayments, with payment of such invoiced underpayment amounts being due to the Port within thirty (30) calendar days of such user's receipt of a Port invoice therefor.

PortMiami may deny shore power service to any vessel, line, or vessel operator whose shore power account is delinquent, not up to date, or otherwise not in good standing. The Port reserves the right to require users and potential users of shore power at PortMiami to establish their own shore power electric accounts with FPL and to be billed directly by, and to pay, FPL for all FPL related Shore Power Charges at no cost to the County.

Tariff No. 010SECTION TEN: MISCELLANEOUS CHARGES

Notwithstanding and prevailing over any contrary term or implication set forth in any Preferential Berthing or Lease Agreement, the Shore Power Charges shall not, either individually or in aggregate, be deemed to constitute a material and/or adverse change event or give rise to any material and adverse change relief or remedy as may be set forth, referenced, or contemplated in any existing preferential cruise berthing or similar agreement between the County and any cruise line. Additionally, by requesting or connecting to the Port's shore power service system, cruise vessels and their respective lines, owners, and operators acknowledge and agree that neither passenger wharfage nor dockage fees imposed hereunder or otherwise include access to or provision of shore power or any other utilities to any vessel.

Section Eleven: General Information

800. MIAMI HARBOR

The Miami Harbor embraces the artificial basins, slips and channels that have been dredged along the bay front of Miami and in the bay and through the waters of Biscayne Bay to the ocean, and is located generally at Latitude 25-46' No. Longitude 80-10'W.

802. MAIN CHANNEL

The entrance to the main channel is directly east of the City of Miami, approximately 4.5 miles. The sea buoy marking the channel entrance through the reef is about 2 miles offshore. The entrance is an artificial cut 800 feet wide flair, known as Government Cut, dredged across the southern end of Miami Beach. It is protected by jetties and is well marked. A channel has been developed to a control depth of 52 feet deep, and 500 feet wide on the sea end to the jetties. The main channel along the northside of Lummus and Dodge Islands is 500 feet wide with a 36-foot control depth which continues westward across Biscayne Bay to the main turning basin.

806. FISHERMAN'S CHANNEL

From Government Cut, the Fisherman's Channel has been dredged with a control depth of 50 feet for the easternmost 6,120 feet and 540 feet wide and a control depth of 34 feet for 5,283 feet and 500 feet wide to the west. Fisherman's Channel provides a direct connection to the wharves on the south side of Dodge and Lummus Islands and the mouth of the Miami River.

807. LUMMUS TURNING BASIN

Located at the wide point of the Fisherman's Channel, east of the channel slip, the Lummus Turning Basin is a 1,500-foot wide turning basin at a control depth of 50 feet.

808. MAIN TURNING BASIN

The Main Turning Basin, located in the western end of the Main Channel, is 1,700 feet north and south and 1,650 feet east and west, with a control depth of 36 feet.

809. WESTERN TURNING BASIN

Located at the western end of Fisherman's channel, the Western Turning Basin has a width of 900 ft. with a control depth of 30 ft.

810. FISHER ISLAND TURNING BASIN

The Fisher Island Turning Basin is a truncated turning basin between the main channel and the north side of Fisher Island and is dredged 50 feet to provide a turning basin at the junction of the Main and Fisherman's Channels.

816. ANCHORAGE

The prescribed anchorage area for vessels anchoring outside the harbor is located eastward of a line about

Tariff No. 010

SECTION ELEVEN: GENERAL INFORMATION

1.5 nautical miles offshore and northward of a line about 0.2 nautical miles north of the sea buoy at the

Tariff No. 010SECTION ELEVEN: GENERAL INFORMATION

entrance to the ship channel. The entire anchorage area lies north of the entrance channel to Miami. The northern and southern extremities of this area are marked by nun buoys. Vessels desiring to anchor off the entrance to the Harbor of Miami are required to do so within this area, to avoid possible damage to cables laid on the ocean bottom in the vicinity. Refer to anchorage area 110.188 on National Oceanic and Atmospheric Administration Survey Chart # 11466 & # 11468.

818. TIDES AND TIDAL CURRENTS

The normal mean tidal range at the entrance to Miami Harbor is 2.5 feet, and in the bay, it is about 2.0 feet. The extreme tidal range is about 4.0 feet at the entrance. Easterly winds sometimes raise the water level 1.5 feet at the entrance and from 1.0 to 0.5 feet in the bay.

The tidal currents at the entrance to Biscayne Bay may reach a velocity of 1-1/2 to 3 knots through the main channel.

850. PORT FACILITIES AND SPECIFICATIONS ~~(C)~~**Marginal Berthing**

PortMiami offers 19,263 linear feet of berthing on Dodge and Lummus Islands.

The cruise zones total 8,860 linear feet: 7,125 feet (36 feet deep) along the north and northeast sections; 735 feet (32 feet deep) at the north west section; and 1,000 feet (30 feet deep) at the western extremity of the South Ship Channel.

The cargo berthing areas total 10,403 linear feet: 6,120 (50 feet deep) along the southeast section of Lummus Island and the South Ship Channel at the gantry facility; and 4,283 feet (32 feet deep) of roll-on/roll-off berth space along the south section of the Port.

Width of Apron

70 to 100 feet, north side
50 to 100 feet, east side
50 to 100 feet, south side
50 to 100 feet, west side

Apron Above MLW

7.5 feet on all sides

Roll-on/Roll-off Ramps

Eight fixed ramps designated
Bay 154, 670 linear feet above MLW
Bay 155, 550 linear feet above MLW
Bays 161 – 171, 1,259 linear feet above MLW

Tariff No. 010

SECTION ELEVEN: GENERAL INFORMATION

Bays 165 – 181, 1,450 linear feet above MLW

Fixed ramp at passenger terminal H, 750 linear feet above MLW

Railroad Facilities

Intermodal Container Transfer Facility (ICTF) has three (3) 3,000 ft. of working rail track for a total of 9,000 ft. on 13 acres of land.

Train Scheduling Requirements- All train trips to and from PortMiami must be scheduled with and approved by the PortMiami Berthing Office at least 24 hours in advance. The ICTF operates 7 days per week.

Passenger Terminal Complex

PortMiami currently has 7 passenger terminals in use on the North side of the port. Terminal B (189,730 sq. ft.), Terminal C (190,995 sq. ft.), Terminal D (139,001 sq. ft.), Terminal E (125,387 sq. ft.), Terminal F (216,384 sq. ft.), Terminal G (143,744 sq. ft.) and Terminal A (208,953 sq. ft.), a privately operated cruise terminal. Terminal J (56,706 sq. ft.) is located on the south side of the port; and Terminal V (129,613 sq. ft.) is located on the west side of the port. The square footage amounts listed above include areas for U.S. Customs and Border Protection, as well as offices.

Transit Cargo Sheds

Transit Shed B.....200,000 Square Feet

Transit Shed E.....36,000 Square Feet

Transit Shed G.....152,000 Square Feet

At present, there is a total of 388,000 square feet of transit cargo shed space.

Services

There is a total of 18,500 linear feet of marginal berthing. Telephone and water connections are alternately provided every 120 feet.

Index

Abandoned Cargo.....	8	Dockage Rates For Vessel Wet Docking.....	24
Access to Records.....	11	Duration of Dockage.....	23
Anchorage.....	53	Electric Current For Refrigerated Units.....	42
Anchorage or Obstruction in Turning Basins and Channels.....	15	Emergencies.....	20
Annual And Temporary Permit Fees.....	44	Emergency tariff waiver for hurricanes and natural disasters.....	12
Appeals.....	6	Explosives inflammables other hazardous materials.....	20
Application for Berth.....	16	Facility Security Plan (FSP).....	1
Application of Tariff and Supplements.....	6	Fiscal Year.....	1
Assignment of Berth.....	16	Fisher Island Turning Basin.....	52
Basis of Charge.....	23	Fisherman’s Channel.....	52
Berth Assignment.....	1	Free Time.....	2
Berth Day.....	1	Free Time Allowance.....	29
Berthing For Clearance.....	24	Fresh Water.....	42
Boat Cradle Removal.....	20	Fresh Water Unit Connection Replacement....	42
Calculation Of Cargo Tonnage.....	26	Furnishing Cargo Statements and Vessel Reports	9
Cargo Wharfage Charges.....	26	General.....	19
Change of Berth.....	16	General Restrictions and Limitations.....	7
Cleaning Facilities.....	34	Handling.....	2
Cleanliness of Premises.....	19	Heavy Lift.....	2
Computation Of Free Time.....	29	Heavy Lift Charges.....	33
Consent to Terms of Tariff.....	6	Inaugural Activities.....	14
Container Gantry Crane Characteristics.....	32	Indemnification.....	12
Container Gantry Crane Rules And Regulations	31	Inside Fencing.....	38
County.....	1	Insurance.....	13
County Commission.....	1	Late Documentation on Service Fee.....	9
County Mayor.....	1	Lease Documents Late Fee.....	39
Crane Condition.....	33	Lease Environmental Protection And Indemnities	39
Crane Rates.....	32	Lease Permits And Licenses.....	39
Damage to Facilities.....	20	Leasing.....	19
Damages Sustained To Crane.....	34	Lights at Night.....	15
Dangerous Cargo.....	1	Liquefied Natural Gas (LNG) Bunkering.....	51
Dante B. Fascell Port of Miami-Dade.....	3	Loading and Unloading.....	2
Disclaimer for Loss or Damage.....	8	Loitering on Port Property.....	20
Dockage.....	1	Main Channel.....	52
Dockage Charge For Military, Historical, Heritage Vessels.....	24	Main Turning Basin.....	52
Dockage Charges For Miami-Dade County Agencies.....	25	Man Overboard.....	17
Dockage Charges For Ocean Research Vessels	24	Miami Harbor.....	52
Dockage for Cultural, Charitable Events.....	23	Minimum Charge.....	24
Dockage For Unauthorized Berthing.....	23	Minimum Storage Charges.....	30
Dockage Rates for Tugs.....	23	Multi-Day Cruise Parking Revenue.....	3

Tariff No. 010

INDEX

Non-Operating Port.....	2	Small Boat.....	4
Non-Shipment By Water	29	Small Passenger Vessel	4
Notice of Violation.....	3	Smoking	21
Open Ground Leases.....	37	Solicitation	21
Operator	2	Special Dock Parking Permit	50
Other	38	Speed	16
Passenger Wharfage Charges For Small Passenger Vessels Berthing At Terminal J.....	27	Tariff.....	4
Payment For Rental Of Cranes	33	Temporary Emergency Changes to Tariff	11
Payment Guarantee	12	Terminal Storage.....	4
Payment of Bills.....	9	Terminal Storage Charges.....	30
Person	3	Third Party Contracts	19
Placement Goods Not to Be Bailment.....	8	Tides And Tidal Currents.....	53
Point of Rest.....	3	Transshipments.....	27
Pollution of Air and Water	15	Unauthorized Berthing	17
Port Director.....	3	Usage	4
Port Facilities And Specifications.....	53	Use of and Responsibility for TWIC Readers....	22
Port Legal Holidays	2	Vehicle Examination Facility Charge	43
Port Terminal.....	3	Vehicle Parking At The Port	43
PortMiami Administrative Fee	9	Vehicles	21
PortMiami Foreign Trade Zone No. 281.....	40	Vessel	4
PortMiami Personnel Fees	7	Vessel Fire Notification	17
Rental of Space	35	Vessel to be Continuously Worked.....	17
Returned Check Service Fee.....	14	Western Turning Basin.....	52
Seaport Department.....	3	Wharf Demurrage	4
Security.....	21	Wharf Demurrage Charges	29
Ship Agent	4	Wharf Obstruction	22
Ship's Stores	26	Wharfage, Cargo	4
Signs	21	Wharfage, Passenger	5

I.O. No.: 4-68
ORDERED: ~~3/79/21/2023~~
EFFECTIVE: ~~3/17/10/1/2023~~

**MIAMI-DADE COUNTY
IMPLEMENTING ORDER**

**SCHEDULE OF ALL SERVICE LEVELS AND FEES FOR MIAMI-DADE COUNTY
SOLID WASTE SERVICES**

AUTHORITY:

The Miami-Dade County Home Rule Charter, including among others, Sections 1.01 and 2.02A, and Chapter 15 of the Code of Miami-Dade County.

SUPERSEDES:

This Implementing Order (“IO”) supersedes IO 4-68, ordered ~~September~~ March 7, 2024 ~~2023~~, and effective ~~March~~ October 17, 2022 ~~2023~~.

POLICY:

This Implementing Order provides a schedule of all solid waste service levels and fees.

PROCEDURE:

The administration of this Implementing Order is designated to the Director of the Miami-Dade County Department responsible for Solid Waste Management, who shall be responsible for the collection of fees and the delivery of the required services, pursuant to Chapter 15 relating to powers and duties of Solid Waste Management. Every year, or earlier, if need be, the Director shall review all fees in terms of cost and recommend necessary changes to the County Mayor through this implementing order procedure.

DEFINITIONS:

Contract Disposal – use of the County Waste Management System by any person, governmental entity, corporation or partnership that has entered into an Agreement with the County of ten (10) years or greater in duration for such County Solid Waste Management System use.

Non-Contract Disposal – use of the County Waste Management System by any person, governmental entity, corporation or partnership that has not entered into an Agreement with the County of ten (10) years or greater in duration for such County Solid Waste Management System use.

FEE SCHEDULE:

The fee schedule adopted by this Implementing Order is attached hereto and made a part hereof. This official fee schedule is also filed with and subject to the approval of the Board of County Commissioners and on file with the Clerk thereof. Fees that are charged by the County shall be the same as those listed in the official fee schedule on file with the Clerk of the County Commission.

This Implementing Order is hereby submitted to the Board of County Commissioners of Miami-Dade County, Florida.

Approved by the County Attorney as
to form and legal sufficiency _____

Narrative**Introduction**

The operations and activities conducted by the Miami-Dade County Department of Solid Waste Management (“DSWM” or the “Department”) are directed primarily by the provisions of Chapter 15 of the Code of Miami-Dade County (the “Code”).

Residential Waste Collection Service

In accordance with the provisions of Sections 15-2 (Solid Waste collections services, container usage, condition, and location) and 15-13 (County collection of solid waste) of the Code, DSWM is authorized to provide waste collections services “to all areas of the County where solid waste collection service is provided” and furthermore that “All residential waste collection within said areas shall, *at the discretion of the Director*, be serviced *only* by the Department”. Additionally, the “Director shall have the power to establish the type of solid waste collection service to be rendered to all areas where County solid waste collection service is provided, and to promulgate rules and regulations not inconsistent herewith”. Section 15-24 of the Code directs the Department to charge and collect fees for the provision of these waste collection services to residential, multi-family residential, and commercial units.

Accordingly, DSWM provides and collects fees for waste collection and recycling services to single-family, duplex, triplex and quad living units in unincorporated Miami-Dade County and the cities of Aventura, Cutler Bay, Doral, Miami Gardens, Miami Lakes, Opa-locka, Palmetto Bay, Pinecrest, Sweetwater and Sunny Isles Beach. In addition, curbside recycling services are also provided to those cities that have inter-local agreements with Miami-Dade County, including El Portal, Florida City, Medley, Miami Beach, Miami Springs, North Bay Village, South Miami, Virginia Gardens and West Miami.

Other Waste Collection Services

In addition to the services provided to residential units as outlined in the previous paragraph and per the provisions of Section 15-14 (Special collections, fees, extra charges) of the Code, the Department is authorized to perform any special collections or waste services not directly addressed in the Chapter “pursuant to such conditions as may be specified by the Director” and is further authorized to charge and collect fees as approved by the Board of County Commissioners (the “Board”). For example, Section 15-2. (Solid waste collection services, container usage, condition and location) of the Code, requires commercial business and multi-family properties to maintain waste collection service, but offers them the choice of either “the proper governmental agency able to provide such services or that of a licensed solid waste hauler authorized to perform such services.” Accordingly, the Department offers these services to these establishments. Also, per Section 15-14 of the Code, other waste services specifically include the service of removal of any illegally dumped materials and the Department is directed to “charge and collect fees for such services” as provided for by the implementing order.

Section 15-12 (Emergency powers of the Director) of the Code, also provides DSWM with “the authority to suspend, modify or expand services provided by the Department ... in such emergency circumstances as national disasters, civil disorders or other circumstances” and to collect fees accordingly. Through this authorization, and in accordance with the needs of the community, the Department plays a major role in storm debris clean-up following a significant event.

Permitting

In accordance with Section 15-17 of the Code, DSWM is directed to manage the permitting of General Haulers, Landscaping Businesses, Waste Tire Generators, ~~and~~ Waste Tire Transporters and Small Haulers. The Department is directed to administer the application process, and charge and collect fees accordingly inclusive of application fees (Section 15-17-1), vehicle registration fees (Section 15-17.4), and annual permit renewal fees (Section 15-17.6).

Code Enforcement Activities

As part of its responsibilities, DSWM may prosecute violations of Chapter 15 (Solid Waste Management) of the Code. Violations of this chapter may be prosecuted pursuant to Chapter 8CC (Code Enforcement) of the Code. In addition to the provisions in Section 15-5 of the Code, DSWM may institute civil action in a court of competent jurisdiction to recover damages, civil penalties, and enforce compliance with terms of Chapter 15, as per Section 15-32 (Enforcement and penalties for violations of Chapter 15) of the Code. This includes enforcement provisions of Sections 15-2, 15-2.1, 15-2.2, 15-2.3, 15-2.6, 15-5, 15-5.2, 15-6, 15-7, 15-8, 15-17, and 15-25 of the Code. For additional information regarding Code Enforcement, please refer to Miami-Dade County IO No. 2-5 on Code Enforcement.

Waste Disposal Services

Miami-Dade County owns and operates three (3) Landfills and three (3) Regional Transfer Stations for waste disposal, ~~and~~ owns the Resources Recovery Facility where waste is converted into energy that is used to power the plant and exported to the power grid. Per the provisions of Section 15-25 of the Code, the Department is directed to charge and collect fees for use of these facilities as approved by the Board.

Additionally, per Section 15-25.2 (Disposal Facility Fee payable to the County) of the Code, private haulers operating in the Disposal Facility Fee area of the County are directed to make a monthly remittance to DSWM in an amount equivalent to fifteen percent (15%), less the 2.5% administrative credit plus any applicable late fees, of the prior month's receipts for collection and disposal services provided in Miami-Dade County, excluding any related to recyclable materials, Construction and Demolition (C&D) debris or compactor leasing.

Also, per Section 15-25 of the Code, the only exemption to the requirement for full fee collection for disposal services is a fifty percent (50%) discount (not applicable for transfer station fees) offered to charitable organizations which accept household discards for reuse, reconditioning or repurposing.

Definition of Waste Collection Services

**a) Curbside Garbage Collection
(Residential and Multi-family)**

Service Level

Twice weekly garbage collection (bagged or canned).

**b) Automated Curbside Garbage
Collection (Residential and
Multi-family)**

Twice weekly garbage collection (all materials must be in one or more automated service carts. Materials not in automated service cart will not be collected).

c) Curbside Trash Collection

Two (2) scheduled pickups per calendar year (January 1st through December 31st) of up to twenty-five (25) cubic yards per pickup or one (1) scheduled pickup per calendar year (January 1st through December 31st) of up to fifty (50) cubic yards per pickup.

**d) Neighborhood Trash and
Recycling Center (TRC)
Service**

Access to drop-off of residential trash and recyclables (seven (7) days per week) during established operating hours.

e) Curbside Recycling

Once every other week curbside collection of recyclables. Pursuant to Resolution No. R-1137-08, the County has entered into interlocal agreements with municipalities to collect and process their recyclable materials and will charge these municipalities the appropriate rates as delineated in the interlocal agreements.

f) Residential Dumpster Service

Containerized garbage and trash collections service.

**g) Onsite Garbage Collection
(Commercial)**

Twice per week (limited to one cart, per waste unit charged). Accounts with consistent overages will be increased to the appropriate service level.

**h) Container Service/Roll-off
(Commercial)**

Uncompacted rollaway containerized garbage and trash collection service with varying number of pickups and container sizes.

i) Emergency and Storm Debris

Removal, transport, processing and disposal of debris prior to (FEMA Category B Emergency Protective Measures) and resulting from (FEMA Category A Debris Removal) storms and natural disasters, whether or not the event triggers a federal emergency declaration.

ATTACHMENT B

Miami-Dade County Department of Solid Waste Management**

“Providing our customers with exceptional waste collection, recycling and disposal services that protect, preserve and improve our environment and the quality of life in our community.”

Waste Collection Services

RESIDENTIAL SERVICES	SERVICE DESCRIPTION	COLLECTION MODE	ANNUAL PICK-UPS	FEE COLLECTION	FEE
Single Family, Duplex, Triplex & Quad				Annual via Tax	
Garbage, Trash, TRC & Recycling (One Garbage Cart)	Curbside Garbage	(1) 35 - 96 gal. cart	101-104	Annual via Tax	\$509.00 \$545.00 \$547.00
	Curbside Recycling	(1) 35 - 96 gal. cart	26	Annual via Tax	
	Curbside Trash	2 pickups of up to 25 cubic yards each or 1 pickup of up to 50 cubic yards	1 or 2		
	TRC Access	Drop Off	Unlimited access		
Garbage & Recycling (Multi-family collection per living unit)	Curbside Garbage	(1) 35 - 96 gal. cart	101 - 104	Annual via Tax	\$204.00 218.00
	Curbside Recycling	(1) 35 - 96 gal. cart	26		
TRC Access (only)	TRC Access	Drop Off	Unlimited access	Annual via Tax	\$129.00 138.00
Recycling Service (only)	Curbside Recycling	(1) 35 - 96 gal. cart	26	Annual via Tax	\$ 4377.00
Multi-Family (Residential Service)				Annual via Tax	
Residential Dumpster & TRC	Garbage	Shared Dumpster	101 - 104	Annual via Tax	\$ 393.42 1.00
	TRC Access	Drop Off	Unlimited Access		
<p>The Director or designee may make adjustments to the waste collection frequency.</p> <p>The fee collection method listed herein is the most commonly used method. The Director or designee may make changes to the method at his or her discretion.</p> <p>The Director or designee may delegate authority to address urgent garbage pickup requests that may result from special events within Miami Dade County.</p>					
Special Services (Residential)					

ATTACHMENT B

	Reserve Account (Emergency) (1)	Establish a restricted reserve fund account for storms, emergencies and/or natural disaster up to \$20 million (estimated present value of Category 1 Hurricane in FY 2020-21), amount to be adjusted by CPI annually. This reserve will be utilized to offset funding gaps after all available or all eligible reimbursements have been pursued or received by Department			Annual via Tax	To Be Determined	
	Additional Waste Cart	Each additional waste cart for automated Curbside Garbage collection	(1) 35 - 96 gal. cart	101-104	Annual via Direct Bill	\$144152.00	
	Replace Waste Cart without a police report		N/A	N/A	Direct Bill	\$ 68.00	
						Adopted Range	
						Min	Max
	Extra Garbage Pick-Up (per Waste Cart per trip)	Beyond established twice weekly pick-up service	(1) 35 - 96 gal. cart	Per trip	Direct Bill	\$35.00	\$200.00
	EXCESS Curbside Trash per cubic yard	Beyond the established service level	N/A	N/A	Direct Bill	\$2729.00	
	EXPEDITE Curbside Trash	Expedite collection for annual 2 pickups of up to 25 cubic yards each or 1 pickup of up to 50 cubic yards	N/A	N/A	Direct Bill	\$180189.00	
	Second Recycling Cart	Curbside Recycling	(1) 35 - 96 gal. cart	26		Free	
	Third Recycling Cart	Curbside Recycling	65 gal. cart	26	Direct Bill	\$68.00	
	Removal/Disposal Of Contaminated Recycling Cart	Curbside Recycling	35-96 gal. cart	Per occurrence	Direct Bill	\$144152.00	
						Adopted Range	
						Min	Max
	Dumpster Garbage (Residential)	Onsite Collection	1 to 8 Cubic Yards	52-362	Monthly Invoice	\$65.70	\$7,332.00
	COMMERICAL SERVICES (Annual)	SERVICE DESCRIPTION	COLLECTION MODE	ANNUAL PICK-UPS	FEE COLLECTION	Adopted Range	
						Min	Max
	Commercial Cart				Annual via Tax		
	Automated Cart (Garbage)	Onsite Collection	96 gal. cart	101-104	Annual via Tax	\$522559.00	
	Additional Waste Cart	Each additional waste cart for automated Curbside Garbage collection	(1) 35 - 96 gal. cart	101-104	Annual via Direct Bill	\$144152.00	

ATTACHMENT B

COMMERCIAL SERVICES (Monthly)	SERVICE DESCRIPTION	COLLECTION MODE	WEEKLY PICK-UPS	FEE COLLECTIO N	Adopted Range	
					Min	Max
Commercial Dumpster / Roll-off				Monthly Invoice		
Dumpster Garbage	Onsite Collection	1 to 8 Cubic yards	52 - 362	Monthly Invoice	\$65.70	\$7,332.00
Containerized/Roll-off Trash or Garbage per pickup	Onsite Collection. -Cost of disposal will be charged separately.	10 to 40 Cubic yards	On call or Scheduled	Monthly Invoice	\$154.20	\$671.81 <u>700.00</u>
Containerized/Roll-off Construction & Demolition per pickup	Onsite Collection. -Cost of disposal will be charged separately.	10 to 40 Cubic yards	On call or Scheduled	Monthly Invoice	\$100.00	\$500 <u>600.00</u>
<p>The Director or designee may generate a memorandum annually which sets forth the schedule of fees for uncompacted and compacted rollaway dumpsters, roll-off containers and whole tires per cubic yard service for Miami-Dade County Departments.</p> <p>The Director may establish direct bill services to non-waste collection service area customers that utilize Curbside Trash services.</p>						

OTHER COLLECTION SERVICES	SERVICE DESCRIPTION	COLLECTION MODE	PICK-UPS	FEE COLLECTION	FEE
Special/Violation Waste Collection					
Special Curbside Trash Collection per cubic yard	Containerized Curbside Trash	Curbside	Upon request	Direct bill	\$2729.00
Violation Waste Removal per Cubic Yard	The minimum charge per occurrence is \$250.00 <u>290.00</u> , based on a five (5) cubic yard minimum charge.	Curbside Trash	As Needed	Direct bill	\$5358.00
Waste Certification Fee (In accordance with Sec 15-28 (c) of the Miami Dade County Code	Each written certificate, certifying the amount of waste fees due upon any parcel of real property subject to payment of waste fees or certifying that no waste fees are due.	n/a	n/a	Direct bill	\$60.00
OTHER COLLECTION SERVICES	SERVICE DESCRIPTION	COLLECTION MODE	PICK-UPS	FEE COLLECTION	FEE
Schedule for Permitted Landscapers					
Clean Yard Trash disposal by permitted landscaper at TRC (up to 6 cubic yards)	The minimum charge per TRC visit up the 6 cubic yards	Drop off		Direct bill and/or electronic payment	\$ <u>2931.00</u>

ATTACHMENT B

--	--	--	--	--	--	--

Other Miscellaneous Services	Service Description	Fee Collection	Fee
Application Review			
Review of SW Facility Operating Permit	Resource recovery and management facility permit Application_	DSWM	\$ 290 305.00
EXPEDITE Review of SW Facility Operating Permit	Resource recovery and management facility permit Application_	DSWM	\$ 340 357.00
Review of Planning Application	Review to determine impact to waste collection and/or disposal service_	DSWM	\$ 230 242.00
EXPEDITE Review of Planning Application	Review to determine impact to waste collection and/or disposal service_	DSWM	\$ 280 294.00
Review of Annexation/ Incorporation Application	Review to determine impact to waste collection and/or disposal service_	DSWM	\$ 290.00 305.00
EXPEDITE Review of Annexation/ Incorporation Application	Review to determine impact to waste collection and/or disposal service_	DSWM	\$ 340 357.00

Waste Permit Fees

Permit Fees	Service Description	Fee Collection	Fee
Waste Permit Fees			
Small Hauler Permit	Annual Application Renewal	DSWM	\$315.00
General Hauler Permit	Annual Application/Renewal	DSWM	\$630.00
General Hauler Vehicle Registration	Annual Vehicle Registration	DSWM	\$74.00
Landscaper Permit	Annual Business Fee Application/Renewal	DSWM	\$236.00
Landscaper Vehicle Registration	Annual Vehicle Registration	DSWM	\$84.00
Tire Generator Permit	Annual Business Permit Application/Renewal	DSWM	\$26.00
Tire Generator Location	Annual per location fee	DSWM	\$79.00
Waste Tire Transporter Permit	Annual Business Fee Application/Renewal	DSWM	\$26.00
Waste Tire Transporter Vehicle Registration	Annual Vehicle Registration	DSWM	\$26.00
Delinquent Penalty (Late Renewal)	Per month late fee for past due accounts up to 1 year_	DSWM	10% 1 st month. plus, additional 5% each month thereafter
Doing Business Without Permit	Operating Fee for permit accounts delinquent for more than 1 year.	DSWM	\$100 per year

Code Enforcement Processing Recovery Fees

	Court Fees (Authorized by Chapter 8CC, Code of Miami-Dade County)	Description	Fee Collection	Fee
	Court Fees			
	Administrative Hearing Department Cost		MDC Finance Department, Credit and Collection Section	130.00
	Lien Release Fee		MDC Finance Department, Credit and Collection Section	\$80.00
	Payoff Letter		MDC Finance Department, Credit and Collection Section	\$55.00
	Posting of Notices		MDC Finance Department, Credit and Collection Section	\$25.00
	Lien Cancellation Notices		MDC Finance Department, Credit and Collection Section	\$25.00
	Photographs, Reports or Other Exhibits		MDC Finance Department, Credit and Collection Section	Actual Cost
	County Attorney's Fees		MDC Finance Department, Credit and Collection Section	Actual Cost
	Other Court Filing Fees (each document)		MDC Finance Department, Credit and Collection Section	Actual Cost
	Continuing Penalties		MDC Finance Department, Credit and Collection Section	Actual Cost

	Returned Check charges per check (Authorized by F/S/ 932/07 (2017))	Description	Fee Collection	Fee
	If face value of check does not exceed \$50.00			\$25.00
	If face value of check exceeds \$50.00 but does not exceed \$300.00			\$30.00
	If face value of check exceeds \$300.00			\$40.00 or an amount up to 5% of the check, whichever is greater

Waste Disposal Services

	Disposal System Fees	Service Description	Fee Collection	Fee
	Waste Disposal			Per Ton
	Contract Disposal Fee (per ton)	Waste delivery to Disposal Facilities (Contract rate)	Direct Bill	\$68.77 <u>1.53</u>

ATTACHMENT B

	Non-Contract Disposal Fee (per ton)	Waste delivery to Disposal Facilities (Non-contract rate)	Direct Bill	\$ 402.66 <u>107.80</u>	
	Transfer fee (per ton)	Waste delivery to Transfer Station (added to Disposal Fee)	Direct Bill	\$ 15.04 <u>15.65</u>	
	Non-Contract Transfer fee (per ton)	Waste delivery to Transfer Station (added to Disposal Fee)	Direct Bill	\$ 15.33 <u>16.10</u>	
	Waste Tires (per ton)	Acceptance of Waste Tires	Direct Bill	\$ 114.18 <u>140.00</u>	
	Asbestos (per ton)	Acceptance of Asbestos	Direct Bill	\$100.00	
				Adopted Range	
				Min	Max
	Material Suitable for landfill cover (per ton)	Prior approval is mandatory; otherwise standard rates apply_(2)	Direct Bill	\$1.00	\$32.00
	Other				
	Special Handling Fee (per load)	Other solid waste requiring special handling (added to Disposal Fee)	Direct Bill	\$ 77.88 <u>81.78</u>	
	Safety Vest	Safety Vest sold at scale houses. Safety vests are required at all disposal sites (landfills and transfer stations)	Direct Bill	\$3.00	
	Disposal Facility Fee (Sec. 15-25.2)	15% of prior month WCSA waste fees charged_	Due monthly		
	Clean Yard Trash Disposal per cubic yard, by Permitted Landscaper at a Disposal Facility;	Clean Yard Trash conversion factor of 0.121 tons per cubic yard		\$ 8.32 <u>8.66</u>	

In the event that the scale(s) at the disposal facilities are unavailable, the disposal fee will be based on the total cubic yard payload capacity of the vehicle converted to tons using the Schedules of Weights and Measures that are available at the Clerk of the Board.

- (1) Reserve Account (Emergency) fee will not be assessed for FY 2022-23.
- (2) Soil-like material with limited use applications as determined by the Director of Solid Waste Management based on appearance, structural characteristics, and/or physical contents. Receipt of this material is subject to the needs of the Department at the landfill only. Prior arrangement is required. Non-conforming material will be charged at the full tipping fee or may be rejected.

I.O. No.: 4-131

Ordered: ~~9/19/2019~~ 9/21/2023

Effective: ~~10/1/2019~~ 10/1/2023

MIAMI-DADE COUNTY
IMPLEMENTING
ORDER

FEE SCHEDULE FOR THE DEPARTMENT OF CULTURAL
AFFAIRS

AUTHORITY:

Sections 1.01, 2.02A and 5.02 of the Miami-Dade County Home Rule Amendment and Charter.

SUPERSEDES:

This Implementing Order (IO) supersedes previous Implementing Order 4-131, ordered September 19, 2019 and effective October 1, ~~2019~~ 2020.

POLICY:

This Implementing Order provides a schedule of fees for not-for-profit and for-profit organizations interested in using the African Heritage Cultural Arts Center, Joseph Caleb Auditorium, Miami-Dade County Auditorium, and the ~~Dennis C Moss South Miami-Dade~~ Cultural Arts Center for community and cultural programs and activities.

PROCEDURE:

The administration of this Implementing Order is delegated to the Director of the Miami-Dade Department of Cultural Affairs who will be responsible for the collection of fees. Every year, or earlier, if necessary, the Director shall review the fees in terms of market conditions and revenues needed to help meet costs for operating the cultural facilities and recommend changes to the Mayor through this implementing order procedure and/or through the annual budget process.

FEE SCHEDULE:

The fee schedule adopted by this Implementing Order is attached hereto and made a part hereof. This official fee schedule is also filed with and subject to the approval of the Board of County Commissioners and on file with the Clerk thereof. Fees charged by the Department of Cultural Affairs shall be the same as those listed in the official fee schedule on file with the Clerk of the County Commission.

This Implementing Order is hereby submitted to the Board of County Commissioners of Miami-Dade County, Florida.

Approved by the County Attorney as
to form and legal sufficiency ____

Department of Cultural Affairs Fee Schedule

FACILITY: <u>SOUTH MIAMI-DADE CULTURAL ARTS CENTER DENNIS C MOSS CULTURAL ARTS CENTER</u>
ADDRESS: 10950 SW 211 Street, Cutler Bay, FL 33189

Mainstage Theater

Non-Profit Performance Rental Tier 1 (Budget \$500,000+)	\$1,500	
Non-Profit Performance Rental Tier 2 (Budget \$250,000+)	\$1,200	
Non-Profit Performance Rental Tier 3 (Budget under \$250,000)	\$900	
Non-Profit Second Show – Same Day	50%	
Non-Profit (Monday – Wednesday) – Day Rate	\$600	
Non-Profit Non Performance Day Rate Rental Tier 1 (Budget \$500,000+)	\$375 / \$750 (Fri-Sun)	
	\$500 (Mon-Thu) / \$750 (Fri-Sun)	
Non-Performance Rental Tier 2 (Budget \$250,000+)	\$300 / \$750 (Fri-Sun)	
Non-Performance Rental Tier 3 (Budget under \$250,000)	\$250 / \$750 (Fri-Sun)	
Miami Dade County Public Schools (Monday – Wednesday)	\$600	
Miami-Dade County Public Schools (Thursday – Sunday)	\$900	
Performance (Commercial)	\$2,500	vs. 10% gross ticket sales (the greater of)
Performance (Commercial) Tuesday - Sunday	\$6,500	
Non Performance Event (Commercial)	\$1,000	
Overtime venue for exceeding 12-hour day	\$200	hourly
<u>House Staff Fees per show-Box Office fee (Setup / first performance)</u>	\$550	
<u>House Fees per show-Second Show on Same Day-Box Office fee additional performance(s)</u>	50%	Of <u>House-the aggregate fees charged</u>

Lobby

Reception only rental (non-profit)	\$1,500	up to 6 Hours
Reception only rental (commercial)	\$2,500	up to 6 Hours
Front of House Staff Fees per event	\$300	up to 6 Hours
Pre-post show Reception (non-profit)	\$100	per hour
Pre-post show Reception (commercial)	\$200	per hour
Overtime venue fee for exceeding 12:00 Midnight	1½	times all Fees and charges
Additional Hours (Non-Profit)	\$250	per hour
Additional Hours (Commercial)	\$420	per hour
<u>Box Office fee</u>	<u>\$550</u>	

Black Box Theater

Non-Profit Performance Rental Tier 1 (Budget \$500,000+)	\$400	
Non-Profit Performance Rental Tier 2 (Budget \$250,000+)	\$350	
Non-Profit Performance Rental Tier 3 (Budget under \$250,000)	\$300	
Non-Profit Theater weekly rental rate	\$1,000	vs. 10% gross ticket sales (the greater of)
Theater Rental (Commercial)	\$500	
Theater Rental (Commercial) (Tuesday - Sunday)	\$2,000	vs. 10% gross ticket sales (the greater of)
<u>House Staff Fees per show-Box Office fee (Setup / first performance)</u>	\$275	

Department of Cultural Affairs Fee Schedule

ATTACHMENT C

FACILITY: SOUTH MIAMI-DADE CULTURAL ARTS CENTER DENNIS C MOSS CULTURAL ARTS CENTER

ADDRESS: 10950 SW 211 Street, Cutler Bay, FL 33189

House Fees per show—Second Show on Same Day Box Office fee - additional performance(s) 50% Of House fees

Plaza

Plaza Only Rental (non-profit)	\$900	up to 6 hours
Plaza Only Rental (commercial)	\$1,500	up to 6 hours
<u>House Staff Fees per show Box Office fee (Setup / first performance)</u>	\$300	up to 6 hours
Pre-/Post-show Reception (non-profit)	\$100	per hour
Pre-/Post-show Reception (commercial)	\$200	per hour
Overtime Venue Fee for Exceeding 12:00 Midnight	1½	times all Fees and charges
Additional Hours (Non-Profit)	\$150	per hour
Additional Hours (Commercial)	\$250	per hour

Lab

Non-Profit Rental – Monday - Friday, 9:30 am – 4:30 pm	\$15	per hour - 3 hour minimum
Non-Profit Rental outside of Monday –Friday, 9:30 am – 4:30 pm	\$150	per day, up to 10 hours
Rental (commercial) – Monday – Friday, 9:30 am – 4:30 pm	\$30	per hour - 3 hour minimum
Rental (commercial) outside of Monday - Friday 9:30 am – 4:30 pm	\$250	per day, up to 10 hours
<u>House Staff Fees per show Box Office fee (Setup / first performance)</u>	\$150	
<u>House Fees per show—Second Show on Same Day Box Office fee additional performance(s)</u>	50%	of <u>House the aggregate</u> fees charged
Hourly rate in excess of the 10 hour rental	2	times hourly rate

Rehearsal Studio/Classroom

Non-Profit Rental – Monday – Friday, 9:30 am – 4:30 pm	\$10	per hour - 3 hour minimum
Non-Profit Rental outside of Monday – Friday, 9:30 am – 4:30 pm	\$150	per day, up to 10 hours
Rental commercial – Monday – Friday, 9:30 am – 4:30 pm	\$20	per hour - 3 hour minimum
Rental commercial outside of Monday - Friday, 9:30 am – 4:30 pm	\$250	per day, up to 10 hours
<u>House Staff Fees per show Box Office fee (Setup / first performance)</u>	\$150	
<u>House Fees per show Second Show on Same Day Box Office fee additional performance(s)</u>	50%	of <u>House Staff the aggregate</u> fees charged
Hourly rate in excess of 10 hour rental*	2	times hourly rate

Backyard

Performance Rental <u>Tier 1 (Budget \$500,000+)</u> Non-Profit	\$1,200	
<u>Performance Rental Tier 2 (Budget \$250,000+)</u>	\$800	
<u>Performance Rental Tier 3 (Budget under \$250,000)</u>	\$400	
<u>Back Yard Performance</u> Rental - Commercial	\$1,600	vs.10% gross ticket sales (the greater of)
<u>Performance Rental – Commercial - non-performance day</u>	\$1,000	
<u>House Staff Fees per show Box Office fee (Setup / first performance)</u>	\$550	
Ticketed Event Base Rental	\$1,000	+10% of gross ticket sales
<u>Ticketed Event Base Rental Legal Holiday</u>	\$1,500	+10% of gross ticket sales
Non-Ticketed Event Base Rental	\$1,980	per performance
<u>Non-Ticketed Event Base Rental Legal Holiday</u>	\$2,970	per performance

Department of Cultural Affairs Fee Schedule

ATTACHMENT C

FACILITY: ~~SOUTH MIAMI-DADE CULTURAL ARTS CENTER~~ DENNIS C MOSS CULTURAL ARTS CENTER

ADDRESS: 10950 SW 211 Street, Cutler Bay, FL 33189

Miscellaneous Rental Fees

Miscellaneous Location Fee \$250 - \$1,000

Other Fees and Charges

Broadcasting and Origination fees (Commercial)	\$2,500	
Broadcasting and Origination fees (Non-Profit) Video	\$1,250 <u>\$750</u>	
<u>Origination fees - Still</u>	<u>\$250</u>	
Location Fee	<u>50% \$250 - \$1,250</u>	of Origination Fee
Holiday Rental (all holidays)	1½	times all Venue, Staff, Fees and Charges
Insurance (Venues that hold more than 200 guests)	Cost	plus \$150 admin fee
Insurance (Venues that hold fewer than 200 guests)	Cost	plus \$150 admin fee
Film Shoot Security Deposit	\$1,500	
Still Shoot Security Deposit	\$500	
Impact fees (room set up/lighting/Sound/tables/chairs)	\$100 - \$200	
Box office credit card transaction fee	4%	
Box office transaction fee	\$2	per ticket
Facility Maintenance Fee (Ticket Surcharge) – Ticketed Event	\$1	per ticket
Online Transaction Fee	\$2	per order
Will Call Fee	\$4 <u>\$2</u>	per order
Phone Order Fee	\$2 <u>\$4</u>	per order
Subscription Fee	\$5	per order
Ticket Consignment Fee	\$2.50	per ticket
Merchandise sales (per vendor) Soft Goods	20%	
Merchandise sales (per vendor) Hard Goods	10%	
Merchandise Buy Out Fee	\$50 - \$1,500	contingent upon actual number of points of sale
Merchandise sales (Seller)	\$65	up to 4 hours
House/Event/Production Manager*	Prevailing rate	
Police & Paramedic (contracted) / off duty*	Prevailing rate	
Stagehands*	Prevailing rate	
Event Staff (contracted)*	Prevailing rate	
Security Guard*	Prevailing rate	
<u>Crowd Management Fee</u>	<u>\$250</u>	<u>per event</u>
Risers / Platforms / Step Units	\$10	each
Podium - Wood	\$50	each
Podium - Plexiglass	\$150	each
Marley dance floor (with tape)	\$250	per day
Steinway Concert Grand (9 ft)	\$500	per day; \$1,500 per week
<u>Steinway Model B Grand Piano (7ft)</u>	<u>\$350</u>	<u>per day</u>
<u>Campbell Kohler KIG-47 Piano</u>	<u>\$150</u>	<u>per day</u>
Yamaha Electric Piano	\$150	per day
Piano tuning*	Market rate	
Orchestra Package (Includes Shell and Wenger Chairs)	\$550	per day

Department of Cultural Affairs Fee Schedule

ATTACHMENT C

FACILITY: SOUTH MIAMI-DADE CULTURAL ARTS CENTER DENNIS C MOSS CULTURAL ARTS CENTER

ADDRESS: 10950 SW 211 Street, Cutler Bay, FL 33189

Orchestra Shell (only)	\$350	per day
Music Stands	\$1	each
Orchestra Chairs	\$1	each
Music Lights	\$1	each
Wireless Mics	\$135	each
Follow spots (Operator not included)	\$75	per day; \$225 per week
Moving Lights	\$50	per light per day
Theatrical Lighting Burn Out Fee (2 – 5 day rentals)	\$25	
Theatrical Lighting Burn Out Fee (rentals for more than 5 days)	\$50	
Hazer	\$75	per day; \$225 per week
Fog Machine	\$50	per day; \$150 per week
Monitors (Audio)	\$50	each
Portable Audio System	\$50	
A/V Projector Long Throw	750 <u>Market rate</u>	per day
A/V Projector Short Throw	\$350	per day
Projection Screen	\$100	per day
Video Monitor	\$50	each
Rental Equipment Outside of Venue Inventory*	Market rate	
Tables 6 FT / 8 FT Rectangular or 30' Round	\$10	each
Tablecloths - Black	\$5	each
Chairs	\$1	each
<u>Cleaning Fee – Main Stage Theater</u>	<u>\$750</u>	<u>Additional rooms \$250 up to two spaces; \$150 any additional space (in conjunction with a main stage rental).</u>
<u>Cleaning Fee- Non-performance day-Main Stage Theater</u>	<u>\$750</u>	
<u>Cleaning Fee - Black Box</u>	<u>\$250</u>	
<u>Cleaning Fee - Activities Building</u>	<u>\$150</u>	
<u>Cleaning Fee - Lawn</u>	<u>\$650</u>	
<u>Cleaning Fee - Plaza</u>	<u>\$150 - \$750</u>	
Internet Connection – Standard DSL	\$30	per License Agreement period
Shore Power	\$250	per disconnect
Floor Drill & Fill Fee	\$150	
Barricade	Market rate	
Additional Cleaning Fee	\$100	per hour
Additional Trash Pickup Fee	Prevailing rate	
Additional Bin for Trash Fee	Prevailing rate	
Main Stage Speakeasy Set Up Fee	\$600	
Bar Fee	\$250 <u>\$300</u>	flat rate
Bartender Fee	Prevailing rate	
Open Bar Beer & Wine	\$12 <u>\$15</u>	per person <u>per hour</u> – up to 3 hours
Open Bar Liquor Bar	\$21 \$27 <u>\$20</u> <u>\$30</u>	per person <u>per hour</u> – up to 3 hours

Department of Cultural Affairs Fee Schedule

ATTACHMENT C

FACILITY: SOUTH MIAMI-DADE CULTURAL ARTS CENTER DENNIS C MOSS CULTURAL ARTS CENTER

ADDRESS: 10950 SW 211 Street, Cutler Bay, FL 33189

Open Bar Soda & Water	\$4-\$5	per person <u>per hour</u> – up to 3 hours
Corkage Fee	\$6 - \$10	per bottle or case
Alcohol Buy Out Fee	\$750 \$500-\$1000	
Intermission Buy Out Fee (venues that hold more than 150) – For Profit	\$750	per show
Intermission Buy Out Fee (venues that hold more than 150) – Non-Profit	\$500	per show
Intermission Buy Out Fee (venues that hold fewer than 150) – For Profit	\$500	per show
Intermission Buy Out Fee (venues that hold fewer than 150) – Non-Profit	\$250	per show
<u>Black Box Rental Package Fee For Profit</u>	<u>\$2,000</u>	<u>up to 7 hours</u>
<u>Black Box Rental Package Fee Non-Profit</u>	<u>\$1,750</u>	<u>up to 7 hours</u>
<u>Lab Theater Rental Package Fee.... For Profit</u>	<u>\$1,500</u>	<u>up to 7 hours</u>
<u>Lab Theater Rental Package Fee....Non- Profit</u>	<u>\$1,400</u>	<u>up to 7 hours</u>
 *Management of Contracted Services/Equipment	 8%	 of Contracted Services/Equipment

NOTES:

- ◆ Fees are NOT inclusive of applicable taxes
- ◆ Department Director or designee has the authority to apply discounts to fees for uses by Departments and Offices of Miami-Dade County
- ◆ Department Director or designee has the authority to apply discounts to fees for non-County uses of up to 25%, or can negotiate alternative, mutually acceptable business terms that may result in revenue to the County equal to or greater than the assessment of such fees might otherwise realize
- ◆ For rates reflecting “TBD” cost to be based on availability and actual use/consumption of services, equipment, materials, inventory, etc.
- ◆ Wherever the term “Prevailing Rate” or “Market Rate” is used, those rates are set by collective bargaining agreements or contracts with third parties and the cost is simply passed-through by the County to the user.

Department of Cultural Affairs Fee Schedule

FACILITY: AFRICAN HERITAGE CULTURAL ARTS CENTER

ADDRESS: 6161 NW 22nd Avenue, Miami, FL 33142

Black Box Theater

<u>Theatrical Events – Base Rental</u>	<u>\$350</u>	<u>for up to 3 hours</u>
<u>Non-Theatrical Events – Base Rental</u>	<u>\$250</u>	<u>for up to 3 hours</u>
<u>Additional Hours</u>	<u>\$125</u>	<u>per hour</u>
<u>Tech Rehearsal</u>	<u>\$35</u>	<u>per hour</u>

Plaza

Courtyard Area (for performances)	\$275 <u>\$500</u>	for up to 3 hours
-----------------------------------	-------------------------------	-------------------

Gallery

Exhibit	\$275 <u>\$350</u>	per week
Co-Sponsor Exhibit Event	\$25	weekly or 20% of gross profits, whichever is greater
Non-exhibit Event	\$150 <u>\$190</u>	for 3 hours
Installation Fees	\$100	<u>per hour, 2hrs</u>
Restoration Fees	\$125 <u>\$150</u>	
Program/Printing Fees	\$350 <u>\$500</u>	for 250 flyers, booklets, etc.

Rehearsal Studio/Classroom

Music Building - Performances - Base Rental	\$275 <u>\$350</u>	for up to 3 hours
Music Building – Additional Hours	\$100 <u>\$125</u>	per hour
Music Building - Small Practice Rooms – Base Rental	\$17 <u>\$25</u>	per hour
Music Building – Tech rehearsal	\$28 <u>\$35</u>	per hour
Theater Building - Theatrical Events - Base Rental	\$275 <u>\$350</u>	for up to 3 hours
Theater Building - Non-Theatrical Events - Base Rental	\$193 <u>\$250</u>	for up to 3 hours
Theater Building – Additional Hours	\$100 <u>\$125</u>	per hour
Theater Building – Tech Rehearsal	\$28 <u>\$35</u>	per hour
Dance Building (for rehearsals/workshops)	\$140 <u>\$150</u>	for up to 2 hours
Additional Hours (for rehearsals/workshops)	\$28 <u>\$35</u>	per hour
Studio/ Trailers	\$35 <u>\$45</u>	for up to 2 hours

Miscellaneous Rental Fees

Parking Lot Space rental	Terms to be negotiated by Department Director on a case-by-case basis, contingent upon the number of spaces and the duration of the term	
<u>Park Campus</u> Grounds (for performances)	\$500	for up to 6 hours

Arts Instruction Programs

After School Arts Program	\$28	weekly
Summer Arts Academy	\$50	weekly
Winter / Spring School Break Arts Academy	\$45	weekly
Arts Instructional Services (for adults & seniors classes)	\$28	per class, subject to prevailing rates
Transportation	\$35	monthly

Department of Cultural Affairs Fee Schedule

FACILITY: AFRICAN HERITAGE CULTURAL ARTS CENTER

ADDRESS: 6161 NW 22nd Avenue, Miami, FL 33142

Other Fees and Charges

Merchandise sales (per vendor) Soft Goods	\$35	per vendor
Merchandise sales (per vendor) Hard Goods	\$35	per vendor
<u>Merchandise sales fee</u>	<u>\$45</u>	
House/Event/Production Manager*	Prevailing rate	
Police & Paramedic (contracted) / off duty*	Prevailing rate	
Event Staff (contracted)*	Prevailing rate	
Security Guard*	\$100	for 4 hours
Podium - Wood	\$28	each
<u>Steinway Model A Piano</u>	<u>\$150</u>	<u>per day</u>
Piano tuning*	Market rate	
<u>Music Stands</u>	<u>\$5</u>	
<u>Music Lights</u>	<u>\$100</u>	
Fiber Optic Curtain	\$112	each
Smart Lights	\$56	per show
<u>Projection Screen</u>	<u>\$70</u>	
Rental Equipment Outside of Venue Inventory*	Market Rate	
Chair set-up	\$56 <u>\$70</u>	
Room set-up	\$75 <u>\$95</u>	
Stage set-up	\$150 <u>\$200</u>	<u>each per 2 hours</u>
Strike Fee	\$75 <u>\$95</u>	<u>per 2 hours</u>
Cleaning Fee – Main Stage Theater	\$28 <u>\$35</u>	per hour
<u>Cleaning Fee Deposit - nonrefundable (management's discretion)</u>	<u>\$185</u>	
*Management of Contracted /Equipment Services	8%	of Contracted Services/Equipment

NOTES:

- ◆ Fees are NOT inclusive of applicable taxes.
- ◆ Department Director or designee has the authority to apply discounts to fees for uses by Departments and Offices of Miami-Dade County.
- ◆ Department Director or designee has the authority to apply discounts to fees for non-County uses of up to 25%, or can negotiate alternative, mutually acceptable business terms that may result in revenue to the County equal to or greater than the assessment of such fees might otherwise realize.
- ◆ For rates reflecting "TBD" cost to be based on availability and actual use/consumption of services, equipment, materials, inventory, etc.
- ◆ Wherever the term "Prevailing Rate" or "Market Rate" is used, those rates are set by collective bargaining agreements or contracts with third parties and the cost is simply passed-through by the County to the user.
- ◆ African Heritage Cultural Arts Center After School Arts Program offers a 10% discount to enroll early enrollment before start of classes on an eight-week basis.
- ◆ African Heritage Cultural Arts Center Summer Arts Academy offers a 10% discount to enroll early enrollment before start of classes for the entire summer (10 weeks)
- ◆ African Heritage Cultural Arts Center also offers an additional 10% discount per each additional child.

Department of Cultural Affairs Fee Schedule

FACILITY: JOSEPH CALEB AUDITORIUM

ADDRESS: 5400 NW 22nd Avenue, Miami, FL 33142

Mainstage Theater

Non-Profit Performance Rental Tier 1 (Budget \$500,000+)	\$1,200	
Non-Profit Performance Rental Tier 2 (Budget \$250,000+)	\$950	
Non-Profit Performance Rental Tier 3 (Budget under \$250,000)	\$800	
Non-Profit Performance Rental Tier 4 (Lower Level Main House) (Monday - Wednesday)	\$500	
Non-Profit Performance Rental Tier 4 (Lower Level Main House) (Thursday – Sunday)	\$650	
Non-Profit Second Show – Same Day	50%	
Non-Profit (Monday – Wednesday) - Day Rate	\$600	vs. 10% gross ticket sales (the greater of)
Non Performance Rental Tier 1 (Budget \$500,000+)	\$375	/ \$750 (Fri-Sun)
Non Performance Rental Tier 2 (Budget \$250,000+)	\$300	/ \$750 (Fri-Sun)
Non Performance Rental Tier 3 (Budget under \$250,000)	\$250	/ \$750 (Fri-Sun)
Miami Dade County Public Schools (Monday – Wednesday)	\$600	
Miami-Dade County Public Schools (Thursday – Sunday)	\$900	
Performance (Commercial)	\$1,500	
Performance (Commercial) Tuesday - Sunday	\$5,000	
Performance (Commercial) (Lower Level Main House) – Monday - Wednesday	\$650	
Performance (Commercial) (Lower Level Main House) – Thursday - Sunday	\$800	
Non Performance Event (Commercial)	\$1,000	
Overtime venue for exceeding 12-hour day	\$200	hourly
House Staff Fees per show	TBD	
House Fees per show – Second Show on Same Day	TBD	
Additional hour (Non-Profit)	\$150	per hour
Additional hour (Commercial)	\$200	per hour

Lobby

Reception only rental (non-profit)	\$900	up to 4 hours
Reception only rental (commercial)	\$1,200	up to 4 hours
Front of House Staff Fees per event	TBD	
Pre-post show Reception (non-profit)	\$100	per hour
Pre-post show Reception (commercial)	\$150	per hour
Overtime venue fee for exceeding 12:00 Midnight	1½ times all Fees and Charges	
Base Rental (Monday – Wednesday)	\$450	per day
Base Rental (Thursday – Sunday)	\$750	per day
Additional Hours (Non-Profit)	\$225	per hour
Additional Hours (Commercial)	\$300	per hour

Other Fees and Charges

Broadcasting and Origination fees (Commercial)	\$2,000	
Broadcasting and Origination fees (Non-Profit)	\$1,200	
Location Fee	50% of Origination Fee	
Holiday Rental (all holidays)	1½ times all Venue, Staff, Fees and Charges	
Insurance (Venues that hold more than 200 guests)	Cost	plus \$150 admin fee
Insurance (Venues that hold fewer than 200 guests)	Cost	plus \$150 admin fee

Department of Cultural Affairs Fee Schedule

ATTACHMENT C

FACILITY: JOSEPH CALEB AUDITORIUM

ADDRESS: 5400 NW 22nd Avenue, Miami, FL 33142

Film Shoot Security Deposit	\$1,500	
Still Shoot Security Deposit	\$500	
Impact fees (room set up/lighting/Sound/tables/chairs)	\$75 - \$150	
Box office credit card transaction fee	3%	of ticket sales
Box office transaction fee	3%	of ticket sales
Ticket Printing Fee	\$0.03	per ticket
Facility Maintenance Fee (Ticket Surcharge) – Ticketed Event	\$1	per ticket
Ticket Consignment Fee	\$2.50	per ticket
Merchandise sales (per vendor) Soft Goods	20%	
Merchandise sales (per vendor) Hard Goods	10%	
Merchandise Buy Out Fee	\$50 - \$1,500	contingent upon actual number of points of sale
Merchandise sales (Seller)	\$65	up to 4 hours
Vendor Table (one table and two chairs)	TBD	
House/Event/Production Manager*	Prevailing rate	
Police & Paramedic (contracted) / off duty*	Prevailing rate	
Stagehands*	Prevailing rate	
Event Staff (contracted)*	Prevailing rate	
Security Guard*	Prevailing rate	
Risers / Platforms / Step Units	\$10	each
Podium - Wood	\$30	each
Marley dance floor (with tape)	\$225	per day
Steinway Concert Grand (9 ft)	Market rate	
Piano tuning*	Market rate	
Orchestra Package (Includes Shell and Wenger Chairs)	TBD	
Orchestra Shell (only)	TBD	
Music Stands	\$1	each
Orchestra Chairs	\$1	each
Music Lights	\$1	each
Wireless Mics*	\$135	each
Lavaliere Mics	Market rate	
Microphones	Market rate	
Follow spots (Operator not included)	\$75	per day; \$225 per week
Moving Lights	\$50	per light per day
Theatrical Lighting Burn Out Fee (2 – 5 day rentals)	\$25	
Theatrical Lighting Burn Out Fee (rentals for more than 5 days)	\$50	
Monitors (Audio)	\$50	
Portable Audio System	\$50	
Drum Kit	Market rate	
A/V Projector Long Throw	\$100	per day
Projection Screen	\$100	per day
Video Monitor	\$50	each
Rental Equipment Outside of Venue Inventory*	Market rate	
Tables 6 FT / 8 FT Rectangular or 30' Round	\$10	each

Department of Cultural Affairs Fee Schedule

FACILITY: JOSEPH CALEB AUDITORIUM
ADDRESS: 5400 NW 22 nd Avenue, Miami, FL 33142

Chairs	\$1	each
Cyclorama	\$75	per performance
Floor Drill & Fill Fee	\$150	
Additional Cleaning Fee	\$100	per hour
Additional Trash Pickup Fee	Prevailing rate	
Additional Bin for Trash Fee	Prevailing rate	
Bar Fee	TBD	
Bartender Fee	Prevailing rate	
Open Bar Beer & Wine	TBD	
Open Bar Liquor Bar	TBD	
Open Bar Soda & Water	TBD	
Corkage Fee	TBD	
Alcohol Buy Out Fee	TBD	
Intermission Buy Out Fee (venues that hold more than 150) –For Profit	TBD	
Intermission Buy Out Fee (venues that hold more than 150) –Non-Profit	TBD	
Intermission Buy Out Fee (venues that hold fewer than 150) –For Profit	TBD	
Intermission Buy Out Fee (venues that hold fewer than 150) – Non-Profit	TBD	
Intermission Buy Out Fee	TBD	
*Management of Contracted Services/Equipment	8%	of Contracted Services/Equipment

NOTES:

- ◆ Fees are NOT inclusive of applicable taxes.
- ◆ Department Director [or designee](#) has the authority to apply discounts to fees for uses by Departments and Offices of Miami-Dade County.
- ◆ Department Director [or designee](#) has the authority to apply discounts to fees for non-County uses of up to 25%, or can negotiate alternative, mutually acceptable business terms that may result in revenue to the County equal to or greater than the assessment of such fees might otherwise realize.
- ◆ For rates reflecting “TBD” cost to be based on availability and actual use/consumption of services, equipment, materials, inventory, etc.
- ◆ Wherever the term “Prevailing Rate” or “Market Rate” is used, those rates are set by collective bargaining agreements or contracts with third parties and the cost is simply passed-through by the County to the user.

Department of Cultural Affairs Fee Schedule

FACILITY: MIAMI-DADE COUNTY AUDITORIUM

ADDRESS: 2901 West Flagler Street, Miami, FL 33135

Mainstage Theater

Non-Profit Performance Rental Tier 1 (Budget \$500,000+)	\$900	+ 8% of gross ticket sales
Non-Profit Performance Rental Tier 2 (Budget \$250,000+)	\$800	+ 8% of gross ticket sales
Non-Profit Performance Rental Tier 3 (Budget under \$250,000)	\$700	+ 8% of gross ticket sales
Non Performance Rental Tier 1 (Budget \$500,000+)	\$890	
Non Performance Rental Tier 2 (Budget \$250,000+)	\$790	
Non Performance Rental Tier 3 (Budget under \$250,000)	\$690	
Ticketed Event Base Rental	\$1,000	+ 10% of gross ticket sales
Non-Ticketed Event Base Rental	\$1,980	per performance
Orchestra Theater Base Rental	\$3,800	
Orchestra Theater Rental House Management	\$125	
Mid-Stage Theater Base Rental	\$2,200	
Mid-Stage Theater Rental House Management	\$100	
Miami Dade County Public Schools (Monday – Wednesday)	\$600	
Miami-Dade County Public Schools (Thursday – Sunday)	\$900	
Performance (Commercial)	\$1,000	+ 10% gross ticket sales (the greater of)
Performance (Commercial) Tuesday - Sunday	\$1,000	+ 10% gross ticket sales (the greater of)
Non Performance Event (Commercial)	\$990	
Overtime venue for exceeding 12-hour day	\$200	hourly

Lobby

Base Rental (Monday – Wednesday)	\$500	per day
Base Rental (Thursday – Sunday)	\$1,000	per day

Black Box Theater

On Stage Black Box Theater Rental	\$1,000
-----------------------------------	---------

Miscellaneous Rental Fees

Miscellaneous Location Fee	\$250 - \$1,000
Parking Lot Space Rental	Terms to be negotiated by Department Director on a case-by-case basis, contingent upon the number of spaces and the duration of the term

Other Fees and Charges

Broadcasting and Origination fees (Commercial)	\$2,200	per performance
Broadcasting and Origination fees (Non-Profit)	\$1,100	per performance
Location Fee	50% of Origination Fee	
Holiday Rental (all holidays)	1½ times all Venue, Staff, Fees and Charges	
Insurance (Venues that hold more than 200 guests)	Cost	plus \$150 admin fee
Insurance (Venues that hold fewer than 200 guests)	Cost	plus \$150 admin fee
Film Shoot Security Deposit	TBD	
Still Shoot Security Deposit	TBD	
Impact fees (room set up/lighting/Sound/tables/chairs)	TBD	
Box office credit card transaction fee	3%	of ticket sales
Box office transaction fee	3%	of ticket sales

Department of Cultural Affairs Fee Schedule

FACILITY: MIAMI-DADE COUNTY AUDITORIUM

ADDRESS: 2901 West Flagler Street, Miami, FL 33135

Ticket Printing Fee	\$0.03	per ticket
Facility Maintenance Fee (Ticket Surcharge) – Ticketed Event	\$3	per ticket
Facility Maintenance Fee (Ticket Surcharge) – Non-Ticketed Event	\$1	
Ticket Consignment Fee	\$2.50	per ticket
Merchandise sales (per vendor) Soft Goods	20%	of total sales per vendor
Merchandise sales (per vendor) Hard Goods	10%	of total sales per vendor
Merchandise Buy Out Fee	\$250	per vendor
House/Event/Production Manager*	\$150	per performance per Manager
Police & Paramedic (contracted) / off duty*	Prevailing rate	
Stagehands*	Prevailing rate	
Event Staff (contracted)*	Prevailing rate	
Security Guard*	Prevailing rate	
Concert Sound System	\$1,500	per performance
P.A. Sound System	\$800	per performance
Risers / Platforms / Step Units	\$10	each
Podium - Wood	\$30	each
Podium - Plexiglass	\$50	each
Marley dance floor (with tape)	\$375	per day
Steinway Concert Grand (9 ft)	Market rate	
Yamaha Concert Piano (6 ft)	\$450	per day
Yamaha Electric Piano	Market rate	
Piano tuning*	Market rate	
Batteries	\$1	each
Follow spots (Operator not included)	\$75	per performance
Moving Lights	\$75	per fixture
Moving Lights Package	\$1,250	for 20 fixtures
Theatrical Lighting Burn Out Fee (2 – 5 day rentals)	\$100	per performance
Hazer	\$75	per performance
A/V Projector Long Throw	\$500	per performance
A/V Projector 20,000 Lumens	\$900	
A/V Projector 12,000 Lumens	\$600	
Rental Equipment Outside of Venue Inventory*	Market rate	
Cleaning Fee – Main Stage Theater	\$400	per performance
Cleaning Fee – Orchestra Theater	\$300	per performance
Cleaning Fee – Mid-Stage Theater	\$200	per performance
Cleaning Fee – On Stage Black Box Theater	\$100	per performance
Cyclorama	\$75	per performance
Shore Power	\$500	per day
Alcohol Buy Out Fee	\$500 - \$2,000	
Intermission Buy Out Fee	\$500	
*Management of Contracted Services/Equipment	8%	of Contracted Services/Equipment

Department of Cultural Affairs Fee Schedule

FACILITY: MIAMI-DADE COUNTY AUDITORIUM

ADDRESS: 2901 West Flagler Street, Miami, FL 33135

NOTES:

- ◆ Fees are NOT inclusive of applicable taxes.
- ◆ Department Director or designee has the authority to apply discounts to fees for uses by Departments and Offices of Miami-Dade County.
- ◆ Department Director or designee has the authority to apply discounts to fees for non-County uses of up to 25%, or can negotiate alternative, mutually acceptable business terms that may result in revenue to the County equal to or greater than the assessment of such fees might otherwise realize.
- ◆ For rates reflecting “TBD” cost to be based on availability and actual use/consumption of services, equipment, materials, inventory, etc.
- ◆ Wherever the term “Prevailing Rate” or “Market Rate” is used, those rates are set by collective bargaining agreements or contracts with third parties and the cost is simply passed-through by the County to the user.

Implementing Order



Implementing Order No.: IO 4-107

Title: FEE SCHEDULE FOR REGULATORY AND ECONOMIC RESOURCES DEPARTMENT CONSUMER PROTECTION SERVICES

Ordered: 9/~~2021~~/23~~2~~

Effective: 10/1/23~~2~~

AUTHORITY:

The Miami-Dade County Home Rule Charter, including among others Sections 1.01 and 2.02A; Chapter 8A, Articles III, VIIA, XVI, XVII, XVIII, XX, XXII; Chapter 8AA, Article II; Chapter 17D; Chapter 22; Chapter 30, Article III; and Chapter 11A, Article IX of the Code of Miami-Dade County.

SUPERSEDES:

This Implementing Order supersedes Implementing Order 4-107, ordered September ~~28~~20, 202~~1~~2 and effective October 1, 202~~1~~2.

POLICY:

This Implementing Order establishes a schedule of fees to be assessed and collected by the Regulatory and Economic Resources Department to cover the cost of processing permits, licenses, registrations, limited authorizations, certificates, decals and applications; performing inspections; and providing other services.

FEE SCHEDULE:

The fee schedule adopted by this Implementing Order is attached hereto and made a part hereof.

This Implementing Order is hereby submitted to the Board of County Commissioners of Miami-Dade County, Florida.

County Mayor

Approved by the County Attorney asto form and legal sufficiency_____

Regulatory and Economic Resources Department Fee Schedule:
Consumer Protection Services

Fees effective October 1, 202~~23~~

The following regulatory and application fees are non-refundable, unless otherwise stated, and are separate from any occupational license fee that may be applicable.

I. LOCKSMITH – Chapter 8A – Article XVII

Effective July 1, 2021, Section 163.211, Florida Statutes, preempts local licensing of occupations unless otherwise authorized by general law. This preemption applies to the following locksmith-related licenses issued by the Consumer Protection Division: Locksmith Business Registration; Locksmith Apprentice Permit; and Certified Locksmith Certification. Therefore, for such licenses, applicants seeking a new or renewed license between October 1, 2022 and June 30, 202~~34~~ will be issued said license with an expiration date of July 1, 202~~34~~. The fee paid for any such license will be prorated on a monthly basis to cover only the licensure period between the date of issuance or renewal and the statutory July 1, 202~~34~~ expiration date. The following fees shall be in effect through July 1, 202~~34~~.

A. Locksmith Business Registration

- 1) Initial and Annual Renewal Registration Fee (per business location) \$ ~~428.00~~ 449.00
- 2) Late Fee for renewal of registration after expiration date (in addition to Renewal Fee)
50% of Initial and Annual Renewal Fee
- 3) Replacement of Registration Certificate \$ ~~20.00~~ 21.00

B. Locksmith Certificate and Permit

The following fees shall be in effect through July 1, 202~~43~~.

Permits and certificates shall take effect on the date they are approved by the Director.

- 1) Apprentice Permit
 - a) Initial and Annual Renewal Fee \$ ~~34.00~~ 36.00
 - b) Late Fee for Renewal of permit after expiration date (in addition to Renewal Fee)
50% of Initial and Annual Renewal Fee
 - c) Replacement of Apprentice Permit \$ ~~10.00~~ 11.00

2)	Certified Locksmith Certification		
	a) Initial and Annual Renewal Fee	\$	45.00 <u>47.00</u>
	b) Late Fee for Renewal of Certification after expiration date (in addition to Renewal Fee)		
	50% of Initial and Annual Renewal Fee		
	c) Replacement of Certified Locksmith Certification	\$	10.00 <u>11.00</u>

II. MOTOR VEHICLE REPAIR – Chapter 8A – Article VIIA

Registrations, certificates, and permits shall take effect on the date they are approved by the Director.

A. Motor Vehicle Repair Shop Registration

The following fees shall be in effect through September 30, 202~~3~~4. Each October 1 thereafter, the fees shall be increased by the percentage increase in the Consumer Price Index during the preceding year, rounded up to the nearest \$1 increment.

1) Initial and Annual Renewal Fee (per business location)	\$	353.00 <u>371.00</u>
2) Late Fee for Renewal of Registration after Expiration (in addition to Renewal Fee)		
50% of Initial and Annual Renewal Fee		
3) Replacement of Registration	\$	20.00 <u>21.00</u>

B. Mechanic/Technician Certificate or Apprentice Permit

The following fees shall be in effect through September 30, 202~~3~~4. Each October 1 thereafter, the fees shall be increased by the percentage increase in the Consumer Price Index during the preceding year, rounded up to the nearest \$1 increment.

1) Apprentice Permit or Certificate for Specialty or Master Mechanic, Motor Vehicle Body Repair Technician, or Motor Vehicle Paint Technician		
a) Initial and Annual Renewal Fee	\$	45.00 <u>47.00</u>
b) Late Fee for Renewal of Certificate after Expiration (in addition to Renewal Fee)		
50% of Initial and Annual Renewal Fee		
c) Replacement of Certificate	\$	10.00 <u>11.00</u>

III. MOVING – Chapter 8A - Article XVI

The following fees shall be in effect through September 30, 202~~3~~⁴. Each October 1 thereafter, the fees shall be increased by the percentage increase in the Consumer Price Index during the preceding year, rounded up to the nearest \$1 increment.

A. Initial and Annual Renewal Registration Fee	\$	546.00 <u>573.00</u>
B. Late Fee for Renewal of Registration after Expiration (in addition to Renewal Fee)		
50% of Initial and Annual Renewal Fee		
C. Replacement of Registration Certificate	\$	20.00 <u>21.00</u>
D. Moving Decal Fee	\$	72.00 <u>76.00</u>

IV. TOWING – Chapter 30 – Article - III

The following fees are non-refundable; however, license and decal fees paid for additional trucks which have not been inspected by the Department shall be refunded if the licensee withdraws the truck prior to inspection.

The following fees shall be in effect through September 30, 202~~3~~⁴. Each October 1 thereafter, the fees shall increase by the percentage increase in the Consumer Price Index during the preceding year, rounded up to the nearest \$1 increment.

a. Towing Company License Fees		
1) Initial and Annual Renewal Fee		
a) Company with one tow truck (includes one truck decal)	\$	451.00 <u>474.00</u>
b) Each additional truck	\$	173.00 <u>182.00</u>
2) Late Fee for Renewal of License of company after expiration (in addition to Renewal Fee)		
50% of Initial and Annual Renewal Fee		
3) Replacement of License	\$	20.00 <u>21.00</u>
b. Tow Truck Decal Fees		
1) Initial and Renewal Fee for each additional Tow Truck	\$	103.00 <u>108.00</u>
2) Replacement of Decal	\$	88.00 <u>92.00</u>

V. WATER REMETERING – Chapter 8A – Article XVIII

a. Initial and Annual Renewal Registration Fee
(Per Unit)

1) Owner of Remetered Property \$ 5.00

Effective July 1, 2021, Section 163.211, Florida Statutes, preempts local licensing of occupations unless otherwise authorized by general law. This preemption applies to the Water Remeterer License issued by the Consumer Protection Division. Therefore, for such license and the following fees, applicants seeking a new or renewed license between October 1, 2022 and June 30, ~~2023–2024~~ will be issued said license with an expiration date of July 1, 2023~~4~~. The fee paid for any such license will be prorated on a monthly basis to cover only the licensure period between the date of issuance or renewal and the statutory July 1, 2023~~4~~ expiration date. The following fees shall be in effect through July 1, 2023~~4~~.

2) Remeterer \$ ~~370.00~~ 389.00

b. Late Fee for Renewal of Registration
after expiration date (in addition to Renewal Fee)

50% of Initial and Annual Renewal Registration Fee

c. Replacement of Registration Certificate \$ ~~20.00~~ 21.00

VI. SHOPPING CART – Chapter 8A – Section 8A-76(b)

This fee schedule establishes filing fees associated with petitions seeking an exemption from posting required notices on shopping carts.

The following fees shall be in effect through September 30, 2023~~4~~. Each October 1 thereafter, the fees shall increase by the percentage increase in the Consumer Price Index during the preceding year, rounded up to the nearest \$1 increment.

A. Petition involving one store location \$ ~~77.00~~ 81.00

B. Petition for each additional store location \$ ~~39.00~~ 41.00

VII. MOTOR VEHICLE TITLE LOANS – Chapter 8A- Article III

The following fees shall be in effect through September 30, 2023~~4~~. Each October 1 thereafter, the fees shall increase by the percentage increase in the Consumer Price Index during the preceding year, rounded up to the nearest \$1 increment.

A. Motor Vehicle Title Loan Business License Fees

1) Initial Application and License Fee \$ ~~2,008.00~~ 2,108.00

2) Biannual Renewal Fee \$ ~~1,532.00~~ 1,609.00

3) Reactivation Fee (in addition to the Biannual Renewal Fee within 90 days of expiration)	\$	338.00 <u>355.00</u>
4) Replacement of License	\$	20.00 <u>21.00</u>

VIII. IMMOBILIZATION OF MOTOR VEHICLES – Chapter 30 – Article III

The following fees shall be in effect through September 30, 202~~3~~4. Each October 1 thereafter, the fees shall increase by the percentage increase in the Consumer Price Index during the preceding year, rounded up to the nearest \$1 increment.

A. Immobilization Company License Fees		
1) Initial and Annual Renewal Fee	\$	802.00 <u>842.00</u>
2) Late Fee for Renewal of License of company after expiration 50% of Initial (in addition to Renewal Fee) and Annual Renewal Fee		
3) Replacement of License	\$	20.00 <u>21.00</u>
B. Immobilization Individual license Fees		
1) Initial and Annual Renewal Fee	\$	134.00 <u>141.00</u>
2) Late Fee for Renewal of License of Individual after expiration 50% of Initial (in addition to Renewal Fee) and Annual Renewal Fee		
3) Replacement of License	\$	10.00 <u>11.00</u>

IX. ADMINISTRATIVE RECOVERY FEES – Chapter 8A - Article I, III, VIIA, XVI, XVII, XVIII, XIX, XX, XXII; Chapter 8AA-Article II, Chapter 21 – Article IV; Chapter 22; Chapter 30, Article III.

The following fees are for administrative, licensing, collection and enforcement related activities necessary beyond the issuance of civil citations under Chapter 8CC.

A. Collection Processing Fees		
1) Case Processing Fee	\$	Actual Cost
2) Lien Processing Fee	\$	Actual Cost
3) Lien Recording Fee	\$	Actual Cost
4) Lien Cancellation Fee	\$	Actual Cost
5) Research Fee	\$	Actual Cost
6) Inspection (each) when in excess of two	\$	75.00

ATTACHMENT D

B. Interest charges at the rate of 12% per year, as amended by the Board of County Commissioners from time to time, may be assessed in addition to any other penalties.

C. Background Check	\$	Actual Cost <u>25.00</u>
D. Notary Fee	\$	7.00
E. Administrative Hearing	\$	85.00
F. Special Event reimbursement	\$	Actual Cost
G. Agricultural Tours reimbursement	\$	Actual Cost
H. Special Set Wage Theft Hearing		
1) Half Day	\$	400.00
2) Full Day	\$	800.00

X. REGISTRATION OF DOMESTIC PARTNERSHIP – Chapter 11A – Article IX

The following fees shall be in effect through September 30, 202~~3~~4. Each October 1 thereafter, the fees shall increase by the percentage increase in the Consumer Price Index during the preceding year, rounded up to the nearest \$1 increment.

A. Domestic Partnership Declaration Fees		
1) Initial Registration	\$	72.00 <u>76.00</u>
2) Amendment	\$	38.00 <u>40.00</u>
3) Termination	\$	38.00 <u>40.00</u>
4) Document Replacement	\$	10.00 <u>11.00</u>
5) Additional Certificate	\$	10.00 <u>11.00</u>

XI. REGISTRATION OF PAIN MANAGEMENT CLINICS – Chapter 8A, Article XX

Effective July 1, 2021, Section 163.211, Florida Statutes, preempts local licensing of occupations unless otherwise authorized by general law. This preemption applies to the Pain Management Clinic Registration issued by the Consumer Protection Division. Therefore, applicants seeking a new or renewed Registration between October 1, 2022 and June 30, ~~2023-2024~~ will be issued said Registration with an expiration date of July 1, 202~~3~~4. The fee paid for any such Registration will be prorated on a monthly basis to cover only the licensure period between the date of issuance or renewal and the statutory July 1, 202~~3~~4 expiration date. The following fees shall be in effect through July 1, 202~~3~~4.

A. Initial and Annual Renewal Registration Fee	\$	405.00 <u>425.00</u>
B. Late Fee for Renewal of Registration after Expiration (in addition to Renewal Fee) 50% of Initial and Annual Renewal Fee		

C. Replacement of Registration Certificate	\$	20.00 <u>21.00</u>
--	----	-------------------------------

XII. REGISTRATION OF PERSONAL INJURY PROTECTION MEDICAL PROVIDERS – Chapter 8A, Article XXII

Effective July 1, 2021, Section 163.211, Florida Statutes, preempts local licensing of occupations unless otherwise authorized by general law. This preemption applies to the Personal Injury Protection Medical Provider Registration issued by the Consumer Protection Division. Therefore, applicants seeking a new or renewed Registration between October 1, 2022 and June 30, ~~2023-2024~~ will be issued said Registration with an expiration date of July 1, ~~2023~~24. The fee paid for any such Registration will be prorated on a monthly basis to cover only the licensure period between the date of issuance or renewal and the statutory July 1, ~~2023~~24 expiration date. The following fees shall be in effect through July 1, ~~2023~~24.

A. Initial and Annual Renewal Registration Fee	\$	535.00 <u>562.00</u>
--	----	---------------------------------

B. Late Fee for Renewal of Registration after Expiration (in addition to Renewal Fee)
50% of Initial and Annual Renewal Fee

C. Replacement of Registration Certificate	\$	20.00 <u>21.00</u>
--	----	-------------------------------

XIII. LATE FEE WAIVERS

A. *Declared emergencies.* Upon a declaration of a state of emergency by the Governor of the State of Florida, the Mayor of Miami-Dade County, or the Miami-Dade County Board of County Commissioners, applicable to any portion of Miami-Dade County, or due to extenuating circumstances related to an individual renewal applicant, the Director of the Regulatory and Economic Resources Department or the Director’s designee shall have the authority to waive any of the late fees listed in this fee schedule if the renewal period for the underlying license, registration, permit, certificate or the like occurs during the period of declared emergency.

B. *All other periods.* During any period of time for which there has been no declaration of a state of emergency, the Director or the Director’s designee may, as a one-time courtesy, waive any late fee listed herein for renewal applicants that are otherwise in good standing with the Department and who have filed a late application for renewal of any license, registration, permit, certificate or the like covered by this fee schedule. The one-time courtesy waiver shall not prohibit a subsequent waiver of any other late fee allowed pursuant to the emergency declaration provision in paragraph A. above.

XIV. REGISTRATION OF COMMUNITY ASSOCIATIONS – Chapter 17D

- | | |
|--|----------|
| A. Initial and Annual Renewal Fee for Community Associations with 25 or less residential units/parcels | \$ 50.00 |
| B. Initial and Annual Renewal Fee for Community Associations with more than 25 residential units/parcels | |
| 1. Association Registration Fee | \$ 50.00 |
| 2. Per unit/parcel registration Fee | \$ 1.50 |

I.O. No.: 4-110
Ordered: 09/~~2021~~/~~2022~~2023
Effective: 10/01/~~2022~~2023

**MIAMI-DADE COUNTY
IMPLEMENTING ORDER**

**SCHEDULE OF RATES, FEES AND CHARGES FOR MIAMI-DADE WATER AND SEWER
DEPARTMENT**

AUTHORITY:

The Miami-Dade County Home Rule Charter, including among others, Sections 1.01 and 2.02A, and Chapters 2 and 32 of the Code of Miami-Dade County.

SUPERSEDES:

This Implementing Order (IO) supersedes IO 4-110 ordered September ~~28~~20, ~~2021-2022~~ and effective October 1, ~~2021~~2023.

POLICY:

This Implementing Order provides a schedule of rates, fees and charges for water and sewer service.

PROCEDURE:

The Director of the Miami-Dade Water and Sewer Department shall be responsible for the billing and collection of rates, fees and charges and the delivery of the required services pursuant to Chapter 2 and 32 of the Code of Miami-Dade County and this Implementing Order. Every year, or earlier, if need be, the Director shall review all rates, fees and charges in terms of cost and recommend necessary changes to the County Mayor through this Implementing Order procedure.

RATES, FEES AND CHARGES SCHEDULE:

The schedule adopted by this Implementing Order is attached hereto and made a part hereof.

This Implementing Order is hereby submitted to the Board of County Commissioners of Miami-Dade County, Florida.

Approved by the County Attorney as
to form and legal sufficiency _____

ATTACHMENT E

MIAMI-DADE WATER AND SEWER DEPARTMENT SCHEDULE OF RATES

RESIDENTIAL CUSTOMER

WATER	<u>Effective</u>	<u>Proposed</u>
<u>Monthly</u>	<u>October 1, 2022</u>	<u>October 1, 2023</u>
Meter Charge:		Monthly Charge
Meter Size		
5/8" plus 2,244 gallons (3ccf)	\$4.43	<u>\$4.61</u>
1" plus 2,244 gallons (3ccf)	\$14.43	<u>\$15.01</u>
1.5" plus 2,244 gallons (3ccf)	\$27.90	<u>\$29.02</u>
2" plus 2,244 gallons (3ccf)	\$44.06	<u>\$45.82</u>
3" plus 2,244 gallons (3ccf)	\$87.18	<u>\$90.67</u>
Flow Rate All Usage:		Monthly Charge
Usage per 100 cubic feet (ccf):		
4 to 17 ccf	\$3.5930	<u>\$3.7367</u>
18 ccf and over	\$8.6910	<u>\$9.0386</u>
Usage per 1,000 gallons:		
2,245 to 12,716 gallons	\$4.8034	<u>\$4.9955</u>
12,717 gallons and over	\$11.6190	<u>\$12.0838</u>
<u>Quarterly</u>		
Meter Charge:		Quarterly Charge
Meter Size:		
5/8" plus 6,732 gallons (9ccf)	\$13.29	<u>\$13.83</u>
1" plus 6,732 gallons (9ccf)	\$43.29	<u>\$45.03</u>
1.5" plus 6,732 gallons (9ccf)	\$83.70	<u>\$87.06</u>
2" plus 6,732 gallons (9ccf)	\$132.18	<u>\$137.46</u>
3" plus 6,732 gallons (9ccf)	\$261.54	<u>\$272.01</u>
Flow Rate All Usage:		Quarterly Charge
Usage per 100 cubic feet (ccf):		
10 to 51 ccf	\$3.5930	<u>\$3.7367</u>
52 ccf and over	\$8.6910	<u>\$9.0386</u>
Usage per 1,000 gallons:		
6,733 to 38,148 gallons	\$4.8034	<u>\$4.9955</u>
38,149 gallons and over	\$11.6190	<u>\$12.0838</u>

Note: 100 cubic feet (ccf) equals 748 gallons

Residential: a retail customer/account consisting of a single family residence or duplex being served by a common meter any single-family or duplex property that is used solely and entirely for residential purposes

ATTACHMENT E

MIAMI-DADE WATER AND SEWER DEPARTMENT SCHEDULE OF RATES

MULTI-FAMILY DWELLINGS (MFD)

WATER <u>Monthly</u>	<u>Effective</u> <u>October 1, 2022</u>	<u>Proposed</u> <u>October 1, 2023</u>
Meter Charge: applied per unit		Monthly Charge
Meter Sizes 5/8" to 16" plus 2,244 gallons (3ccf):	\$4.43	<u>\$4.61</u>
Flow Rate All Usage Per Unit:		Monthly Charge
Usage per 100 cubic feet (ccf):		
4 ccf and over	\$4.6119	<u>\$4.7964</u>
Usage per 1,000 gallons:		
2,245 gallons and over	\$6.1657	<u>\$6.4123</u>
<u>Quarterly</u>		
Meter Charge: applied per unit		Quarterly Charge
Meter Sizes 5/8" to 16" plus 6,732 gallons (9ccf):	\$13.29	<u>\$13.83</u>
Flow Rate All Usage Per Unit:		Quarterly Charge
Usage per 100 cubic feet (ccf):		
10 ccf and over	\$4.6119	<u>\$4.7964</u>
Usage per 1,000 gallons:		
6,733 gallons and over	\$6.1657	<u>\$6.4123</u>

Note: 100 cubic feet (ccf) equals 748 gallons

Multi-family: ~~a retail customer/account consisting of more than two residential customers served by a common meter(s)~~
any property with three (3) or more units served by a common meter that is used solely and entirely for residential purposes, including amenities

ATTACHMENT E

MIAMI-DADE WATER AND SEWER DEPARTMENT SCHEDULE OF RATES

MIXED-USE BUILDINGS

WATER <u>Monthly</u>	<u>Effective</u> <u>October 1, 2022</u>	<u>Proposed</u> <u>October 1, 2023</u>
Meter Charge: applied per billing unit	Monthly Charge	
5/8" to 1.5" plus 2,244 gallons (3ccf)	\$10.37	<u>\$10.78</u>
2" plus 2,244 gallons (3ccf)	\$12.69	<u>\$13.20</u>
3" plus 2,244 gallons (3ccf)	\$20.29	<u>\$21.10</u>
4" to 6" plus 2,244 gallons (3ccf)	\$22.02	<u>\$22.90</u>
8" plus 2,244 gallons (3ccf)	\$23.76	<u>\$24.71</u>
10" plus 2,244 gallons (3ccf)	\$24.63	<u>\$25.62</u>
 Flow Rate All Usage Per Billing Unit:	 Monthly Charge	
Usage per 100 cubic feet (ccf):		
4 ccf and over	\$4.6119	<u>\$4.7964</u>
 Usage per 1,000 gallons:		
2,245 gallons and over	\$6.1657	<u>\$6.4123</u>
 <u>Quarterly</u>		
Meter Charge: applied per billing unit	Quarterly Charge	
5/8" to 1.5" plus 6,732 gallons (9ccf)	\$31.11	<u>\$32.34</u>
2" plus 6,732 gallons (9ccf)	\$38.07	<u>\$39.60</u>
3" plus 6,732 gallons (9ccf)	\$60.87	<u>\$63.30</u>
4" to 6" plus 6,732 gallons (9ccf)	\$66.06	<u>\$68.70</u>
8" plus 6,732 gallons (9ccf)	\$71.28	<u>\$74.13</u>
10" plus 6,732 gallons (9ccf)	\$73.89	<u>\$76.86</u>
 Flow Rate All Usage Per Billing Unit:	 Quarterly Charge	
Usage per 100 cubic feet (ccf):		
10 ccf and over	\$4.6119	<u>\$4.7964</u>
 Usage per 1,000 gallons:		
6,733 gallons and over	\$6.1657	<u>\$6.4123</u>

Note: 100 cubic feet (ccf) equals 748 gallons

MIXED USE: ~~a retail customer/account~~ any property consisting of more than two residential dwellings and non-residential activities served by a common meter in which permit application was submitted prior to October 1, 2016 (Ordinance No. 16-107)

BILLING UNIT: each residential unit within a mixed-use building shall be treated as one billing unit. All non-residential units within a mixed-use building shall collectively be treated as one billing unit

ATTACHMENT E

MIAMI-DADE WATER AND SEWER DEPARTMENT SCHEDULE OF RATES

NON-RESIDENTIAL CUSTOMERS

WATER <u>Monthly</u>	<u>Effective</u> <u>October 1, 2022</u>	<u>Proposed</u> <u>October 1, 2023</u>
Meter Charge:	Monthly Charge	
Meter Size 5/8"	\$3.49	<u>\$3.63</u>
Flow Rate All Usage:	Monthly Charge	
Usage per 100 cubic feet (ccf):		
0 to 3 ccf	\$0.4478	<u>\$0.4657</u>
4 to 7 ccf	\$3.8687	<u>\$4.0234</u>
8 to 17 ccf	\$5.1932	<u>\$5.4009</u>
18 ccf and over	\$9.1412	<u>\$9.5068</u>
Usage per 1,000 gallons:		
0 to 2,244 gallons	\$0.5987	<u>\$0.6226</u>
2,245 to 5,236 gallons	\$5.1721	<u>\$5.3790</u>
5,237 to 12,716 gallons	\$6.9428	<u>\$7.2205</u>
12,717 gallons and over	\$12.2209	<u>\$12.7097</u>
Meter Charge:	Monthly Charge	
Meter Size 1"	 \$14.83	 <u>\$15.42</u>
Flow Rate All Usage:	Monthly Charge	
Usage per 100 cubic feet (ccf):		
0 to 8 ccf	\$0.4478	<u>\$0.4657</u>
9 to 18 ccf	\$3.8687	<u>\$4.0234</u>
19 to 43 ccf	\$5.1932	<u>\$5.4009</u>
44 ccf and over	\$9.1412	<u>\$9.5068</u>
Usage per 1,000 gallons:		
0 to 5,984 gallons	\$0.5987	<u>\$0.6226</u>
5,985 to 13,464 gallons	\$5.1721	<u>\$5.3790</u>
13,465 to 32,164 gallons	\$6.9428	<u>\$7.2205</u>
32,165 gallons and over	\$12.2209	<u>\$12.7097</u>

Note: 100 cubic feet (ccf) equals 748 gallons

Non-Residential: a retail customer/account consisting of business, commercial, industrial use, or any combination thereof any single unit, duplex with at least one commercial unit, or multi-unit property used for commercial purposes

ATTACHMENT E

MIAMI-DADE WATER AND SEWER DEPARTMENT SCHEDULE OF RATES

NON-RESIDENTIAL CUSTOMERS

WATER <u>Monthly</u>	<u>Effective</u> <u>October 1, 2022</u>	<u>Proposed</u> <u>October 1, 2023</u>
Meter Charge:	Monthly Charge	
Meter Size		
1.5"	\$29.65	<u>\$30.84</u>
Flow Rate All Usage:	Monthly Charge	
Usage per 100 cubic feet (ccf):		
0 to 15 ccf	\$0.4478	<u>\$0.4657</u>
16 to 35 ccf	\$3.8687	<u>\$4.0234</u>
36 to 85 ccf	\$5.1932	<u>\$5.4009</u>
86 ccf and over	\$9.1412	<u>\$9.5068</u>
Usage per 1,000 gallons:		
0 to 11,220 gallons	\$0.5987	<u>\$0.6226</u>
11,221 to 26,180 gallons	\$5.1721	<u>\$5.3790</u>
26,181 to 63,580 gallons	\$6.9428	<u>\$7.2205</u>
63,581 gallons and over	\$12.2209	<u>\$12.7097</u>
Meter Charge:	Monthly Charge	
Meter Size		
2"	\$47.42	<u>\$49.32</u>
Flow Rate All Usage:	Monthly Charge	
Usage per 100 cubic feet (ccf):		
0 to 24 ccf	\$0.4478	<u>\$0.4657</u>
25 to 56 ccf	\$3.8687	<u>\$4.0234</u>
57 to 136 ccf	\$5.1932	<u>\$5.4009</u>
137 ccf and over	\$9.1412	<u>\$9.5068</u>
Usage per 1,000 gallons:		
0 to 17,952 gallons	\$0.5987	<u>\$0.6226</u>
17,953 to 41,888 gallons	\$5.1721	<u>\$5.3790</u>
41,889 to 101,728 gallons	\$6.9428	<u>\$7.2205</u>
101,729 gallons and over	\$12.2209	<u>\$12.7097</u>

Note: 100 cubic feet (ccf) equals 748 gallons

Non-Residential: a retail customer/account consisting of business, commercial, industrial use, or any combination thereof any single unit, duplex with at least one commercial unit, or multi-unit property used for commercial purposes

ATTACHMENT E

MIAMI-DADE WATER AND SEWER DEPARTMENT SCHEDULE OF RATES

NON-RESIDENTIAL CUSTOMERS

WATER <u>Monthly</u>	<u>Effective</u> <u>October 1, 2022</u>	<u>Proposed</u> <u>October 1, 2023</u>
Meter Charge:	Monthly Charge	
Meter Size		
3"	\$94.86	<u>\$98.65</u>
Flow Rate All Usage:	Monthly Charge	
Usage per 100 cubic feet (ccf):		
0 to 48 ccf	\$0.4478	<u>\$0.4657</u>
49 to 112 ccf	\$3.8687	<u>\$4.0234</u>
113 to 272 ccf	\$5.1932	<u>\$5.4009</u>
273 ccf and over	\$9.1412	<u>\$9.5068</u>
Usage per 1,000 gallons:		
0 to 35,904 gallons	\$0.5987	<u>\$0.6226</u>
35,905 to 83,776 gallons	\$5.1721	<u>\$5.3790</u>
83,777 to 203,456 gallons	\$6.9428	<u>\$7.2205</u>
203,457 gallons and over	\$12.2209	<u>\$12.7097</u>
Meter Charge:	Monthly Charge	
Meter Size		
4"	\$148.21	<u>\$154.14</u>
Flow Rate All Usage:	Monthly Charge	
Usage per 100 cubic feet (ccf):		
0 to 75 ccf	\$0.4478	<u>\$0.4657</u>
76 to 175 ccf	\$3.8687	<u>\$4.0234</u>
176 to 425 ccf	\$5.1932	<u>\$5.4009</u>
426 ccf and over	\$9.1412	<u>\$9.5068</u>
Usage per 1,000 gallons:		
0 to 56,100 gallons	\$0.5987	<u>\$0.6226</u>
56,101 to 130,900 gallons	\$5.1721	<u>\$5.3790</u>
130,901 to 317,900 gallons	\$6.9428	<u>\$7.2205</u>
317,901 gallons and over	\$12.2209	<u>\$12.7097</u>

Note: 100 cubic feet (ccf) equals 748 gallons

Non-Residential: a retail customer/account consisting of business, commercial, industrial use, or any combination thereof any single unit, duplex with at least one commercial unit, or multi-unit property used for commercial purposes

ATTACHMENT E

MIAMI-DADE WATER AND SEWER DEPARTMENT SCHEDULE OF RATES

NON-RESIDENTIAL CUSTOMERS

WATER <u>Monthly</u>	<u>Effective</u> <u>October 1, 2022</u>	<u>Proposed</u> <u>October 1, 2023</u>
Meter Charge:	Monthly Charge	
Meter Size		
6"	\$296.38	<u>\$308.24</u>
Flow Rate All Usage:	Monthly Charge	
Usage per 100 cubic feet (ccf):		
0 to 150 ccf	\$0.4478	<u>\$0.4657</u>
151 to 350 ccf	\$3.8687	<u>\$4.0234</u>
351 to 850 ccf	\$5.1932	<u>\$5.4009</u>
851 ccf and over	\$9.1412	<u>\$9.5068</u>
Usage per 1,000 gallons:		
0 to 112,200 gallons	\$0.5987	<u>\$0.6226</u>
112,201 to 261,800 gallons	\$5.1721	<u>\$5.3790</u>
261,801 to 635,800 gallons	\$6.9428	<u>\$7.2205</u>
635,801 gallons and over	\$12.2209	<u>\$12.7097</u>
Meter Charge:	Monthly Charge	
Meter Size		
8"	\$474.23	<u>\$493.20</u>
Flow Rate All Usage:	Monthly Charge	
Usage per 100 cubic feet (ccf):		
0 to 240 ccf	\$0.4478	<u>\$0.4657</u>
241 to 560 ccf	\$3.8687	<u>\$4.0234</u>
561 ccf to 1,360 ccf	\$5.1932	<u>\$5.4009</u>
1,361 ccf and over	\$9.1412	<u>\$9.5068</u>
Usage per 1,000 gallons:		
0 to 179,520 gallons	\$0.5987	<u>\$0.6226</u>
179,521 to 418,880 gallons	\$5.1721	<u>\$5.3790</u>
418,881 to 1,017,280 gallons	\$6.9428	<u>\$7.2205</u>
1,017,281 gallons and over	\$12.2209	<u>\$12.7097</u>

Note: 100 cubic feet (ccf) equals 748 gallons

Non-Residential: a retail customer/account consisting of business, commercial, industrial use, or any combination thereof any single unit, duplex with at least one commercial unit, or multi-unit property used for commercial purposes

ATTACHMENT E

MIAMI-DADE WATER AND SEWER DEPARTMENT SCHEDULE OF RATES

NON-RESIDENTIAL CUSTOMERS

WATER <u>Monthly</u>	<u>Effective</u> <u>October 1, 2022</u>	<u>Proposed</u> <u>October 1, 2023</u>
Meter Charge:	Monthly Charge	
Meter Size		
10"	\$681.71	<u>\$708.98</u>
Flow Rate All Usage:	Monthly Charge	
Usage per 100 cubic feet (ccf):		
0 to 345 ccf	\$0.4478	<u>\$0.4657</u>
346 to 805 ccf	\$3.8687	<u>\$4.0234</u>
806 to 1,955 ccf	\$5.1932	<u>\$5.4009</u>
1,956 ccf and over	\$9.1412	<u>\$9.5068</u>
Usage per 1,000 gallons:		
0 to 258,060 gallons	\$0.5987	<u>\$0.6226</u>
258,061 to 602,140 gallons	\$5.1721	<u>\$5.3790</u>
602,141 to 1,462,340 gallons	\$6.9428	<u>\$7.2205</u>
1,462,341 gallons and over	\$12.2209	<u>\$12.7097</u>
Meter Charge:	Monthly Charge	
Meter Size		
12"	\$1,274.50	<u>\$1,325.48</u>
Flow Rate All Usage:	Monthly Charge	
Usage per 100 cubic feet (ccf):		
0 to 645 ccf	\$0.4478	<u>\$0.4657</u>
646 to 1,505 ccf	\$3.8687	<u>\$4.0234</u>
1506 to 3,655 ccf	\$5.1932	<u>\$5.4009</u>
3,656 ccf and over	\$9.1412	<u>\$9.5068</u>
Usage per 1,000 gallons:		
0 to 482,460 gallons	\$0.5987	<u>\$0.6226</u>
482,461 to 1,125,740 gallons	\$5.1721	<u>\$5.3790</u>
1,125,741 to 2,733,940 gallons	\$6.9428	<u>\$7.2205</u>
2,733,941 gallons and over	\$12.2209	<u>\$12.7097</u>

Note: 100 cubic feet (ccf) equals 748 gallons

Non-Residential: a retail customer/account consisting of business, commercial, industrial use, or any combination thereof any single unit, duplex with at least one commercial unit, or multi-unit property used for commercial purposes

ATTACHMENT E

MIAMI-DADE WATER AND SEWER DEPARTMENT SCHEDULE OF RATES

NON-RESIDENTIAL CUSTOMERS

WATER <u>Monthly</u>	<u>Effective</u> <u>October 1, 2022</u>	<u>Proposed</u> <u>October 1, 2023</u>
Meter Charge:	Monthly Charge	
Meter Size		
14"	\$2,371.14	<u>\$2,465.99</u>
Flow Rate All Usage:	Monthly Charge	
Usage per 100 cubic feet (ccf):		
0 to 1,200 ccf	\$0.4478	<u>\$0.4657</u>
1,201 to 2,800 ccf	\$3.8687	<u>\$4.0234</u>
2,801 to 6,800 ccf	\$5.1932	<u>\$5.4009</u>
6,801 ccf and over	\$9.1412	<u>\$9.5068</u>
Usage per 1,000 gallons:		
0 to 897,600 gallons	\$0.5987	<u>\$0.6226</u>
897,601 to 2,094,400 gallons	\$5.1721	<u>\$5.3790</u>
2,094,401 to 5,086,400 gallons	\$6.9428	<u>\$7.2205</u>
5,086,401 gallons and over	\$12.2209	<u>\$12.7097</u>
Meter Charge:	Monthly Charge	
Meter Size		
16"	\$3,260.33	<u>\$3,390.74</u>
Flow Rate All Usage:	Monthly Charge	
Usage per 100 cubic feet (ccf):		
0 to 1,650 ccf	\$0.4478	<u>\$0.4657</u>
1,651 to 3,850 ccf	\$3.8687	<u>\$4.0234</u>
3,851 to 9,350 ccf	\$5.1932	<u>\$5.4009</u>
9,351 ccf and over	\$9.1412	<u>\$9.5068</u>
Usage per 1,000 gallons:		
0 to 1,234,200 gallons	\$0.5987	<u>\$0.6226</u>
1,234,201 to 2,879,800 gallons	\$5.1721	<u>\$5.3790</u>
2,879,801 to 6,993,800 gallons	\$6.9428	<u>\$7.2205</u>
6,993,801 gallons and over	\$12.2209	<u>\$12.7097</u>

Note: 100 cubic feet (ccf) equals 748 gallons

Non-Residential: a retail customer/account consisting of business, commercial, industrial use, or any combination thereof any single unit, duplex with at least one commercial unit, or multi-unit property used for commercial purposes

ATTACHMENT E

MIAMI-DADE WATER AND SEWER DEPARTMENT SCHEDULE OF RATES

NON-RESIDENTIAL CUSTOMERS

<u>WATER</u> <u>Monthly</u>	<u>Effective</u> <u>October 1, 2022</u>	<u>Proposed</u> <u>October 1, 2023</u>
<u>Meter Charge:</u>	<u>Monthly Charge</u>	
<u>Meter Size</u>		
<u>20"</u>	<u>\$5,086.69</u>	<u>\$5,290.16</u>
<u>Flow Rate All Usage:</u>	<u>Monthly Charge</u>	
<u>Usage per 100 cubic feet (ccf):</u>		
<u>0 to 2,574 ccf</u>	<u>\$0.4478</u>	<u>\$0.4657</u>
<u>2,575 to 6,006 ccf</u>	<u>\$3.8687</u>	<u>\$4.0234</u>
<u>6,007 to 14,586 ccf</u>	<u>\$5.1932</u>	<u>\$5.4009</u>
<u>14,587 ccf and over</u>	<u>\$9.1412</u>	<u>\$9.5068</u>
<u>Usage per 1,000 gallons:</u>		
<u>0 to 1,925,352 gallons</u>	<u>\$0.5987</u>	<u>\$0.6226</u>
<u>1,925,353 to 4,492,488 gallons</u>	<u>\$5.1721</u>	<u>\$5.3790</u>
<u>4,492,489 to 10,910,328 gallons</u>	<u>\$6.9428</u>	<u>\$7.2205</u>
<u>10,910,329 gallons and over</u>	<u>\$12.2209</u>	<u>\$12.7097</u>
 <u>Meter Charge:</u>	 <u>Monthly Charge</u>	
 <u>Meter Size</u>		
 <u>24"</u>	 <u>\$11,433.81</u>	 <u>\$11,891.16</u>
 <u>Flow Rate All Usage:</u>	 <u>Monthly Charge</u>	
 <u>Usage per 100 cubic feet (ccf):</u>		
 <u>0 to 3,708 ccf</u>	 <u>\$0.4478</u>	 <u>\$0.4657</u>
<u>3,709 to 8,652 ccf</u>	<u>\$3.8687</u>	<u>\$4.0234</u>
<u>8,653 to 21,012 ccf</u>	<u>\$5.1932</u>	<u>\$5.4009</u>
<u>21,013 ccf and over</u>	<u>\$9.1412</u>	<u>\$9.5068</u>
 <u>Usage per 1,000 gallons:</u>		
 <u>0 to 2,773,584 gallons</u>	 <u>\$0.5987</u>	 <u>\$0.6226</u>
<u>2,773,585 to 6,471,696 gallons</u>	<u>\$5.1721</u>	<u>\$5.3790</u>
<u>6,471,697 to 15,716,976 gallons</u>	<u>\$6.9428</u>	<u>\$7.2205</u>
<u>15,716,977 gallons and over</u>	<u>\$12.2209</u>	<u>\$12.7097</u>

Note: 100 cubic feet (ccf) equals 748 gallons

Non-Residential: a retail customer/account consisting of business, commercial, industrial use, or any combination thereof
any single unit, duplex with at least one commercial unit, or multi-unit property used for commercial purposes

ATTACHMENT E

MIAMI-DADE WATER AND SEWER DEPARTMENT SCHEDULE OF RATES

NON-RESIDENTIAL CUSTOMERS

WATER <u>Quarterly</u>	<u>Effective</u> <u>October 1, 2022</u>	<u>Proposed</u> <u>October 1, 2023</u>
Meter Charge:	Quarterly Charge	
Meter Size		
5/8"	\$10.47	<u>\$10.89</u>
Flow Rate All Usage:	Quarterly Charge	
Usage per 100 cubic feet (ccf):		
0 to 9 ccf	\$0.4478	<u>\$0.4657</u>
10 to 21 ccf	\$3.8687	<u>\$4.0234</u>
22 to 51 ccf	\$5.1932	<u>\$5.4009</u>
52 ccf and over	\$9.1412	<u>\$9.5068</u>
Usage per 1,000 gallons:		
0 to 6,732 gallons	\$0.5987	<u>\$0.6226</u>
6,733 to 15,708 gallons	\$5.1721	<u>\$5.3790</u>
15,709 to 38,148 gallons	\$6.9428	<u>\$7.2205</u>
38,149 gallons and over	\$12.2209	<u>\$12.7097</u>
Meter Charge:	Quarterly Charge	
Meter Size		
1"	\$44.49	<u>\$46.26</u>
Flow Rate All Usage:	Quarterly Charge	
Usage per 100 cubic feet (ccf):		
0 to 24 ccf	\$0.4478	<u>\$0.4657</u>
25 to 54 ccf	\$3.8687	<u>\$4.0234</u>
55 to 129 ccf	\$5.1932	<u>\$5.4009</u>
130 ccf and over	\$9.1412	<u>\$9.5068</u>
Usage per 1,000 gallons:		
0 to 17,952 gallons	\$0.5987	<u>\$0.6226</u>
17,953 gallons to 40,392 gallons	\$5.1721	<u>\$5.3790</u>
40,393 to 96,492 gallons	\$6.9428	<u>\$7.2205</u>
96,493 gallons and over	\$12.2209	<u>\$12.7097</u>

Note: 100 cubic feet (ccf) equals 748 gallons

Non-Residential: a retail customer/account consisting of business, commercial, industrial use, or any combination thereof any single unit, duplex with at least one commercial unit, or multi-unit property used for commercial purposes

ATTACHMENT E

MIAMI-DADE WATER AND SEWER DEPARTMENT SCHEDULE OF RATES

NON-RESIDENTIAL CUSTOMERS

WATER <u>Quarterly</u>	<u>Effective</u> <u>October 1, 2022</u>	<u>Proposed</u> <u>October 1, 2023</u>
Meter Charge:		Quarterly Charge
Meter Size		
1.5"	\$88.95	<u>\$92.52</u>
Flow Rate All Usage:		Quarterly Charge
Usage per 100 cubic feet (ccf):		
0 to 45 ccf	\$0.4478	<u>\$0.4657</u>
46 to 105 ccf	\$3.8687	<u>\$4.0234</u>
106 to 255 ccf	\$5.1932	<u>\$5.4009</u>
256 ccf and over	\$9.1412	<u>\$9.5068</u>
Usage per 1,000 gallons:		
0 to 33,660 gallons	\$0.5987	<u>\$0.6226</u>
33,661 to 78,540 gallons	\$5.1721	<u>\$5.3790</u>
78,541 to 190,740 gallons	\$6.9428	<u>\$7.2205</u>
190,741 gallons and over	\$12.2209	<u>\$12.7097</u>
Meter Charge:		Quarterly Charge
Meter Size		
2"	\$142.26	<u>\$147.96</u>
Flow Rate All Usage:		Quarterly Charge
Usage per 100 cubic feet (ccf):		
0 to 72 ccf	\$0.4478	<u>\$0.4657</u>
73 to 168 ccf	\$3.8687	<u>\$4.0234</u>
169 to 408 ccf	\$5.1932	<u>\$5.4009</u>
409 ccf and over	\$9.1412	<u>\$9.5068</u>
Usage per 1,000 gallons:		
0 to 53,856 gallons	\$0.5987	<u>\$0.6226</u>
53,857 to 125,664 gallons	\$5.1721	<u>\$5.3790</u>
125,665 to 305,184 gallons	\$6.9428	<u>\$7.2205</u>
305,185 gallons and over	\$12.2209	<u>\$12.7097</u>

Note: 100 cubic feet (ccf) equals 748 gallons

Non-Residential: a retail customer/account consisting of business, commercial, industrial use, or any combination thereof any single unit, duplex with at least one commercial unit, or multi-unit property used for commercial purposes

ATTACHMENT E

MIAMI-DADE WATER AND SEWER DEPARTMENT SCHEDULE OF RATES

NON-RESIDENTIAL CUSTOMERS

WATER <u>Quarterly</u>	<u>Effective</u> <u>October 1, 2022</u>	<u>Proposed</u> <u>October 1, 2023</u>
Meter Charge:	Quarterly Charge	
Meter Size		
3"	\$284.58	<u>\$295.95</u>
Flow Rate All Usage:	Quarterly Charge	
Usage per 100 cubic feet (ccf):		
0 to 144 ccf	\$0.4478	<u>\$0.4657</u>
145 to 336 ccf	\$3.8687	<u>\$4.0234</u>
337 to 816 ccf	\$5.1932	<u>\$5.4009</u>
817 ccf and over	\$9.1412	<u>\$9.5068</u>
Usage per 1,000 gallons:		
0 to 107,712 gallons	\$0.5987	<u>\$0.6226</u>
107,713 to 251,328 gallons	\$5.1721	<u>\$5.3790</u>
251,329 to 610,368 gallons	\$6.9428	<u>\$7.2205</u>
610,369 gallons and over	\$12.2209	<u>\$12.7097</u>
Meter Charge:	Quarterly Charge	
Meter Size		
4"	\$444.63	<u>\$462.42</u>
Flow Rate All Usage:	Quarterly Charge	
Usage per 100 cubic feet (ccf):		
0 to 225 ccf	\$0.4478	<u>\$0.4657</u>
226 to 525 ccf	\$3.8687	<u>\$4.0234</u>
526 to 1,275 ccf	\$5.1932	<u>\$5.4009</u>
1,276 ccf and over	\$9.1412	<u>\$9.5068</u>
Usage per 1,000 gallons:		
0 to 168,300 gallons	\$0.5987	<u>\$0.6226</u>
168,301 to 392,700 gallons	\$5.1721	<u>\$5.3790</u>
392,701 to 953,700 gallons	\$6.9428	<u>\$7.2205</u>
953,701 gallons and over	\$12.2209	<u>\$12.7097</u>

Note: 100 cubic feet (ccf) equals 748 gallons

Non-Residential: a retail customer/account consisting of business, commercial, industrial use, or any combination thereof any single unit, duplex with at least one commercial unit, or multi-unit property used for commercial purposes

ATTACHMENT E

MIAMI-DADE WATER AND SEWER DEPARTMENT SCHEDULE OF RATES

NON-RESIDENTIAL CUSTOMERS

WATER <u>Quarterly</u>	<u>Effective</u> <u>October 1, 2022</u>	<u>Proposed</u> <u>October 1, 2023</u>
Meter Charge:	Quarterly Charge	
Meter Size		
6"	\$889.14	<u>\$924.72</u>
Flow Rate All Usage:	Quarterly Charge	
Usage per 100 cubic feet (ccf):		
0 to 450 ccf	\$0.4478	<u>\$0.4657</u>
451 to 1,050 ccf	\$3.8687	<u>\$4.0234</u>
1,051 to 2,550 ccf	\$5.1932	<u>\$5.4009</u>
2,551 ccf and over	\$9.1412	<u>\$9.5068</u>
Usage per 1,000 gallons:		
0 to 336,600 gallons	\$0.5987	<u>\$0.6226</u>
336,601 to 785,400 gallons	\$5.1721	<u>\$5.3790</u>
785,401 to 1,907,400 gallons	\$6.9428	<u>\$7.2205</u>
1,907,401 gallons and over	\$12.2209	<u>\$12.7097</u>
Meter Charge:	Quarterly Charge	
Meter Size		
8"	\$1,422.69	<u>\$1,479.60</u>
Flow Rate All Usage:	Quarterly Charge	
Usage per 100 cubic feet (ccf):		
0 to 720 ccf	\$0.4478	<u>\$0.4657</u>
721 to 1,680 ccf	\$3.8687	<u>\$4.0234</u>
1,681 to 4,080 ccf	\$5.1932	<u>\$5.4009</u>
4,081 ccf and over	\$9.1412	<u>\$9.5068</u>
Usage per 1,000 gallons:		
0 to 538,560 gallons	\$0.5987	<u>\$0.6226</u>
538,561 to 1,256,640 gallons	\$5.1721	<u>\$5.3790</u>
1,256,641 to 3,051,840 gallons	\$6.9428	<u>\$7.2205</u>
3,051,841 gallons and over	\$12.2209	<u>\$12.7097</u>

Note: 100 cubic feet (ccf) equals 748 gallons

Non-Residential: a retail customer/account consisting of business, commercial, industrial use, or any combination thereof any single unit, duplex with at least one commercial unit, or multi-unit property used for commercial purposes

ATTACHMENT E

MIAMI-DADE WATER AND SEWER DEPARTMENT SCHEDULE OF RATES

NON-RESIDENTIAL CUSTOMERS

WATER <u>Quarterly</u>	<u>Effective</u> <u>October 1, 2022</u>	<u>Proposed</u> <u>October 1, 2023</u>
Meter Charge:	Quarterly Charge	
Meter Size		
10"	\$ 2,045.13	<u>\$2,126.94</u>
Flow Rate All Usage:	Quarterly Charge	
Usage per 100 cubic feet (ccf):		
0 to 1,035 ccf	\$ 0.4478	<u>\$0.4657</u>
1,036 to 2,415 ccf	\$ 3.8687	<u>\$4.0234</u>
2,416 to 5,865 ccf	\$ 5.1932	<u>\$5.4009</u>
5,866 ccf and over	\$ 9.1412	<u>\$9.5068</u>
Usage per 1,000 gallons:		
0 to 774,180 gallons	\$ 0.5987	<u>\$0.6226</u>
774,181 to 1,806,420 gallons	\$ 5.1721	<u>\$5.3790</u>
1,806,421 to 4,387,020 gallons	\$ 6.9428	<u>\$7.2205</u>
4,387,021 gallons and over	\$ 12.2209	<u>\$12.7097</u>
Meter Charge:	Quarterly Charge	
Meter Size		
12"	\$ 3,823.50	<u>\$3,976.44</u>
Flow Rate All Usage:	Quarterly Charge	
Usage per 100 cubic feet (ccf):		
0 to 1,935 ccf	\$ 0.4478	<u>\$0.4657</u>
1,936 to 4,515 ccf	\$ 3.8687	<u>\$4.0234</u>
4,516 to 10,965 ccf	\$ 5.1932	<u>\$5.4009</u>
10,966 ccf and over	\$ 9.1412	<u>\$9.5068</u>
Usage per 1,000 gallons:		
0 to 1,447,380 gallons	\$ 0.5987	<u>\$0.6226</u>
1,447,381 to 3,377,220 gallons	\$ 5.1721	<u>\$5.3790</u>
3,377,221 to 8,201,820 gallons	\$ 6.9428	<u>\$7.2205</u>
8,201,821 gallons and over	\$ 12.2209	<u>\$12.7097</u>

Note: 100 cubic feet (ccf) equals 748 gallons

Non-Residential: a retail customer/account consisting of business, commercial, industrial use, or any combination thereof any single unit, duplex with at least one commercial unit, or multi-unit property used for commercial purposes

ATTACHMENT E

MIAMI-DADE WATER AND SEWER DEPARTMENT SCHEDULE OF RATES

NON-RESIDENTIAL CUSTOMERS

WATER <u>Quarterly</u>	<u>Effective</u> <u>October 1, 2022</u>	<u>Proposed</u> <u>October 1, 2023</u>
Meter Charge:	Quarterly Charge	
Meter Size		
14"	\$7,113.42	<u>\$7,397.97</u>
Flow Rate All Usage:	Quarterly Charge	
Usage per 100 cubic feet (ccf):		
0 to 3,600 ccf	\$0.4478	<u>\$0.4657</u>
3,601 to 8,400 ccf	\$3.8687	<u>\$4.0234</u>
8,401 to 20,400 ccf	\$5.1932	<u>\$5.4009</u>
20,401 ccf and over	\$9.1412	<u>\$9.5068</u>
Usage per 1,000 gallons:		
0 to 2,692,800 gallons	\$0.5987	<u>\$0.6226</u>
2,692,801 to 6,283,200 gallons	\$5.1721	<u>\$5.3790</u>
6,283,201 to 15,259,200 gallons	\$6.9428	<u>\$7.2205</u>
15,259,201 gallons and over	\$12.2209	<u>\$12.7097</u>
Meter Charge:	Quarterly Charge	
Meter Size		
16"	\$9,780.99	<u>\$10,172.22</u>
Flow Rate All Usage:	Quarterly Charge	
Usage per 100 cubic feet (ccf):		
0 to 4,950 ccf	\$0.4478	<u>\$0.4657</u>
4,951 to 11,550 ccf	\$3.8687	<u>\$4.0234</u>
11,551 to 28,050 ccf	\$5.1932	<u>\$5.4009</u>
28,051 ccf and over	\$9.1412	<u>\$9.5068</u>
Usage per 1,000 gallons:		
0 to 3,702,600 gallons	\$0.5987	<u>\$0.6226</u>
3,702,601 to 8,639,400 gallons	\$5.1721	<u>\$5.3790</u>
8,639,401 to 20,981,400 gallons	\$6.9428	<u>\$7.2205</u>
20,981,401 gallons and over	\$12.2209	<u>\$12.7097</u>

Note: 100 cubic feet (ccf) equals 748 gallons

Non-Residential: a retail customer/account consisting of business, commercial, industrial use, or any combination thereof any single unit, duplex with at least one commercial unit, or multi-unit property used for commercial purposes

ATTACHMENT E

MIAMI-DADE WATER AND SEWER DEPARTMENT SCHEDULE OF RATES

NON-RESIDENTIAL CUSTOMERS

WATER <u>Quarterly</u>	<u>Effective</u> <u>October 1, 2022</u>	<u>Proposed</u> <u>October 1, 2023</u>
Meter Charge:	Quarterly Charge	
Meter Size		
20"	\$15,260.07	<u>\$15,870.48</u>
Flow Rate All Usage:	Quarterly Charge	
Usage per 100 cubic feet (ccf):		
0 to 7,722 ccf	\$0.4478	<u>\$0.4657</u>
7,723 to 18,018 ccf	\$3.8687	<u>\$4.0234</u>
18,019 to 43,758 ccf	\$5.1932	<u>\$5.4009</u>
43,759 ccf and over	\$9.1412	<u>\$9.5068</u>
Usage per 1,000 gallons:		
0 to 5,776,056 gallons	\$0.5987	<u>\$0.6226</u>
5,776,057 to 13,477,464 gallons	\$5.1721	<u>\$5.3790</u>
13,477,465 to 32,730,984 gallons	\$6.9428	<u>\$7.2205</u>
32,730,985 gallons and over	\$12.2209	<u>\$12.7097</u>
Meter Charge:	Quarterly Charge	
Meter Size		
24"	<u>\$34,301.43</u>	<u>\$35,673.48</u>
Flow Rate All Usage:	Quarterly Charge	
Usage per 100 cubic feet (ccf):		
0 to 11,124 ccf	\$0.4478	<u>\$0.4657</u>
11,125 to 25,956 ccf	\$3.8687	<u>\$4.0234</u>
25,957 to 63,036 ccf	\$5.1932	<u>\$5.4009</u>
63,037 ccf and over	\$9.1412	<u>\$9.5068</u>
Usage per 1,000 gallons:		
0 to 8,320,752 gallons	\$0.5987	<u>\$0.6226</u>
8,320,753 to 19,415,088 gallons	\$5.1721	<u>\$5.3790</u>
19,415,089 to 47,150,928 gallons	\$6.9428	<u>\$7.2205</u>
47,150,929 gallons and over	\$12.2209	<u>\$12.7097</u>

Note: 100 cubic feet (ccf) equals 748 gallons

Non-Residential: a retail customer/account consisting of business, commercial, industrial use, or any combination thereof any single unit, duplex with at least one commercial unit, or multi-unit property used for commercial purposes

ATTACHMENT E

MIAMI-DADE WATER AND SEWER DEPARTMENT SCHEDULE OF RATES

RESIDENTIAL CUSTOMERS

WASTEWATER DISPOSAL <u>Monthly</u>	<u>Effective</u> <u>October 1, 2022</u>	<u>Proposed</u> <u>October 1, 2023</u>
Base Facility Charge (based on water meter size):	Monthly Charge	
Meter Size		
5/8" plus 2,244 gallons (3ccf)	\$7.55	<u>\$7.85</u>
1" plus 2,244 gallons (3ccf)	\$20.63	<u>\$21.46</u>
1.5" plus 2,244 gallons (3ccf)	\$39.22	<u>\$40.79</u>
2" plus 2,244 gallons (3ccf)	\$61.52	<u>\$63.98</u>
3" plus 2,244 gallons (3ccf)	\$120.96	<u>\$125.80</u>
Flow Rate All Usage:	Monthly Charge	
Usage per 100 cubic feet (ccf): 4 ccf and over	\$7.1581	<u>\$7.4444</u>
Usage per 1,000 gallons: 2,245 gallons and over	\$9.5696	<u>\$9.9524</u>
 <u>Quarterly</u>		
Base Facility Charge (based on water meter size):	Quarterly Charge	
<u>Meter Size</u>		
5/8" plus 6,732 gallons (9ccf)	\$22.65	<u>\$23.55</u>
1" plus 6,732 gallons (9ccf)	\$61.89	<u>\$64.38</u>
1.5" plus 6,732 gallons (9ccf)	\$117.66	<u>\$122.37</u>
2" plus 6,732 gallons (9ccf)	\$184.56	<u>\$191.94</u>
3" plus 6,732 gallons (9ccf)	\$362.88	<u>\$377.40</u>
Flow Rate All Usage:	Quarterly Charge	
Usage per 100 cubic feet (ccf): 10 ccf and over	\$7.1581	<u>\$7.4444</u>
Usage per 1,000 gallons: 6,733 gallons and over	\$9.5696	<u>\$9.9524</u>

Note: 100 cubic feet (ccf) equals 748 gallons

Residential: a retail customer/account consisting of a single family residence or duplex being served by a common meter any single-family or duplex property that is used solely and entirely for residential purposes

ATTACHMENT E

MIAMI-DADE WATER AND SEWER DEPARTMENT SCHEDULE OF RATES

MULTI-FAMILY DWELLINGS (MFD)

WASTEWATER DISPOSAL <u>Monthly</u>	<u>Effective</u> <u>October 1, 2022</u>	<u>Proposed</u> <u>October 1, 2023</u>
	Monthly Charge	
Base Facility Charge: based on water meter size; applied per unit 5/8" to 16" plus 2,244 gallons (3ccf):	\$7.55	<u>\$7.85</u>
Flow Rate All Usage Per Unit:	Monthly Charge	
Usage per 100 cubic feet (ccf): 4 ccf and over	\$7.1581	<u>\$7.4444</u>
Usage per 1,000 gallons: 2,245 gallons and over	\$9.5696	<u>\$9.9524</u>
 <u>Quarterly</u>		
	Quarterly Charge	
Base Facility Charge: based on water meter size; applied per unit 5/8" to 16" plus 6,732 gallons (9ccf):	\$22.65	<u>\$23.55</u>
Flow Rate All Usage Per Unit:	Quarterly Charge	
Usage per 100 cubic feet (ccf): 10 ccf and over	\$7.1581	<u>\$7.4444</u>
Usage per 1,000 gallons: 6,733 gallons and over	\$9.5696	<u>\$9.9524</u>

Note: 100 cubic feet (ccf) equals 748 gallons

Multi-family: a retail customer/account consisting of more than two residential customers served by a common meter(s) any property with three (3) or more units served by a common meter that is used solely and entirely for residential purposes, including amenities

ATTACHMENT E

MIAMI-DADE WATER AND SEWER DEPARTMENT SCHEDULE OF RATES

MIXED-USE BUILDINGS

WASTEWATER DISPOSAL <u>Monthly</u>	<u>Effective</u> <u>October 1, 2022</u>	<u>Proposed</u> <u>October 1, 2023</u>
Base Facility Charge: based on water meter size; applied per billing unit	Monthly Charge	
5/8" to 1.5" plus 2,244 gallons (3ccf)	\$11.84	<u>\$12.31</u>
2" plus 2,244 gallons (3ccf)	\$14.23	<u>\$14.80</u>
3" plus 2,244 gallons (3ccf)	\$21.79	<u>\$22.66</u>
4" to 6" plus 2,244 gallons (3ccf)	\$23.55	<u>\$24.49</u>
8" plus 2,244 gallons (3ccf)	\$25.33	<u>\$26.34</u>
10" plus 2,244 gallons (3ccf)	\$26.21	<u>\$27.26</u>
Flow Rate All Usage Per Billing Unit:	Monthly Charge	
Usage per 100 cubic feet (ccf): 4 ccf and over	\$7.1581	<u>\$7.4444</u>
Usage per 1,000 gallons: 2,245 gallons and over	\$9.5696	<u>\$9.9524</u>
<u>Quarterly</u>		
Base Facility Charge: based on water meter size; applied per billing unit	Quarterly Charge	
5/8" to 1.5" plus 6,732 gallons (9ccf)	\$35.52	<u>\$36.93</u>
2" plus 6,732 gallons (9ccf)	\$42.69	<u>\$44.40</u>
3" plus 6,732 gallons (9ccf)	\$65.37	<u>\$67.98</u>
4" to 6" plus 6,732 gallons (9ccf)	\$70.65	<u>\$73.47</u>
8" plus 6,732 gallons (9ccf)	\$75.99	<u>\$79.02</u>
10" plus 6,732 gallons (9ccf)	\$78.63	<u>\$81.78</u>
Flow Rate All Usage Per Billing Unit:	Quarterly Charge	
Usage per 100 cubic feet (ccf): 10 ccf and over	\$7.1581	<u>\$7.4444</u>
Usage per 1,000 gallons: 6,733 gallons and over	\$9.5696	<u>\$9.9524</u>

Note: 100 cubic feet (ccf) equals 748 gallons

MIXED USE: a retail customer/account any property consisting of more than two residential dwellings and non-residential activities served by a common meter in which permit application was submitted prior to October 1, 2016 (Ordinance No. 16-107)

BILLING UNIT: each residential unit within a mixed-use building shall be treated as one billing unit. All non-residential units within a mixed-use building shall collectively be treated as one billing unit.

ATTACHMENT E

MIAMI-DADE WATER AND SEWER DEPARTMENT SCHEDULE OF RATES

NON-RESIDENTIAL CUSTOMER

WASTEWATER DISPOSAL <u>Monthly</u>	<u>Effective</u> <u>October 1, 2022</u>	<u>Proposed</u> <u>October 1, 2023</u>
Base Facility Charge based on water meter size	Monthly Charge	
5/8"	\$5.50	<u>\$5.72</u>
1"	\$20.44	<u>\$21.26</u>
1.5"	\$40.88	<u>\$42.52</u>
2"	\$65.42	<u>\$68.04</u>
3"	\$130.80	<u>\$136.03</u>
4"	\$204.39	<u>\$212.57</u>
6"	\$408.81	<u>\$425.16</u>
8"	\$654.08	<u>\$680.24</u>
10"	\$940.23	<u>\$977.84</u>
12"	\$1,757.84	<u>\$1,828.15</u>
14"	\$3,270.40	<u>\$3,401.22</u>
16"	\$4,496.81	<u>\$4,676.68</u>
20"	\$7,015.83	<u>\$7,296.46</u>
24"	\$10,107.89	<u>\$10,512.21</u>
Flow Rate All Usage:	Monthly Charge	
Usage per 100 cubic feet (ccf):		
0 to 3 ccf	\$1.5472	<u>\$1.6091</u>
4 ccf and over	\$7.3257	<u>\$7.6187</u>
Usage per 1,000 gallons:		
0 to 2,244 gallons	\$2.0684	<u>\$2.1511</u>
2,245 gallons and over	\$9.7937	<u>\$10.1854</u>

Note: 100 cubic feet (ccf) equals 748 gallons

Non-Residential: ~~a retail customer/account consisting of business, commercial, industrial use, or any combination thereof, including dewatering~~
any single unit, duplex with at least one commercial unit, or multi-unit property used for commercial purposes, including dewatering.

ATTACHMENT E

MIAMI-DADE WATER AND SEWER DEPARTMENT SCHEDULE OF RATES

NON-RESIDENTIAL CUSTOMER

WASTEWATER DISPOSAL	<u>Effective</u>	<u>Proposed</u>
<u>Quarterly</u>	<u>October 1, 2022</u>	<u>October 1, 2023</u>
Base Facility Charge: based on water meter size	Quarterly Charge	
5/8"	\$16.50	<u>\$17.16</u>
1"	\$61.32	<u>\$63.78</u>
1.5"	\$122.64	<u>\$127.56</u>
2"	\$196.26	<u>\$204.12</u>
3"	\$392.40	<u>\$408.09</u>
4"	\$613.17	<u>\$637.71</u>
6"	\$1,226.43	<u>\$1,275.48</u>
8"	\$1,962.24	<u>\$2,040.72</u>
10"	\$2,820.69	<u>\$2,933.52</u>
12"	\$5,273.52	<u>\$5,484.45</u>
14"	\$9,811.20	<u>\$10,203.66</u>
16"	\$13,490.43	<u>\$14,030.04</u>
20"	\$21,047.49	<u>\$21,889.38</u>
24"	\$30,323.67	<u>\$31,536.63</u>
Flow Rate All Usage:	Quarterly Charge	
Usage per 100 cubic feet (ccf):		
0 to 9 ccf	\$1.5472	<u>\$1.6091</u>
10 ccf and over	\$7.3257	<u>\$7.6187</u>
Usage per 1,000 gallons:		
0 to 6,732 gallons	\$2.0684	<u>\$2.1511</u>
6,733 gallons and over	\$9.7937	<u>\$10.1854</u>

Note: 100 cubic feet (ccf) equals 748 gallons

Non-Residential: a retail customer/account consisting of business, commercial, industrial use, or any combination thereof, including dewatering
any single unit, duplex with at least one commercial unit, or multi-unit property used for commercial purposes, including dewatering.

ATTACHMENT E

MIAMI-DADE WATER AND SEWER DEPARTMENT SCHEDULE OF RATES

WHOLESALE CUSTOMERS

	<u>Effective</u> <u>October 1, 2022</u>	<u>Proposed</u> <u>October 1, 2023</u>
WATER		
Wholesale Customers:		
Flow Rate Per 1,000 gallons	\$1.9273	<u>\$2.1130</u>
 WASTEWATER		
Rates for Wet Season (May 1 to October 31 Annually)		
Flow Rate Per 1,000 gallons	\$4.2100	<u>\$4.4341</u>
Rates for Dry Season (November 1 to April 30 Annually)		
Flow Rate Per 1,000 gallons	\$3.2744	<u>\$3.4487</u>

ATTACHMENT E

MIAMI-DADE WATER AND SEWER DEPARTMENT SCHEDULE OF RATES

RESIDENTIAL, MULTI-FAMILY DWELLINGS, MIXED-USE BUILDINGS, AND NON-RESIDENTIAL CUSTOMERS

WATER	<u>Effective</u> <u>October 1, 2022</u>	<u>Proposed</u> <u>October 1, 2023</u>
Miami-Dade County (MDC) Water Conservation Surcharge:		
<i>Note: † During South Florida Water Management District (SFWMD) water restrictions, flow usage rate of the fourth tier will be priced as follows †:</i>		
<u>RESIDENTIAL</u>		
Usage Flows Starting on 4th Rate Block per 100 cubic feet (ccf):		
Permanent or Phase I of Water Restrictions Imposed by (SFWMD)	\$8.6910	\$9.0386
Phase II of Water Restrictions Imposed by (SFWMD)	\$10.4292	\$10.8464
Phase III of Water Restrictions Imposed by (SFWMD)	\$12.1674	\$12.6541
Phase IV of Water Restrictions Imposed by (SFWMD)	\$13.9056	\$14.4618
Usage Flows Starting on 4th Rate Block per 1,000 gallons (gal):		
Permanent or Phase I of Water Restrictions Imposed by (SFWMD)	\$11.6190	\$12.0838
Phase II of Water Restrictions Imposed by (SFWMD)	\$13.9428	\$14.5005
Phase III of Water Restrictions Imposed by (SFWMD)	\$16.2666	\$16.9173
Phase IV of Water Restrictions Imposed by (SFWMD)	\$18.5904	\$19.3340
<u>MULTI-FAMILY DWELLINGS AND MIXED-USE BUILDINGS</u>		
Usage Flows Starting on 4th Rate Block per 100 cubic feet (ccf):		
Permanent or Phase I of Water Restrictions Imposed by (SFWMD)	\$4.6119	\$4.7964
Phase II of Water Restrictions Imposed by (SFWMD)	\$5.5343	\$5.7557
Phase III of Water Restrictions Imposed by (SFWMD)	\$6.4567	\$6.7150
Phase IV of Water Restrictions Imposed by (SFWMD)	\$7.3791	\$7.6743
Usage Flows Starting on 4th Rate Block per 1,000 gallons (gal):		
Permanent or Phase I of Water Restrictions Imposed by (SFWMD)	\$6.1657	\$6.4123
Phase II of Water Restrictions Imposed by (SFWMD)	\$7.3988	\$7.6948
Phase III of Water Restrictions Imposed by (SFWMD)	\$8.6320	\$8.9773
Phase IV of Water Restrictions Imposed by (SFWMD)	\$9.8651	\$10.2597
<u>NON-RESIDENTIAL</u>		
Usage Flows Starting on 4th Rate Block per 100 cubic feet (ccf):		
Permanent or Phase I of Water Restrictions Imposed by (SFWMD)	\$9.1412	\$9.5068
Phase II of Water Restrictions Imposed by (SFWMD)	\$10.9695	\$11.4083
Phase III of Water Restrictions Imposed by (SFWMD)	\$12.7978	\$13.3097
Phase IV of Water Restrictions Imposed by (SFWMD)	\$14.6259	\$15.2110
Usage Flows Starting on 4th Rate Block per 1,000 gallons (gal):		
Permanent or Phase I of Water Restrictions Imposed by (SFWMD)	\$12.2209	\$12.7097
Phase II of Water Restrictions Imposed by (SFWMD)	\$14.6651	\$15.2517
Phase III of Water Restrictions Imposed by (SFWMD)	\$17.1093	\$17.7937
Phase IV of Water Restrictions Imposed by (SFWMD)	\$19.5534	\$20.3355
Miami Springs System Improvement Surcharge	22.58%	22.58%
WASTEWATER		
Miami Springs System Improvement Surcharge	45.27%	45.27%

ATTACHMENT E

MIAMI-DADE WATER AND SEWER DEPARTMENT SCHEDULE OF WATER FEES AND CHARGES

WATER

Effective
October 1, 2022

Proposed
October 1, 2023

1. Oversizing Credits

Pipe Size	Credit Per Linear Foot	Credit Per Each Butterfly Valve	Credit Per Linear Foot	Credit Per Each Butterfly Valve
8" to 12"	(\$9.00)	(\$470.00)	<u>(\$27.00)</u>	<u>(\$500.00)</u>
8" to 16"	(\$19.00)	(\$3,197.00)	<u>(\$62.00)</u>	<u>(\$2,500.00)</u>
8" to 20"	(\$31.00)	(\$7,415.00)	<u>(\$117.00)</u>	<u>(\$12,000.00)</u>
8" to 24"	(\$44.00)	(\$8,256.00)	<u>(\$197.00)</u>	<u>(\$13,800.00)</u>
8" to 30"	(\$81.00)	(\$19,722.00)	<u>(\$237.00)</u>	<u>(\$93,800.00)</u>
8" to 36"	(\$93.00)	(\$24,742.00)	<u>(\$267.00)</u>	<u>(\$113,800.00)</u>
12" to 16"	(\$11.00)	(\$2,728.00)	<u>(\$35.00)</u>	<u>(\$2,000.00)</u>
12" to 20"	(\$23.00)	(\$6,946.00)	<u>(\$90.00)</u>	<u>(\$11,500.00)</u>
12" to 24"	(\$36.00)	(\$7,787.00)	<u>(\$170.00)</u>	<u>(\$13,400.00)</u>
12" to 30"	(\$61.00)	(\$19,253.00)	<u>(\$210.00)</u>	<u>(\$93,400.00)</u>
12" to 36"	(\$84.00)	(\$24,273.00)	<u>(\$240.00)</u>	<u>(\$113,400.00)</u>

**2. Developer Payment/Credit for New Water Service Installation for Existing Property Use;
Additional Service Program (ASP)**

Pipe Size		
1" (single service)	(\$1,800.00)	<u>(\$2,000.00)</u>
1" (dual service)	(\$1,800.00)	<u>(\$2,500.00)</u>
2" (single service)	(\$2,500.00)	<u>(\$3,000.00)</u>

3. Water Allocation Certification

Initial Certification	\$90.00	\$90.00
Re-Certification	\$30.00	\$30.00

4. Construction Connection Charge

Pipe Size	Rate Per Front Foot	Rate Per Front Foot
8"	\$30.00	<u>\$110.00</u>
12" (12-inch base size only)	\$35.00	<u>\$137.00</u>
16" (16-inch base size only)	\$42.00	<u>\$172.00</u>

5. Service Installation Fees

Service Installation Application Request - Processing Fee \$250.00

Service Size

1" (5/8" meter-twin off or second meter in existing dual box)	\$850.00	\$850.00
1" (single - 5/8" or 1" meter)	\$1,200.00	\$1,200.00
1" (dual - two 5/8" meters)	\$1,700.00	\$1,700.00
2" (single - 2" meter)	\$2,500.00	\$2,500.00
Greater than 2"	Actual Cost	Actual Cost

NOTE: The above fees will apply for all typical service installations. However, the Department reserves the right to charge its actual costs for atypical service installation. Additional estimates will be required for paving and restoration.

ATTACHMENT E

MIAMI-DADE WATER AND SEWER DEPARTMENT SCHEDULE OF WATER FEES AND CHARGES

WATER	<u>Effective</u> <u>October 1, 2022</u>	<u>Proposed</u> <u>October 1, 2023</u>		
6. Floating / Temporary Portable Meter Guarantee Deposit				
Meter Size				
1"	\$1,500.00	\$1,500.00		
2" and Above	\$2,500.00	\$2,500.00		
<u>NOTE:</u> The above deposits do not earn simple interest.				
7. Fire Protection Water Service Rates	Monthly	Quarterly	Monthly	Quarterly
Size of Fire Line Connection				
2"	\$2.25	\$6.75	\$2.25	\$6.75
3"	\$4.00	\$12.00	\$4.00	\$12.00
4"	\$7.00	\$21.00	\$7.00	\$21.00
6"	\$11.50	\$34.50	\$11.50	\$34.50
8"	\$15.00	\$45.00	\$15.00	\$45.00
10"	\$23.00	\$69.00	\$23.00	\$69.00
12"	\$30.00	\$90.00	\$30.00	\$90.00
8. Fire Hydrant Service Charge				
Per month		\$0.80		\$0.80
Per quarter		\$2.40		\$2.40
9. Connection Charge Rate				
Per average daily gallon		\$1.39		\$1.39
10. Basic Customer Service Fees				
A. Deposit				
Residential-based on customer's credit analysis and payment history		\$0.00 to \$100.00		\$0.00 to \$100.00
Commercial - monthly	Amount based on 2.5 times the anticipated monthly billing with a minimum charge of \$50.00		Amount based on 2.5 times the anticipated monthly billing with a minimum charge of \$50.00	
Commercial - quarterly	Amount based on 1.5 times the anticipated quarterly billing with a minimum charge of \$50.00		Amount based on 1.5 times the anticipated quarterly billing with a minimum charge of \$50.00	
B. Charge for opening or transferring an account on billing system		\$10.00		\$10.00
C. Additional charge if a field visit is required to connect the water meter or obtain a water meter reading.		\$35.00		\$35.00

ATTACHMENT E

MIAMI-DADE WATER AND SEWER DEPARTMENT SCHEDULE OF WATER FEES AND CHARGES

WATER	<u>Effective</u> <u>October 1, 2022</u>	<u>Proposed</u> <u>October 1, 2023</u>
11. Other Service Fees		
A. Office investigation of a delinquent account resulting from:		
Active meter violation	\$30.00	\$30.00
Returned payment (check, draft, or other order for the payment of money) (F.S. 2005 - 125.0105, 832.08(5)):		
If face value of payment does not exceed \$50.00	\$25.00	\$25.00
If face value of payment exceeds \$50.00 but does not exceed \$300.00	\$30.00	\$30.00
If face value of payment exceeds \$300.00 (or 5% of the face amount of payment, whichever is greater)	\$40.00	\$40.00 (or 5% of the face amount of payment, whichever is greater)
B. Field visit to collect a payment or deposit or to discontinue water service by cutting or locking service or removing meter and plugging service	\$20.00	\$20.00
C. Field visit to reconnect a cut-off or locked service or to reinstall a meter	\$35.00	\$35.00
D. Field visit after initial attempt to read meter, disconnect service, or to inspect backflow prevention device required due to denied access	\$50.00	\$50.00
E. Penalty for failure to provide a meter reading or a meter for inspection as required for floating/ temporary portable meters (construction meters)	\$150.00	\$150.00
F. Customer-requested high bill investigation, which does not meet established criteria	\$20.00	\$20.00
G. Charges the Department incurs on behalf of the customer, which shall be passed on to the customer	\$5.00 (minimum charge)	\$5.00 (minimum charge)
H. Field visit to inspect/verify repairs related to underground leak credits	\$30.00	\$30.00
I. Field visit to check a meter reading or pool credit reading (for each visit)	\$12.50	\$12.50
J. Administrative Hearing Charged even if customer fails to appear at hearing and fails to cancel more than seven (7) days before hearing date	\$75.00	\$75.00
12. Customer Requested Submeter Installation		
To cover cost of field inspections, approvals and clerical expenses for establishing future billings	\$50.00	\$50.00

ATTACHMENT E

MIAMI-DADE WATER AND SEWER DEPARTMENT SCHEDULE OF WATER FEES AND CHARGES

WATER	<u>Effective</u> <u>October 1, 2022</u>	<u>Proposed</u> <u>October 1, 2023</u>
13. Pipe Tapping Charges		
Tap Size		
4"	\$520.00	\$520.00
6"	\$530.00	\$530.00
8"	\$600.00	\$600.00
12"	\$785.00	\$785.00
16"	\$1,555.00	\$1,555.00
20"	\$1,885.00	\$1,885.00
Overtime Charge	\$105.00	\$105.00
 NOTE: There will be a \$205.00 charge if Department personnel arrive on a job site and are unable to perform the tapping operation because the contractor has not fulfilled its obligations specified in the Rules and Regulations. No materials shall be furnished by the Department for installation under the prices listed above.		
 14. Tailpiece Charge		
Tailpiece Size		
3/4"	\$40.00	\$40.00
1"	\$75.00	\$75.00
2"	\$180.00	\$180.00
 15. Certified Meter Test Charge		
In-House Testing		
5/8" and 1" Meters	\$50.00	\$50.00
1 1/2" and 2" Meters	\$85.00	\$85.00
 On-Site Testing		
3" through 10" Meters	\$200.00	\$200.00
 Third Party Vendor Testing		
5/8" and 1" Meters	\$90.00	\$90.00
1 1/2" and 2" Meters	\$160.00	\$160.00
 16. Municipal Excise Tax on Water Bills		
	As required by local ordinances, the Department will impose an excise tax on retail sales of water. Exempt from this tax are governmental agencies, houses of public worship and certain consulates.	As required by local ordinances, the Department will impose an excise tax on retail sales of water. Exempt from this tax are governmental agencies, houses of public worship and certain consulates.
 17. Permit Fee(s)		
	As charged to the Department by various governmental agencies.	As charged to the Department by various governmental agencies.
 18. Premise Location Certificate		
To obtain notification of any actual or potential lien amount attached to a premise location fee per premise address:		
Water & Sewer		
A. Regular premise location certificate	\$10.00	\$10.00
B. 24-hour premise location certificate	\$20.00	\$20.00

ATTACHMENT E

MIAMI-DADE WATER AND SEWER DEPARTMENT SCHEDULE OF WATER FEES AND CHARGES

WATER	<u>Effective</u> <u>October 1, 2022</u>	<u>Proposed</u> <u>October 1, 2023</u>
<u>19. Preliminary Water and/or Sewer Information Form</u>		
<u>Preliminary review of a proposed development to determine potential water and/or sewer improvement requirements.</u>		<u>\$35.00</u>
 <u>20. Plans Review and Inspection Fees</u>		
A. <u>Water Plans Review - One time upfront fee to go towards processing fees</u>		<u>\$55.00</u>
B. <u>Water & Sewer Plans Review - One time upfront fee to go towards processing fees</u>		<u>\$110.00</u>
A-C. <u>Firelines/Services</u>	\$55.00	\$55.00
B-D. <u>Water Main Extensions</u>		
Up to 500 ft.	\$300.00	\$300.00
501 ft. to 2,000 ft.	\$350.00	\$350.00
Greater than 2,000 ft.	\$450.00	\$450.00
	plus \$0.18 per ft >2,000 ft	plus \$0.18 per ft >2,000 ft
E. <u>Each rework of Plans Review items above A and B, C and D.</u>	<u>\$106.59</u>	<u>\$220.00</u>
Renewal of expired approval and revisions (One year or more after original approval)	Same as original fee	Same as original fee
 <u>NOTE:</u> Plans review <u>processing</u> fees entitle the applicant to an initial plans review and one final review. Processing fees <u>are</u> for the review and approval of plans <u>to WASD standards for code compliance</u> regarding water extension projects, including firelines.		
<u>Single period, two-year extension of approval for qualifying projects pursuant to Ordinance # 11-60</u>	\$79.00	\$79.00
 <u>21. Expedited Plans Review Fees for Water and/or Sewer</u>		
<u>First Sheet</u>		<u>\$560.00</u>
<u>Each Additional Sheet</u>		<u>\$280.00</u>
 <u>Expedited Plans Review Rework Fees for Water and/or Sewer</u>		
<u>First Sheet</u>		<u>\$560.00</u>
<u>Each Additional Sheet</u>		<u>\$280.00</u>
 <u>NOTE:</u> <u>Expedited Plans Review Fees are in addition to processing review fees. Requests for expedited services and the associated fee noted in any sections of this implementing order are subject to the availability of requisite plan review staff. Expedited Plans Review is not available for projects over 40 pages. Expedited requests are only available during the 1st submittal or 2nd submittal rework. If the expedited mode is triggered, then the Expedited Plans Review Rework Fees will apply to all subsequent submittals until completion.</u>		
 <u>22. As-Built Review Fees</u>		
<u>Review and approval of As-Built plans for survey standards, regulatory compliance, plan adherence, and GIS compatibility.</u>		
<u>Water - 3 sheets or less (Initial and second review included)</u>		<u>\$210.00</u>
<u>Water - 4 sheets or greater (Initial and second review included)</u>		<u>\$420.00</u>
<u>Each Rework of As-Built (beyond second review)</u>		<u>\$220.00</u>

ATTACHMENT E

MIAMI-DADE WATER AND SEWER DEPARTMENT SCHEDULE OF WATER FEES AND CHARGES

WATER	<u>Effective</u> <u>October 1, 2022</u>	<u>Proposed</u> <u>October 1, 2023</u>
<u>23.-20. Laboratory Fees for Drinking Water Tests</u>		
Per Sample (<i>Excludes Sample Collection</i>)		
Bacteriology (Membrane Filter)	\$15.00	\$15.00
Bacteriology (Membrane Filter) - <i>After Hours</i>		
<i>Charge to Wholesale Customers</i>	\$40.00	\$40.00
Color	\$10.00	\$10.00
Fluoride	\$20.00	\$20.00
Lead/Copper	\$50.00	\$50.00
Trihalomethanes	\$50.00	\$50.00
Water Quality Parameters	\$60.00	\$60.00
Volatile Organic Contaminants	\$75.00	\$75.00
Nitrate	\$10.00	\$10.00
Nitrite	\$10.00	\$10.00
Alkalinity	\$8.00	\$8.00
Chloride	\$8.00	\$8.00
Calcium	\$6.00	\$6.00
Hardness	\$8.00	\$8.00
Conductivity	\$4.00	\$4.00
Total Dissolved Solids (TDS)	\$6.00	\$6.00
Turbidity	\$8.00	\$8.00
Chlorine Residual	\$10.00	\$10.00
Ammonia - Nitrogen	\$10.00	\$10.00
Dissolved Oxygen	\$6.00	\$6.00
Total Phosphorous	\$10.00	\$10.00
Ortho Phosphate	\$10.00	\$10.00
pH	\$4.00	\$4.00
Sulfate	\$16.00	\$16.00
Total Organic Carbon	\$16.00	\$16.00
Marble	\$25.00	\$25.00
Sodium	\$18.00	\$18.00
Sample Collection Fee		
Per water sample	\$25.00	\$25.00
<u>NOTE:</u> Fee charged for Department's laboratory sample collection services		
<u>24.-21. Payment for Collection of Lead/Copper Water Test at Customer Tap</u>		
Payment for collection of sample	(\$50.00)	(\$50.00)
<u>NOTE:</u> Payment by Department to customers in established pool of homes who participate in sample collection for compliance with EPA Lead and Copper Rule (LCR).		
<u>25.-22. Release of Easement Fees</u>		
A. Release of platted easement rights	\$250.00	\$250.00
B. Conditional consent letter for permission to use easement until required by Department	\$50.00	\$50.00
C. All other release requests	\$500.00	\$500.00

ATTACHMENT E

MIAMI-DADE WATER AND SEWER DEPARTMENT SCHEDULE OF WATER FEES AND CHARGES

WATER	<u>Effective</u> <u>October 1, 2022</u>	<u>Proposed</u> <u>October 1, 2023</u>
<u>26.-23. Completion of Water and Sewer Verification Form/Ordinance Letter/UAE Fees</u>		
<i>(See Table 2 1 - Types of Land Uses)</i>		
<i>(See Section 24-43.1(5) of the Miami-Dade County Code)</i>		
Water Only		
A. Residential (R-A)	\$30.00	\$30.00
B. Multi-family residential (R-B)	\$75.00	\$75.00
C. Non-residential (NR)	\$75.00	\$75.00
Water & Sewer		
A. Residential (R-A)	\$60.00	\$60.00
B. Multi-family residential (R-B)	\$150.00	\$150.00
C. Non-residential (NR)	\$150.00	\$150.00
<u>Note:</u> At the Department's Discretion, the Utilities Analysis Evaluation (UAE) form may be used in lieu of a Verification Form.		
* No additional process fee will apply to obtain "verification forms" after execution of agreement		
* Single period, two year extension of approval for qualifying projects pursuant to Ordinance # 11-60	\$79.00	\$79.00
24. Water and Sewer Ordinance Letter		
Water Only		
A. Residential	\$30.00	\$30.00
B. Commercial	\$75.00	\$75.00
Water & Sewer		
A. Residential	\$60.00	\$60.00
B. Commercial	\$150.00	\$150.00
<u>27. Certificate of Use (CU) Upfront Fee</u>		
<i>(See Table 1 - Types of Land Uses)</i>		
<u>Utilities Analysis Evaluation (UAE) Form</u>		<u>\$75.00</u>
<u>28.-25. Review and Release of Recorded Document Fees (Other Than Easements)</u>		
<i>(covenants, unities of title, service agreements, warranty deeds)</i>		
A. Water only	\$100.00	\$100.00
B. Water & Sewer	\$150.00	\$150.00
<u>29.-26. Completion of Service Feasibility Questionnaire Fee</u>		
	\$25.00	\$25.00
<u>30.-27. Preparation of Service Agreement, Assignment, and Addendum Fees *</u>		
Water Only		
Residential, multi-family and commercial use	\$100.00	<u>\$200.00</u>
Water & Sewer		
Residential, multi-family and commercial use	\$200.00	<u>\$400.00</u>
* No additional process fee will apply to obtain "verification forms" after execution of agreement		
* Single period, two year extension of approval for qualifying projects pursuant to Ordinance # 11-60	\$79.00	\$79.00

ATTACHMENT E

MIAMI-DADE WATER AND SEWER DEPARTMENT SCHEDULE OF WATER FEES AND CHARGES

WATER	<u>Effective</u> <u>October 1, 2022</u>	<u>Proposed</u> <u>October 1, 2023</u>
<u>31-28. Preparation of Letter of Availability Fees</u>		
A. Water only	\$50.00	\$50.00
B. Water & Sewer	\$100.00	\$100.00
<u>32-29. Other Recordable Legal Document Fees</u> <u>(Covenants, Unities of Title, Satisfaction, Indemnification and Hold Harmless, etc.)</u>		
A. Preparation of covenant		
1. A. Water only	\$25.00	\$25.00
2. B. Water & Sewer	\$50.00	\$50.00
B. Preparation of unity of title		
1. Water only	\$25.00	\$25.00
2. Water & Sewer	\$50.00	\$50.00
<u>33-30. Environmental Quality Control Board (EQCB)</u>		
Letter Preparation Fees		
A. Water only	\$35.00	\$35.00
B. Water & Sewer	\$70.00	\$70.00
<u>34-31. Review of Shop Drawings Fee</u>		
Per shop drawing	\$60.00	\$60.00
<u>Note:</u> Fee charged for the review of shop drawings for Department compliance regarding water valve fittings and taps.		
<u>35-32. Blueline Prints Requested From As-Builts Fee <u>As-Builts or Sample Approved Plans Request Fee</u></u>		
Fee per <u>sheet</u> blueline print	\$5.00	<u>\$10.00</u>
<u>36. Atlas Page Request Fee</u>		
<u>Fee per sheet</u>		<u>\$5.00</u>
<u>37-33. Design and Construction Standard Specifications and Details Publication Fee</u>		
Per publication	\$50.00	\$50.00
<u>38-34. Verification of Underground Water and Sewer Infrastructure Horizontal Location Fee</u>		
Per 100 Linear Feet	\$50.00	\$50.00
Additional Linear Foot	\$0.50	\$0.50
<u>Note:</u> {verification of horizontal location of underground infrastructure as shown on As-Builts}		

ATTACHMENT E

MIAMI-DADE WATER AND SEWER DEPARTMENT SCHEDULE OF WATER FEES AND CHARGES

WATER	<u>Effective</u> <u>October 1, 2022</u>	<u>Proposed</u> <u>October 1, 2023</u>
<u>39-35. Safety and Rescue Training Course Fees</u>		
Water & Sewer		
A. Confined space entry (24 hours)	\$450.00	\$450.00
B. Hazardous material technician and incident command class (40 hours)	\$550.00	\$550.00
C. Hazwoper training (40 hours)	\$550.00	\$550.00
D. Air monitoring (16 hours)	\$150.00	\$150.00
E. Excavation safety (Trenching & shoring, 16 hours)	\$250.00	\$250.00
F. Fall protection/scaffolding (16 hours)	\$250.00	\$250.00
G. Electrical safety (16 hours)	\$500.00	\$500.00
H. Respiratory protection (40 hours)	\$450.00	\$450.00
 <u>Note:</u> The revenues from the above course fees are allocated to the water and wastewater funds.		
 <u>40-36. Floating Meters/Temporary Portable Meters/ Damaged/Cleaning Fees</u>		
Meter Size		
1"	\$72.00	\$72.00
2"	\$125.00	\$125.00
3" and above	\$140.00	\$140.00
 <u>41-37. Floating Meters/Temporary Portable Meters</u>		
Charge to read a floating meter in the field.	\$50.00	\$50.00
 <u>42-38. Preparation of GIS Adhoc Maps and/or Data Fees</u>		
Per hour (minimum one hour)	\$65.00	\$65.00
Additional copies of the same map-per copy	\$25.00	\$25.00
 <u>43-39. Detecto Meters</u>		
Per 100 cubic feet	\$7.3130	<u>\$7.6055</u>
Per 1,000 gallons	\$9.7767	<u>\$10.1678</u>

ATTACHMENT E

MIAMI-DADE WATER AND SEWER DEPARTMENT SCHEDULE OF WATER FEES AND CHARGES

WATER	<u>Effective</u> <u>October 1, 2022</u>	<u>Proposed</u> <u>October 1, 2023</u>
<u>44.-40. Security Fees</u>		
A. Fee for Issuance of Initial Identification Card Per person	\$60.00	\$60.00
Fee charged for background check and processing costs for identification card and transponder issued to persons having access to Department facilities. (Consultants, Contractors, Non-Water and Sewer Department Staff)		
B. Fee for Renewal of Expired Identification Card (one year from date of issuance) (Consultants, Contractors, Non-Water and Sewer Department Staff) Per person	\$55.00	\$55.00
C. Fee for Replacement of Identification Card (card lost, stolen, etc.) Per person	\$15.00	\$15.00
<u>45.-41. Subscription Fee to Access Customer Care and Billing System (CCB)</u>		
Fee per user	\$6,300.00	\$6,300.00
<u>Note:</u> Annual fee charged to title and lien companies to provide access to the Department's Customer Care and Billing System (CCB) via the Internet for Premise Lien Certificates (PLC).		
<u>46.-42. Delinquent account notification service for rental property</u>		
One-time initial set-up fee per account	\$30.00	\$30.00
Annual Fee per Monthly Account	\$60.00	\$60.00
Annual Fee per Quarterly Account	\$50.00	\$50.00
<u>Note:</u> Subscribers to this service shall pay in advance		
<u>47.-43. Cut For Non-Payment (CONP)</u>		
Third Attempt Water Meter Removal Charge	\$250.00	\$250.00
<u>Note:</u> Fee charged to customers who fail to provide access to water meter on two previous attempts to collect or lock service for non-payment.		
<u>48.-44. Developer Repayment Fee</u>		
To cover administrative costs for collection and repayment of construction connection charges collected from connecting and/or abutting properties in behalf of developers who constructed the facilities.	2.5% of gross repayment	2.5% of gross repayment
<u>49.-45. Unauthorized Usage of Water on Fire Lines</u>		
Daily penalty charge against fire line accounts for allowing unauthorized usage or waste of water.	\$100.00 per day	\$100.00 per day

ATTACHMENT E

MIAMI-DADE WATER AND SEWER DEPARTMENT SCHEDULE OF WATER FEES AND CHARGES

WATER	<u>Effective</u> <u>October 1, 2022</u>	<u>Proposed</u> <u>October 1, 2023</u>
--------------	--	---

50.-46. General & Administrative (G&A) Overhead (OH) Rate

Rate charged to offset general and administrative costs related to work performed by the Department due to request, damage (billable job orders) or contractual agreement.	10.6% of total cost	10.6% of total cost
--	---------------------	---------------------

51.-47. Pipeline Installation Contributions

Pipe Size	<u>Rate Per Linear Foot</u>	<u>Rate Per Linear Foot</u>
8"	\$42.00	\$42.00
12"	\$46.00	\$46.00

Note: Contributory payments by developers of certain development projects as indicated by Section 2.04(2c) of the Rules and Regulations.

52.-48. After-Hours Construction Inspections Activity Fees

Per hour rate charged for work outside the specified work hours - weekends, nights and holidays for contractors with special requirements or deadlines for construction.	\$90.00 per hour	\$90.00 per hour
--	------------------	------------------

53.-49. Water Meter Installation Fees

These fees are for the installation of the water meter(s) only. All new water services must be installed in accordance with the appropriate Water & Sewer Department Standard Detail, prior to the installation of the water meters.

The Department reserves the right to install the appropriate sized meter, if a service is deemed to be oversized for a specific premise, as long as an adequate amount of flow is provided.

Fee for installing initial water meter for new customer

Service Size (Section 45) :

3/4" or 5/8"	\$145.00	\$145.00
1"	\$195.00	\$195.00
2"	\$1,350.00	\$1,350.00
4" (with 2 - 2" meters)	\$2,665.00	\$2,665.00
4" Turbo	\$4,075.00	\$4,075.00
6" Turbo	\$6,145.00	\$6,145.00
6" x 4" Turbo	\$7,475.00	\$7,475.00
8" Turbo	\$9,380.00	\$9,380.00
8" x 4" Turbo	\$10,740.00	\$10,740.00
10" Turbo	\$11,770.00	\$11,770.00
10" x 4" Turbo	\$13,130.00	\$13,130.00

Note: All other sizes and/or configurations will be charged at actual cost.

ATTACHMENT E

MIAMI-DADE WATER AND SEWER DEPARTMENT SCHEDULE OF WATER FEES AND CHARGES

WATER	<u>Effective</u> <u>October 1, 2022</u>	<u>Proposed</u> <u>October 1, 2023</u>
<u>54. 50. Return Field Visit to Set Meter After Failed Meter Installation</u>		
Fee for return field visit to set meter after initial installation was not up to Department standards.		
Service Size:		
5/8" to 1"	\$35.00	\$35.00
2" to 10"	\$55.00	\$55.00
<u>55. 51. Rental of Light Towers</u>	\$505.00 per tower per day	\$505.00 per tower per day
<u>56. 52. Surcharge for After- Hours Initial Meter Installation</u>		
Service Size:		
3/4" to 1" Service	\$385.00	\$385.00
2" to 4" Service	\$675.00	\$675.00
6" to 10" Service	\$1,015.00	\$1,015.00
<u>57. 53. Curb Stop Replacement for Initial Meter Installation</u>	\$165.00	\$165.00
<u>58. 54. Backflow Preventer Test and Non-Compliant Certification Fee</u>	\$250.00	\$250.00
Note: Charged to customers that fail to comply with the annually required backflow preventer testing; customer will receive two notices before a contractor is hired to perform testing and fee is charged.		
<u>59. Cross-Connection Control Testing Fees</u>		
<u>Backflow preventers required annual testing charge</u>		
<u>Domestic Device</u>		<u>\$75.00</u>
<u>Fire Lines</u>		<u>\$150.00</u>
<u>60. 55. Backflow Preventer Assembly Test Report Submission</u>	\$5.00	\$5.00
Note: Processing test report submitted by private tester		
<u>61. 56. Construction Contract Documents</u>		
A. Contract Documents on a CD or DVD (cost per CD/DVD)	\$20.00	\$20.00
B. Contract Documents without Full-Sized Plan Sheets	\$25.00	\$25.00
C. Contract Documents with Engineer's Estimate up to \$500,000	\$25.00	\$25.00
D. Contract Documents for Projects bidding via Miscellaneous Construction Contracts (MCC) with Engineer's Estimate greater than \$500,000 but less than \$5 million.	\$40.00	\$40.00
E. Contract Documents for Projects not bidding via Miscellaneous Construction Contracts (MCC) with Engineer's Estimate, as follows:		
1. Greater than \$500,000, but up to \$5 million	\$50.00	\$50.00
2. Greater than \$5 million, but up to \$10 million	\$75.00	\$75.00
3. Greater than \$10 million, but up to \$20 million	\$100.00	\$100.00
4. Greater than \$20 million, but up to \$50 million	\$150.00	\$150.00
5. Greater than \$50 million, but up to \$100 million	\$250.00	\$250.00
6. Greater than or equal to \$100 million	\$350.00	\$350.00

ATTACHMENT E

MIAMI-DADE WATER AND SEWER DEPARTMENT SCHEDULE OF WASTEWATER FEES AND CHARGES

WASTEWATER

Effective
October 1, 2022

Proposed
October 1, 2023

1. Oversizing Credits

A. Force Mains	Credit Per Linear Foot	Credit Per Plug Valve	Credit Per Linear Foot	Credit Per Plug Valve
8" to 12"	(\$10.00)	(\$790.00)	(\$47.00)	(\$3,000.00)
8" to 16"	(\$22.00)	(\$2,264.00)	(\$80.00)	(\$10,000.00)
8" to 20"	(\$42.00)	(\$4,006.00)	(\$120.00)	(\$23,000.00)
8" to 24"	(\$50.00)	(\$20,575.00)	(\$150.00)	(\$26,000.00)
8" to 30"	(\$81.00)	(\$40,210.00)	(\$230.00)	(\$68,000.00)
8" to 36"	(\$106.00)	(\$65,776.00)	(\$290.00)	(\$83,000.00)
12" to 16"	(\$13.00)	(\$1,512.00)	(\$63.00)	(\$7,000.00)
12" to 20"	(\$33.00)	(\$3,230.00)	(\$103.00)	(\$20,000.00)
12" to 24"	(\$41.00)	(\$20,664.00)	(\$143.00)	(\$23,000.00)
12" to 30"	(\$71.00)	(\$40,229.00)	(\$183.00)	(\$65,000.00)
12" to 36"	(\$96.00)	(\$65,865.00)	(\$243.00)	(\$80,000.00)

B. Gravity Sewer Mains	Credit Per Inch Diameter Per Linear Foot	Credit Per Inch Diameter Per Linear Foot
8" to 10"		(\$15.00)
8" to 12"	(\$3.00)	(\$30.00)
8" to 16"	(\$7.00)	(\$115.00)
10" to 16"		(\$100.00)
12" to 16"		(\$75.00)
12" to 18"		(\$85.00)
16" to 18"		(\$15.00)

2. Developer Payment/Credit for New Sanitary Sewer Lateral Installation for Existing Property Use, Additional Service Program (ASP)

A. <u>6-Inch PVC C-900 lateral and cleanout</u>	(\$5,000.00)	(\$5,500.00)
B. <u>6-Inch DIP lateral and cleanout</u>		(\$6,700.00)

3. Construction Connection Charge

Pipelines	Pipe Size	Rate Per Front Foot	Rate Per Front Foot
Gravity Sewers	8"	\$29.00	\$130.00
	10"	\$31.00	\$140.00
	12"	\$33.00	\$160.00
Force Mains	8"	\$32.00	\$110.00
	12"	\$38.00	\$140.00
	16"	\$49.00	\$177.00

4. Connection Charge Rate

Per average daily gallon	\$5.60	\$5.60
Per average daily gallon for customers utilizing a graywater disposal system	\$2.80	\$2.80

ATTACHMENT E

MIAMI-DADE WATER AND SEWER DEPARTMENT SCHEDULE OF WASTEWATER FEES AND CHARGES

WASTEWATER	<u>Effective</u> <u>October 1, 2022</u>	<u>Proposed</u> <u>October 1, 2023</u>
5. Basic Customer Service Fees		
A. <u>Deposit</u>		
Residential - based on customer's credit analysis and payment history	\$0.00 to \$100.00	\$0.00 to \$100.00
Commercial - monthly	Amount based on 2.5 times the anticipated monthly billing with a minimum charge of \$50.00	Amount based on 2.5 times the anticipated monthly billing with a minimum charge of \$50.00
Commercial - quarterly	Amount based on 1.5 times the anticipated quarterly billing with a minimum charge of \$50.00	Amount based on 1.5 times the anticipated quarterly billing with a minimum charge of \$50.00
B. Administrative Hearing	\$75.00	\$75.00
Note: Charged even if customer fails to appear at hearing and fails to cancel more than seven (7) days before hearing date		
6. Domestic Waste Disposal Fee		
Charged to commercial tankers for unloading domestic waste at wastewater treatment plants; After hours: 10:01pm - 5:59am		
0 - 1,000 gallons truck	\$65.50	\$65.50
0 - 1,000 gallons truck - After hours	\$131.00	\$131.00
1,001 - 1,500 gallons truck	\$98.25	\$98.25
1,001 - 1,500 gallons truck - After hours	\$196.50	\$196.50
1,501 - 2,000 gallons truck	\$131.00	\$131.00
1,501 - 2,000 gallons truck - After hours	\$262.00	\$262.00
Over 2,000 gallons truck- (per hundred gallons)	\$6.55	\$6.55
Over 2,000 gallons truck - (per hundred gallons) - After hours	\$13.10	\$13.10
7. Fats, Oils, Grease (FOG), and Other Waste Disposal Fee		
Charged to commercial tankers for unloading fats, oils, grease (FOG), and other waste at wastewater treatment plants; After hours: 10:01pm - 5:59am		
0 - 1,000 gallons truck	\$94.00	\$94.00
0 - 1,000 gallons truck - After hours	\$188.00	\$188.00
1,001 - 1,500 gallons truck	\$141.00	\$141.00
1,001 - 1,500 gallons truck - After hours	\$282.00	\$282.00
1,501 - 2,000 gallons truck	\$188.00	\$188.00
1,501 - 2,000 gallons truck - After hours	\$376.00	\$376.00
Over 2,000 gallons truck - (per hundred gallons)	\$9.40	\$9.40
Over 2,000 gallons truck - (per hundred gallons) - After hours	\$18.80	\$18.80
8. Waste Hauler Tank Disposal Deposit and Fees		
Deposit: Per waste hauler tank disposal account	\$2,000.00	\$2,000.00
Returned Payment Fee: A 2.5% of gross repayment fee will be applicable to waste hauler returned payments		
9. Hauled Waste Receiving Station Spill Clean-up	\$414.00	\$414.00
Per accidental spill when delivering waste loads to receiving stations		
10. Waste Hauler Truck Cleanout Charge		
Per cleanout	\$50.00	\$50.00
11. Waste Hauler Truck Calibration Decal	\$100.00	\$100.00
Charged per verification of waste truck capacity. Trucks are provided with a decal that identifies gallonage.		

ATTACHMENT E

MIAMI-DADE WATER AND SEWER DEPARTMENT SCHEDULE OF WASTEWATER FEES AND CHARGES

WASTEWATER	<u>Effective</u> <u>October 1, 2022</u>	<u>Proposed</u> <u>October 1, 2023</u>
12. Departmental Review of Waste Load Disposal Other than FOG or Domestic	\$111.00	\$111.00
Ensure compliance with Miami Dade County Liquid Waste Transportation and Disposal Guidance Manual.		
13. Laboratory Sampling of Other Waste Load Disposal	\$563.00	\$563.00
14. High Strength Sewage Surcharge		
Per pound for portion of suspended solids in excess of a concentration of 200 milligrams per liter	\$0.14	\$0.14
Per pound for portion of biochemical oxygen demand in excess of a concentration of 200 milligrams per liter	\$0.19	\$0.19
15. Pump Station Maintenance Fee		
Fees charged for maintenance of pump stations under Interdepartmental Agreement		
16. Discharge Regulations Violations		
Fine for failure to comply with discharge regulations	\$500.00	\$500.00
17. Removal of Clean-Out Plug	\$150.00	\$150.00
18. Permit Fee(s)	As charged to the Department by various governmental agencies	As charged to the Department by various governmental agencies
19. Premise Location Certificate		
To obtain notification of any actual or potential lien amount attached to a premise location Fee per service address:		
Water & Sewer		
A. Regular premise location certificate	\$10.00	\$10.00
B. 24-hour premise location certificate	\$20.00	\$20.00
20. Preliminary Water and/or Sewer Information Form		
<u>Preliminary review of a proposed development to determine potential water and/or sewer improvement requirements.</u>		<u>\$35.00</u>
21.-20: Plans Review and Inspection Fees		
A. <u>Sewer Plans Review - One time upfront fee to go towards processing fees</u>		<u>\$55.00</u>
B. <u>Water & Sewer Plans Review - One time upfront fee to go towards processing fees</u>		<u>\$110.00</u>
A- C. <u>Laterals/Connections</u>	\$55.00	\$55.00
B- D. <u>Sewer Main Extensions</u>		
Up to 500 ft.	\$300.00	\$300.00
501 ft. to 2,000 ft.	\$350.00	\$350.00
Greater than 2,000 ft.	\$450.00	\$450.00
plus \$0.18 per ft >2,000 ft		plus \$0.18 per ft >2,000 ft
C- E. <u>Pump Station</u>	\$800.00	\$800.00
D- F. <u>Each rework of Plans Review Items above A- B- and C- D- C, D and E.</u>	\$106.59	<u>\$220.00</u>
Renewal of expired approval and revisions (One year or more after approval)	Same as original fee	Same as original fee

NOTE: Plans review processing fees entitles the applicant to an initial plans review, and one final review. Processing fees are for the review and approval of plans to WASD standards for code compliance regarding sewer extension projects, including sewer laterals, connections and pump stations.

ATTACHMENT E

MIAMI-DADE WATER AND SEWER DEPARTMENT SCHEDULE OF WASTEWATER FEES AND CHARGES

WASTEWATER	<u>Effective</u> <u>October 1, 2022</u>	<u>Proposed</u> <u>October 1, 2023</u>
Single period, two-year extension of approval for qualifying projects-pursuant to Ordinance # 11-60	\$79.00	\$79.00
<u>22. Expedited Plans Review Fees for Water and/or Sewer</u>		
<u>First Sheet</u>		<u>\$560.00</u>
<u>Each Additional Sheet</u>		<u>\$280.00</u>
<u>Expedited Plans Review Rework Fees for Water and/or Sewer</u>		
<u>First Sheet</u>		<u>\$560.00</u>
<u>Each Additional Sheet</u>		<u>\$280.00</u>
<u>NOTE: Expedited Plans Review Fees are in addition to processing review fees. Requests for expedited services and the associated fee noted in any sections of this implementing order are subject to the availability of requisite plan review staff. Expedited Plans Review is not available for projects over 40 pages. Expedited requests are only available during the 1st submittal or 2nd submittal rework. If the expedited mode is triggered, then the Expedited Plans Review Rework Fees will apply to all subsequent submittals until completion. Expedited Plans Review for pump stations will be 15 business days.</u>		
<u>23. As-Built Review Fees</u>		
<u>Review and Approval of as-built plans for survey standards, regulatory compliance, plan adherence, and GIS compatibility</u>		
<u>Sewer - 3 sheets or less (Initial and second review included)</u>		<u>\$210.00</u>
<u>Sewer - 4 sheets or greater (Initial and second review included)</u>		<u>\$420.00</u>
<u>Each Rework of As-Built (beyond second review)</u>		<u>\$220.00</u>
<u>24.-21. Weed Control Fee</u>		
Per quarter	\$25.00	\$25.00
<u>25.-22. Facilities with Excessive Infiltration Surcharge</u>		
	10%	10%
<u>26.-23. Discharge of Sludge Charge</u>		
	\$40.00/ton	\$40.00/ton
<u>27.-24. Telemetry Equipment Installation Fee</u>		
Fee charged for installation of telemetry equipment at developer installed pump stations		
Per pump station	\$7,550.00	\$7,550.00
<u>28.-25. Marinas</u>		
	40% of retail rate	40% of retail rate
<u>29.-26. Release of Easement Fees</u>		
A. Release of platted easement rights	\$250.00	\$250.00
B. Conditional consent letter for permission to use easement until required by Department	\$50.00	\$50.00
C. All other release requests	\$500.00	\$500.00
<u>30.-27. Completion of Application Form Fees</u>		
A. Utilities collection transmission capacity form	\$50.00	\$50.00
B. Industrial pre-treatment facility application form Sewer only	\$150.00	\$150.00

ATTACHMENT E

MIAMI-DADE WATER AND SEWER DEPARTMENT SCHEDULE OF WASTEWATER FEES AND CHARGES

WASTEWATER	<u>Effective</u> <u>October 1, 2022</u>	<u>Proposed</u> <u>October 1, 2023</u>
31. 28. Completion of Water and Sewer Verification Form/Ordinance Letter/UAE Fees		
<i>(See Table -2 1 - Types of Land Uses)</i>		
<i>(See Section 24-43.1(5) of the Miami-Dade County Code)</i>		
Sewer Only		
A. Residential (R-A)	\$30.00	\$30.00
B. Multi-family residential (R-B)	\$75.00	\$75.00
C. Non-residential (NR)	\$75.00	\$75.00
Water & Sewer		
A. Residential (R-A)	\$60.00	\$60.00
B. Multi-family residential (R-B)	\$150.00	\$150.00
C. Non-residential (NR)	\$150.00	\$150.00
Note: At the Department's discretion, the Utilities Analysis Evaluation (UAE) form may be used in lieu of a Verification Form.		
* No additional process fee will apply to obtain "verification forms" after execution of agreement		
* Single period, two-year extension of approval for qualifying projects-pursuant to Ordinance # 11-60	\$79.00	\$79.00
29. Ordinance Letter		
Wastewater-Only		
A. Residential	\$30.00	\$30.00
B. Commercial	\$75.00	\$75.00
Water & Sewer		
A. Residential	\$60.00	\$60.00
B. Commercial	\$150.00	\$150.00
32. Certificate of Use (CU) Upfront Fee		
<i>(See Table 1 - Types of Land Uses)</i>		
Utilities Analysis Evaluation (UAE) Form		
		\$75.00
33. 30. Review and Release of Recorded Document Fees (Other Than Easements)		
<i>(Covenants, unities of title, service agreements, warranty deeds, etc.)</i>		
A. Sewer only	\$100.00	\$100.00
B. Water & Sewer	\$150.00	\$150.00
34. 31. Preparation of Service Agreement, Assignment and Addendum Fee		
Sewer Only		
Residential, multi-family and commercial use	\$100.00	\$200.00
Water & Sewer		
Residential, multi-family and commercial use	\$200.00	\$400.00
* No additional process fee will apply to obtain "verification forms" after execution of agreement		
* Single period, two-year extension of approval for qualifying projects-pursuant to Ordinance # 11-60	\$79.00	\$79.00
35. 32. Preparation of Letter of Availability Fees		
A. Sewer only	\$50.00	\$50.00
B. Water & Sewer	\$100.00	\$100.00
36. 33. Other Recordable Legal Document Fees		
<u>Covenants, Unities of Title, Satisfaction, Indemnification and Hold Harmless, etc.</u>		
A: Preparation of covenant		
1. A. Sewer only	\$25.00	\$25.00
2. B. Water & Sewer	\$50.00	\$50.00
B: Preparation of unity of title		
1. Sewer only	\$25.00	\$25.00
2. Water & Sewer	\$50.00	\$50.00

ATTACHMENT E

MIAMI-DADE WATER AND SEWER DEPARTMENT SCHEDULE OF WASTEWATER FEES AND CHARGES

WASTEWATER	<u>Effective</u> <u>October 1, 2022</u>	<u>Proposed</u> <u>October 1, 2023</u>
<u>37. 34.</u> Completion of Groundwater Discharge Form Fee	\$50.00	\$50.00
<u>38. 35.</u> Environmental Quality Control Board (EQCB)		
<i>EQCB Letter Preparation Fees</i>		
A. Sewer only	\$35.00	\$35.00
B. Water & Sewer	\$70.00	\$70.00
<u>39. 38.</u> Review of Shop Drawings Fee		
Per shop drawing	\$100.00	\$100.00
Note: The fee charged for the review of standard shop drawings for Department compliance includes sewer manholes, fittings, and taps.		
<u>40. 39.</u> Blue-line Prints Requested From As-Builts Fee As-Builts or Sample Approved Plans Request Fee		
Fee per <u>sheet</u> blue-line print	\$5.00	<u>\$10.00</u>
<u>41.</u> Atlas Page Request Fee		
<u>Fee per sheet</u>		<u>\$5.00</u>
<u>42. 36.</u> Customer Call-Out Fees		
Fee per call-out:		
A. Regular working hours	\$125.00	\$125.00
B. Non-regular working hours	\$175.00	\$175.00
Note: Fee for investigation and/or emergency response to sewer collection complaints (call-outs), fee charged only if Department is not responsible to correct complaint		
<u>43. 37.</u> Customer Initiated Closed Circuit Television Lateral Inspection Fee		
Per inspection	\$250.00	\$250.00
<u>44. 40.</u> Design and Construction Standard Specifications and Details Publication Fee		
Per publication	\$50.00	\$50.00
<u>45. 41.</u> Verification of Underground Water and Sewer Infrastructure Horizontal Location Fee		
Per 100 Linear Feet	\$50.00	\$50.00
Additional Linear Foot	\$0.50	\$0.50
Note: Verification of horizontal location of underground infrastructure as shown on As-Builts		

ATTACHMENT E

MIAMI-DADE WATER AND SEWER DEPARTMENT SCHEDULE OF WASTEWATER FEES AND CHARGES

WASTEWATER

Effective
October 1, 2022

Proposed
October 1, 2023

46. 42- Safety and Rescue Training Course Fees

Water & Sewer

A. Confined space entry (24 hours)	\$450.00	\$450.00
B. Hazardous material technician and incident command class (40 hours)	\$550.00	\$550.00
C. Hazwoper training (40 hours)	\$550.00	\$550.00
D. Air monitoring (16 hours)	\$150.00	\$150.00
E. Excavation safety (Trenching & shoring, 16 hours)	\$250.00	\$250.00
F. Fall protection/scaffolding (16 hours)	\$250.00	\$250.00
G. Electrical safety (16 hours)	\$500.00	\$500.00
H. Respiratory protection (40 hours)	\$450.00	\$450.00

NOTE: The revenues from the above course fees are allocated to the water and wastewater funds.

47. 43- Laboratory Fees for Wastewater Tests

Per Sample (Excludes Sample Collection)

Bacteriology (Membrane Filter)	\$15.00	\$15.00
Bacteriology (Membrane Filter) - <i>After Hours Charge to Wholesale Customers</i>	\$40.00	\$40.00
Nitrate	\$10.00	\$10.00
Nitrite	\$10.00	\$10.00
Alkalinity	\$8.00	\$8.00
Chloride	\$8.00	\$8.00
Conductivity	\$4.00	\$4.00
Total Dissolved Solids (TDS)	\$6.00	\$6.00
Chlorine Residual	\$10.00	\$10.00
Ammonia - Nitrogen	\$10.00	\$10.00
Dissolved Oxygen	\$6.00	\$6.00
Total Phosphorous	\$10.00	\$10.00
Ortho Phosphate	\$10.00	\$10.00
Biochemical Oxygen Demand	\$12.00	\$12.00
pH	\$4.00	\$4.00
Sulfate	\$16.00	\$16.00
Total Kjeldahl Nitrogen	\$14.00	\$14.00
Total Organic Carbon	\$16.00	\$16.00
Total Suspended Solids	\$6.00	\$6.00
Sodium	\$18.00	\$18.00

ATTACHMENT E

MIAMI-DADE WATER AND SEWER DEPARTMENT SCHEDULE OF WASTEWATER FEES AND CHARGES

WASTEWATER	<u>Effective</u> <u>October 1, 2022</u>	<u>Proposed</u> <u>October 1, 2023</u>
<u>48. 44-</u> Preparation of GIS Adhoc Maps and/or Data Fees		
Per hour (minimum one hour)	\$65.00	\$65.00
Additional copies of the same map Per copy	\$25.00	\$25.00
<u>49. 45-</u> Billing Service Fee for Processing Stormwater Utility Fee for Municipalities	Fee Determined by Agreement	Fee Determined by Agreement
<u>50. 46-</u> Billing Service Fee for Processing Sewer Billings for Coral Gables	Fee Determined by Agreement	Fee Determined by Agreement
<u>51. 47-</u> Graywater Disposal System		
Customers who utilize an approved graywater disposal system and install a sub-meter to measure water entering the property which utilizes the graywater disposal system will not be charged wastewater disposal for usage measured on the sub-meter.		
<u>52. 48-</u> Floating Meters/Temporary Portable Meter Guarantee Deposit		
2" Meter and Above	\$2,500.00	\$2,500.00
<u>NOTE:</u> The above deposits do not earn simple interest.		
<u>53. 49-</u> Floating Meters/Temporary Portable Meters		
Charge to read a floating meter in the field	\$50.00	\$50.00
<u>54. 50-</u> Floating Meters/Temporary Portable Meters/ Damaged/Cleaning Fees		
3" Meter and Above	\$140.00	\$140.00
<u>55. 51-</u> Penalty for failure to provide a meter reading or a meter for inspection as required for floating/temporary portable meters (construction meters)	\$150.00	\$150.00
<u>56. 52-</u> Security Fees		
A. Fee for Issuance of Initial Identification Card		
Per person	\$60.00	\$60.00
<u>Note:</u> Fee charged for background check and processing costs for identification card issued to persons having access to Department facilities. (Consultants, Contractors, Non-Water and Sewer Department staff)		
B. Fee for Renewal of Expired Identification Card (one year from date of issuance) (Consultants, Contractors, Non-Water and Sewer Department staff)		
Per person	\$55.00	\$55.00
C. Fee for Replacement of Identification Card (card lost, stolen, etc.)		
Per person	\$15.00	\$15.00
<u>57. 53-</u> Subscription Fee to Access Customer Care and Billing System (CCB)		
Fee per user	\$6,300.00	\$6,300.00
<u>Note:</u> Annual fee charged to title and lien companies to provide access to the Department's Customer Care and Billing System (CCB) via the Internet for Premise Lien Certificates (PLC).		

ATTACHMENT E

MIAMI-DADE WATER AND SEWER DEPARTMENT SCHEDULE OF WASTEWATER FEES AND CHARGES

WASTEWATER	<u>Effective</u> <u>October 1, 2022</u>	<u>Proposed</u> <u>October 1, 2023</u>
58. 54. Cut For Non-Payment (CONP)		
Third Attempt Water Meter Removal Charge	\$250.00	\$250.00
Note: Fee charged to customers who intentionally blocked access to water meter on two previous attempts to collect or lock service for non-payment.		
 59. 55. Delinquent account notification service for rental property		
One-time initial set-up fee per account	\$30.00	\$30.00
Annual Fee per Monthly Account	\$60.00	\$60.00
Annual Fee per Quarterly Account	\$50.00	\$50.00
Note: Subscribers to this service shall pay in advance		
 60. 56. After-Hours Construction Inspections Activity Fees		
Per hour rate charged for work outside the specified work hours - weekends, nights and holidays for contractors with special requirements or deadlines for construction.	\$90.00 per hour	\$90.00 per hour
 61. 57. Developer Repayment Fee		
To cover administrative costs for collection and repayment of construction connection charges collected from connecting and/or abutting properties in behalf of developers who constructed the facilities.	2.5% of gross repayment	2.5% of gross repayment
 62. 58. General & Administrative (G&A) Overhead (OH) Rate		
Rate charged to offset general and administrative costs related to work performed by the Department due to request, damage (billable job orders) or contractual agreement.	10.6% of total cost	10.6% of total cost
 63. 59. Rental of Light Towers		
	\$505.00 per tower per day	\$505.00 per tower per day
 64. 60. Sewer Force Main Pipe Tapping Charges		
Tap Size:		
4"	\$650.00	\$650.00
6"	\$660.00	\$660.00
8"	\$730.00	\$730.00
12"	\$980.00	\$980.00
16"	\$1,750.00	\$1,750.00
20"	\$2,080.00	\$2,080.00
Overtime Charge	\$105.00	\$105.00

NOTE: There will be a \$205.00 charge if Department personnel arrive on a job site and are unable to perform the tapping operation because the contractor has not fulfilled its obligations specified in the Rules and Regulations. No materials shall be furnished by the Department for installation under the prices listed above.

ATTACHMENT E

MIAMI-DADE WATER AND SEWER DEPARTMENT SCHEDULE OF WASTEWATER FEES AND CHARGES

WASTEWATER

Effective
October 1, 2022

Proposed
October 1, 2023

65. 61- Construction Contract Documents

A. Contract Documents on a CD or DVD (cost per CD/DVD)	\$20.00	\$20.00
B. Contract Documents without Full-Sized Plan Sheets	\$25.00	\$25.00
C. Contract Documents with Engineer's Estimate up to \$500,000	\$25.00	\$25.00
D. Contract Documents for Projects bidding via Miscellaneous Construction Contracts (MCC) with Engineer's Estimate greater than \$500,000 but less than \$5 million	\$40.00	\$40.00
E. Contract Documents for Projects not bidding via Miscellaneous Construction Contracts (MCC) with Engineer's Estimate, as follows:		
1. Greater than \$500,000, but up to \$5 million	\$50.00	\$50.00
2. Greater than \$5 million, but up to \$10 million	\$75.00	\$75.00
3. Greater than \$10 million, but up to \$20 million	\$100.00	\$100.00
4. Greater than \$20 million, but up to \$50 million	\$150.00	\$150.00
5. Greater than \$50 million, but up to \$100 million	\$250.00	\$250.00
6. Greater than or equal to \$100 million	\$350.00	\$350.00

ATTACHMENT E

MIAMI-DADE WATER AND SEWER DEPARTMENT
Table 1- TYPES OF LAND USE-Table 2

No.	Types of Building Usages					Verification Form (VF), Ordinance Letter (OL), and/or Utility Analysis Evaluation (UAE) Form Fee Listing
Residential Land Uses:						
1	Single Family Residences					R-A
2	Townhouse Residences					R-B
3	Apartments					R-B
4	Mobile Home Residences/Parks					R-A
5	Duplexes or Twin Home Residences					R-A
Commercial Land Uses:						
6	<u>Airport:</u> (a) Common Area/Concourse (b) Retail (c) Food Service					NR
7	Banquet Halls with kitchen					NR
8	Bars or Cocktail Lounges					NR
9	Barber Shops					NR
10	Beauty Shops					NR
11	Bowling Alleys					NR
12	<u>Car Washes:</u> (a) Manual Washing (b) Automated Washing with recycle system					NR
13	Coin Laundries					NR
14	Country Clubs with kitchen					NR
15	Dentist Offices					NR
16	Fitness Centers or Gyms					NR
17	Food Preparation Outlets (Bakeries, Meat Markets, Commissaries, etc.)					NR
18	Funeral Homes					NR
19	Gas Station / Convenience Store/ Mini-Mart (a) without Car Wash (b) with Single Automated Car Wash					NR
20	Hospitals					NR
21	Hotels and Motels					NR
22	House of Worship					NR
23	<u>Industrial:</u> (a) Warehouse/ Spec. Bldg. (b) Self-Service Storage Units (c) Industrial - Wet (d) Industrial - Dry					NR
<p>*The basis of calculation for average daily rated gallonage is found in Section 24-43.1(5) of the Code of Miami Dade County as currently in effect and as may be amended in the future. For usages not shown, the Department shall estimate daily gallonage.</p> <p>*This table is just for Fees for VF, OL and UAE, based on Section 24-43.1(5) of the County Code, which provides for gallonages per day based on land use.</p>						

ATTACHMENT E

MIAMI-DADE WATER AND SEWER DEPARTMENT
Table 1- TYPES OF LAND USE-Table 2

No.	Types of Building Usages				Verification Form (VF), Ordinance Letter (OL), and/or Utility Analysis Evaluation (UAE) Form Fee Listing
24	Kennels				NR
25	Marinas				NR
26	Motor Vehicle Service Stations				NR
27	Nursing or Convalescent Homes				NR
28	Office Buildings				NR
29	Other Residential Facility/ Institution: (a) Congregate Living Facility (CLF) (b) Jail (c) Other				NR
30	Pet Grooming				NR
31	Physician Offices				NR
32	Public Park: (a) With toilets only (b) With toilets and showers				NR
33	Public Swimming Facilities				NR
34	Restaurants: (a) full service (b) fast food service (c) take-out service				NR
35	Retail				NR
36	Schools a) day care/nursery b) regular schools				NR DADE COUNTY SCHOOL BOARD IS EXEMPT
37	Shopping Center/ Mall: (Shell/ Common Area)				NR
38	Stadiums, Ballparks, Racetracks, Frontons, Auditoriums, Etc.				NR
39	Theaters a) Indoor b) Outdoor c) Drive-in				NR
40	Trailer or Tourist Park				NR
41	Veterinarian Offices				NR

***The basis of calculation for average daily rated gallonage is found in Section 24-43.1(5) of the Code of Miami Dade County as currently in effect and as may be amended in the future. For usages not shown, the Department shall estimate daily gallonage.**

***This table is just for Fees for VF, OL and UAE, based on Section 24-43.1(5) of the County Code, which provides for gallonages per day based on land use.**

Note:	gpd = gallons per day	gpcd = gallons-per-capita-per-day
	R-A = Residential	R-B = Multi-family Residential
	NR = Non-residential	

I.O. No.: 4-125

Ordered: 9/2021/20223

Effective: 10/01/20223

MIAMI-DADE COUNTY
IMPLEMENTING ORDER

SUMMARY OF RATES, FEES AND CHARGES FOR MIAMI-DADE AVIATION DEPARTMENT
MIAMI INTERNATIONAL AIRPORT

This Implementing Order of the Miami-Dade Aviation Department (MDAD) consists of (i) Aviation Fees as defined in the 2018 Airline Use Agreement, and (ii) all other charges for the use of Miami International Airport (MIA) and the County's General Aviation Airport (GAA) facilities.

Approval of the 20223-202324 Budget Ordinance by the Board of County Commissioners based on the rates, fees, and charges stated herein, and in the appraisal reports attached as Exhibits A and B hereto, constitutes the establishment and authorization of such rates, fees, and charges under Section 25-1.2(a) of the Code of Miami-Dade County. Such rates, fees, and charges are subject to change during the fiscal year in accordance with applicable regulatory or contractual provisions.

*The rates for Non-Terminal Land Rent, Non-Terminal Paving, Non-Terminal Building Rent, and Non-Terminal Parking at Miami International Airport are listed in the appraisal report attached hereto as **Exhibit A**, which appraisal report (and all estimates and assumptions stated therein) is incorporated herein by reference and part of this Summary of Rates, Fees, and Charges as if fully stated herein. The rates for General Aviation Airport Land and Building Rent are listed in the appraisal report attached hereto as **Exhibit B**, which appraisal report (and all estimates and assumptions stated therein) is incorporated herein by reference and part of this Summary of Rates, Fees, and Charges as if fully stated herein. Such rates, fees, and charges are deemed to be fair, reasonable, and not unjustly discriminatory, and are subject to change if there are any changes in the assumptions used in the appraisal reports or if the appraised values are adjusted by the appraisers either before the effective date of this implementing order or during the relevant fiscal year.*

Note: MDAD may waive any fee provided for herein for applicants or users that are federal, state, or local governmental or military users, foreign government or military users, or, to the extent a waiver or reduction of the fee is fair, reasonable, and not unjustly discriminatory, other applicants or users under circumstances determined by MDAD to justify a waiver or reduction of the fee. All rates, fees and charges for Miami-Dade County's Airport system previously established or approved by the Board continue to apply except to the extent amended or modified in this Implementing Order.

ATTACHMENT F

Rate Description	Rate Application	FY 20223-20234
AIRFIELD		
Landing Fees	Per 1,000 lbs. of Gross Landed Weight	\$1.62
PLB Gate Usage Fee without preconditioned Air	Per Arrival	\$70.00
PLB Gate Usage Fee with preconditioned Air: Narrow-Body	Per Arrival	\$87.61
PLB Gate Usage Fee with preconditioned Air: Wide-Body	Per Arrival	\$108.96
PLB Gate Usage Fee with preconditioned Air: Jumbo-Body	Per Arrival	\$121.98
TERMINAL		
Domestic Arrival Fee – Per Seat:		
Concourse Use	Per Domestic Arriving Seat	\$4. 0517
Baggage Claim	Per Domestic Arriving Seat	\$0.5561
Total		\$4.6078
Preferential Gate Fee (annual per gate)		\$681,588.65
Domestic Departure Fee - Per Seat:		
Concourse Use	Per Domestic Departing Seat	\$4. 0517
Screening	Per Domestic Departing Seat	\$1. 1723
Baggage Make-up Maintenance (Does not apply to American Airlines because American Airlines maintains its own baggage system)	Per Domestic Departing Seat	\$01.9201
Baggage Make-up Capital	Per Domestic Departing Seat	\$0.437
Total		\$6.5184
International Arrival Fee - Per Seat:		
International Facilities	Per International Arriving Seat	\$10 2.531
International Departure Fee - Per Seat:		
Concourse Use	Per International Departing Seat	\$4. 0517
Screening	Per International Departing Seat	\$1. 1723
Baggage Make-up Maintenance (Does not apply to American Airlines because American Airlines maintains its own baggage system)	Per International Departing Seat	\$01.9201
Baggage Make-up Capital	Per International Departing Seat	\$0.3743
Total		\$6.8451
TERMINAL RENTAL RATES PER SQ. FT.		
Class I	Per Square Foot	\$89.80
Class II	Per Square Foot	\$134.70
Class III	Per Square Foot	\$89.80
Class IV	Per Square Foot	\$44.90
Class V	Per Square Foot	\$22.45
Class VI	Per Square Foot	\$89.80

ATTACHMENT F

Rate Description	Rate Application	FY 2023-2024
COMMON USE TERMINAL EQUIPMENT (CUTE):		
CUTE GATE RATES		
Gate Usage Fee (CUTE Equipment Rental)	Per Departing Seat	\$0.168
TICKET COUNTER FEES (FEES ARE PER SEAT WHEN TICKET COUNTER USE IS NOT PURSUANT TO A LEASE)		
Cute Equipment Rental	Per Departing Seat	\$0.3947
Class I Rental Expense for Ticket Counter	Per Departing Seat	\$0.203
Class IV Rental Expense for Baggage Makeup	Per Departing Seat	\$0.4958
CUTE Dynamic Signage (Backwall Displays) (capped at \$40.00 per month per ticket counter position for CUTE-exempt carriers)	Per Departing Seat	\$0.01
Total Ticket Counter Fee	Per Departing Seat	\$1.209
TICKET COUNTER FEE (THESE FEES ARE PER HOUR, AND ARE CAPPED AT \$235.08 PER DAY, WHEN TICKET COUNTER USE IS PURSUANT TO A LEASE, AS REFLECTED IN THE MDAD CUTE POLICY)		
Cute Equipment Rental	Per Hour	\$6.75
Class I Rental Expense for Ticket Counter	Per Hour	\$3.40
Class IV Rental Expense for Baggage Makeup	Per Hour	\$9.25
CUTE Dynamic Signage (Back Wall Displays)	Per Hour	\$0.19
Total Hourly (Capped at \$235.08 per day per ticket counter used)	Per Hour	\$19.59
CUTE DYNAMIC SIGNAGE (BACK WALL DISPLAYS)		
Maximum monthly rate	Fee Per Exempt Ticket Counter Position	\$30.00
Annual rate for back-wall displays within leased areas	Fee Per Display	\$720.00
CUTE Back-office / Operations / Educational Equipment	Monthly Per Unit	\$122.80
STANDARD MANUAL CUTE TICKET COUNTER RATES		
Wide-body aircraft (over 200 seats)	Per Flight	\$548.61
Narrow aircraft (101 seats through 200 seats)	Per Flight	\$313.49
Regional Commuter aircraft (20 seats through 100 seats)	Per Flight	\$156.75
Small Turbo aircraft (under 20 seats)	Per Flight	\$78.37
UNAUTHORIZED MANUAL CUTE TICKET COUNTER RATES (Hrly Rate + 100% Premium)		
Wide-body aircraft (over 200 seats)	Per Flight	\$1,097.23
Narrow aircraft (101 seats through 200 seats)	Per Flight	\$626.99
Regional Commuter aircraft (20 seats through 100 seats)	Per Flight	\$313.49
Small Turbo aircraft (under 20 seats)	Per Flight	\$156.75

ATTACHMENT F

Rate Description	Rate Application	FY 20223-20234
MISCELLANEOUS CUTE CHARGES		
TWOV lounges	Hourly Charges	\$6.75
ITI lounges	Hourly Charges	\$6.75
ITI baggage	Hourly Charges	\$6.75
Ramp Baggage Make-up	Hourly Charges	\$6.75
CRUISE CHECK IN-FACILITY AT MIAMI SEAPORT — MAINTENANCE		
On-site maintenance single circuit	Added to CUTE Hourly Usage Fees	\$10.00
On-site maintenance single circuit Back-up circuit	Added to CUTE Hourly Usage Fees	\$10.34
On-call maintenance (response within two hours) single circuit	Added to CUTE Hourly Usage Fees	\$3.16
On-call maintenance (response within two hours) back-up circuit	Added to CUTE Hourly Usage Fees	\$3.51
COMMON USE SELF SERVICE (CUSS) CHARGES		
Transaction Fee	Per Transaction	\$0.58
Monthly Fee (Desktop Unit)	Per Unit, Per Month	\$197.45
Monthly Fee (Standalone Unit) per unit, per month	Per Unit, Per Month	\$242.35
CLOSED-CIRCUIT TELEVISION (CCTV)		
CAMERAS		
PTZ (Pan-Tilt-Zoom)	Each, Per Month	\$24.00
Fixed	Each, Per Month	\$16.00
VIEWING WORKSTATION		
Cellstack/NICE	Each, Per Month	\$614.00
Cellstack	Each, Per Month	\$553.00
NICE	Each, Per Month	\$461.00
RECORDING-PER PORT		
NICE Pro (30-day recording)	Each, Per Month	\$14.00
NICE Harmony (20-day recording)	Each, Per Month	\$9.00
PASSENGER AIRCRAFT PARKING FEES		
Passenger Aircraft Regular Parking: Hard Stand	Per day for 1 – 5 days, after 2 hr. grace period	Per Formula
Passenger Aircraft Regular Parking: Remote Position	Per day for 1 – 5 days, after 2 hr. grace period	Per Formula
Passenger Aircraft Regular Parking: Terminal Gate	Per day for 1 – 5 days, after 4 hr. grace period	Per Formula
Overtime Parking	Per 30-minute period – if applicable	\$100.00
Premium Charges	Percent added to existing charges – if applicable	50%
Major Maintenance (Plus Storage Parking Fees)	Per 24 hr. period	\$300.00
<i>Formula for Daily Base Parking Rate = Aircraft Length x Wingspan x (Land Rate + Pavement Rate) divided by 365.</i>		

ATTACHMENT F

Rate Description	Rate Application	FY 2023 -2024
MAINTENANCE, REPAIR, and OVERHAUL TENANTS (MRO's)	For the privilege of providing MRO services for aircraft at MIA, an MRO is responsible for payment to MDAD of all landing and aviation fees applicable to an aircraft undergoing the MRO's services from the time it arrives at MIA until the time it departs, except to the extent that the MRO user is a Signatory Airline to the 2018 Airline Use Agreement and will therefore pay such fees directly from its own account.	Landing fees, parking charges and other aviation fees vary by aircraft
CARGO AIRCRAFT PARKING POSITION FEES		
< 60,000 lbs. landed weight:		
First 4 hours		\$60.00
Each additional hour		\$15.00
24 hour maximum		\$360.00
Between 60,001 and 270,000 lbs. landed weight		
First 4 hours		\$120.00
Each additional hour		\$30.00
24 hour maximum		\$720.00
>270,000 lbs. in landed weight		
First 4 hours		\$240.00
Each additional hour		\$60.00
24 hour maximum		\$1,440.00
DERELICT OR NON-OPERATING AIRCRAFT	Per day - additional daily parking charges after 60 days	\$500.00
VIP RAMP BUS ESCORT FEE (CHARTER AIRLINES, MIA)		
Escort/attendant fee	Per hour with 2 hour minimum	\$150.00
GROUND SUPPORT CHARGES		
VDGS (Visual Docking Guidance System) Loading Bridge Fee	Per Aircraft Arrival - In addition to standard Loading Bridge Fee	\$12.00
Stair Truck	Per hour – waived for U.S. Military aircraft	\$100.00
Escort Fee for Aircraft at MIA (including GA Airports)	Per Escort	\$100.00
Escort Fee for Delivery Vehicles or Non-Passenger Vehicles at MIA (including GA Airports)	Per Escort	\$10.00
Escort Fee for Vehicle Escort for VIP Pickup at General Aviation Aircraft	Per Escort	\$20.00

ATTACHMENT F

Rate Description	Rate Application	FY 20223-20234
FUEL STOP FEE		
At Terminal Gate	Equal to concourse fee plus one loading bridge fee	Varies by Aircraft
At General Aviation Center	Equal to one-day parking charge up to two hours	Varies by Aircraft
GENERAL AVIATION CENTER (GAC) FACILITY FEES		
Domestic Fee – GAC Concourse Use Fee	Per Seat	\$4.1705
International Fee – GAC Concourse Use Fee	Per Seat	\$0.00
International Facility Fee	Per Seat	\$102.531
PUBLIC PARKING		
Standard and Remote Vehicle Parking	For each 20 minutes or part thereof	\$2.00
Standard Vehicle Parking	Maximum per day	\$25.00
Remote Vehicle Parking	Maximum per day	\$12.00
Motorcycle Parking	Per each 20 minutes or part thereof	\$2.00
Motorcycle Parking - Maximum	Maximum per day	\$12.00
Remote or Motorcycle Parking Convenience Fee	Per Transaction – in addition to remote parking fee or motorcycle parking fee	\$0.27
Valet Parking	For the first 1-3 hours or part thereof	\$22.00 25.00
Valet Parking - Maximum	Maximum per day	\$35.00 39.00
Parking Space Reservation Charge	In addition to vehicle parking rate	\$10.00
EMPLOYEE PARKING		
Employee Parking Decals	Per decal, per month	\$30.00
Motorcycle Parking Fee	Per decal, per year	\$180.00
Long-term Parking Magnetic Cards	Per employee, per month	\$100.00
Contractor Parking Cards	Per card, per year	\$200.00
Towed Vehicles	Per occurrence	\$50.00
GROUND TRANSPORTATION		
Security Deposit per company with less than 10 vehicles		\$500.00
Security Deposit per company with 10 or more vehicles		\$1,000.00
A1—Bus	Per Trip	\$7.00
A2—Van	Per Trip	\$3.00
A3—Limo	Per Trip	\$2.00
B1—Hotel/Motel (Small)	Per Trip	\$1.00
B2—Hotel/Motel (Large)	Per Trip	\$2.00
B3—Commercial (Small)	Per Trip	\$2.50
B4—Commercial (Large)	Per Trip	\$3.00
C1—Crew Service (Small)	Per Trip	\$1.00
C2—Crew Service (Large)	Per Trip	\$2.00
Class D—Delivery Service	Based on service performed and vehicle size	\$1.00-\$12.00

ATTACHMENT F

Rate Description	Rate Application	FY 20223-20234
B5—Off-Airport Car Rental Companies with less than \$500,000 gross revenues	Each MIA Contract	\$3.00
B6—Off-Airport Car Rental Companies gross revenues between \$500,000 and \$4.9 million	Gross MIA Passenger Revenue	4.5%
B7—Off-Airport Car Rental Companies gross revenues in excess of \$5 million but less than \$20 million	Gross MIA Passenger Revenue	7.5%
B7—Off-Airport Car Rental Companies gross revenues in excess of \$20 million	Gross MIA Passenger Revenue	9.0%
B8—Off Airport Parking Lot Operators Upper Level	Per Trip	\$1.00
(Small vans) Lower Level	Per Trip	\$2.50
B9—Off Airport Parking Lot Operators Upper Level	Per Trip	\$2.00
(Large vans) Lower Level	Per Trip	\$3.00
Class E Vehicles Annual Permit Fee	Per vehicle, per calendar year	\$200.00
Mobile Food Truck Vendor Fee	Per vehicle, per calendar year	\$360.00
Taxicab Operation Fee	Per Trip	\$2.00
Ground Transportation Permit Renewal Fee	Per Permit, annually	\$100.00
Ground Transportation Permit Late Renewal Fee	Per Permit	\$100.00
FUEL FLOWAGE FEES - MIA FUEL FARM		
Truck Delivery (Opportunity Fee on service to commercial aircraft does not apply)	Per Gallon	\$0.014 433 762
Hydrant Delivery (Opportunity Fee for into-wing service to commercial aircraft does not apply)	Per Gallon	\$0.02 23462 1812
GENERAL AVIATION AIRPORT FEES		
Operational Closure Fee per Airport (or part thereof)	Per Day (or portion thereof)	\$4,800.00
Operational Closure Fee Government Entities	Per Hour (or portion thereof)	\$200.00
Aerial Advertising Fee (3 charges max per aircraft per day)	Per Pick Up and Drop Off	\$14.00
AIRCRAFT PARKING AT GENERAL AVIATION AIRPORTS		
M-1 type aircraft (15,000 lbs. or less)	1 – 5 day rate applies for duration	M-1 rate
All other aircraft	Rates increase on days 6, 16 and 31	Same as MIA
OTHER GENERAL AVIATION AIRPORT FEES		
Conference Room Rental Fee		
(Miami Executive and Miami-Opa Locka Executive Airports)		
Non-profit entities	Per Use (4 hour limit)	\$10.00
Other than non-profit entities	Per Use (4 hour limit)	\$50.00
Off-Road Vehicle Parking Fee at Training and Transition Airport	Per Vehicle, Per Fiscal Year or fraction thereof	\$50.00

ATTACHMENT F

Rate Description	Rate Application	FY 2023-2024
Fuel flowage fee at the General Aviation Airports	Per Gallon	\$0.10
Usage of Training and Transition Airport	Per Approach	\$28.00
AOA (Aircraft Operating Area) Decal for General Aviation Airport Commercial Vehicles and Equipment	Per Decal	\$10.00
AOA Decal for General Aviation Airport Privately Owned Vehicles and Equipment	Per Decal	\$5.00
AOA Decal Replacement Fee for General Aviation Airport Vehicles and Equipment	Per Decal	\$10.00
AOA Decal Late Application Fee	Per Decal	\$10.00
TELECOMMUNICATIONS		
WIRELESS SERVICE PROVIDERS		
Cellular Telephone Cell Site	Per Cell Site	\$250,000.00
CABLE TELEVISION (CATV) RECOVERY FEE		
Private Offices and Break-Rooms	Per Month, Per Location	\$60.00
Bars, Restaurants and Clubs	Per Month, Per Location	\$215.00
COAXIAL CABLE RECOVERY FEE		
Recovery Fee	Per Month	\$35.00
Installation	Per Location	\$150.00
Additional work (plus material at cost)	Per Hour plus 25%	\$75.00
Equipment rental	Per Month, Per Television	\$20.00
Unauthorized Service	Per Location, Per Month + Monthly Fee	\$1,000.00
Wireless Data Port with Internet Access Fee	Per Device, Per Month	\$47.50
Wireless Network Access Fee for Multiple Users and Proprietary Tenants	Per Month	\$600.00
OFFSITE FIDS RATE (Flight Information Display)		
Network Port Cost	Monthly, Per PC Connection	\$60.00
EQUIPMENT RENTAL COSTS		
42" LCD Display	Monthly	\$50.60
Monitor mounting and security locks	Monthly	\$4.22
PC for Web FIDS	Monthly	\$13.49
Video Extender to drive monitor from PC	Monthly	\$3.37
Dual Video Output Card	Monthly	\$7.00
TELECOMMUNICATIONS FEES (Voice and Data Network)		
Switch Access	Monthly Unit Rental / Installation	\$15.00 / \$66.65
Network Access - Public (Single Access)	Monthly Unit Rental / Installation	\$22.50 / \$66.65
Network Access - Public (Network Access)	Monthly Unit Rental / Installation	\$61.25 / \$66.65
M3902 Basic Rel. 3 Digital Phone- 1 Line	Monthly Unit Rental / Installation	\$7.45 / \$133.30
M3903 Enhanced Rel. 3 Digital Phone -3 Line	Monthly Unit Rental / Installation	\$17.65 / 133.30
M3904 Enhanced Rel. 3 Digital Phone -5 Line	Monthly Unit Rental / Installation	\$22.43 / \$133.30
M3904 Add-On Module	Monthly Unit Rental / Installation	\$7.48 / \$66.65
M39305 Call Center Telephone Rel 3	Monthly Unit Rental / Installation	\$24.21 / 133.30

ATTACHMENT F

Rate Description	Rate Application	FY 20223-20234
Analog Set	Monthly Unit Rental / Installation	\$4.21 / \$133.30
Companion Wireless Telephone	Monthly Unit Rental / Installation	\$19.43 / 133.30
Conference Phone	Monthly Unit Rental / Installation	\$34.66 / 133.30
Loud Bell	Monthly Unit Rental / Installation	\$7.90 / Per Quote
Handsfree Headset	Monthly Unit Rental / Installation	\$13.36 / \$133.30
Voice Mail Box	Monthly Unit Rental / Installation	\$6.25 / \$33.33
Authorization Code	Monthly Unit Rental / Installation	\$1.25 / \$33.33
Voice Cable (Fax, Modem, or Clock Programming	Monthly Unit Rental / Installation	\$3.28 / \$66.65
Level 5 Date Cable	Monthly Unit Rental / Installation	\$3.28 / Per Quote
Ethernet Port	Monthly Unit Rental / Installation	\$75.00 / 133.30
Internet Access 6MB-1 Public Static IP Address	Monthly Unit Rental / Installation	\$106.25 / \$133.30
Internet Access -12MB -Public Static IP Address	Monthly Unit Rental / Installation	\$212.50 / \$266.60
Additional Static IP Address	Monthly Unit Rental / Installation	\$12.50 / \$66.65
Wireless Data Ports with Internet Access	Monthly Unit Rental / Installation	\$47.50 / N/A
Engineering and Configuring of Wi-Fi Ports	Monthly Unit Rental / Installation	N/A / \$533.20
Wireless Network Access for Multiple Users	Monthly Unit Rental / Installation	\$600.00 / \$1,066.40
One Strand foot of Fiber (MM or SM)	Monthly Unit Rental / Installation	\$0.019 / Per Quote
SC Connector in Fiber Patch Panel	Monthly Unit Rental / Installation	\$4.20 / \$33.33
Fiber Termination	Monthly Unit Rental / Installation	N/A / \$133.30
Copper Cable per pair foot	Monthly Unit Rental / Installation	\$0.006 / Per Quote
Black filled Copper Cables per pair foot	Monthly Unit Rental / Installation	\$0.006 / Per Quote
25 pair Copper Cable per pair foot	Monthly Unit Rental / Installation	\$0.038 / Per Quote
OPPORTUNITY FEES		
<p>Note: The opportunity fees listed in this section do not apply to third-party vendors providing goods and services at the County's General Aviation Airports. However, all other fees listed in the other sections of this Summary of Rates, Fees and Charges, including but not limited to fuel flowage fees, do apply at the County's General Aviation Airports.</p> <p>The opportunity fees listed in this section also do not apply to goods or services being provided to a local, state, or federal governmental agency conducting operations at any of the County's Airports.</p>		
Third-Party Vendors providing services to tenants at Miami International Airport (subject to upward or downward adjustments to the extent authorized in Resolution No. R-442-02, and not applicable to vendors who provide goods to concessionaires for resale to the public)	Percentage of Gross Revenues	7%
Third-Party Vendors making sales to the public at Miami International Airport (subject to upward or downward adjustments to the extent authorized in Resolution No. R-442-02)	Percentage of Gross Revenues	16% - 25%
Aircraft Maintenance Repair Overhaul (MRO) at Miami International Airport	Percentage of Gross Revenues	3%
Vending machine operators for machines at Miami International Airport	Percentage of Gross Revenues	30%

ATTACHMENT F

Rate Description	Rate Application	FY 20223-20234
MISCELLANEOUS AIR CARRIER FEES		
Disruptive Passenger Fee		Actual costs incurred by the Department
GSE (Ground Service Equipment) Impoundment Fee first 15 days	Per Day	\$10.00
GSE (Ground Service Equipment) Impoundment Fee 16-30 days	Per Day	\$20.00
GSE (Ground Service Equipment) Impoundment Fee 31+ days	Per Day	\$40.00
Aircraft Handling Chock Fee at the General Aviation Center or Remote Locations	Per Aircraft	\$100.00
EMPLOYEE (MDAD TENANT) ID BADGE FEES		
Employee Identification Badge Fee	Issuance or Renewal	\$30.00
Lost or Unaccounted Employee ID Badge Fee	1 st Replacement	\$75.00
Lost or Unaccounted Employee ID Badge Fee	2 nd Replacement	\$100.00
Failure to NOTIFY and RETURN Terminated Employee ID Badge Fee	Per Badge	\$100.00
TSA 5% Rule Violation Fee	Per Badge	\$125.00
Fingerprinting Fee	Per Person	\$45.00
Airside Vehicle, Training and Decal/Permit Replacement		
Aircraft Operating Area (AOA) Decal	Per Vehicle	\$20.00
AOA Decals (Late Renewal, Lost or Unaccounted) 1st replacement	Per Vehicle	\$75.00
AOA Decals (Lost or Unaccounted) 2nd replacement	Per Vehicle	\$100.00
AOA Driver Training	Per Person	\$15.00
AOA Movement Area Training	Per Person	\$15.00
Loading Bridge Training	Per Person	\$15.00
AOA Permit Replacement Fee (Driver, Movement, Loading Bridge)	Per Permit	\$15.00
AOA Decals Late Application Fee	Per Decal	\$10.00
INTO-PLANE FUELING		
Non-commercial Aircraft Fueling	Per Gallon	\$0.10
Commercial Service Fueling into Commercial Aircraft	Opportunity Fee and Gallonage Fee Not Applicable to Service	N/A
AIRLINE VIP CLUBS		
Opportunity Fee	Percentage of VIP Club Fee Received Per Non-Member Visitor	35% (capped at \$8.40 per visitor)
Concession Fee - Liquor	Gross Liquor Sales	18%
Concession Fee - Other	Gross Amenities	10%

ATTACHMENT F

Rate Description	Rate Application	FY 20223-20234
LETTER OF DETERMINATION (LOD), TECHNICAL REVIEWS AND WRITTEN COMMENTS		
Draft Maximum Elevation/Land Use Letter	Per Project	\$1,700.00
Final LOD Fee (Airspace & Land Use (Height) Restrictions)	Per Project	\$1,700.00
Variance Application Fee (Airport Zoning Regulations)	Per Application	\$1,700.00
MDAD Technical Reviews and Written Comments		
Cell towers and other structures under 200 feet above mean sea level		\$360.00
Request for written comments		\$360.00
Request for written comments (revised plans)		\$90.00
Development Impact Committee or Equivalent Large-Scale Zoning Hearing Application		\$360.00
Permissible Crane (or Equipment) Height Determination		\$360.00
Permissible Crane (or Equipment) Height Determination Extension Fee		\$90.00
Permissible Crane (or Equipment) Height Determination Additional Coordinates (per set)		\$45.00
Request for New Letter of Determination Due to Expiration		\$360.00
PASSENGER FACILITY CHARGE (PFC)		
	Per Enplaned Passenger	\$4.50
OTHER FEES		
Auditorium Use Fee (Miami International Airport)	Per Use, Per Day	\$750.00
Room #1	Per Use, Per Day	\$250.00
Room #2	Per Use, Per Day	\$250.00
Room #3	Per Use, Per Day	\$250.00
Conference Room Use Fee MIA – (Non Terminal) (4 hr. blocks)	Per Use	\$150.00
Consular Lounge Annual Membership Fee	Per Use	\$500.00
Consular Lounge Rental Fee for Non-Member Organizations (1 – 4 hours)	Per Use	\$500.00
Consular Lounge Rental Fee for Non-Member Organizations (8 hours)	Per Use	\$900.00
Interfaith Chapel Fee	Per Scheduled or Secular Service	\$100.00
Digital Media Sales Fee – Fixed <u>(per month)</u>	Variable rate depending on unit and other factors	\$50.00 to \$30,000.00
Digital Media Sales Fee – Per 1,000 Impressions	Per 1,000 impressions	\$5.00 to \$50.00
Electric Cart Registration Fee	Per Cart, Per Year	\$25.00
Electric Cart Lost Registration Fee	Per Cart	\$75.00
Electric Cart Late Registration Fee	Per Cart	\$10.00

ATTACHMENT F

Rate Description	Rate Application	FY 2023-2024
VENDOR PERMIT APPLICATION FEES		
Permit Application Fee for providers of goods and services to airlines and airport tenants at Miami International Airport	Per Application (Non-Refundable)	\$1,000.00
Permit Application Fee for providers of goods and services to airlines and airport tenants at the County's General Aviation Airports	Per Application (Non-Refundable)	\$500.00
PENALTY FEES FOR TENANTS AND USERS		
Penalty Fee for Tenants, Subtenants and Other Users Employing Unpermitted Service Vendors:		
First occurrence (if cured within 60 days of MDAD notice to the tenant or user)	Per Unpermitted Vendor	\$500.00
Incremental assessments for failure to cure after the 60- day notice to tenant or user	Each 30-day period after cure date	\$500.00
Fee for violating terms of Permit or for any other violations not specifically listed herein	Per Permit, First 30-day period	\$50.00
Fee for continuously violating terms of Permit or for any other violations not specifically listed herein	Per Permit, Each subsequent 30-day period after first 30-day period	\$100.00
Fee for Tenant's Failure to Disclose its Vendors, Subtenants, Assignees, Contractors or Sub-contractors (subject to a \$500.00 annual cap at the County's General Aviation Airports and a \$1,500.00 annual cap at Miami International Airport)	Per each day the failure occurs and continues	\$100.00
Fee for Permittee's failure to Disclose its Customers	Per each day the failure occurs and continues	\$50.00
Late Revenue Reporting Fee (Daily)	Per Day	\$50.00
Late Revenue Reporting Fee (Monthly Maximum)	Maximum per day violation for each monthly period the late reporting occurs	\$750.00
Interest Charged on any Under-reported or Non-reported Revenue	Per month for each month in which the under-reported or non-reported revenue occurs, regardless of the number of days in the month it occurs	1.5%
Wheelchair Lift Fee	Per Use	\$15.00
Security Violation Fee - 1st Offense		\$100.00
Security Violation Fee - 2nd Offense		\$250.00
Security Violation Fee - 3rd Offense		\$500.00
Aircraft Demolition Fee, per month for months 1 through 3	Per Aircraft, Per Month for Months 1 through 3	\$2,000.00
Aircraft Demolition Fee, per month for month 4 and greater	Per Aircraft, Per Month for Month 4 and greater	\$4,000.00
Baggage or Property Impound Fee		
For 1 through 15 days	Per Day, Per Piece	\$5.00
For 16 through 30 days	Per Day, Per Piece	\$10.00
For 31+ days	Per Day, Per Piece	\$20.00
Background Check Fee	Per Background Check	\$168.00 + 15%
Average Electrical Consumption per kilowatt hour (kWh) Charge	Per Kilowatt Hour Consumed	\$0.1065
Airside Enforcement Processing Fee	Per Civil Violation	\$100.00

ATTACHMENT F

Rate Description	Rate Application	FY 2023-2024
ANIMAL INSPECTION FACILITY USER FEES		
Small Ruminants (Sheep, goats, pigs, swine)	Flat Fee Per Air Waybill	\$25.00
Small Animals (Dogs, cats, & other pet types)	Flat Fee Per Air Waybill	\$15.00
Livestock (Equine, cattle, calves, ovine, caprine, porcine, Ostrich, etc.)	Per Head	\$45.00
Alpaca	Per Head	\$25.00
Poultry (Birds, baby chicks, turkey, etc.)	Flat Fee Per Air Waybill	\$25.00
Other	Flat Fee Per Air Waybill	\$25.00
Remittance Fee Retained by Freight Handler on behalf of MDAD	Percentage of Inspection Fee	5.0%
VIOLATION FEES FOR AIRPORT CONCESSIONAIRES AND TENANTS		
Violation of permitted use of a location	Per Day, Per Location	\$100.00
Failure to maintain required hours of operation	Per Day, Per Location	\$50.00
Failure to submit required documentation and reports	Per Day, Per Report	\$50.00
Failure to submit required documentation and reports	Per Month Maximum	\$750.00
Failure to comply with request for mandatory response	Per Day	\$100.00
Unauthorized advertising	Per Day, Per Location	\$50.00
Failure to maintain premises in a clean state	Per Day, Per Location	\$50.00
Failure to maintain pricing at a level required by agreement, or to conduct surveys as required	Per Day, Per Location	\$50.00
Installation of unapproved items in locations	Per Day, Per Location	\$50.00
Violation of other terms and conditions under a lease, license, permit, or other document: at MDAD's option, (i) a \$75.00 per day rate, (ii) the penalty, rate, or fee provided in the contractual document for the violation, (iii) recovery of the damages to MDAD resulting from the violation, or (iv) termination of the lease or document.	Per Day, Per Location	\$75.00

Non-Terminal Rates, Miami International Airport, Effective as of October 1, 2023 to September 30, 2024

Waronker & Rosen, Inc.

Real Estate Appraisers and Consultants
9595 N Kendall Drive, Suite 211
Miami, FL 33176
Telephone (305) 665-8890
Fax (305) 665-5188
www.waronkerandrosen.com

Lee H. Waronker, MAI, SRA
(1954 – 2022)

Josh L. Rosen, MAI
josh@waronkerandrosen.com

May 23, 2023

Mr. Ralph Cutié, Director
Miami-Dade Aviation Department
P.O. Box 025504
Miami, Florida 33102

Re: Miami-Dade Aviation Department
P.O. Box 025504
Miami, Florida 33102

Dear Mr. Cutié:

Pursuant to Resolution No. R-34-03, we are submitting a summary of our conclusions for:

1. Land Rental Rates
2. Paving Rates
3. Building Rental Rates
4. Parking Rates

Waronker & Rosen, Inc is the contracted appraisal firm for the Miami-Dade County Aviation Department responsible for providing annual rental rates at Miami International Airport, for non-terminal properties. In preparation of annual rental reports, the following steps are normally taken.

- Inspect non-terminal buildings at Miami International Airport
- Gather and analyze land sales in areas surrounding Miami International Airport and derive appropriate rates of return (capitalization rates) on land from various sources
- Inspect non-terminal properties at major hub airports in the United States and interviewed property managers regarding land rental rates and non-terminal building rates
- Interview appraisers that estimate land and building rates for other international airports
- Meet with and interview MDAD property managers to understand the current supply and demand at MIA, as well as positive and negative factors in leasing land and buildings.

Non-Terminal Rates, Miami International Airport, Effective as of October 1, 2023 to September 30, 2024

Mr. Ralph Cutié, Director
Miami-Dade Aviation Department
May 23, 2023

- Gather and analyze office building rental rates in the areas surrounding Miami International Airport.
- Gather and analyze industrial rental rates in the Airport West and East market areas, just east, west and northwest of Miami International Airport, as well as other surrounding industrial markets. Security, minimum truck transportation and/or the ability to bring an aircraft to a cargo building are benefits of being on-airport. Therefore, on-airport warehouse buildings can command a rent premium as compared to those not on airport property.
- Gather and analyze rates for cargo buildings, hangar buildings, office buildings and land at international airports considered to be comparable to MIA.

Market rent is defined as the rental income that a property would most probably command in the open market indicated by the current rents paid for comparable space as of the date of the appraisal.

The rental rates are projected for the period of October 1, 2023 to September 30, 2024. Concern is for any change in values that might occur between the date of this report and October 1, 2023.

Land Rental Rates

Land rental rates have been estimated for eleven (11) zones as detailed on Page 5 (Land Rental Rates). Land sales and land rents from properties surrounding Miami International Airport and land rental rates at comparable airports were researched. The following items were considered in arriving at the estimated market land rates:

- Subject land will be limited to airport, airport fringes, and aviation purposes
- No assignment of leasehold without approval of Miami-Dade County
- No subordination permitted on said leasehold
- The General Use Master Plan
- In 1994-1995 the MDAD Properties Department at MIA instructed the appraisers that land rental rates for those properties having airside frontage and those adjacent to airside properties should all be valued at the same land rental rate. Instructions were there would be no difference in the land rent for properties with airside access versus those not having airside access. Instructions also were there would be no difference in the land rent based on the size of the property. The estimated market land rent herein is based on these criteria. A change in these instructions would cause a change in the land rents estimated herein.

Non-Terminal Rates, Miami International Airport, Effective as of October 1, 2023 to September 30, 2024

Mr. Ralph Cutié, Director
Miami-Dade Aviation Department
May 23, 2023

After investigation and analysis of the data and consideration of applicable limitations which apply to the area leased within the confines of Miami International Airport, it is our opinion that the market rent of the land, as of October 1, 2023, is as reported on the sheet captioned "*Land Rental Rates*" on Page 5 herein.

The real estate market, specifically the Airport East and West industrial markets, has continued to see rent and price levels for land increasing over the past years. Comparison of rates from competitive airports and consideration to the activity in the local real estate market were cause for increases in land rents for the October 1, 2023 to September 30, 2024 period.

Building Rental Rates

In estimating the building rates for warehouse and office space, rentals in the areas surrounding MIA were reviewed. In estimating cargo and hangar rates, rental rates at comparable airports were reviewed.

In addition to the comparable building rental information, also considered was the following:

- Use, occupancy, and utility of subject improvements
- Condition and building life expectancy of improvements
- Supply and demand for such facilities at the airport
- Replacement cost estimate less depreciation
- No assignment of leasehold without approval of the County
- No subordination permitted on said leasehold

Historically, when tenants at MIA consider the building rental rates, they are paying too high; they mostly attribute their position to deferred maintenance items that have been brought to the attention of MDAD. It is typical for a landlord to perform maintenance such as touch up painting, repair of stress cracks, removal of plant growth in stress cracks or expansion joints, replace/repair signage not specific to one tenant, repair leaks and various other items that are not the responsibility of the tenant. Noted is over the last couple of years, MDAD has been attempting to solve some problems as well as upgrade some facilities.

Repairs which have not been done can affect the longevity of the improvements which ultimately affect the ability to collect rent and the rent level that can be charged. The rental rates estimated herein assume that the building spaces are in rentable condition and are compliant with life safety standards which are typical requirements of the landlord (MIA). Assumed is that the buildings have completed their 40-year recertification required and ten (10) year recertifications (if applicable) and meet the code requirements for Miami-Dade County.

Non-Terminal Rates, Miami International Airport, Effective as of October 1, 2023 to September 30, 2024

Mr. Ralph Cutié, Director
Miami-Dade Aviation Department
May 23, 2023

If a building space at Miami International Airport is not in rentable condition, a tenant can be provided with an amortization period/schedule based on the redevelopment cost expenditures. This has the tenant paying for the renovations as opposed to MDAD.

Recently deferred maintenance items have been cured in certain buildings which includes but is not limited to; roof repairs, painting, signage, replacing lighting with energy efficient LED lighting systems, plumbing upgrades, replacement of air handler units (AHU's) and replacement of centralized HVAC chillers. One of the most important improvements is the aircraft parking areas of freight buildings 716 A to J allowing accommodation of Boeing 747-200's or similar size aircraft without impact to other positions. Continuation of attending to deferred maintenance items has the potential of building rates being maintained or even increased. Other improvements completed are digital integration of signage.

Upon termination of a lease, while the tenant remains in possession of the space to bring the premises back to leasable condition, the tenant is held responsible for land rent and utilities until the space has been repaired and is returned to the possession of MDAD.

Parking is an item of concern for the tenants. Common area parking is not quantified as a separate component of rent unless within a garage.

Recommended is establishment of an account as a reserve for replacement allowance. Private property owners, mostly corporate and institutional owners, set aside funds annually for deferred maintenance and minor repair items. The amount set aside for replacements is often based on a percentage of the rent collected, or an amount per square foot of the building area. Recommended is MDAD collect at minimal \$0.25 per square foot of the total building square footage into a reserve account for replacement. This account would be available to the Real Estate Management Division for minor repairs and deferred maintenance. The ability to cure deferred maintenance items and prepare vacant space quicker, enhance the remaining life of the improvements, helps to offset higher repair expenses in the future, and assists in leasing vacant space quicker.

This document consists of 22 pages. At the end of this document is the certification and the general assumptions and limiting conditions. The reader is advised to review these pages to understand the limitations applicable to this report. Thank you for the opportunity to provide our services.

Respectfully submitted,



Josh L. Rosen, MAI
State Certified General Real Estate Appraiser
Certificate No. RZ395

JLR/op

Non-Terminal Rates, Miami International Airport, Effective as of October 1, 2023 to September 30, 2024

Land Rental Rates

The following rental rates are to be effective October 1, 2023 and applied to all present and future leaseholds, when applicable. Land Zone 7 was previously (two years ago) commercial sites on NW 12th Street and North of NW 36th Street. These two locations were separated two years ago into Zone 7 (NW 12th Street) and Zone 8 (North of NW 36th Street in Miami Springs). Land Zones 9 and 10 are new land added in 2021; while Land Zone 11 is added for the current rate estimate (2023/2024). Maps of the land zone areas are located at the end of this analysis.

Land Zone	Actual 2022-2023 Rates	Proposed 2023-2024 Rates
1 On-Airport	\$2.50 per sq.ft.	\$2.85 per sq.ft.
2 Commercial sites at SEC of NW 36 th St & NW 72 nd Ave	\$3.25 per sq.ft.	\$4.00 per sq.ft.
3 N.W. 21 st St. and N.W. 39 th Avenue	\$3.75 per sq.ft.	\$4.25 per sq.ft.
4 Fuel Farm, NW 72 nd Avenue & eastern Perimeter Road	\$2.60 per sq.ft.	\$3.00 per sq.ft.
5 NW 16 th Street (non-buildable sites)	\$0.50 per sq.ft.	\$0.50 per sq.ft.
6 Jai-Alai fronton land area & NW 36 th Street Frontage	\$2.95 per sq.ft.	\$3.60 per sq.ft.
7 Commercial Sites on NW 12 th St	\$2.65 per sq.ft.	\$3.25 per sq.ft.
8 North of NW 36 th Street, west of Le Jeune Road, Miami Springs	\$2.75 per sq.ft.	\$3.30 per sq.ft.
9 3795 NW South River Drive	\$3.50 per sq.ft.	\$4.25 per sq.ft.
10 Between NW 21st to NW 25th Street, west of NW 37th Avenue (east of MIC)	\$4.00 per sq.ft.	\$5.00 per sq.ft.
11 NEC 36th Street & NW 72nd Avenue	N/A	\$4.00 per sq.ft.

NOTE: There is an additional charge of \$.10 per square foot where special services are provided, such as high intensity lighting, power cost, etc. Tenants are responsible for keeping the site clean of debris.

Paving Rates

Paving rates are charged in addition to land rental rates.

Type of Paving	Actual 2022-2023 Rates	Proposed 2023-2024 Rates
Standard (Vehicular) Landside	\$0.55 per sq.ft.	\$0.60 per sq.ft.
Standard (Vehicular) Airside	\$0.80 per sq.ft.	\$0.85 per sq.ft.
Heavy Duty (Aircraft) Existing	\$1.00 per sq.ft.	\$1.05 per sq.ft.

Non-Terminal Rates, Miami International Airport, Effective as of October 1, 2023 to September 30, 2024

Building Rental Rates

Following are estimated annual building rates for the period of October 1, 2023 to September 30, 2024. Unless otherwise waived by the Aviation Department, it is a requirement that every tenant leasing Airport warehouse space must also lease mezzanine office space equivalent to no less than 5% of the total square footage of the warehouse leased.

Building #	Building Description	2022-2023	2023-2024
		Actual	Proposed Rates
49	Offices (A/C)	\$6.00	\$6.00
	Shop (A/C)	\$6.00	\$6.00
700	Cargo - Belly Building (Non-A/C)	\$12.00 (1)	\$14.00
	Offices (A/C) 1st Floor	\$15.00 (1)	\$15.00
	Mezzanine Office (A/C)	\$12.50	\$12.75
	3 rd Floor Storage (storage only)	\$10.00	\$10.00
701	Cargo - Belly Building (Non-A/C)	\$12.00 (1)	\$14.00
	Offices (A/C) 1st Floor	\$15.00 (1)	\$15.00
	Mezzanine Office (A/C)	\$12.50	\$12.75
	3 rd Floor Storage (storage only)	\$10.00	\$10.00
702	Cargo - Belly Building (Non-A/C)	\$12.00 (1)	\$14.00
	Offices (A/C) 1st Floor	\$15.00 (1)	\$15.00
	Mezzanine Office (A/C)	\$12.50	\$12.75
	3 rd Floor Storage (storage only)	\$10.00	\$10.00
704	Warehouse (Non-A/C)	\$6.00 (1)	\$6.75 (1)
	Offices (A/C)	\$6.25	\$6.75
	Shop (A/C)	\$6.50	\$6.75
	Storage (A/C)	\$6.25	\$6.75
706	Cargo - Freighter Building (Non-A/C)	\$18.75 (1)	\$19.50 (1)
	Offices (A/C) 1st Floor	\$17.75 (1)	\$19.50 (1)
	Mezzanine Office (A/C)	\$15.25	\$15.50
	3rd Floor Storage (storage only)	\$10.00	\$10.00
707	Cargo - Freighter Building (Non-A/C)	\$18.75 (1)	\$19.50 (1)
	Offices (A/C) 1st Floor	\$17.75 (1)	\$19.50 (1)
	Mezzanine Office (A/C)	\$15.25	\$15.50
	3rd Floor Storage (storage only)	\$10.00	\$10.00
708	Cargo - Freighter Building (Non-A/C)	\$18.75 (1)	\$19.50 (1)
	Offices (A/C) 1st Floor	\$17.75 (1)	\$19.50 (1)
	Mezzanine Office (A/C)	\$15.25	\$15.50
	3rd Floor Storage (storage only)	\$10.00	\$10.00

Non-Terminal Rates, Miami International Airport, Effective as of October 1, 2023 to September 30, 2024

Building #	Building Description	2022-2023 Actual	2023-2024 Proposed Rates
709	LanChile (Airis)	Tenant Constructed Building	
710	LanChile (Airis)	Tenant Constructed Building	
711	Arrow Cargo (Aeroterm)	Tenant Constructed Building	
712	Arrow Cargo (AMB codina)	Tenant Constructed Building	
714	Cargo – Freighter Building (Non-A/C)	\$14.75 (1)	\$15.75 (1)
	Offices – First Floor (A/C)	\$14.00 (1)	\$15.75 (1)
	Mezzanine Office	\$13.00	\$13.25
716A, B, E, F, G H, I, J	Cargo – Freight Building (Non-A/C)	\$16.00 (1)	\$17.00 (1)
	Offices (A/C) 2 nd Floor	\$14.25	\$14.50
	Offices (A/C) 1 st Floor	\$16.00	\$16.50
716 C & D	Cargo – Freight Building (Non-A/C)	\$17.00 (1)	\$17.50 (1)
	Offices (A/C) 2 nd Floor	\$15.00	\$15.00
	Offices (A/C) 1 st Floor	\$16.50	\$16.75
719	Governmental Service Bldg. - CCC	\$19.75	\$20.25
741	Decompression chamber	\$52,000 per year	\$54,000 per year
805	Cargo – Freight Building (Non-A/C)	\$14.00(1)	\$15.50(1)
	Offices (A/C)	\$13.00	\$13.50
807	UPS (Cargo)	Tenant Constructed Building	
812	PPQ Building	MDAD/ Tenant Constructed Building	
815	USDA Veterinary Services	MDAD/ Tenant Constructed Building	
820	Warehouse (Non-A/C)	\$10.25 (1)	\$12.00
	Offices (A/C)	\$11.00	\$12.00
831	Office/Warehouse (FedEx)	Tenant Constructed Building	
836	FBO Sports Terminal	\$21.00	\$23.00
837	GSE Facility	\$14.00	\$14.75
837A	GSE Facility	\$14.00	\$14.75
839	Hangar (Signature Flight Center)	\$13.00	\$14.50
	Offices (A/C)	\$16.00	\$17.00
840	Signature Flight Support (Terminal)	\$21.00	\$23.00
844	Hangar (Non-A/C)		\$12.00 (1)
	Shop - (Non-A/C)	\$9.50 (1)	\$10.00 (1)
	Offices (A/C)	\$11.75	\$12.00
	Storage (A/C)	\$6.75	\$7.00
845	Offices (A/C)	\$17.50 (2)	\$20.00
	Warehouse (Non-A/C)	\$12.00	\$13.00
	Warehouse (A/C)	\$12.50	\$13.50
	Warehouse Office (A/C)	\$12.25	\$13.50
	Double Height Warehouse (A/C)	\$13.50	\$14.25
	Atrium Space—1 st Floor (A/C)	\$20.00 (2)	\$22.00 (2)
	Atrium Space—Above 1 st Floor (A/C)	\$20.00 (2)	\$22.00 (2)

Non-Terminal Rates, Miami International Airport, Effective as of October 1, 2023 to September 30, 2024

Building #	Building Description	2022-2023 Actual	2023-2024 Proposed Rates
850	Hangar (Non-A/C)	N/A	\$14.00
	Offices (A/C) 1st Floor	N/A	\$13.50
	Offices (A/C) 2 nd Floor	N/A	\$15.00
855	Storage (A/C)	\$6.75	\$7.00
856	Storage (A/C)	\$6.50	\$7.00
857	Wash Rack & Drum Storage	\$6.75	\$7.00
861 ⁴	Aircraft—Hangars	\$11.00	\$12.00
	Shops (A/C)	\$6.35	\$10.00
	Storage (A/C)	\$6.35	\$10.00
	Offices (A/C) 1st Floor	\$6.50	\$10.00
	Formerly Offices (A/C) Above 1st floor (Raw)	\$6.50	\$6.50
862 ⁴	Aircraft—Hangars	\$11.00	\$12.00
	Shops (A/C)	\$6.35	\$10.00
	Storage (A/C)	\$6.35	\$10.00
	Offices (A/C) 1st Floor	\$6.50	N/A
	Remodeled Offices (A/C) 1st Floor (executive office)	N/A	\$14.00
	Remodeled Offices (A/C) Above 1st floor (executive office)	N/A	\$14.00
863	Engine Overhaul and Service	\$6.50	\$9.50
	Storage 2nd Floor	\$4.50 (3)	\$6.00 (3)
	Offices (A/C) 1 st Floor	\$10.00	\$13.00
	Offices (A/C) Above 1st floor (Raw)	\$8.00	\$8.00
871	Hangar (Non-A/C)	\$9.00 (1)	\$12.00 (1)
	Offices (A/C) 1 st Floor	\$6.25	\$11.00
	Shop and Storage	\$4.50 (3)	\$5.25 (3)
875	Flight Academy		
	Office (A/C) Pan Am	\$12.50	\$13.00
	Office (A/C) Individual tenants	\$16.50	\$16.75
	Simulator Bays (A/C)	\$9.50	\$9.75
890	Hangar (Non-A/C)		
	Office Space (A/C)		Development Lease
	Storage (A/C)		
	Shops (A/C)		
891	First Floor: Maintenance-Shops (A/C)		
	Second Floor: Shops (A/C)		Development Lease
	Third Floor: Shops (A/C)		
	Fourth Floor: Storage (Non-A/C)		
896	Hangar—Maintenance (Non-A/C)	\$11.00 (1)	\$11.50
	Office Space (A/C) 1 st Floor	\$10.50	\$11.00
	Formerly Offices (A/C) 2nd floor (Raw)	\$8.00	\$8.00
	Shops-Maintenance (A/C)	\$6.25	\$6.50
	Third Floor: Storage	\$3.00	\$4.00
	Composite Shop	\$10.00	\$10.50
	Composite Shop	\$10.00	\$10.50
Third Floor : Office (if converted from storage)	N/A	\$10.50	
909	Flight Training Facility (Airbus)		Tenant Constructed Building
916	Cargo Warehouse (Development)		Tenant Constructed Building
918 & 919	Office - Entire Building (A/C)	\$11.50	\$12.50
	Office - Per Floor or less (A/C)	\$14.50	\$14.75
	Storage	\$6.00 (3)	\$6.25 (3)
	Loading Dock	\$1.75	\$2.00
2082	Warehouse (El Dorado)-Entire Bldg.		\$11.00

Non-Terminal Rates, Miami International Airport, Effective as of October 1, 2023 to September 30, 2024

Building #	Building Description	2022-2023 Actual	2023-2024 Proposed Rates
3010	Cabstand Cafe (A/C)	\$30.00 (5)	\$30.00 (5)
3030	Small Offices for Baker Audio Visual / N&K Enterprises	\$11.50	\$11.75
3030	Offices (A/C)— All Wings of 3030 (Entire Wing A, B & C)	\$10.50	\$10.75
3033	Police Station (A/C)	\$10.00	\$12.00
3037	Maintenance-Garage (Non-A/C)	\$7.50	\$8.00
	Offices (A/C)	\$7.00	\$7.50
3038	Building Services -Maintenance/Office (A/C)	\$7.50	\$7.50
3040	Maintenance Shops (Non-A/C) and Offices (A/C)	\$7.00	\$8.00
3046	Offices (A/C)	\$10.50	\$11.00
	Shop	\$6.75 (3)	\$7.00 (3)
3047	Offices (A/C)	\$10.50	\$11.00
3048	Offices (A/C)	\$10.50	\$11.00
3049	Maintenance Garage (Non-A/C)	\$7.00	\$7.25
3050	Administration Building (Multiple Tenancy)	\$15.00	\$15.50 (to be demolished)
3074	In-flight Caterers: Kitchen	\$8.50 (3)	\$9.50 (3)
3077	Triturator	\$22,000 yr. (6)	\$24,000 yr. (6)
3078	Fuel Building (A/C)	\$10.50	\$11.00
	Offices (A/C)	\$11.00	\$12.00
3089	Existing Parking Garage	\$65.00/month/space	\$70.00/month/space
3091	Maintenance/Offices (A/C)	\$9.00	\$9.50
3094	Existing Parking Garage	\$65.00/month/space	\$70.00/month/space
3095	Hangar Building		
	Hangar Area (Non-A/C) – 1 st Floor	\$13.00	\$14.50
	Office – 1 st and 2 nd Floors	\$10.00	\$11.00
	Shops & Storage (1st and 2nd Floors)	\$8.00	\$9.00
	Formerly Offices (A/C) 3rd to 11th floor (Raw)	N/A	N/A
3101	Maintenance Garage—Storage (Non- A/C)	\$6.75	\$7.25
3110	Offices—Security	\$22.00	\$22.00
3150	Offices (A/C)	\$12.00	\$12.50
3151	Maintenance—Shop (Non-A/C)	\$6.75	\$7.25
	Offices (A/C)	\$11.50	\$12.00

Non-Terminal Rates, Miami International Airport, Effective as of October 1, 2023 to September 30, 2024

Building #	Building Description	2022-2023 Actual	2023-2024 Proposed Rates
3152	Service Station (Non-A/C)	\$6.25	\$6.75
3153	Car Wash Building	\$6.25	\$6.75
3241	RCC Office (A/C)	\$26.50 (7)	\$26.50 (7)
	RCC Storage (A/C)	\$15.50 (7)	\$15.50 (7)
4001	Traffic Control Center	\$14.00	\$14.50
4002	Public Works Office	\$13.00	\$13.50
4003	Corrections Office (A/C)	To Be Demolished	
4003A	Offices (A/C)	\$8.00	\$8.50
	Storage (Non-A/C)	\$6.00	\$6.50
4004	Sign Shop (Non-A/C)	\$6.75	\$7.25
MIC	Platform - Unfinished space	\$30.00	\$30.00
Bldg 770 / AKA 2205 NW 70 th Ave	Industrial Building outside of MIA	\$11.25 (NNN)	\$12.50 (NNN)
788	Showroom (A/C)	\$9.50	\$11.00
	Office (A/C)	\$9.00	\$10.75
	Warehouse	\$8.75	\$10.75
Miami Intermodal Center	Bus Parking Space	\$2,500 per month	\$2,750 per month
	Greyhound (Bldg plus 3 bus lanes)	\$11,500 per month	\$12,500 per month
MIC	Small office space (police)	\$15.00	\$15.00

NNN = Triple Net lease with tenant paying prorata share of all expenses

Additional Rental Rate Estimates

Utility Rates

The rental rates herein exclude utilities (water, sewer and electric), except as foot noted. Utilities shall be applied as a separate charge. These rates are not estimated by the appraiser and are supplied by MDAD.

Trailer Parking, Tractor Trailer Parking & Modular Units

Trailer parking has a rate of \$250 per space per month for single wide trailers, \$500 per space per month for double wide trailers, \$600 per space per month for a triple wide and \$500 per space for tractor trailers. Modular units are authorized for temporary use by tenants for office or storage purposes, preceding and/or during construction, and have the rates of \$250.00 per space per month for single wide trailers, \$500 per space per month for double wide trailers and \$650 per space per month for a triple wide.

Automobile Parking

Automobile parking (grade level & non-garage space) has a charge of \$70.00 per space per month. Newly built parking garages have a charge of \$85 per space per month. Limousines that occupy no more than a standard parking space/area will be charged \$75 per month. Larger limousines have a rate of \$125 per month. Tour buses and buses more than eight (8) feet wide and 18 feet long have a rate of \$300 per month.

Antenna Installations

Any antenna and its associated equipment for data collection, reception, or transmission related to (i) the monitoring of aircraft movements in the air or on the ground or (ii) any other aviation activity as determined by MDAD, shall pay a fee of \$2,500 annually per antenna, plus rental charges for the land or any facility on which or in which any antenna or associated equipment is installed, based on MDAD's sole determination of the dimensions of the land or facility allocable to such antenna or equipment. For all other antenna and associated equipment for non-aviation or specialty use, fees and rental charges in an amount not to exceed \$250,000 annually shall be separately imposed by MDAD as a condition of a lease, license, or permit applicable to the installation of the antenna or equipment.

Fuel Tender Parking Facility Rental Rate

This represents truck parking for approximately 30 vehicles at the new fuel tender facility. A rate of \$500 per month is per vehicle.

Footnotes

Note: Footnotes from previous years have been modified to simplify the rental rates. There are additional considerations that may affect some tenants which no longer have an assigned footnote. The new footnotes now apply solely for identifying the estimated market rents. Additional items in the previous footnotes, and no longer included in the new footnotes, include the following:

- Non-airline tenants shall pay the said per square foot rate or 3% of all gross revenues produced from providing aircraft maintenance services to others, whichever is greater.
- Airline tenants shall pay 3% of all gross revenues produced from providing aircraft maintenance services to others in addition to the said per square foot rental rates.
- Additional rent may be applicable to recover costs of 40-year recertification and costs of repairs to comply with life safety codes.
- In addition to the rent, some tenants may pay an opportunity fee of 7.5% of the revenues collected. In this situation the tenant is responsible for all maintenance and repairs.
- Rate includes amortization of 40-year recertification and costs of repairs to comply with life safety codes.
- Common area maintenance is not charged by MDAD

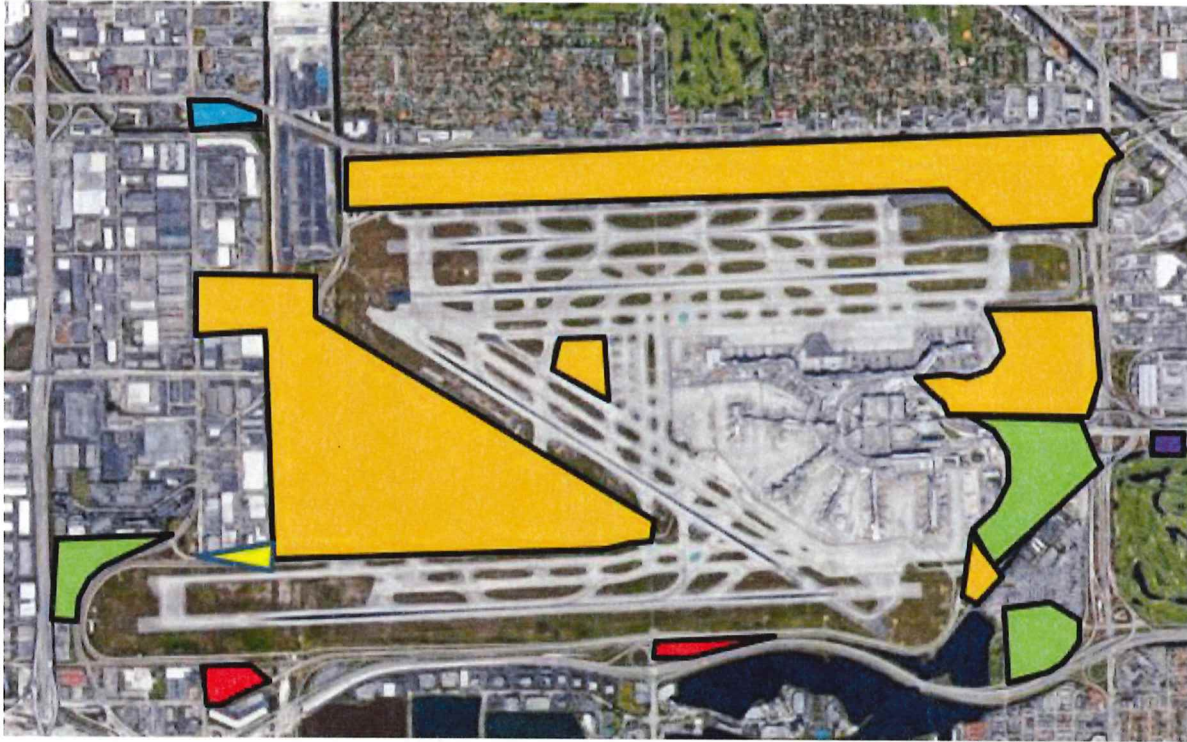
Most of the multi-tenant office rentals have an estimated rent and there is no additional charge for the underlying land rent.

Most of the cargo and hangar buildings have an estimated market rent and in addition the tenant pays for the underlying land rent.

Most of the buildings and the spaces are not separately metered. Miami-Dade County Aviation Department has applicable rate charges to the tenant for electric, air conditioning, et al. These rates are not part of the estimated market rents and are separate from this document. The footnotes currently used in the analysis are as follows:

1. In addition to the building rate charge, there is a land rate charge for “Land Under Building” which is added to the building rate.
2. Rent includes electricity, water, and sewer. There is no land charge for office space above the first floor.
3. If space is converted to A/C space, tenant pays applicable electric and is responsible for A/C repair and replacement
4. Appraised rate includes a charge of \$.10 per square foot as a trash removal fee.
5. Tenant pays minimum guarantee
6. In addition to rent, tenant pays an opportunity fee of 7.5% of the revenues collected. Tenant is responsible for all maintenance and repairs.
7. Includes land rent and janitorial. Utilities are paid by rental car agencies in MIC.

Land Zones 1, 2, 3, 4, 5 & 7



Legend

- Land Zone 1 
- Land Zone 2 
- Land Zone 3 
- Land Zone 4 
- Land Zone 5 
- Land Zone 7 

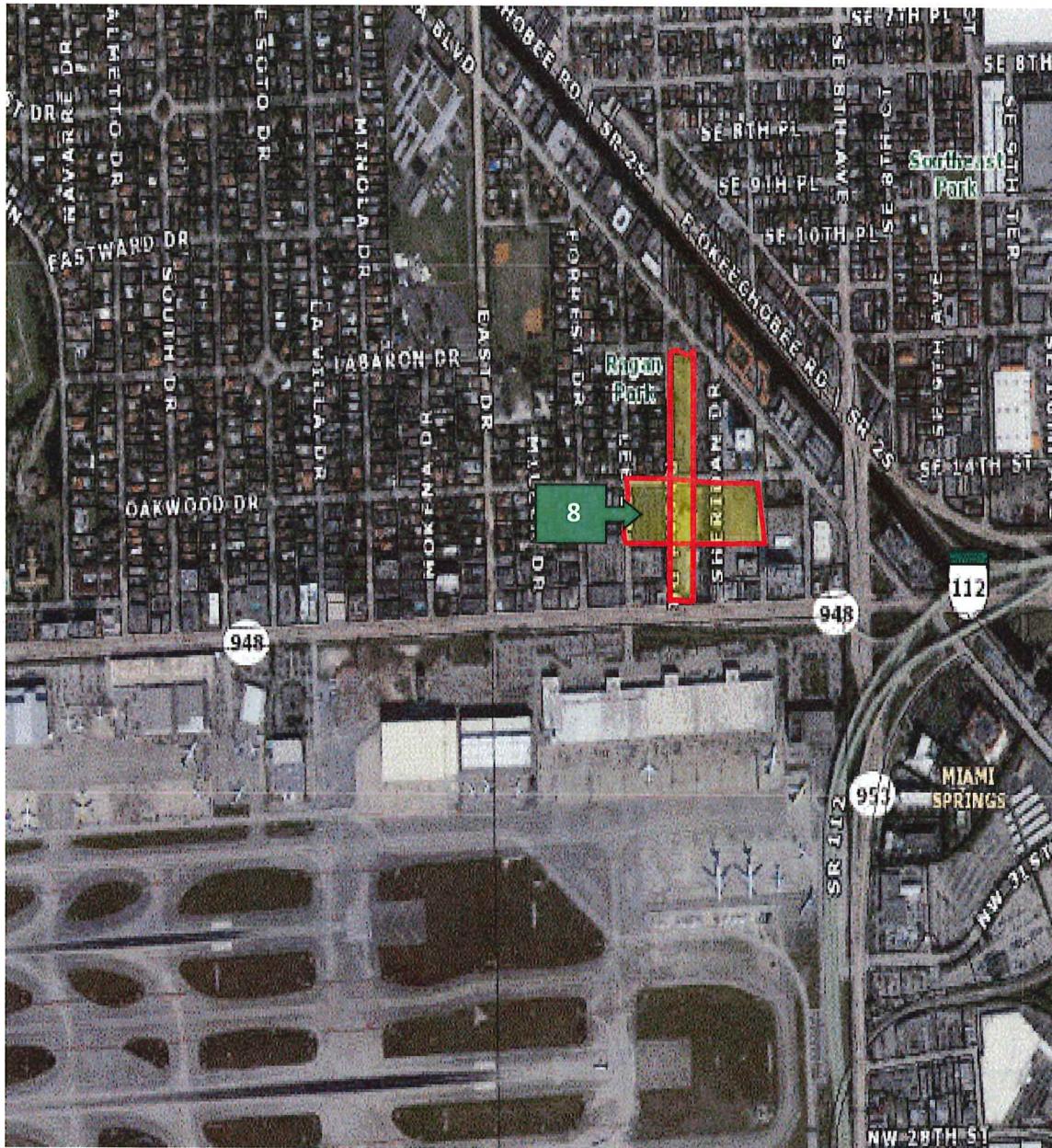
Non-Terminal Rates, Miami International Airport, Effective as of October 1, 2023 to September 30, 2024

Land Zone 6



Non-Terminal Rates, Miami International Airport, Effective as of October 1, 2023 to September 30, 2024

Land Zone 8

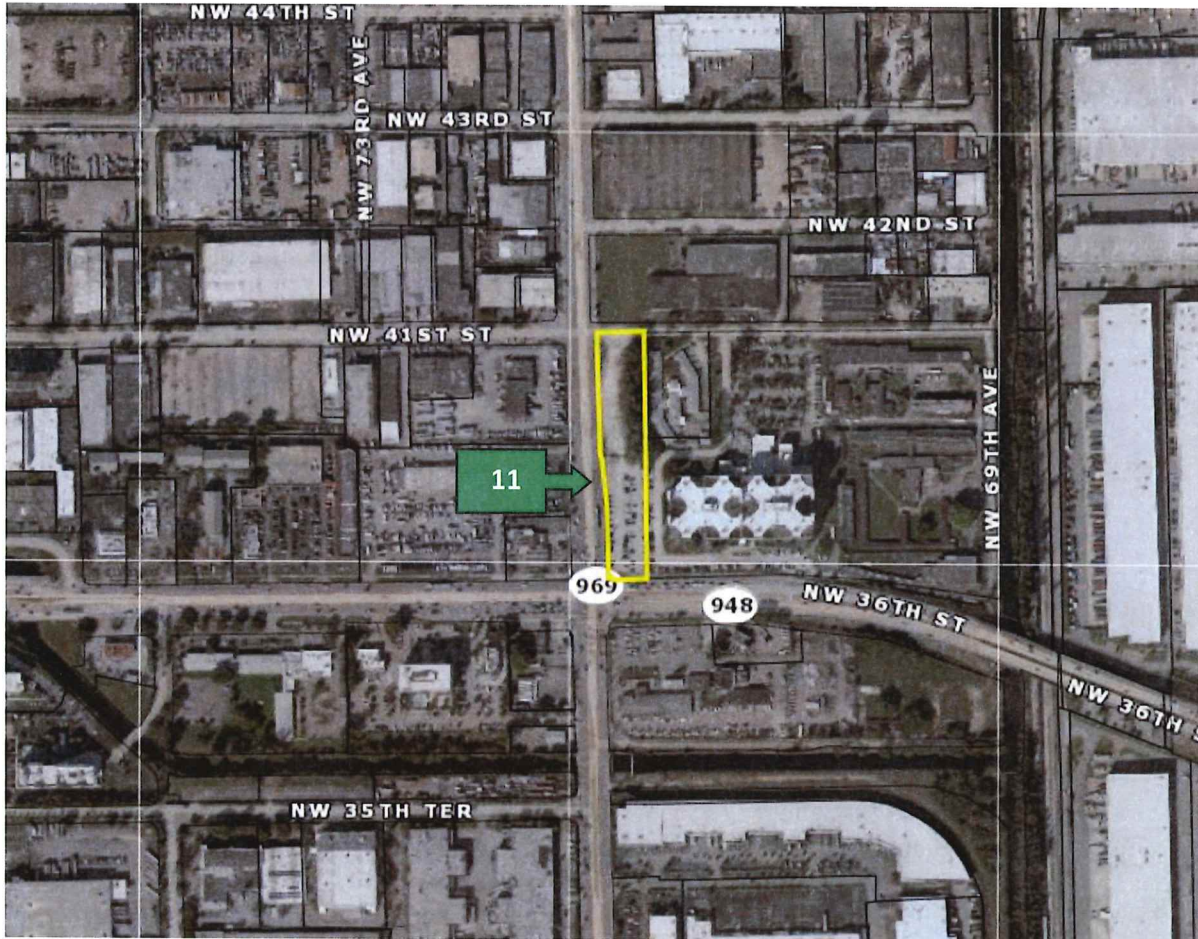


Non-Terminal Rates, Miami International Airport, Effective as of October 1, 2023 to September 30, 2024

Land Zones 9 & 10



Land Zones 11




Certification

The undersigned does hereby certify that, to the best of my knowledge and belief:

1. The statements of fact contained in this report are true and correct.
2. The reported analyses, opinions, and conclusions are limited only by the reported assumptions and limiting conditions and are my personal, impartial, and unbiased professional analyses, opinions, and conclusions.
3. I have no present or prospective interest in the property that is the subject of this report and no personal interest with respect to the parties involved.
4. I have no bias with respect to the property that is the subject of this report or to the parties involved with this assignment.
5. My engagement in this assignment was not contingent upon developing or reporting predetermined results.
6. My compensation for completing this assignment is not contingent upon the development or reporting of a predetermined value or direction in value that favors the cause of the client, the amount of the value opinion, the attainment of a stipulated result, or the occurrence of a subsequent event directly related to the intended use of this appraisal.
7. My analyses, opinions and conclusions were developed, and this report has been prepared, in conformity with the following requirements.
 - Uniform Standards of Professional Appraisal Practice (USPAP)
 - The Code of Professional Ethics and Standards of Professional Practice of the Appraisal Institute
 - The State of Florida requirements for state-certified appraisers
8. I have complied with the USPAP Competency Rule.
9. This appraisal report sets forth all the limiting conditions imposed by the terms of this assignment or by the undersigned affecting the analyses, opinions and conclusions contained in this report.
10. The use of this report is subject to the requirements of the Appraisal Institute relating to review by its duly authorized representatives. Additionally, it is subject to review by the state of Florida relating to review by the real estate appraisal subcommittee of the Florida Real Estate Commission.
11. It should be noted that the valuation herein does not include any furniture, fixtures, or equipment necessary to operate any business, or businesses occupying the subject property. The valuation herein does not include a value for any business entity, or entities occupying the subject property.

Non-Terminal Rates, Miami International Airport, Effective as of October 1, 2023 to September 30, 2024

12. I, Josh L. Rosen, MAI, a State-Certified General Real Estate Appraiser, have made a personal inspection of various properties that are the subject of this report.
13. As of the date of this report Josh L. Rosen, MAI has completed the continuing education program of the Appraisal Institute.
14. I, Josh L. Rosen, MAI, acknowledge the significant assistance of Lee H. Waronker for the prior inspections, research and preparation of this report.
15. I, Josh L. Rosen, MAI, acknowledge the significant assistance of Bruno Picasso for the inspection, research and preparation of this report.
16. On the subject of this report, I have performed services, as an appraiser within the three-year period immediately preceding acceptance of this assignment.



Josh L. Rosen, MAI
State-Certified General Real Estate Appraiser
License No. RZ395

Date of Report May 23, 2023

General Assumptions and Limiting Conditions

This appraisal report has been made with the following general assumptions:

1. No responsibility is assumed for the legal description nor is responsibility assumed for matters legal in character or nature. No opinion is rendered as to title, which is assumed to be good and marketable.
2. All existing liens, encumbrances, and assessments have been disregarded, unless otherwise noted, and the property is appraised as though free and clear.
3. Responsible ownership and competent property management are assumed.
4. The information furnished by others is believed to be reliable, but no warranty is given for its accuracy.
5. All engineering studies are assumed to be correct. Any plot plans or illustrative material in this report are included only to help the reader visualize the property.
6. Noted in this appraisal report are any adverse conditions (such as needed repairs, depreciation, the presence of hazardous wastes, toxic substances, etc.) discovered during the data collection process in performing the appraisal. Unless otherwise stated in the appraisal report, the appraisers have no knowledge of any hidden or unapparent physical deficiencies or adverse conditions of the property that would make the property less valuable and have assumed that there are no such conditions and make no guarantees or warranties, express or implied. The appraisers have no responsibility for any such conditions that do exist, or for any engineering or testing, that might be required to discover whether such conditions exist.
7. It is assumed that the property is in full compliance with all applicable federal, state, and local environmental regulations and laws unless the lack of compliance is stated, described, and considered in the appraisal.
8. It is assumed that the property conforms to all applicable zoning and use regulations and restrictions, unless a non-conformity has been identified, described, and considered in the appraisal.
9. It is assumed that all required licenses, certificates of occupancy, consents, and other legislative or administrative authority from any local, state, or national government or private entity or organization have been, or can be obtained, or renewed for any use on which the opinion of value contained in this report is based.
10. It is assumed that the use of the land and improvements is confined within the boundaries or property lines of the property described and considered in the appraisal.
11. Appraisers are not experts in the field of environmental hazards and this report should not be considered an environmental assessment of the property. The client and any intended user are urged to retain an expert in this field. The existence of hazardous materials was present in various areas of the property. The appraiser has no knowledge of the existence of such materials contaminating the property and is not qualified to detect contamination of such substances. The presences of substances such as asbestos, urea formaldehyde foam insulation or other potentially hazardous materials may affect the value of the property. The value estimated is predicated on the assumption that there is no such material contaminating the property that would cause a loss in value. No responsibility is assumed

Non-Terminal Rates, Miami International Airport, Effective as of October 1, 2023 to September 30, 2024

- for any such conditions, or for any expertise or engineering knowledge required to discover them.
12. The physical condition of the improvements, if any, described herein was based on visual inspection. No liability is assumed for the soundness of structural members since no engineering tests were made of same.
 13. Neither all nor any part of this appraisal report shall be disseminated to the public using the appraiser's name or appraisal designation, without prior written consent of the appraisers signing this appraisal report.
 14. Neither all nor any part of this appraisal report shall be disseminated without the appraiser's written consent and approval must be obtained before this appraisal report can be conveyed by anyone to the public through advertising, public relations, news, sales, or other media.
 15. Authorization is not allowed for the out-of-context quoting from, or partial reprinting of, this appraisal report.
 16. There is no requirement to give testimony or appear in court because of having made an appraisal of the appraised property, unless specific arrangements to do so have been made in advance, or as otherwise required by law.
 17. The reader should be advised that our employment was not contingent on the appraisal providing a minimum valuation, a specific calculation, or the approval of a loan.
 18. Additionally, we have complied with the USPAP Competency Rule.
 19. The Client, as identified within the appraisal, is the party or parties who engaged the appraiser for a specific assignment. By receiving a copy of this report from the client, that person or persons do not become a party to the appraiser-client relationship, nor an intended user. Any person who receives a copy of this appraisal report, due to disclosure requirements that apply to an appraiser's client, does not become an intended user of this report unless the client specifically identified them at the time of the assignment, and they are identified in the report.
 20. If the valuation in the report is subject to satisfactory completion, repairs, or alterations, it is assumed that the improvements will be completed competently and without significant deviation. If a cost to complete these improvements was provided by the client, it is assumed that the estimate is accurate, unless otherwise noted.
 21. The contents of the appraisal report, except as required by the Uniform Standards of Professional Appraisal Practice, and/or applicable federal, state, or local laws, will not be disclosed.

Limiting Conditions:

1. The allocation of total value between land and improvements applies only under the described utilization. The separate valuations for land and improvements must not be used in conjunction with any other appraisal and are invalid if so used.
2. The Americans with Disability Act (ADA) became effective January 26, 1992. The appraiser has not made a specific compliance survey and analysis of this property to determine whether it is in conformity with the various detailed requirements of the requirements of the ADA. It is possible that a compliance survey of the property and a detailed analysis of the requirements of the ADA, could reveal that the property is not in compliance with one or more of the requirements of the Act. If so, this fact could have a negative impact upon the value of the property. Since the appraiser has no direct evidence relating to this issue, possible noncompliance with the requirements of ADA was not considered in estimating the value of the property.



ANDREW H. MAGENHEIMER, MAI
CERT. GEN. RZ1073

THEODORE W. SLACK, MAI
(1902 - 1992)
THEODORE C. SLACK, MAI
(1931 - 2015)
SUE BARRETT SLACK, MAI
(RETIRED)

June 7, 2023

Mr. Robert Warren
Miami-Dade Aviation Department
P.O. Box 025504
Miami, Florida 33102

RE: Miami-Dade Aviation Department
Fiscal Year 2024 General Aviation Rental Rates and Charges Review

Dear Mr. Warren:

Slack, Johnston & Magenheimer, Inc. has been retained to provide appraisal services as part of our professional service agreement approved by EPPRFP-01396. The scope of this analysis is limited to estimates of annual market rent for various properties located at Miami-Dade County's general aviation airports. This letter provides summary information in a restricted appraisal report format. A restricted appraisal report format may not contain all the supporting rationale for all of the opinions and conclusions set forth in this report. Additional information concerning the analysis is retained in our files. This analysis is intended to comply with the Uniform Standards of Professional Appraisal Practice (USPAP). The intended use of this report is to assist Miami-Dade County establishing rental rates at their general aviation airports. The client/intended user is the Miami-Dade Aviation Department and this report is limited to their use. Market rent is defined in the Dictionary of Real Estate Appraisal and the effective date of this report is stated above.

The scope of appraisal services includes estimates of the annual market rental rates for various properties at Miami-Dade County's general aviation airports, including Miami-Opa Locka Executive Airport (OPF), Miami Executive Airport (TMB) and Miami Homestead General Aviation Airport (X51). Our analysis has included visits to the airports and the improvements, as well as market research of similar aeronautical and non-aviation properties that have been compared to the properties that are the subject of this report.

Our general aviation rental rate analysis included a review of the method of establishing rental rates and charges. Generally, airports within Florida do not sell; therefore, determining rental rates and charges based on capitalization of sales prices is not possible. There are two generally acceptable methods of estimating rental rates: 1) a market comparative analysis based on market research and 2) a comparison of non-airport (off-port) land and improvement values to airport (on-port) properties. As such, the traditional approaches to value are not considered relevant to this analysis, with the exception of sales and income approaches in the analysis of the non-aviation land. It is our opinion that market research produces the best method of estimating rental rates between similar property types. This method serves as the basis for our estimation of fair market annual rental rates for the Miami-Dade County's general aviation airports.

Mr. Robert Warren
June 7, 2023

We have reviewed local and national surveys of airport rates and charges. Our research revealed there is limited, reliable survey information available for annual rental rates at airports in Florida. Our research included a direct survey of over 50 public general aviation, as well as non-hub and small-hub commercial airports within Florida. Our market research focused on general aviation rental rates and charges within Florida based on a direct questionnaire, as well as telephone interviews with several airport managers and fixed base operators. This was a direct survey and the reliability of the information collected is considered good.

The primary focus of our survey was rental rates and charges for airport properties, including both aeronautical and non-aviation uses. The airports have been compared based on location, physical size, annual operations, based aircraft and fuel flowage. The data collected includes statistical information described above, as well as rates and charges for various types of airport properties.

Our survey indicates that, although there is a wide variation in geographic locations and non-aviation property values throughout Florida, there are several similarities in rental rates and charges for various components at general aviation airports. Airports were compared based on activity levels relating to geographic locations, physical size, number and length of runways, based aircraft, annual operations and fuel flowage.

In our research, the primary focus of airport comparisons was based on geographic location and relationships between based aircraft, operations and fuel flowage. The survey information was collected and analyzed for the purpose of comparison to Miami-Dade County's general aviation airports. The airports were compared based on their activity levels, as previously discussed.

Based on our market analysis, we have recommended revising the current rental rates slightly for most of the properties at the County's general aviation airports. It was noted, the market conditions for the non-aviation properties at the general aviation airports continue to change based on market sales analysis. It is recommended the County continue to undertake individual appraisals of the non-aviation properties to establish rental rates on a case-by-case basis to best reflect market conditions at the time.

Based on our research and analysis, we recommend revising many of the rental rates for Fiscal Year 2024. Refer to the attached FY2024 Rental Rate Summary for each airport. The following changes to general aviation rental rates for FY2024 are recommended.

Miami Homestead General Aviation Airport –

Aeronautical Land - Increase the annual aeronautical land rental rate \$0.01 per square foot to \$0.11 per square foot.

Pavement – Increase the annual pavement rental rate \$0.01 per square foot to \$0.08 per square foot.

Farm Land – Increase the annual minimum bid for farm land \$25 per acre to \$475 per acre.

Mr. Robert Warren
June 7, 2023

Aeronautical Buildings: Revise the annual building rental rates as follows:

X51 Building	FY2023 \$/SF/Yr.	Increase \$/SF/Yr.	FY2024 \$/SF/Yr.
2	\$4.25	\$0.40	\$4.65
3	\$2.90	\$0.25	\$3.15
5	\$3.90	\$0.35	\$4.25
10	\$4.25	\$0.40	\$4.65
14	\$2.90	\$0.25	\$3.15

Miami Executive Airport –

Aeronautical Land - Increase the annual aeronautical land rental rate \$0.03 per square foot to \$0.30 per square foot.

Pavement – Increase the annual pavement rental rate \$0.01 per square foot to \$0.08 per square foot.

Non-Aeronautical Land - We recommend independent review and site appraisals of proposals to rent non-aviation land concerning terms and location on a case-by-case basis to best reflect market conditions at the time.

Aeronautical Buildings: Revise the annual building rental rates as follows:

TMB Building	FY2023 \$/SF/Yr.	Increase \$/SF/Yr.	FY2024 \$/SF/Yr.
109A	\$3.95	\$0.75	\$4.70
109B	\$3.95	\$0.75	\$4.70
114	\$4.25	\$0.60	\$4.85
121	\$7.00	\$0.95	\$7.95
123	\$6.95	\$0.90	\$7.85
221	\$4.30	\$0.70	\$5.00
222	\$2.75	\$0.45	\$3.20
225	\$3.65	\$0.45	\$4.10
227	\$4.30	\$0.70	\$5.00
228	\$7.75	\$0.75	\$8.50
229	\$7.35	\$0.75	\$8.10
232	\$6.75	\$0.75	\$7.50
233	\$3.50	\$0.45	\$3.95
234	\$3.50	\$0.45	\$3.95
235	\$3.50	\$0.45	\$3.95
247	\$7.35	\$0.70	\$8.05
501	\$10.00	\$1.75	\$11.75
505 (1)	\$6.65	\$0.95	\$7.60
507	\$20.00	\$2.00	\$22.00

Note 1: Rent for Building 505 if rented at market rent levels

Mr. Robert Warren
June 7, 2023

Miami - Opa Locka Executive Airport -

Aeronautical Land - Increase the annual aeronautical land rental rate \$0.05 per square foot to \$0.40 per square foot.

Pavement – Increase the annual pavement rental rate \$0.01 per square foot to \$0.08 per square foot.

Non-Aeronautical Land - We recommend independent review and site appraisals of proposals to rent non-aviation land concerning terms and location on a case-by-case basis to best reflect market conditions at the time.

Non-Aeronautical Land: Revise the annual non-aviation land rent per square foot as follows:

OPF Land Non-Aeronautical	FY 2023 \$/SF/Yr.	Increase \$/SF/Yr.	FY2024 \$/SF/Yr.
Clear Zone O-7889 (MLOC)	\$0.90	\$0.20	\$1.10
Parcel O-1519 (MDWASD)	\$1.30	\$0.30	\$1.60
Parcel O-216 (MDDC)	\$1.60	\$0.40	\$2.00

OPF Clearzone Parcel O-8088 - Continue 3% annual increase per agreement.

Aeronautical Buildings: Revise the annual building rental rates as follows:

OPF Building	FY2023 \$/SF/Yr.	Increase \$/SF/Yr.	FY2024 \$/SF/Yr.
40.3e	\$9.00	\$0.60	\$9.60
40.2c	\$8.50	\$0.65	\$9.15
40.1w	\$8.70	\$0.60	\$9.30
41.3e	\$8.50	\$0.65	\$9.15
41.2c	\$8.50	\$0.65	\$9.15
41.1w	\$8.50	\$0.65	\$9.15
45	\$7.80	\$0.95	\$8.75
46	\$15.00	\$1.00	\$16.00
47	\$7.95	\$0.90	\$8.85
107Office	\$20.00	\$1.00	\$21.00
107Dorm	\$21.00	\$1.50	\$22.50

The attached airport rental summaries for Miami-Opa Locka Executive, Miami Executive and Miami Homestead General Aviation Airports reflect our recommendations.

Sincerely,

SLACK, JOHNSTON & MAGENHEIMER, INC.



Andrew H. Magenheimer, MAI
CERT. GEN. RZ1073

Enclosures
\\MDAD\GA.FY24.RATES

CERTIFICATION

We certify that, to the best of our knowledge and belief, ...

- the statements of fact contained in this report are true and correct.
- the reported analyzes, opinions, and conclusions are limited only by the reported assumptions and limiting conditions and are our personal, impartial and unbiased professional analyzes, opinions, and conclusions.
- we have no present or prospective interest in the property that is the subject of this report and we have no personal interest or bias with respect to the parties involved.
- our compensation is not contingent upon the reporting of a predetermined value or direction in value that favors the cause of the client, the amount of the value estimate, the attainment of a stipulated result, or the occurrence of a subsequent event.
- our analysis, opinions, and conclusions were developed, and this report has been prepared, in conformity with the following: 1) the Uniform Standards of Professional Appraisal Practice (USPAP); 2) the Code of Professional Ethics and the Standards of Professional Appraisal Practice of the Appraisal Institute; and 3) the requirements of the State of Florida for state-certified appraisers.
- we have made a personal visit to the property that is the subject of this report.
- Chris LaPlant, Cert. Gen. RZ1494 and Kimberly Magenheimer, Cert. Gen. RZ1386 provided significant professional assistance to the person signing this certification.
- the use of this report is subject to the requirements of the State of Florida relating to review by the Real Estate Appraisal Subcommittee of the Florida Real Estate Commission and to the requirements of the Appraisal Institute relating to review by its duly authorized representatives.
- the appraisal assignment was not based on a requested minimum valuation, a specific valuation, or the approval of a loan.
- Slack, Johnston & Magenheimer has performed services regarding the subject property in the past three years.
- as of the date of this report, Andrew H. Magenheimer, has completed the requirements of the continuing education program for Designated Members of the Appraisal Institute.

SLACK, JOHNSTON & MAGENHEIMER, INC.



Andrew H. Magenheimer, MAI
CERT. GEN. RZ1073

Miami - Opa Locka Executive Airport (OPF)				
FY 2024 Property Rental Summary				
LAND RENTAL		Rent/SF/Year		
		Actual FY2022	Actual FY2023	Proposed FY2024
Aeronautical Land		\$0.31	\$0.35	\$0.40
Nonaeronautical Land - appraise individually case-by-case as necessary				
PAVEMENT RENTAL		Rent/SF/Year		
		Actual FY2022	Actual FY2023	Proposed FY2024
Pavement		\$0.06	\$0.07	\$0.08
Non-Aviation Land		Rent/SF/Year		
Lease Number/Tenant		Actual FY2022	Actual FY2023	Proposed FY2024
Lease No.	O-216	\$1.40	\$1.60	\$2.00
Dept. of Corrections				
Lease No.	O-1519	\$1.10	\$1.30	\$1.60
WASD				
Lease No.	O-8088	\$0.584	\$0.602	\$0.620
Schaecter - clearzone (2)				
Lease No.	O-7889	\$0.75	\$0.90	\$1.10
Mia Lks Office Condo - clearzone				
BUILDING RENTAL (1)		Rent/SF/Year		
Aviation Tenants		Actual FY2022	Actual FY2023	Proposed FY2024
Building	40.3e	\$8.80	\$9.00	\$9.60
Building	40.2c	\$8.35	\$8.50	\$9.15
Building	40.1w	\$8.55	\$8.70	\$9.30
Building	41.3e	\$8.35	\$8.50	\$9.15
Building	41.2c	\$8.35	\$8.50	\$9.15
Building	41.1w	\$8.35	\$8.50	\$9.15
Building	45	\$7.65	\$7.80	\$8.75
Building	46	\$14.50	\$15.00	\$16.00
Building	47	\$7.80	\$7.95	\$8.85
Building	107Office	\$19.00	\$20.00	\$21.00
Building	107Dorm	\$20.00	\$21.00	\$22.50
Note 1: Annual rent/SF excluding land or pavement				
Note 2: Rent subject to annual 3% increase				
Last Revised 6/7/2023				
OPF.FY24				

Miami Executive Airport (TMB)				
FY 2024 Property Rental Summary				
LAND RENTAL		Rent/SF/Year		
		Actual FY2022	Actual FY2023	Proposed FY2024
Aeronautical Land		\$0.25	\$0.27	\$0.30
Nonaeronautical Land - appraise individually case-by-case as necessary				
PAVEMENT RENTAL		Rent/SF/Year		
		Actual FY2022	Actual FY2023	Proposed FY2024
Pavement		\$0.06	\$0.07	\$0.08
FARM LAND		Rent/Acre/Year		
		Actual FY2022	Actual FY2023	Proposed FY2024
Farm Land - minimum bid		\$500	\$500	\$500
BUILDING RENTAL (1)		Rent/SF/Year		
Aviation Tenants		Actual FY2022	Actual FY2023	Proposed FY2024
Building	102	\$3.35	\$3.35	\$3.35
Building	109	\$3.60	\$3.60	\$3.60
	109A	\$3.70	\$3.95	\$4.70
	109B	\$3.70	\$3.95	\$4.70
Building	114	\$3.90	\$4.25	\$4.85
Building	121	\$6.35	\$7.00	\$7.95
Building	123	\$6.30	\$6.95	\$7.85
Building	221	\$4.05	\$4.30	\$5.00
Building	222	\$2.60	\$2.75	\$3.20
Building	247	\$6.75	\$7.35	\$8.05
Building	504	\$4.95	\$4.95	\$4.95
Building	225	\$3.45	\$3.65	\$4.10
Building	226	\$1.30	\$1.40	\$1.40
Building	227	\$4.10	\$4.30	\$5.00
Building	228	\$7.25	\$7.75	\$8.50
Building	229	\$6.85	\$7.35	\$8.10
Building	232	\$5.95	\$6.75	\$7.50
Building	233	\$3.25	\$3.50	\$3.95
Building	234	\$3.25	\$3.50	\$3.95
Building	235	\$3.25	\$3.50	\$3.95
Building	501	\$9.20	\$10.00	\$11.75
Building (2)	505	\$6.05	\$6.65	\$7.60
Building	507	\$18.50	\$20.00	\$22.00
Note 1: Annual rent/SF excluding land and pavement				
Note 2: Building rent if rented at market rent levels				
Last Revised 6/7/2023				
TMB.FY24				

Miami Homestead General Aviation Airport FY 2024 Property Rental Summary			
LAND RENTAL		Rent/SF/Year	
	Actual FY 2022	Actual FY2023	Proposed FY2024
Aeronautical Land	\$0.09	\$0.10	\$0.11
PAVEMENT RENTAL		Rent/SF/Year	
	Actual FY 2022	Actual FY2023	Proposed FY2024
Pavement	\$0.06	\$0.07	\$0.08
FARM LAND		Rent/Acre/Year	
	Actual FY 2022	Actual FY2023	Proposed FY2024
Farm Land - minimum bid	\$450	\$450	\$475
BUILDING RENTAL (1)		Rent/SF/Year	
Aviation Tenants	Actual FY 2022	Actual FY2023	Proposed FY2024
Building 2	\$4.00	\$4.25	\$4.65
Building 3	\$2.80	\$2.90	\$3.15
Building 5	\$3.85	\$3.90	\$4.25
Building 10	\$4.00	\$4.25	\$4.65
Building 14	\$2.80	\$2.90	\$3.15
Note 1: Annual rent/SF excluding land or pavement			
Last Revised 6/7/2023			
X51.FY24			

Implementing Order



Implementing Order No.: 4-133

Title: SCHEDULE OF DEPARTMENT OF TRANSPORTATION AND PUBLIC WORKS
TRANSIT FARES RATES AND CHARGES

Ordered: ~~9/20/22~~9/21/2023

Effective: 10/1/~~22~~2023

AUTHORITY: Section 1.01, 2.02, and 5.02 of the Miami-Dade County Home Rule Charter and Amendment.

SUPERSEDES:

This Implementing Order 4-133 supersedes Resolution No. R-593-21, adopted on ~~June 15, 2021~~September 20, 2022, and effective on ~~October 1, 2022~~June 25, 2021.

POLICY:

This Implementing Order establishes a schedule of fees for transit fares, rates and charges.

FEE SCHEDULE:

The fee schedule adopted by this Implementing Order is attached hereto and made a part hereof. The official fee schedule is also filed with and subject to the approval of the Board of County Commissioners and on file with the Clerk thereof. Fees that are charged by the Department of Transportation and Public Works shall be the same as those listed in the official fee schedule on file with the Clerk of the County Commission.

This Implementing Order is hereby submitted to the Board of County Commissioners of Miami-Dade County, Florida.

Approved by the County Attorney as to form and legal sufficiency. _____

ATTACHMENT G

DEPARTMENT OF TRANSPORTATION AND PUBLIC WORKS (DTPW) SCHEDULE OF TRANSIT FARES, RATES, FEES AND CHARGES

I. Fares	Base Fare	Discount Fare ¹	Miami-Dade County Golden/Patriot Pass ^{2, 11}
A. Metrobus or Metrorail	\$2.25	\$1.10	Free
B. Metromover	Free	Free	Free
C. Transfer from bus to rail, or rail to bus **	Free	Free	Free
D. Transfer from bus to Metromover	Free	Free	Free
E. Transfer from Metromover to bus	\$2.25	\$1.10	Free
F. Transfer from Metrorail to Metromover	Free	Free	Free
G. Transfer from Metromover to Metrorail	\$2.25	\$1.10	Free
H. Metrobus Inter-County Services	\$2.65	\$1.30	Free
I. Metrobus Shuttle	Free	Free	Free
J. Metrobus Circulator	Free	Free	Free
K. Parking fee-daily maximum*	\$4.50	\$4.50	\$4.50
L. Parking fee-special events and Non-transit patron daily maximum	\$10.00	N/A	Free
M. Juror Parking ³	Free	Free	Free
N. Full Fare Transfer Bus/Rail to Inter-County Services Transfer **	\$0.95	\$0.45	Free

* The Golden Passport and Patriot Passport holders are entitled to purchase a monthly parking permit. The discounted fare patrons must purchase a discount monthly pass in order for them to buy a monthly parking permit.

** Transfers are only available with the EASY Card /EASY Ticket.

II. Special Transportation Service Fares Rate Equal to \$3.50	
A. Minimum Per Trip	\$3.50

III. Prepaid Passes ^{4, 12}	
A. Monthly Transit Pass ⁵	\$112.50
B. Discount Transit Passes ⁶	\$56.25
C. Regional Monthly Pass ⁵	\$155.00
D. Discount Regional Monthly Pass ⁶	\$72.50
E. Monthly Group Discount - 10% Corporate Discount ⁷	\$101.25
F. Monthly Group Discount - 15% Corporate Discount ⁷	\$95.65
G. Monthly College/Adult Education Pass ⁸	\$56.25

ATTACHMENT G

H. Monthly Parking Permit (add on to transit pass) ⁹	\$11.25
I. Regional Monthly Parking Fee (for non DTPW customers) ⁹	\$20.00
J. Monthly Transit Parking without Monthly Transit Pass ¹⁰	\$45.00
K. Weekly Transit Pass	\$29.25
L. Discount Weekly Transit Pass ⁶	\$14.60
M. Daily Transit Pass	\$5.65
N. Daily Discount ¹¹	\$2.80

IV. EASY Card/EASY Ticket	
A. EASY Card	\$2.00
B. EASY Ticket	Free

<u>V. Electric Vehicle Charging Fees</u>	
<u>A. Charging Rate</u>	<u>\$.36/kWh</u>
<u>B. Charging Rate upon battery reaching full charge and after 30-minute grace period has expired.</u>	<u>\$ 2.40/hour</u>

<u>V.VI. Spotter Program</u> ¹³	
A. DTPW Construction and Facility Monitors	\$28.13 <u>\$29.65</u>
B. DTPW Escort	\$79.78 <u>\$83.39</u>

<u>VI. Incidental Use Fees</u> ¹⁴	
Filming (per Day)	\$ 300.00
Still Photoshoots (per Day)	\$ 140.00
Student Filming / Photoshoot (per Day)	\$ 100.00
Other Uses of Space at Transit Facilities (per Day) ¹⁵	\$ 100.00 to \$300.00

ATTACHMENT G

VII. Utility and Adjacent Construction Permit Fees ¹⁶	
A. Non-Refundable Upfront Fee for Permit	\$ 80.00
<u>B. Plans Review for Permit</u>	<u>\$ 2,000.00</u>

<u>VIII. Real Estate Service Fees and Incidental Use Fees¹⁴</u>	
<u>A. Non-Refundable Upfront Incidental Use Permit Review Fee</u>	<u>\$ 80.00</u>
<u>B. Filming (per Day)</u>	<u>\$ 300.00</u>
<u>C. Still Photoshoots (per Day)</u>	<u>\$ 140.00</u>
<u>D. Student Filming / Photoshoot (per Day)</u>	<u>\$ 100.00</u>
<u>E. Other Uses of Space at Transit Facilities and/or property for temporary use and/or special events (per day)¹⁵</u>	<u>\$ 100.00 to \$500.00</u>
<u>F. Fee when approval or consent from a state and/or federal agency for the sale, lease, or other disposition, including easements, of County-owned property is sought.</u>	<u>\$2,200.00</u>
<u>G. Hourly fee for DTPW staff time overseeing and administering of transit oriented development (“TOD”) projects during pre-construction planning and development phases¹⁸</u>	<u>\$150.00</u>
<u>H. Hourly fee for DTPW staff time applied to overseeing and administering TOD projects in development from the commencement of construction to issuance of Certificate of Occupancy¹⁸</u>	<u>\$150.00</u>
<u>I. Application fee for use of transit property for purposes other than development of the property.</u>	<u>\$80.00</u>
<u>J. Hourly fee for DTPW staff time applied to administering, uses of space at transit facilities, license agreements, easements, etc. for transit property and/or property proposed to be used for purposes other than development.</u>	<u>\$150.00</u>
<u>K. Application fee for request to issue an estoppel certificate^{17, 18}</u>	<u>\$80.00</u>
<u>L. Upfront service fee for issuance of an estoppel certificate¹⁸</u>	<u>\$2,200.00</u>
<u>M. Application fee for a request to amend a lease or agreement^{17, 18}</u>	<u>\$80.00</u>
<u>N. Hourly fee for DTPW staff time applied to processing and administering</u>	<u>\$150.00</u>

ATTACHMENT G

<u>amendments to leases or agreements</u> ¹⁸	
<u>O. Application fee for request to bifurcate a lease into two or more phases</u> ^{17, 18}	<u>\$80.00</u>
<u>P. Upfront service fee for request to bifurcate a lease</u>	<u>\$2,910.00</u>
<u>Q. Application fee for review of request to assign a lease or phase of a lease</u> ₁₇	<u>\$80.00</u>
<u>R. Upfront service fee for review of an assignment of a lease or an assignment of a phase of a lease if such does not require approval of the Board of County Commissioners</u>	<u>\$2,200.00</u>
<u>S. Upfront service fee for review of an assignment of a lease or an assignment of a phase of a lease if such assignment of a lease or phase of a lease requires approval of the Board of County Commissioners</u>	<u>\$5,110.00</u>

ATTACHMENT G

<u>IX. Activities Impacting Transit Operations^{18, 19, 20, 21, 22, 23}</u>	<u>Application Fee¹⁷</u>	<u>Review Fee for Requested Activity¹⁸</u>	<u>Per Hour Fee During Implementation of Applicable Transit Solution for Requested Activities</u>	<u>Flat Fee</u>
<u>A. Activities requiring single tracking on Metrorail during non-revenue hours.</u>	<u>\$80.00</u>	<u>\$2,000.00</u>	<u>\$350.00</u>	<u>N/A</u>
<u>B. Activities requiring single tracking on Metrorail during revenue hours</u>	<u>\$80.00</u>	<u>\$2,000.00</u>	<u>\$2,500 .00</u>	<u>N/A</u>
<u>C. Activities requiring shutting down a Metrorail Station during revenue hours</u>	<u>\$80.00</u>	<u>\$2,000.00</u>	<u>\$2,300.00</u>	<u>N/A</u>
<u>D. Activities requiring shutting down of ANY Loop of the Metromover System during non-revenue hours</u>	<u>\$80.00</u>	<u>\$700.00</u>	<u>\$352.00</u>	<u>N/A</u>
<u>E. Activities requiring shutting down ANY Loop of the Metromover System during revenue hours</u>	<u>\$80.00</u>	<u>\$2,000.00</u>	<u>\$9,000.00</u>	<u>N/A</u>
<u>F. Activities requiring shutting down a Metromover station during revenue hours</u>	<u>\$80.00</u>	<u>\$2,000.00</u>	<u>\$1,200.00</u>	<u>N/A</u>
<u>G. Activities requiring closing one lane on the Transitway during revenue hours.</u>	<u>\$80.00</u>	<u>\$2,000.00</u>	<u>\$1,200.00</u>	<u>N/A</u>
<u>H. Activities that require altering a bus route</u>	<u>\$80.00</u>	<u>\$700.00</u>	<u>\$1,056.00</u>	
<u>I. Activities or occurrences requiring removal of a bus stop</u>	<u>\$80.00</u>	<u>\$700.00</u>	<u>N/A</u>	<u>\$170.00</u>
<u>J. Activities or occurrences requiring relocation of a bus stop</u>	<u>\$80.00</u>	<u>N/A</u>	<u>N/A</u>	<u>\$550.00</u>
<u>K. Activities or occurrences requiring removal or relocation of a bus shelter</u>	<u>\$80.00</u>	<u>N/A</u>	<u>N/A</u>	<u>\$28,000.00</u>
<u>L. Activities or occurrences requiring removal or relocation of a bus bench</u>	<u>\$80.00</u>	<u>N/A</u>	<u>N/A</u>	<u>\$2,000.00</u>
<u>M. Extending Metrorail service beyond normal revenue hours</u>	<u>\$80.00</u>	<u>\$2,000.00</u>	<u>\$3,740.00</u>	<u>N/A</u>
<u>N. Extending Metromover service beyond normal revenue hours</u>	<u>\$80.00</u>	<u>\$2,000.00</u>	<u>\$1,800.00</u>	<u>N/A</u>
<u>O. Providing bus transportation services²⁴</u>	<u>\$80.00</u>	<u>\$2,000.00</u>	<u>\$146.00 per bus</u>	<u>N/A</u>

ATTACHMENT G

*Adjustment of Rates:

~~VIII~~X. DTPW may establish other rates based on costs; promotional discounts may be authorized by the DTPW Director as limited by section 2-150(c) of the Miami-Dade County Code; the DTPW Director may authorize use of free transit passes in exchange for community service hours for those non-profit entities and up to the amounts set forth in the annual adopted budget.

XI. All of the above rates, fares, and charges shall automatically be adjusted every three years, without the need for any further action by the Board of County Commissioners, in accordance with the average rate of the Consumer Price Index (CPI) for the preceding three years. Any adjustments in rates, fares, or charges made pursuant to this provision shall be rounded to the nearest five cent increment.

XII. The County reserves the right, in its sole discretion, to waive any of the above fees to the following entities for any one of the following reasons:

(a) The entity is a not-for-profit organization and the activity requested is for the purpose of allowing for the construction, reconstruction, maintenance, remodeling and/or retrofitting of a facility whose major purpose is to provide affordable housing, to promote economic development and/or which exists to provide for the community interest and welfare.

(b) The entity is constructing, reconstructing, maintaining, remodeling and/or retrofitting a County-owned facility or facility in which the County, the State of Florida or the federal government has a financial interest and/or which has contributed funding for such facility.

(c) The entity is performing work or activities which directly benefit the County and/or the general public.

¹ Applicable at all times on Metrobus and on Metrorail when using the Monthly Discount Fare Permit. Those patrons entitled to reduced fares are: a) youths through grade 12 with proper student identification, b) persons with disabilities as defined by DTPW rules and have a DTPW Reduced Fare Permit, c) seniors 65 and above who do not have a Golden Passport, but have a Medicare card (not Medicaid) or DTPW Reduced Fare Permit or government-issued photo identification and d) employed individuals earning between 150% and 200% of the federal poverty level as defined by the United States Department of Health and Human Services for a period of 2 years from the date of issuance.

² Applicable at all times to permanent Miami-Dade County citizens who qualify for a Golden Passport or Patriot Passport who display a valid Pass. Replacement of a Golden Passport Pass or a Patriot Passport Pass is free for the first replacement, \$10 for the second replacement and \$25 for the third or more replacement. Fees are waived when a police report listing the Pass as stolen is submitted. Misuse of a Golden Passport or Patriot Pass will result in forfeiture of its use for one year.

³ As per Resolution No. R-365-13.

⁴ DTPW may issue other prepaid media with price and rules determined from other portions of this rate schedule.

⁵ Promotional discounts may be authorized by the DTPW Director as limited by section 2-150(c) of the Miami- Dade County Code.

⁶ Available to any Medicare recipient (must show Medicare card at time of purchase), qualified people with disabilities and Miami-Dade youth in grades 1-12 (with a valid permit/ID) and employed individuals earning between 150% and 200% of the federal poverty level as defined by the United States Department of Health and Human Services for a period of 2 years from the date of issuance.

⁷ As restricted by Ordinance 86-45.

⁸ May be sold only in bulk quantities to participating colleges, universities, or vocational/technical education centers within for individual sale to full-time students only, as restricted by Ordinance 88-83.

⁹ Available only when purchased in combination with a monthly pass except for a Patriot Pass, Golden Passport and DTPW employees who may purchase monthly parking permits without purchase of monthly pass.

¹⁰ Available only when using Transit.

ATTACHMENT G

¹¹ As per Resolution No. R-294-16 employed individuals who make between 150 percent and 200 percent of the federal poverty level as defined by the United States Department of Health and Human Services will be eligible for a reduced fare.

¹² Replacement of all Passes will cost \$5 for the first replacement, \$20 for the second replacement and \$50 for the third or more replacement. Fees are waived when a police report listing the Pass as stolen is submitted.

¹³ Spotter Program rates will be adjusted on a yearly basis.

¹⁴ Incidental Use Fees for Transit Facilities and/or Property ~~---~~ including, but not limited to, Incidental Fees for Film and Photoshoots of Metrorail/Metromover Stations, Transit facilities, Buses and Trains in service; Additional fees for filming and photoshoots to include Personnel (actual overtime rates); Train/Bus rental (when the client wants to rent a Bus or Train to park at a station) (per hour rate will apply with a four hour and travel time.); Other transit property filming and photoshoot fee schedule: All filming on all transit property requires a of one transit security guard at productions expense (actual rates apply).

¹⁵ The amount will be determined by the DTPW Director depending on the use of the space-Transit facilities or properties and the location.

¹⁶ Utility and Adjacent Construction Permit Fee and the \$2,000.00 Plans Review Fees ~~are~~ is a non-refundable fees paid upfront for each Plans Review permit application through the DTPW Permit Application process; the fees ~~is~~ are charged to anyone seeking a permit adjacent to or within a transit corridor – including contractors, developers, utility companies, individuals, and other government entities including County Departments; ~~this~~ these permit fees ~~are~~ is based on the established fee schedule used by the Department's Public Works divisions.

¹⁷ The application fee is a non-refundable fee due upon submission of the request for the applicable service. The County may approve, disapprove, or require revisions to any request in its sole discretion. If the request is disapproved the application fee will not be refunded. If the request is approved, or approved as revised, additional fees will apply.

¹⁸ For leases and agreements that became effective prior to the effective date of this Implementing Order, this fee may not be applicable if the services to be rendered by the County were expressly contemplated in the agreement.

¹⁹ Additional fees may apply depending upon the complexity and resources required to evaluate and implement the actions needed to accommodate the requested activity. If such requests require consultation with attorneys, engineers or other specialists, additional fees at a rate of \$150 an hour may be charged for such services.

²⁰ Operating hours for the Metrorail and Metromover Systems are from 3:45 a.m. to 12:45 a.m. on the following day, seven days a week. (The only non-operating hours for the Metrorail and the Metromover Systems are from 12:45 a.m. to 3:45 a.m. seven days a week.)

²¹ Revenue hours for the Metrorail and Metromover Systems are from 5:00 a.m. to 12:00 a.m. seven days a week.

²² Operating hours are subject to change.

²³ The occurrence of any activity or event which has not been requested AND approved by the County and which disrupts transit operations, in any manner, will result in the assessment of the applicable above-described fees and may result in the assessment of additional fines and legal action being taken against the entity responsible for causing such disruption.

²⁴ Closing of Metrorail stations, Metromover stations and Metromover loops during revenue hours normally requires providing free bus service (bus bridge) to provide substitute transit service to affected transit patrons during such closure and this fee will be due and payable in addition to the fees for closing Metrorail stations, Metromover stations and Metromover loops during revenue hours. A minimum fee of one bus per hour will be required during the closing of any station. However, during peak revenue hours more than one bus may be required to provide sufficient transportation services at some stations and a fee of one bus per hour between each station on the Metromover System will be required in the event that a loop is shut down during revenue service hours.

Implementing Order



Implementing Order No.: IO 4-63

Title: FEE SCHEDULE FOR REGULATORY AND ECONOMIC RESOURCES DEPARTMENT (BUILDING AND NEIGHBORHOOD COMPLIANCE)

Ordered: 9/~~2021~~/~~2223~~

Effective: 10/1/~~2223~~

AUTHORITY:

Ordinance No. 76-70, ~~Section 4.02 of~~ the Miami-Dade County Home Rule Amendment and Charter, including; Sections 1.01, 2.02A, 2-1324, 8-2, 8-5, 8-6.1, and 10-15, 8CC-6 and 8CC-7 of the Code of Miami-Dade County; and Article LXXI of Chapter 2 of the Code of Miami-Dade County; and Chapters 8, 10, 17, 17A, 17B, 19, 21, 30, and 33 of the Code of Miami-Dade County; Administrative Implementing Order Nos. 2-5, ~~4-115~~ and 4-120 and Administrative Order 4-115; Section 108 of the Florida Building Code; ~~Section Chapter~~ 553 of the Florida Statutes.

SUPERSEDES:

This Implementing Order supersedes Implementing Order 4-63 ordered September 28, 2021, and effective October 1, ~~2021~~2023.

POLICY:

A policy of fees covering the cost of providing Building and Neighborhood Compliance services shall be established and no application, permit, certificate, or receipt shall be issued until the appropriate fee is paid.

PROCEDURE:

The responsibility for this Implementing Order is assigned to the Director, Miami-Dade County Regulatory and Economic Resources Department, who shall be responsible for the collection of fees and the delivery of required services pursuant to all the code chapters listed above under section "Authority." Each two years or earlier, if need be, the Director shall review all fees in terms of their cost and recommend necessary changes to the County Mayor.

FEE SCHEDULE:

The fee schedule adopted by this Implementing Order has been presented and is considered a part hereof. In accordance with Section 2-3 of the Code of Miami-Dade County, this official Fee Schedule is also filed with the Clerk of the Board of County Commissioners. Fees which are charged by Building and Neighborhood Compliance shall be the same as those listed in the official Fee Schedule on file with the Clerk of the County Commission.

This Implementing Order is hereby submitted to the Board of County Commissioners of Miami-Dade County, Florida.

Approved by the County Attorney as
to form and legal sufficiency _____

MIAMI-DADE COUNTY



REGULATORY AND ECONOMIC RESOURCES DEPARTMENT

Building and Neighborhood Compliance

FEE SCHEDULE

Effective: October 1, ~~2022~~2023

MIAMI-DADE COUNTY REGULATORY AND ECONOMIC RESOURCES INDEX

	Page
<hr/>	
I. <u>Building Permitting Fees</u>	
A. General Information on Special Fees	4-9
B. Building Permit Fees	9-13
C. Plumbing Permit Fees	13-16
D. Electrical Permit Fees	16-19
E. Mechanical Permit Fees	20
F. Boilers and Pressure Vessels	21
G. Cost of Publications and Records	22
H. Annual Facility Permit Fees	22-23
I. Building Recertification Fees	23
J. Structural Glazing Systems Recertification Fees	23
K. Enforcement Fees	23
L. <u>Peer Review</u>	<u>24</u>
L.M. Certificate of Occupancy and Certificate of Completion	24
N. <u>Noise Ordinance Waiver</u>	<u>24</u>
II. <u>Neighborhood Compliance Fees</u>	
A. Case Processing Recovery Fees	24
B. Code of Miami-Dade County-Chapters 17, 17A, and 17B	24
C. Surveys by County Department	24
D. Returned check Charges	24
E. Interest	25
F. Special Projects	25
G. Foreclosure Registry Fee	25
III. <u>Lien Fees</u>	
A. Lien Settlement/Collection Processing Fees	25
IV. <u>Boards and Building Code Administration Fees</u>	
A. General Fees	25
B. Product Control Fees	26
C. Contractor, Qualifying Agent, Master, Journeyman, Installer, Maintenance Personnel Application Fees and Board Fees	26-28
D. Copies of Records	29
E. Assessment of Code Administration Fee	29

I. BUILDING PERMITTING FEES:

A. GENERAL INFORMATION ON SPECIAL FEES

1. **DOUBLE FEES**
 When work for which a permit is required is commenced prior to obtaining a permit, the permit applicant will be required to pay an additional fee of one hundred percent 100% of the usual permit fee in addition to the required permit fee established herein. The payment of the required fee shall not relieve the applicant of other penalties established by law. The double fee requirements shall be applicable to all divisions of the Construction, Permitting, and Building Code Service Area of the Miami-Dade County Regulatory and Economic Resources Department or Building and Neighborhood Compliance.

2. **ADDITIONAL INSPECTION FEES** 71.55
 The building permit fee entitles the permit holder to an initial and follow-up inspection for each type of mandatory inspection. All work shall be inspected, and deficiencies shall be noted by the building inspector. When the work to be inspected is only partially complete, the inspection shall be performed on those portions of the work completed, provided that compliance with the applicable Building Code(s) may be determined with respect to those portions. A permit holder shall pay a fee of \$71.55 for each additional inspection required to assure compliance with the applicable Building Code(s) beyond the initial and one follow-up inspection. All additional inspection fees shall be paid by any method acceptable to the Miami-Dade County Regulatory and Economic Resources Department (RER or Department).

3. **LOST, REVISED, AND REWORKED PLANS FEE**
 - a) **LOST PLANS:** When plans are lost by the owner or contractor, a fee will be assessed in the amount of thirty percent (30%) of original Building Permit fee, but not less than:

Single Family Residence or Duplex	71.55
All others	128.80

 - b) **REVISED PLANS PROCESSING FEE**
 - 1) Plan revisions shall be subject to a fee at the rate of \$1.25 per minute of time for each review that takes longer than 5 minutes.

REWORKS: The building permit fee entitles the applicant to an initial plan review and one follow-up review per discipline. A re-work fee shall be charged for each additional follow-up plan review. 106.59

 - c) **LOST PERMIT CARD FEE:** A replacement fee shall be charged for the loss of a Permit Inspection Record Card after a permit has been issued. 31.25

 - d) Records of inspection results in excess of five (5) pages 1.25

4. **REFUNDS, TIME LIMITATION, CANCELLATIONS**
 The fees charged pursuant to this schedule, provided the same are for a permit required by the applicable Building Code(s), and Chapter 8 of the Code of Miami-Dade County, may be refunded by Building and Neighborhood Compliance subject to the following:
 - a) No refunds shall be made on requests involving:

- 1) permit fees of \$130.00 or less; or
 - 2) permits revoked by the Building Official under authority granted by the applicable Building Code(s), and Chapter 8 of the Code of Miami-Dade County; or permits cancelled by court order, or conditional permits; or permits that have expired; or
 - 3) permits under which work has commenced as evidenced by any recorded inspection having been made by Building and Neighborhood Compliance; or
 - 4) the original permit holder when there is a change of contractor.
- b) A full refund less \$130.00 or fifty percent (50%) of the permit fee, whichever is greater, rounded to the nearest dollar, shall be granted to a permit holder who requests a refund, provided:
- 1) That Building and Neighborhood Compliance receives a written request from the permit holder prior to the permit expiration date; and
 - 2) That the permit holder submits with such request the applicant's validated copy of such permit; and
 - 3) That no work has commenced under such permit as evidenced by any recorded inspection or field verification
- c) Where there is a change of contractor or qualifier involving a permit, the second permit holder shall pay a fee to cover the cost of transferring the data from the original permit to the second permit. Except when the original permit has expired or the original permit fee is less than established in this section, in which case, the full permit fee is charged. 107.34
- d) Where a permit has become null and void pursuant to the applicable Building Code(s), a credit of fifty percent (50%) of the permit fee shall be applied to any re-application fee for a permit covering the same project and involving the same plans, provided that the complete re-application is made within six (6) months of the expiration date of the original permit, and provided that no refund had been made as provided in this Section.
- e) Cancellation of Expired Permits 72.00
Per review and/or required inspection

5. GENERAL INFORMATION

In addition to the fees assessed by Building and Neighborhood Compliance, the permit fee includes other fees assessed by other service areas, agencies, and/or Departments involved in the permitting process, including, but not limited to, the State of Florida; the Miami-Dade Fire Rescue Department; Public Works and Waste Management Department; Water and Sewer Department; and the Environmental Resources Management and Development Services area of RER.

6. INSPECTIONS REQUIRING OVERTIME

Charges for construction inspections, which are requested in advance and which require that an employee work overtime, will be at the following hourly rates:

Overtime Inspections (Regular Day)	84.38
Inspections performed on a holiday	112.50

7. FEES BASED ON ESTIMATED COST – DOCUMENTATION REQUIREMENTS

Building and Neighborhood Compliance may require the permit applicant to submit appropriate documentation as proof of estimated cost of construction used to compute permit fees.

8. MIAMI-DADE COUNTY AVIATION DEPARTMENT IMPROVEMENT PROJECTS

Building and Neighborhood Compliance will assess a fee on all Miami-Dade County Aviation Department projects based upon direct costs for services provided in accordance with Federal Aviation Administration Authorization Act of 1994 (Public Law 103-105, dated August 23, 1994).

9. UP-FRONT FEE FOR PERMIT SUPPORT FUNCTIONS PERFORMED BY CONSTRUCTION, PERMITTING, AND BUILDING CODE (CPBC)

A non-refundable up-front fee will be assessed for permit support functions, including acceptance of applications, distribution of plans, document storage, and technology support for applications accepted through CPBC.

25.00

10. REFUND FOR BUILDING PERMITS NOT REQUIRING REWORK

The permit holder shall be entitled to a fifteen (15%) refund of the fee for building permits issued for new residential or commercial construction that do not require rework by any required review agencies.

Projects permitted under the Master Model or Cookie Cutter Programs are not eligible for refund. The permit holder is responsible for requesting the refund in writing within 180 days of permit issuance. Failure of the permit holder to request the refund within the stated time period shall constitute a forfeit of the right to refund.

11. OPTIONAL PLAN REVIEW SERVICES

Permit applicants who request an alternate plan review service for an expedited review, to be completed after normal working hours, will be assessed a fee. This fee is equal to the pay supplement established for such service plus appropriate overhead rates. This fee will be paid prior to any plan review being performed.

12. **INTEREST CHARGES ON UNPAID AMOUNTS DUE TO BUILDING AND NEIGHBORHOOD COMPLIANCE**

Building and Neighborhood Compliance is authorized to impose an interest charge on any and all unpaid amounts which are due the service area. This includes, without limitation, items such as past due boiler fees, building recertification fees, Civil Violation fines and demolition costs. Building and Neighborhood Compliance shall also have the authority to charge interest as part of any settlement agreement or installment payment plan to recover fees, fines, or costs as well as outstanding liens.

The interest charged shall be assessed as provided for in applicable County Code provisions or administrative/implementing orders. In all other cases, interest shall be charged from the date the amount was due and payable to the service area computed at the rate of ten percent (10%) per annum. The Department Director or designee shall have the right to waive all or any portion of the interest charge in order to ensure public safety concerns are met.

13. **ACTUAL COST FOR PROJECTS OR SERVICES NOT CONTEMPLATED IN CURRENT FEE STRUCTURE**

The Director, or designee, has the authority to invoice for reimbursement of actual costs on project(s) or services not contemplated in the current fee structure.

The invoice will consist of actual labor cost, including any and all fringe benefit costs the Department is legally obligated to pay. Additionally, the invoice will include any other indirect cost associated with the actual labor cost, as determined by the Department's Finance Section on a yearly basis.

The Director or his designee will also have the ability to request a deposit amount that is mutually acceptable by the Department and the company or individual that is legally responsible for the project(s) or services requested. The deposit amount shall be used to offset the final invoice project cost; if any amount is remaining, it shall be returned to the party that executed the agreement with the Department. The life span of the project(s) or services requested shall be included in the agreement.

14. **ELECTRONIC CONCURRENT PLAN PROCESSING**

In order to create a more efficient and effective permitting process, Building and Neighborhood Compliance has established procedures to process plans electronically via a concurrent automated workflow. Building and Neighborhood Compliance requests that applicants submit plans in an electronic format (PDF) on a CD-ROM. If the applicant chooses to submit paper plans, the Director or his designee has the authority to invoice for reimbursement of the conversion of construction documents submitted to an electronic format.

15. **EXCESSIVE REJECTION OF PLANS (Applicable to all trades)**
 Florida Statute 553.80 Enforcement

“Section 2(b) – With respect to evaluation of design professionals’ documents, if a local government finds it necessary, in order to enforce compliance with the Florida Building Code and issue a permit, to reject design documents required by the code three or more times for failure to correct a code violation specifically and continuously noted in each rejection, including but not limited to, egress, fire protection, structural stability, energy, accessibility, lighting, ventilation, electrical, mechanical, plumbing and gas systems, or other requirements identified by rule of the Florida Building Commission adopted pursuant to Chapter 120, the local government shall impose, each time after the third such review the plans are rejected for that code violation, a fee of four times the amount of the proportion of the permit fee attributed to plans review”.

“Section 2(c) – With respect to inspections, if a local government finds it necessary, in order to enforce compliance with the Florida Building Code, to conduct any inspection after any inspection, after an initial inspection and one subsequent re-inspection of any project or activity for the same code violation specifically and continuously noted in each rejection, including but not limited to egress, fire protection, structural stability, energy, accessibility, lighting, ventilation, electrical, mechanical, plumbing and gas systems, or other requirements identified by rule of the Florida Building Commission adopted pursuant to Chapter 120, the local government shall impose a fee of four times the amount of the fee imposed for the initial inspection or first re-inspection, whichever is greater for each such subsequent re-inspection”.

16. **CONCIERGE PERMITTING PROCESS REVIEW FEE**

Fees listed below are charged for each permit application submitted. Permit applications for incidental and/or accessory structures to a permit or project participating in the concierge program (including, but not limited to, fences, dumpsters, guard house, lift stations, signs, and playgrounds) will not be charged concierge meeting fees.

Commercial projects that contain more than one building requiring separate permit applications, but having the exact same design criteria, will be factored within the time allotted under the upfront fee for submission meeting or other meetings so long as they occur within six months of the original application, subject to the concurrence of the Building Official and as long as no code change has occurred impacting the design.

Minimum upfront fee for submission meeting with 15 permitting/plan review staffers. Additional permitting/plan review staffers will be charged at the rate of \$133.00 per hour.	4,000.00
Fee for every 15 minute increment, or portion thereof, beyond the first two hours.	500.00
Upfront fee for the first hour for other meetings. Fee is charged for each plan review discipline staffer in attendance.	160.00
Fee for every 15 minute increment, or portion thereof, beyond the first hour. Fee is charged for each plan review discipline in attendance.	40.00

17. RER SURCHARGE

A Building Permitting surcharge of seven and one half (7.5%) percent on all Building Permitting fees listed in Section I except for Enforcement fees listed in Sub-section K.

This surcharge is to be used to fund incremental direct costs and reasonable indirect costs ~~and anticipated shortfalls associated with the Building Permitting activity including the enforcement of~~ that are directly related to enforcing the Florida Building Code.

18. EXPEDITE FEES

Requests for expedited services and the associated fee noted in any of the sections of this implementing order are subject to the availability of requisite plan review staff.

B. BUILDING PERMIT FEES

Fees listed in Sub-section (B) include only building permit fees and do not include fees for plumbing, electrical, and mechanical fees, which are listed in the following sections:

1. "UP-FRONT" PROCESSING FEE
 When the building permit application is received for the construction of structures listed below:
 "Up-front" fees for New Single Family Residence or Duplex, fees based on each square foot or fractional part thereof; or 0.15
 Per dollar in estimated value or fractional part when square footage does not apply 0.02
 "Up-front" fees for a building permit application for a commercial project; per 100 square feet or fractional part; or 5.15
 Per \$100.00 of estimated value or fractional part thereof when square footage does not apply 0.85
 This processing fee is not refundable but shall be credited toward the final building permit fee.
2. MINIMUM FEE FOR BUILDING PERMIT 130.00
 The minimum fee for all building permits is applicable to all items in this section, except as otherwise specified.
 This minimum fee does not apply to add-on building permits issued as supplementary to current outstanding permits for the same job.
3. SINGLE FAMILY AND DUPLEX – NEW BUILDINGS, ADDITIONS AND ALTERATIONS
 New construction Single Family and Duplex (per square foot) 0.344
Professional Certification program fee for inspection only 0.224
 Professional Certification program fee for plan reviews and inspections (per square foot) 0.101
 Prefabricated utility sheds with slab (Maximum 100 square feet of floor area) (per unit) 130.00
Professional Certification program fee for inspection only 74.10
 Professional Certification program fee for plan reviews and inspections (per unit) 19.70

ATTACHMENT H

Single Family and Duplex – Additions:	
0 to 500 square feet in floor area	150.00
501 to 1,000 square feet in floor area	254.75
1,000 square feet and above (per square foot)	0.344
<u>Professional Certification program fee for inspection only (per square foot)</u>	<u>0.292</u>
Professional Certification Program fee <u>for plan reviews and inspections</u> (per square foot)	0.241
Alterations or repairs to Single Family Residence or Duplex (per \$1.00 of estimated cost or fractional part)	0.058
<u>Professional Certification program fee for inspection only (per \$1.00 of estimated cost or fractional part)</u>	<u>0.037</u>
Professional Certification Program Fee <u>for plan reviews and inspections</u> (per \$1.00 of estimated cost or fractional part)	0.016
Single Family and Duplex repairs due to fire damage (per \$1.00 of estimated cost or fractional part) (copy of construction contract required).	0.071
<u>Professional Certification program fee for inspection only (per \$1.00 of estimated cost or fractional part)</u>	<u>0.046</u>
Professional Certification Program Fee <u>for plan reviews and inspections</u> (per \$1.00 of estimated cost or fractional part)	0.021
Minimum Fee	25.88
Maximum Fee	678.36
4. OTHER OCCUPANCY GROUPS – NEW CONSTRUCTION AND ADDITIONS	
Storage & Industrial Use of Group E & F (SFBC), S & I (FBC) occupancies (per 100 square feet or fractional part of floor area).	10.48
<u>Professional Certification program fee for inspections only (per 100 square feet or fractional part of floor area)</u>	<u>6.81</u>
Professional Certification Program Fee <u>for plan reviews and inspections</u> (per 100 square feet or fractional part of floor area)	3.16
Shade Houses (per 100 square foot or fractional part of floor area)	0.40
<u>Professional Certification program fee for inspections only (per 100 square foot or fractional part of floor area)</u>	<u>0.26</u>
Professional Certification Program Fee <u>for plan reviews and inspections</u> (per 100 square foot or fractional part of floor area)	0.11

ATTACHMENT H

Greenhouses & buildings for agricultural uses (non-residential) when located on the premises so used (per 100 square feet or fractional part of floor area)	6.51
<u>Professional Certification program fee for inspections only (per 100 square feet or fractional part of floor area)</u>	<u>4.23</u>
Professional Certification Program Fee <u>for plan review and inspections</u> (per 100 square foot or fractional part of floor area)	1.96
Mobile Home additions – (per 100 square feet or fractional part of floor area)	7.89
<u>Professional Certification program fee for inspection only (per 100 square feet or fractional part of floor area)</u>	<u>4.97</u>
Professional Certification Program Fee <u>for plan reviews and inspections</u> (per 100 square feet or fractional part of floor area)	2.06
Tents Less than or equal to 5,000 square feet	130.00
<u>Professional Certification program fee for inspection only, 0 – 5,000 square feet</u>	<u>74.10</u>
Professional Certification Program Fee <u>for plan reviews and inspections</u> , 0 - 5,000 square feet	17.29
Tents Over 5,000 square feet	170.31
<u>Professional Certification program fee for inspection only, over 5,000 square feet</u>	<u>110.70</u>
Professional Certification Program Fee <u>for plan reviews and inspections</u> , over 5,000 square feet	51.44
All others (per 100 square feet or fractional part of floor area)	11.78
<u>Professional Certification program fee for inspection only (per 100 square feet or fractional part of floor area)</u>	<u>7.65</u>
Professional Certification Program Fee <u>for plan reviews and inspections</u> (per 100 square feet or fractional part of floor area)	3.55
For structures of unusual size or nature such as arenas, stadiums and water and sewer plants. (For each \$1,000 of estimated cost or fraction thereof)	6.25
<u>Professional Certification program fee for inspection only (for each \$1,000 of estimated cost or fraction thereof)</u>	<u>4.63</u>
Professional Certification Program <u>for plan reviews and inspections</u> (For each \$1,000 of estimated cost or fraction thereof)	3.00
New construction other than as specified herein: (water towers, pylons, bulk storage-tank foundations, unusual limited-use buildings, marquees, and similar construction):	
For each \$1,000 of estimated cost or fractional part	9.64
<u>Professional Certification program fee for inspection only (for each \$1,000 of estimated cost or fractional part)</u>	<u>6.27</u>
Professional Certification Program Fee <u>for plan reviews and inspections</u> (for each \$1,000 of estimated cost or fractional part)	2.91

ATTACHMENT H

5.	ALTERATIONS AND REPAIRS TO BUILDINGS AND OTHER STRUCTURES [except Single Family Residence and Duplex]	
	For each \$100 of estimated cost or fractional part	1.41
	<u>Professional Certification program for inspection only (for each \$100 of estimated cost or fractional part)</u>	<u>0.92</u>
	Professional Certification Program <u>for plan reviews and inspections</u> (for each \$100 of estimated cost or fractional part)	0.43
	Minimum Fee	226.13
6.	MOVING BUILDINGS OR OTHER STRUCTURES	
	For each 100 square feet or fractional part thereof (does not include cost of new foundation or repairs to building or structure)	10.03
	<u>Professional Certification program fee for inspection only (for each 100 square or fractional part thereof)</u>	<u>6.52</u>
	Professional Certification Program fee <u>for plan reviews and inspections</u> (for each 100 square feet or fractional part thereof)	2.94
7.	SLABS	
	Residential and Commercial	78.71
	<u>Professional Certification program fee for inspection only</u>	<u>51.16</u>
	Professional Certification Program Fee <u>for plan reviews and inspections</u>	23.06
8.	ROOFING (INCLUDING RE-ROOFING)	
	Roofing shingle and other roof types not listed:	
	Per square foot of roof coverage including overhangs (up to 30,000 square feet)	0.10
	Each square foot thereafter	0.058
	<u>Professional Certification program fee for inspection only (per square foot of roof coverage including overhangs)</u>	<u>0.080</u>
	Professional Certification Program Fee <u>for plan reviews and inspections</u> (per square foot of roof coverage including overhangs)	0.050
	<u>Each square foot thereafter</u>	<u>0.058</u>
	<u>Professional Certification program fee for inspection only</u>	<u>0.049</u>
	<u>Professional Certification program fee for plan reviews and inspections</u>	<u>0.040</u>
	Roofing tile:	
	Per square foot of roof coverage including overhangs (up to 30,000 square feet)	0.129
	Each square foot thereafter	0.070
	<u>Professional Certification program fee for inspection only</u>	<u>0.094</u>

	Professional Certification Program Fee <u>for plan review and inspections (per square foot of roof coverage including overhangs)</u>	0.060
	<u>Each square foot thereafter</u>	<u>0.070</u>
	<u>Professional Certification program fee for inspection only</u>	<u>0.060</u>
	<u>Professional Certification program fee for plan reviews and inspections</u>	<u>0.051</u>
9.	FENCES AND/OR WALLS	
	Chain link:	
	0 – 1,000 linear feet	130.00
	Each additional linear foot over 1,000	0.058
	Wood and Metal (each linear foot)	0.70
	Concrete each linear foot	1.30
10.	SWIMMING POOLS, SPAS, AND HOT TUBS	
	Installation of Swimming Pool/Spa (Residential and Commercial)	135.96
	Repair of Swimming Pool/Spa (Residential and Commercial)	130.00
11.	TEMPORARY PLATFORMS AND TEMPORARY BLEACHERS TO BE USED FOR PUBLIC ASSEMBLY	
	For each 100 square feet or fractional part of platform area	5.94
	For each 100 linear feet or fractional part of seats	5.15
12.	DEMOLITION OF BUILDINGS	
	For each structure	171.74
	<u>Professional Certification program fee for inspection only</u>	<u>128.81</u>
	<u>Professional Certification program fee for plan reviews and inspections</u>	<u>85.88</u>
13.	SHOP DRAWING REVIEW	
	Minimum fee – Commercial and Residential	58.75
	a) Trusses/Steel Structures:	
	First 600 square feet or fractional part	18.25
	Each additional 100 square feet or fractional part	0.93
	<u>First 600 square feet or fractional part for Professional Certification program fee for inspection only</u>	<u>11.86</u>
	First 600 square feet or fractional part for Professional Certification Program <u>for plan reviews and inspections</u>	5.51
	<u>Each additional 100 square feet or fractional part for Professional Certification program fee for inspection only</u>	<u>0.60</u>

ATTACHMENT H

	Each additional 100 square feet or fractional part for Professional Certification Program <u>for plan reviews and inspections</u>	0.28
b)	Precast/Prestress/Tilt Up Walls/Twin Tees/Joists/Composite Slab Systems:	
	(Roof-Floor-Walls) each 1,000 square feet or fractional part	9.31
	<u>Professional Certification program fee for inspection only (each 1,000 square feet or fractional part)</u>	<u>6.05</u>
	Professional Certification Program Fee <u>for plan reviews and inspections</u> (each 1,000 square feet or fractional part)	2.81
c)	Overhead Doors each	9.31
	<u>Professional Certification program fee for inspection only</u>	<u>6.05</u>
	Professional Certification Program Fee <u>for plan reviews and inspections</u>	2.81
d)	Skylights each	9.31
	<u>Professional Certification program fee for inspection only</u>	<u>6.05</u>
	Professional Certification Program Fee <u>for plan reviews and inspections</u>	2.81
e)	Hand Rails/Stair Rails per linear foot	1.29
	<u>Professional Certification program fee for inspection only (per linear foot)</u>	<u>0.84</u>
	Professional Certification Program Fee <u>for plan reviews and inspections</u> (per linear foot)	0.39
f)	Storefront/Fixed Glazing:	
	(Under 8 feet high by 4 feet wide) each 100 square foot or part	10.39
	<u>Professional Certification program fee for inspection only (each 100 square feet or part)</u>	<u>6.75</u>
	Professional Certification Program Fee <u>for plan reviews and inspections</u> (each 100 square feet or part)	3.14
g)	Walk-in Coolers, each	85.88
	<u>Professional Certification program fee for inspection only</u>	<u>55.82</u>
	Professional Certification Program Fee <u>for plan reviews and inspections</u>	25.94
14.	INSTALLATION/REPLACEMENT OF WINDOWS OR DOORS	
	Window and glass block installation, alteration, or repair – per square foot of window or door area (for residential and commercial)	0.070
	<u>Professional Certification program fee for inspection only (per square foot of window or door area)</u>	<u>0.046</u>
	Professional Certification Program fee <u>for plan review and inspections</u> (per square foot of window or door area)	0.021

Replacement of Windows and Exterior Doors in all buildings or installation of windows or doors in buildings exceeding two stories in height; or

Storefronts and fixed glass exceeding 8 feet in height; or 4 feet in vertical mullion spacing; (for residential and commercial); or

Curtain Walls including windows and doors therein:

For each 100 square feet or fractional part 10.39

Professional Certification program fee for inspection only (for each 100 square feet or fractional part) 6.75

Professional Certification Program Fee for plan reviews and inspections (for each 100 square feet or fractional part) 3.04

15. SCREEN ENCLOSURES, CANOPIES & AWNINGS

a) Screen enclosures, per 100 square feet 9.89

b) Free standing canopies
For each \$1,000 of estimated cost or fractional part 9.04

c) Awnings and canopies
Horizontal projection per square foot area covered 0.085

d) Storm Shutters – per square foot area covered 0.085

16. TIE DOWN

Trailer Tie Down: 84.44
(This does not include installation of meter mounts and service equipment. Separate mechanical, plumbing, and related electrical permits are required.)

17. SIGN PERMIT FEES

Signs non-illuminated (per square foot) 1.43
(illuminated signs under electrical permits)

18. ORNAMENTAL IRON

Per square foot of coverage 0.058

19. Short Term Event

144.50

C. PLUMBING PERMIT FEES

Permits by professional certification (permits by affidavit) for the following described activities will be charged half (50 percent) the regular permit fee, except for the minimum fee, which will remain the same. Professional Certification program fee for inspection only will be charged at one-quarter (25 percent) of the regular permit fee, except for the minimum fee, which will remain the same.

1. MINIMUM PLUMBING OR GAS FEE PER PERMIT

Except as otherwise specified 130.00
(This minimum does not apply to supplemental plumbing permits issued as supplementary to current outstanding permits for the same job).

2. RESIDENTIAL PLUMBING (Single Family Residence or Duplex)

ATTACHMENT H

	New Single Family Residence or Duplex per square foot	0.129
	Addition to Single Family Residence or Duplex per square foot	0.129
	Alterations or repairs to Single Family Residence or Duplex (Group I or R-3) per \$1.00 of estimated cost or fractional part	0.058
3.	COMMERCIAL (All Groups Except Single Family Residence or Duplex)	
	Roughing-in or plugged outlets for bathtubs, closets, doctors, dentists, hospital sterilizers, autoclaves, autopsy tables and other fixtures, appurtenances, drinking fountains, fixtures discharging into traps or safe waste pipes, floor drains, laundry tubs, lavatories, showers, sinks, urinals, and heaters.	
	For each roughing-in or plugged outlet	8.59
	Fixtures set on new roughing-in or plugged outlets or replaced on old roughing-in:	
	Each fixture	8.59
4.	SETTLING TANKS, GAS AND OIL INTERCEPTORS, AND GREASE TRAPS	
	(Including drain tile and relay for same – Residential and Commercial)	45.09
5.	SEWER (ALL GROUPS)	
	Each building storm sewer and each building sewer where connection is made to a septic tank, or a collector line or to an existing sewer or to a city sewer or soakage pit or to a building drain outside a building.	42.94
	Sewer Capping/Demolition	42.94
6.	CONDENSATE DRAIN (AIR CONDITIONING) – ALL GROUPS	
	Except single not manifolded A/C outlet not exceeding 5 tons	4.53
7.	WATER PIPING	
	Water service connection to a municipal or private water supply system (for each meter on each lot)	11.45
	Water service connection or outlets for appliance or installations not covered by fixture set above	8.59
	Irrigation system and underground sprinkler system for each zone	24.05
	Solar water heater installation, equipment replacement or repair	128.81
	Swimming pool piping, not including well (new installation)	
	Residential	85.88
	Commercial	135.96
	Sump pump	11.45
	Swimming pool heater, each	71.56

ATTACHMENT H

Swimming pool maintenance, each	85.88
2" or less water service backflow assembly	50.10
2 ½" or larger water service backflow assembly	78.71
Repairs to water piping:	
For each \$1,000 estimated cost or fractional part	8.25
8. WELLS	
Residential per well	75.15
Commercial per well	114.50
9. NATURAL GAS OR A LIQUIFIED PETROLEUM	
For each outlet Single Family Residence or Duplex (includes meters and regulators)	8.59
For each appliance (does not include warm air heating units, but does include unvented wall heaters, no ductwork wall heaters, no ductwork) - (See Fee Section E(4) for heating)	
Other Groups	
For each outlet (includes meters and regulators)	14.31
For each appliance (does not include warm air heating units, but does include unvented space)	14.31
Heaters and unvented wall heaters – no duct work (See Fee Section E(4) for heating)	14.31
For each meter (new or replacement)	5.73
For major repairs to gas pipe where no fixture or appliance installation is involved	50.10

Underground L.P. gas tanks per group of tanks at a single location	85.88
Above ground L.P. gas tanks per group of tanks at a single location	85.88
10. WATER TREATMENT PLANTS, PUMPING STATIONS, SEWER TREATMENTS AND LIFT STATIONS	
Water treatment plant (interior plant piping)	300.54
Sewage treatment plant (interior plant piping)	214.68
Lift station (interior station piping)	343.48
Sewage ejector	100.19
11. WATER AND GAS MAINS (ALL GROUPS)	
(On private property and other than public utility easements)	
Each 50 feet or part thereof	10.03
12. STORMS/SANITARY UTILITY/COLLECTOR LINES FOR BUILDING DRAIN LINES	
(On private property and other than public utility easements)	
Commercial	
Each 50 feet or part thereof	10.03
Each manhole or catch basin	14.31
13. TEMPORARY TOILETS – WATERBORNE OR CHEMICAL	
Temporary Toilets	130.00
For each additional toilet	11.81
14. DENTAL VACUUM LINES	
Each system	85.88
15. MOBILE HOME CONNECTIONS	
Each unit	85.88

D. ELECTRICAL PERMIT FEES

Permits by professional certification (permits by affidavit) for the following described activities will be charged half (50 percent) the regular permit fee, except for the minimum fee, which will remain the same. Professional Certification program fee for inspection only will be charged at one-quarter (25 percent) off the regular permit fee, except for the minimum fee, which will remain the same:

1. MINIMUM ELECTRICAL PERMIT FEE INCLUDING REPAIR WORK PER PERMIT (ALL GROUPS)	
Except as otherwise specified	
(This minimum does not apply to add-on electrical permits issued as supplementary to current outstanding permits for the same job and demolition work).	130.00

ATTACHMENT H

2.	PERMANENT SERVICE TO BUILDINGS New work only (The following fee shall be charged for total amperage of service) For each 100 amp. or fractional part	6.45
3.	FEEDERS Includes feeders to panels, M.C.C., switchboards, generators, automatic transfer switches, etc. Each feeder	17.18
4.	AGRICULTURAL SERVICE (permanent)	130.00
5.	TEMPORARY SERVICE FOR CONSTRUCTION Per service	130.00
6.	CONSTRUCTION FIELD OFFICE SERVICE Per service	171.74
7.	MOBILE HOME OR RV SERVICE (residential) Per service	130.00
8.	TEMPORARY SERVICE TEST (commercial only) Equipment and service (30 day limit) per service	130.00
9.	RESIDENTIAL WIRING (New construction of Single Family Residence, Duplex and living units of Group H (SFBC) or R-1 (FBC). Applies to all electrical installations except common areas, parking lot areas and/or buildings and house service of Group H or R). For new construction and additions for each square foot of floor area Alterations or repairs per \$1.00 estimated cost or fractional part	0.10 0.058
10.	ALL OTHER WIRING AND OUTLETS Common areas of Group H (SFBC) or R-1 (FBC) include corridors, public lounges, pumps, A/C (public area), lights, outlets, and house and emergency service, etc. These areas and all other commercial wiring shall be subject to the fees below: a) Boxes, receptacles, switches, sign, fractional motor, fans, low voltage outlets, empty outlets for telephone, CATV, each outlet, and 110-volt <u>110-volt</u> smoke detector, each outlet box b) Special outlets	2.30 10.03

ATTACHMENT H

c)	Commercial equipment (KWA rated), x-ray outlets, commercial cooking equipment, presses, generators, transformers (permanently connected) For each 10 KW or fractional part (Residential and Commercial)	10.03
d)	Motors installed, repaired or replaced (fractional already covered on general outlets) Each motor	12.89
e)	Air conditioning and refrigeration system (new work). Applies to commercial, residential, agricultural, and industrial. Covers related work, except wall or window units which are covered under special outlets. Per ton	8.59
f)	Electrical equipment – replacement (existing facilities) Switchboards, M.C.C., panels, control boards (for each board)	28.63

11. LIGHTING FIXTURES

Common areas of Group H include corridors, public lounges, pumps, A/C (public area), lights, outlets, and house and emergency service, etc.

These areas and all other commercial wiring shall be subject to the fees below:

	Floodlights, spotlights, parking lights, tennis court lights, fluorescent and incandescent fixtures, etc.	
a)	Per fixture	2.30
b)	Plugmold, light track, and neon strips. Each 5 feet or fractional part	4.45
	Residential and Commercial	
	Light pole (Single Family Residence or Duplex) per pole	14.31
	Light pole (commercial) per pole	21.48

12. SIGNS & ARCHITECTURAL FEATURES (Indoor Neons)

	Per square foot of sign	1.41
	Repairs and re-connection each	84.44
	Neon strips each 5 foot or fractional part	2.86

13. TEMPORARY WORK ON CIRCUSES, CARNIVALS, FAIRS, CHRISTMAS TREE LOTS, FIREWORKS, TENTS, ETC.

	Per ride or structure	71.56
--	-----------------------	-------

14. FIRE DETECTION SYSTEM

(Needs category 04 processing)

Includes fire alarm systems, halon, etc. Does not include single 100- volt residential detectors.

	Per system (for new and upgrades)	178.90
	Repairs and additions to existing systems per system.	85.88

15. MASTER TELEVISION ANTENNA AND RADIO SYSTEM

Does not include CATV and telephone empty conduit system.

Does include free wiring or same

	Master control	28.63
	Each device	1.71

16. BURGLAR ALARM SYSTEM

(installation or replacement wiring)

40.00

17. INTERCOM SYSTEM

Includes residential, nurse call, paging, etc.

	Each new system – Single Family Residence or Duplex	85.88
	Other groups	128.81
	Repair each system	85.88

18.	ENERGY MANAGEMENT SYSTEM	
	Includes residential, nurse call, paging, etc.	
	Each new system – Single Family Residence or Duplex	85.88
	Other groups	128.81
	Repair each system	85.88
19.	SWIMMING POOLS, ELECTRICAL	
	Fee based on cumulative cost of the following components:	
a)	Residential pool or spa (Single Family Residence or Duplex) (includes motor and pool lights)	85.88
b)	Residential combination pool/spa (includes motors and pool lights)	128.81
c)	Commercial and multi-family dwelling pool orspa	200.36
d)	Commercial, multi-family dwelling combinationpool/spa	271.93
	Repair residential (Single Family Residence or Duplex) pool	85.88
	Repair commercial pool	200.36
e)	Underwater Residential Pool Light Replacement	65.00
	(120 volt to low voltage) – this permit shall not be subject to the minimum fee provisions referenced elsewhere herein	
20.	FREE STANDING SERVICE – New meter and service (requires processing)	
	- per service	128.81
	Includes lift stations, sprinkler systems, street lighting, parking lots, etc., that require new service with separate meter.	
21.	CONDUIT DUCTBANK – PER LINEARFOOT	
	Residential and Commercial	2.59
22.	GROUND WIRE FOR SCREEN BONDING	
	Per Installation	85.88
23.	UNDERGROUND MANHOLES	143.11
24.	LOW VOLTAGE ELECTRIFIED FENCE	
	(installation or replacement wiring)	40.00
25.	Solar* Photo Voltaic per system	325.00
	*Solar permits using custom roof flashing details requiring an additional roofing review.	
26.	Prescribed** Solar Photo Voltaic per system	250.00
	**Prescribed solar permits using a County standardized roof flashing detail to bypass the roofing review.	

E. MECHANICAL PERMIT FEES

Permits by professional certification (permits by affidavit) for the following described activities will be charged half (50 percent) the regular permit fee, except for the minimum fee, which will remain the same. Professional Certification program fee for inspection only will be charged at one-quarter (25 percent) of the regular permit fee, except for the minimum fee, which will remain the same.

1. MINIMUM MECHANICAL PERMIT FEE	
Except as otherwise specified	130.00
(This minimum does not apply to add-on mechanical permits issued as supplementary to current outstanding permits for the same job.)	
2. MECHANICAL SINGLE FAMILY RESIDENCES AND DUPLEXES (GROUP I or R-3 INCLUDES CATEGORIES 03, 10 AND 41)	
New construction per square foot	0.10
Additions to Single Family Residences or Duplex per square foot	0.10
3. AIR CONDITIONING AND REFRIGERATION, INCLUDING THE RELOCATION OF EQUIPMENT	
Separate permits are required for electrical, water and gas connections	
For each ton capacity or fractional part thereof	21.48
4. FURNACES AND HEATING EQUIPMENT, INCLUDING COMMERCIAL DRYERS, OVENS AND OTHER FIRED OBJECT NOT ELSEWHERE CLASSIFIED	
(Includes all component parts of the system except fuel and electrical lines.)	
For each KW	4.30
5. STORAGE TANKS FOR FLAMMABLE LIQUIDS	
Per Tank	214.68
6. INTERNAL COMBUSTION ENGINES	
Stationary – each	107.34
7. COMMERCIAL KITCHEN HOODS	
Each	178.90
8. OTHER FEES	
Fire chemical halon and spray booths for each. Per system	150.28
Ductless fan each	42.94
Pneumatic Tube Conveyor System	
For each \$1,000 or fractional part of contract cost	15.04
Pressure Process Piping	
For each \$1,000 or fractional part of contract cost	15.04
Air Conditioning Duct Work	
For each \$1,000 or fractional part of contract cost	15.04
Cooling Tower	
For each \$1,000 or fractional part of contract cost	15.04

F. BOILERS AND PRESSURE VESSELS

Installation permit fees (including initial inspections and certificate).
Does not include installation or connection of fuel and water lines.

1. BOILERS

The following fees apply to each boiler to be installed:

Boilers less than 837 MBTU <u> </u> each	107.34
Boilers 837 MBTU to 6,695 MBTU <u> </u> each	128.81
Boilers 6,695 MBTU and up <u> </u> each	178.90
Steam driven prime movers <u> </u> each	85.88
Steam actuated machinery <u> </u> each	85.88
Unfired pressure vessels (operating at pressures in excess of 60 PSI and having volume of more than 5 cubic feet), each pressure vessel	107.34
Boiler repair for each \$1,000 or fractional part of contract cost	15.04

2. FEES FOR PERIODIC RE-INSPECTIONS

Steam boilers (annual) <u> </u> each	178.90
Hot water boilers (annual) <u> </u> each	74.43
Unfired pressure vessels (annual) <u> </u> each	65.84
Miniature boilers (annual) <u> </u> each	65.76
Certificate of inspection (where inspected by insurance company) <u> </u> each	107.34
Shop inspection of boiler or pressure vessels per completed vessel	107.34
Insulation:	
For each \$1,000 or fractional part of contract cost	15.04
Mechanical Ventilation:	
For each \$1,000 or fractional part of contract cost	15.04
Ductless Ventilation:	
For each \$1,000 or fractional part of contract cost	15.04

G. COST OF PUBLICATIONS AND RECORDS

1. COPIES OF DEPARTMENTAL RECORDS		
Plan reproductions from microfilm - per sheet		6.25
Reproduced records - per page		0.15
Double sided copies - per page		0.20
Certified copies - per page		1.00
Notary public service - per document		1.00
Research and ordering plans per address or permit number		18.75
Open permit search per address or folio (additionally a fee of \$1.00 per page will be charged for certification or records).		43.75

H. ANNUAL FACILITY PERMIT FEES

In accordance with provisions of the Florida Building Code and Chapter 10 of the Code of Miami-Dade County, each firm or organization in Miami-Dade County which performs its own maintenance work with certified maintenance personnel in Factory- Industrial (group F) Facilities, as well as helpers thereunder, may pay to Miami-Dade County an annual Master and Subsidiary Facility Permit (Premise Permit) – fee in lieu of other fees for maintenance work. Such fee shall be paid to Building and Neighborhood Compliance and such permit shall be renewed annually at a fee which is calculated in accordance with the provisions of this sub-section.

1. CALCULATION OF THE INITIAL MASTER FACILITY PERMIT FEE

Each firm or organization which obtains an annual master facility permit shall include in their application for such permit the total number of maintenance personnel, including helpers and trainees thereunder, assigned to building, electrical, plumbing, or mechanical work. The Master Facility Permit (Premise Permit) Fee shall be computed by multiplying the total number of such employees' times the fee.

Master Facility Permit Fee (Multiply number of employees by fee)	71.56
Minimum Master Facility Permit Fee	1,352.43

2. CALCULATION OF THE INITIAL SUBSIDIARY FACILITY PERMIT FEE

Each firm or organization which utilizes decentralized locations in addition to the main location described under Point 1 above, may additionally apply for a Subsidiary Facility Permit (Premise Permit) for each such decentralized location. Such application for a Subsidiary Facility Permit (Premise Permit) shall include the same information required in Point 1 above.

Subsidiary Facility Permit Fee (multiply number of employees by fee)	71.56
Minimum Subsidiary Facility Permit Fee	379.25

3. RENEWAL OF FACILITY PERMIT

Prior to each Facility Permit expiration, the holder will be sent a renewal notice to continue the Premise Permit for the next renewal period. The calculation of the renewal Premise Permit fee shall be the same as the method used to calculate the original Facility Permit fee. No allowances shall be made for late renewal fees or part year renewal fees.

I. BUILDING RECERTIFICATION FEES

For every application for recertification under Chapter 8 of the Miami-Dade County Code, there shall be paid to Building and Neighborhood Compliance, a fee for processing each application.	375.00
--	--------

For every application for subsequent recertification at 10 year intervals thereafter, there shall be paid to Building and Neighborhood Compliance a fee for processing each application.	375.00
--	--------

For every re-review of a subsequent report submittal for initial (or subsequent 10-year interval recertification) under Chapter 8 of the Miami-Dade County Code there shall be a fee paid to Building and Neighborhood Compliance per trade.	106.59
--	--------

For every extension request for r recertification (or subsequent 10-year interval recertification) under Chapter 8 of the Miami-Dade County Code there shall be a fee paid to Building and Neighborhood Compliance.	62.50
---	-------

For every Quality Control Inspection for recertification (or subsequent 10-year interval recertification) under Chapter 8 of the Miami-Dade County Code there shall be a fee paid to Building and Neighborhood Compliance per trade.	157.25
--	--------

For every Quality Control Re-Inspection for recertification (or subsequent 10-year interval recertification) under Chapter 8 of the Miami-Dade County Code there shall be a fee paid to Building and Neighborhood Compliance per trade.	71.55
---	-------

Recording Fees		Established by Clerk of the Court
----------------	--	-----------------------------------

J. STRUCTURAL GLAZING SYSTEMS RECERTIFICATION FEES

For the initial application for structural glazing recertification and each subsequent application under Chapter 8 of the Miami-Dade County Code there shall be paid to Building and Neighborhood Compliance an application-processing fee	354.33
--	--------

ATTACHMENT H

For every re-review of a subsequent report submittal for initial (or subsequent 5-year interval recertification) under Chapter 8 of the Miami-Dade County Code, there shall be a fee paid to Building and Neighborhood Compliance per trade. 106.59

For every extension request for recertification (or subsequent 5-year interval recertification) under Chapter 8 of the Miami-Dade County Code, there shall be a fee paid to the Building and Neighborhood Compliance 62.50

For every Quality Control Inspection for recertification (or subsequent 5-year interval recertification) under Chapter 8 of the Miami-Dade County Code, there shall be a fee paid to the Building and Neighborhood Compliance per trade. 157.25

K. ENFORCEMENT FEES

Case Processing Fee - each	500.00
Photographs - each	1.50
Initial Inspection Fee	157.43
Re-Inspection Fee	107.34
Posting of Notices - each	50.10
Unsafe Structures Panel Processing Fee	178.90
Title Search	Actual Cost
Court Reporting	Actual Cost
Legal Advertisement	Actual Cost
Permit Fees	Actual Cost
Bid Processing Fee	143.11
Demolition/Secure Services	Actual Cost
Asbestos Sampling and Abatement	Actual Cost
Extension Fee	150.00
Stipulated Agreement Preparation	300.00

L.. PEER REVIEW

Initial review fee per discipline/trade for each review associated with the approval of a Peer Review as required by the Building Official. 190.08

Resubmittal review fee per discipline/trade associated with the approval of a Peer Review as required by the Building Official 71.28

L.
M.

CERTIFICATE OF OCCUPANCY (CO) AND CERTIFICATE OF COMPLETION

The following fees shall be paid for all uses. All structures are issued permanent Certificated of Occupancy or Completion that shall remain valid for an unlimited time unless revoked for cause or abandoned, provided there is no change of occupancy, or that there is no enlargement, alteration, or addition in the use or structure 49.88

Temporary Certificate of Completion or Occupancy (Building and Neighborhood Compliance) 49.88

M.
N.

TEMPORARY PERMIT – CONSTRUCTION NOISE

Temporary permit related to construction noise pursuant to Sec. 21-28 of the Code of Miami-Dade County 130.00

II. NEIGHBORHOOD COMPLIANCE FEES:

A. Case Processing Recovery Fees

Case Processing Fee	500.00
Inspection (each)	100.00
Photographs	1.50
Surveys and Other Exhibits	Actual Cost
County Attorney's fees	Actual Cost
Court Filing Fees (each document)	Actual Cost
Extension Fees	150.00
Stipulated Agreement Preparation	300.00

B. Code of Miami-Dade County-Chapters 17, 17A, and 17B (Minimum Housing)

Case Processing Fee - each	360.00
Photographs - each	1.50
Inspection - each	75.00
Posting of Notices - each	50.10
Title Search	Actual Cost
Final Order	100.00
Court Reporting Transcription (Plus Transcript/Actual Cost)	50.00
Legal Advertisement	Actual Cost
Bid Processing Fee	100.00
Demolition/Secure Services	Actual Cost
Asbestos Sampling and Abatement	Actual Cost

C. Surveys by County Department

Actual Cost

- D. Returned check charges per check**
\$20.00 or 5% of check amount (F.S. 832.07) plus \$1.50 bank charge or other rate as amended from time to time.

- E. Interest**
Interest charges at the rate of 10% per year, or other rate as amended by the Board of County Commissioners from time to time, may be assessed in addition to any other penalties.

- F. Special Projects**
A fee equal to actual staff time and related costs shall be assessed for special projects. Such special fee only will be levied for requests in accord with Administrative Order 4-48.

- G. Chapter 17A-19 Annual Foreclosure Registry Fee**
125.00

III. LIEN FEES:

A. Lien Settlement/Collection Processing Fees

1.	Lien <u>Release</u> Processing Fee <u>(per lien)</u>	50075.00
2.	Lien Payoff/Estoppel Letter	75.00
3.	Lien/Recordation/Cancellation of Notices - each	Actual Cost
4.	Continuing Penalties	Actual Cost
5.	Research Fee - each <u>folio and per database</u>	125.00
6.	Posting of Notices — each	50.10

IV. BOARDS AND BUILDING CODE ADMINISTRATION FEES:

A. GENERAL FEES

1.	Recording fees in connection with those matters to be recorded	Established by Clerk of the Court
2.	Research matters extraneous to normal activities	Actual staff time and costs
3.	RER SURCHARGE	

A Boards and Building Code Administration Surcharge of seven and one half (7.5%) percent on all Boards and Building Code fees in Section IV except for Contractor Licensing and Enforcement fees listed

ATTACHMENT H

in Sub-section C, Copies of Records fees in Sub-section D, and the Code Administration fees in Sub-section E. This surcharge is to be used to fund incremental direct costs and reasonable indirect costs that are directly related to enforcing the Florida Building Code.

B. PRODUCT CONTROL FEES

1.	New application for certification of products, materials or systems, (includes technical review of Notice of Acceptance (NOA) and quality assurance auditing), valid for a period of five (5) years	4,000.00
2.	Revision of notice of acceptance with respect to certification of products, materials, or systems	1,500.00
3.	New Application fee for the accreditation of testing laboratories valid for a period of five (5) years	4,000.00
	a) Renewal of testing laboratory accreditation for a period of five (5) years	1,500.00
	b) Revision of an existing testing laboratory certificate accreditation	1,500.00
4.	Travel expenses incurred in the process of conducting quality assurance audits or laboratory accreditations	Actual Cost
5.	Renewal of certification, prior to expiration, valid for a period of five (5) years	1,500.00
6.	Annual certificate of competency as a manufacturer or fabricator, payable every two (2) years	1,000.00
7.	Florida Building Code books, supplements, and additions, and all publications and automated informationsystems	Cost of production, publication and distribution
8.	Application fee for the review and approval of building material(s) for special project on a one-time basis	Actual Cost
9.	Expedited review for certification performed by outside consultants, in addition to regular application fee	Actual Cost

C. CONTRACTOR, QUALIFYING AGENT, MASTER, JOURNEYMAN,

ATTACHMENT H

INSTALLER, MAINTENANCE PERSONNEL APPLICATION FEES, AND BOARD FEES

1.	APPLICATION FEE FOR CONTRACTOR CERTIFICATE OF COMPETENCY, NON-REFUNDABLE <i>(This same fee also applies to contractors who make application for each additional qualifying agents)</i>	315.00	
	a) Change of affiliation	350.00	
	b) Inactivation of certificate	150.00	
2.	APPLICATION FEE FOR PERSONAL CERTIFICATE OF ELIGIBILITY, INCLUDING A NON-REFUNDABLE PROCESSING FEE	80.00	
	a) Certificate of Eligibility	315.00	
	b) Certificate of Competency for masters, installers, welding inspectors	315.00	
	c) Certificate of Competency for journeymen and maintenance Personnel	240.00	
3.	CERTIFICATES FOR NON-TRANSFERABLE RENEWAL		1 YEAR 2 YEARS
	a) The certificate issued pursuant to the provisions of Chapter 10 of the Code of Miami-Dade County shall be non-transferable. Certificates renewed by the expiration date*** shall require payment of the following fees:		
	1) Contractors, subcontractors, specialty contractors and welding inspectors	60.00	120.00
	2) Qualifying agent for building and engineering contractor categories	60.00	120.00
	3) Masters, journeymen, installers, and maintenance personnel	60.00	120.00
	b) Registration fee for State of Florida Certified Contractors	30.00	60.00
	c) Registration fee to allow journeymen licensed elsewhere in the State of Florida to perform work in Miami-Dade County	25.00	50.00
	d) Registration fee for certified contractors licensed elsewhere to perform post disaster repair work only (for six (6) months only)		150.00
	e) Duplicate certificates (all types)		20.00
	<p>***Section 163.211, Florida Statutes, preempts local occupational licenses to the State, effective July 1, 2021; provided, however, that occupational licenses issued by local jurisdictions, including those related to construction-related occupations, will be prohibited after July 1, 2023. Therefore, between October 1, 2022 and June 30, 2023, applicants seeking a new license or renewal for those construction-related specialty licenses will be issued a license or have their prior license renewed with an expiration date of July 1, 2021. Accordingly, the license fee will be prorated to cover only the licensure period between the date of issuance or renewal and the statutory July 1, 2023 expiration date.</p>		
4.	LATE CERTIFICATE OF COMPETENCY RENEWAL FEES		

ATTACHMENT H

All certificate renewals shall be due and payable upon expiration. Those licenses not renewed by the expiration date shall be considered delinquent and subject to a delinquency fee.

- a) Late renewal fees paid within one month following expiration will be subject to a delinquency penalty of twenty-five (25) percent of the renewal fee.
- b) Late renewal fees paid after one month following expiration will be subject to a delinquency penalty of fifty (50) percent of the renewal fee.

5.	PREPARATION OF AFFIDAVIT ON STATUS OF CERTIFICATE HOLDER Per affidavit	50.00
6.	CHARGE FOR CONTRACTORS/TRADESMEN CERTIFICATION PRINTOUT Per page	3.50
7.	ADDITIONAL CREDIT REPORTS	12.00
8.	PREPARATION OF CERTIFIED RECORDS FOR COURT APPEALS Construction Trades Qualifying Board, Unsafe Structures Board, or other Administrative Board preparation of a certified copy of the record (to be paid at the time of the request).	275.00
9.	REGISTRATION FEE FOR CONTINUING EDUCATION SPONSORS	200.00
10.	REVIEW OF CONTINUING EDUCATION COURSE APPLICATION A fee of \$25.00 per credit hour will be charged, not to exceed \$100.00 per course.	
11.	CRIMINAL CASE PROCESSING RECOVERY COST	
	Case processing Fee	500.00
	Inspection --- each	60.00
	Photographs --- each	1.50
	Corporate Information	20.00
	Court Appearance --- each	60.00
	Posting of Notices --- each	50.10
12.	Code of Miami-Dade County – CHAPTER 8 (UNSAFE STRUCTURES BOARD)	
	Case intake processing Fee	350.00
	Photographs --- each	1.50
	Inspection Fee	110.00
	Re-inspection Fee	75.00
	Posting of Notices --- each	30.00
	Unsafe Structures Board Fee	125.00
	Court Reporting Transcription	Actual Cost

Legal Advertisement

Actual Cost

13. ENFORCEMENT FEES

CONTRACTOR ENFORCEMENT

Case processing Fee	500.00
Field Inspection	100.00
Personal Service of Notices – each	50.10
Photographs – each	1.50
Probable Cause Hearing	50.00
Formal Hearing per hour	50.00
Disciplinary Complaints Preparations and Service	200.00
Recordation/Removal of Board Order	35.00
County Attorney (Board Representation) – per hour	100.00
Stipulated Agreement Preparation	300.00
Court Reporting Transcription	Actual Cost
Extension Fee (for Contractor Enforcement Cases)	150.00

D. COPIES OF RECORDS

Single-sided copies - per page	0.15
Double-sided copies - per page	0.20
Certified copies - per page	1.00
Notary public service - per document	1.00

E. ASSESSMENT OF CODE ADMINISTRATION FEE

Per Miami-Dade County Code Section 8-12, each Building Official of Miami-Dade County shall assess a code administration fee of: 0.60

per one thousand dollars (\$1,000.00) or fractional value of the work to be done under the permit

These code administration fees shall be used to fund incremental direct costs and reasonable indirect costs that are directly related to enforcing the Florida Building Code.

VALUE OF WORK CALCULATION

ATTACHMENT H

- | | | |
|----|---|-------|
| 1) | Building Code occupancy Groups S1 and F (Storage and Industrial) - per square foot of construction; | 56.25 |
| 2) | All other occupancy groups - per square foot of construction; or | 81.25 |

Actual Cost

- 3) For Large and unusual projects, the value of the work shall be the actual cost of such work determined by the applicant and approved by the Building Official
- 4)

Implementing Order



Implementing Order No.: IO 4-123

Title: MIAMI-DADE COUNTY FIRE PREVENTION FEE SCHEDULE

Ordered:
~~9/28/2021~~9/21/23

Effective: 10/1/~~2021~~2023

AUTHORITY:

The Miami-Dade County Home Rule Charter, including among others, Sections 1.01 and 2.02 A, and Section 2-182(a), Section 14-39, and Chapter 30 of the Miami-Dade County Code.

SUPERSEDES:

This Implementing Order supersedes previous Implementing Order 4-123 dated October 1, ~~2019~~2021, pertaining to fees related to fire inspections, plans review activities, and the establishment of emergency vehicle zones.

POLICY:

This Implementing Order pertains to fees charged by the Miami-Dade County Fire Rescue Department (the "Department") related to fire life safety inspections, new construction inspections, fire plans review, fire & life safety education, and establishment of emergency vehicle zones. Fire life safety inspections, plans review, fire & life safety education, and the establishment of approved emergency vehicle zones are essential to protect the public health, safety, and welfare in the jurisdiction. The schedule of fees is intended to pay for the cost of providing the services. Section 14-39 of the Miami-Dade County Code mandates that the fees for the permits shall be placed in a separate account and that the fees are to be used exclusively for fire prevention activities by the jurisdiction. No application, permit, certificate, or receipt shall be issued until the appropriate fee is paid.

PROCEDURE:

Administration of this Implementing Order is delegated to the Director of the Department, who shall be responsible for the collection of fees and the delivery of required services pursuant to Miami-Dade County Code, Chapter 14, Articles I through IV in general and Section 14-39 specifically relating to fire prevention. The following fees shall be in effect through September 30, ~~2023~~2025. The rates shall be adjusted on October 1, ~~2023~~2025, and every two years subsequently to keep pace with the Consumer Price Index for all Urban customers (CPI-U) for Miami/Fort Lauderdale. Adjustment shall be the sum of the actual two previous positive fiscal years' CPI-U Miami/Fort Lauderdale rates.

Every year, or earlier, if need be, the Director shall review all fees and recommend necessary changes to the County through this Implementing Order procedure.

This Implementing Order is hereby submitted to the Board of County Commissioners of Miami-Dade County, Florida.

Approved by the County Attorney
 as to form and legal sufficiency ____

MIAMI-DADE COUNTY FIRE PREVENTION FEE SCHEDULE

Plans Review/Permitting/Inspections:

1. **Work Done Without Permit:**
When construction/installation work for which a permit is required is commenced prior to the obtaining of a permit, the permit applicant shall be required to pay a double permit fee.

2. **Up Front Processing:**
When a building permit application is received, the applicant shall pay an "up-front" processing fee equal to approximately 30 percent% of the cost of a new permit. This processing fee is not refundable and shall be credited toward the final permit fee.

3. **Review of Plans to Determine Applicability:**
Review of plans to determine if further review for compliance with the Florida Fire Prevention Code is required (not applicable plans). \$~~16.26~~17.64

4. **New Building or Additions:**

For each 100 square feet or fractional part of floor area up to 20,000 square feet. (Minimum fee of \$ 126.79 <u>137.57</u>).	\$ 3.41 <u>3.70</u>
For each additional 100 square feet or fractional part of floor area thereafter.	\$ 1.25 <u>1.36</u>
Except for buildings for storage and industrial uses of the Groups E and F occupancies as defined in Chapter 3 of the Florida Building Code, the fee shall be:	
For each 100 square feet or fractional part of floor area up to 20,000 square feet.	\$ 7.37 <u>8.00</u>
For each additional 100 square feet or fractional part of floor area thereafter.	\$ 2.49 <u>2.70</u>
Except for greenhouses and buildings for agricultural uses (non-residential) when located on the premises so used, screen enclosures, and trailer additions:	
For each 100 square feet or fractional part of floor area.	\$ 1.25 <u>1.36</u>

5. **Other New Commercial Construction:**
(Water towers, pylons, bulk storage-tank foundations, seawalls, bulkheads, unusual limited- use buildings, freestanding rigid canopies, marquees, and similar construction.) (Minimum fee \$~~126.79~~137.57)
For each \$1,000.00 of estimated cost or fractional part thereof. \$~~2.49~~2.70

6. **Plans review fees for Repairs, Renovation, Modifications, Reconstruction, and Alteration to Existing Buildings and Other Structures, to install or modify fire protection systems, and to establish use:**

Up to \$1,000.00 of estimated cost or fractional part (Minimum fee of \$ 126.79 <u>137.57</u>).	\$ 11.06 <u>12.00</u>
For each additional \$1,000.00 of estimated cost or fractional part thereof.	\$ 2.49 <u>2.70</u>

7. **Revised, lost, or re-stamped Plans Processing:**
 A. Minor plan revisions, lost plans, or re-stamp up to one half hour of work shall be subject to a minimum fee of ~~\$85.6192.89~~.
 B. Major plan revisions, lost plans, or re-stamp requiring over one-half hour of work shall be subject to a fee of 50 percent of the original fee up to a maximum of ~~\$734.74797.19~~ and a minimum fee of ~~126.79137.57~~.
 C. Subsequent revisions or re-stamp of zoning hearing application and/or land subdivision projects shall be subject to a flat fee of ~~\$88.8696.41~~ per revision.
 D. Stamping of second or subsequent duplicate sets of plans ~~\$86.6994.06~~.
8. **Preliminary Inspection:**
 If a preliminary inspection is requested, a fee of ~~\$85.6192.89~~ will be assessed per inspection for buildings less than 5,000 square feet.

 For buildings over 5,000 square feet, a fee of ~~\$126.79137.57~~ per inspector per hour will be required.
9. **Life Safety Inspection for Temporary Certificate of Occupancy:**
 An additional fee of ~~\$85.6192.89~~ will be charged for processing an application leading to the issuance of a Temporary Certificate of Occupancy (TCO).
10. **Life Safety Re-inspections for Certificate of Occupancy:** ~~\$169.06183.43~~
 A re-inspection is required for the following reasons:
 1) Occupancy failed the C.O. inspection for one or more violations.
 2) An incorrect address was given resulting in no inspection.
 3) Occupancy is not ready for final inspection.
 4) No contractor or unable to gain access on inspector's arrival.
 5) No approved plans or permit card on-site at time of inspection.
 6) Previous violations were not corrected.
 6) ~~7)~~ Cancellation of inspection request on date of inspection
11. A re-inspection fee is charged for each inspection when the inspection is for a portion of the building that had not been previously requested for inspection.
~~Cancellation Fee~~ ~~\$169.06~~

~~A cancellation fee will be charged for all cancellation of inspection requests that are made on the date of the inspection.~~
1211. **Fire Alarm/Access Control Systems, Test and Inspection/Recertification; collected at time of plans review for permit approval and intended to cover the cost of the final inspection:**
 1 to 6 devices ~~\$183.14198.71~~
 7 to 100 devices ~~\$305.60331.58~~
 Per device over 100 ~~\$1.741.89~~
1312. **Smoke Control Systems Test and Inspection:** ~~\$305.60331.58*~~
 *Smoke Control Systems Testing may require scheduling a Special Request Inspection (SRI) at an additional cost as per this fee schedule.
1413. **In-Building Public Safety Radio Enhancement Systems:**

Signal Strength Verification Test and System Acceptance Test:
 Per inspector, per hour ~~124.63265.55*~~
15. **Re-Acceptance Test for Existing Systems:** ~~\$270.92293.95~~

Equipment Installation Inspection; collected at time of plans review for permit approval and intended to cover the cost of the final inspection:

 1 to 6 devices ~~\$183.14198.71~~
 7 to 100 devices ~~\$305.60331.58~~

	Per device over 100	<u>\$1,741.89</u>
<u>1614.</u>	Generator Load Bank Testing and Generator Life Safety Inspections:	
	First inspection	<u>\$85,6192.89*</u>
	Second re-inspection	<u>\$85,6192.89*</u>
	Third or more re-inspections	<u>\$169,06183.43*</u>
	*Additionally, all Generator Load Bank Testing requires scheduling a Special Request Inspection (SRI) at an additional cost as per this fee schedule.	
<u>1715.</u>	Fire Suppression System, Test and Inspection/Recertification; collected at time of plans review for permit approval and intended to cover the cost of the final inspection:	
	Up to 20 heads	<u>\$214,57232.81</u>
	21 to 49 heads	<u>\$305,60331.58</u>
	Per head over 49	<u>\$0,490.53</u>
<u>1816.</u>	Rough Inspection of Fire Suppression Systems; collected at time of plans review for permit approval and intended to cover the cost of the final inspection: (Inclusive of underground, flush, pressure test, and location).	
	Up to 49 heads	<u>\$280,67304.53</u>
	Per head over 49	<u>\$0,530.58</u>
<u>1917.</u>	Testing and Inspection/Recertification of Pressure Regulating Valves and/or Standpipes	<u>\$305,60331.58</u>
	Equipment supplied by the Department to complete necessary testing and inspection shall be charged in accordance with the Special Events fee schedule (Implementing Order 7-33)	
<u>2018.</u>	Fire Pumps Test and Inspection/Recertification:	<u>\$305,60331.58</u>
<u>2119.</u>	Fire Well (On-Site System) Test and Inspection:	<u>\$305,60331.58</u>
	Equipment supplied by MDFR to complete necessary testing and inspection shall be charged in accordance with the Special Events fee schedule (Implementing Order 7-33)	
<u>2220.</u>	Hydrant Use Permits:	
	Construction meters (fixed site). Per use	<u>\$126,79137.57</u>
	Construction meters (floating use such as pest control, lawn spraying, etc.)	<u>\$214,57232.81</u>
	Annual and per meter	
<u>2321.</u>	Hydrant Flow Tests/Inspections:	<u>\$305.60</u>
	<u>Field flow testing and calculation</u>	<u>\$331.58</u>
	<u>New hydrant acceptance inspection and testing not exceeding one-hour</u>	<u>\$331.58</u>
	<u>Each additional half-hour or fraction thereof</u>	<u>\$165.79</u>
<u>2422.</u>	Re-inspection Fire Safety Systems (i.e. Fire Alarm, Sprinklers, Smoke Control, In-Building Public Safety Radio Enhancement Systems, etc.):	
	First re-inspection	<u>\$85,6192.89</u>
	Second re-inspection	<u>\$85,6192.89</u>
	Third or more re-inspections	<u>\$169,06183.43</u>

A re-inspection is required for the following reasons:

- 1) Occupancy failed the C.O. inspection for one or more violations.
- 2) An incorrect address was given resulting in no inspection.
- 3) Occupancy is not ready for final inspection.
- 4) No contractor or unable to gain access on inspector's arrival.
- 5) No approved plans or permit card on-site at time of inspection.
- 6) Previous violations were not corrected.
- 7) Cancellation of inspection request on date of inspection

A re-inspection fee is charged for each inspection when the inspection is for a portion of the building that had not been previously requested for inspection.

25.23. **Special Request Inspections (SRI):** ~~\$509.33~~552.62

A Special Request Inspection is a service provided by the Fire Prevention Division to allow customers to request new construction inspections at a specified time and date. The fee is charged per inspector and is in addition to any applicable inspection fee as per this fee schedule.

Note: SRIs lasting over 4 hours will incur an additional charge of ~~\$124.63~~138.16 per hour or portion thereof per inspector

26.24. **Technical Professional Services:**

Assessed for technical professional services requiring research, preliminary plans review, expedited plan review, zoning hearing applications, land subdivision projects, or review of engineered life safety plans. Expedited plan review fees shall be in addition to the applicable plan review fee

First hour or portion thereof	\$233.00 <u>252.81</u>
Each additional hour or portion thereof	\$79.11 <u>85.83</u>

25.27. **Tents (Circus, Carnival, etc.), Membrane Structures, and Other Covered Structures Plans Review and Final Inspection:**

A. Use of structure(s) for assembly and exhibitions as per following fee schedule. 45 day maximum or Change of Use.

50 to 300 Persons	\$98.89 <u>107.30</u>
301 to 1,000 Persons	\$135.74 <u>147.28</u>
Over 1,000 Persons	\$172.58 <u>187.25</u>

B. All other uses over 900 aggregate square feet ~~\$98.89~~107.30

Note: Plans that are submitted less than thirty (30) days prior to the event shall be charged double the applicable fee and the expedited plan review fee or may result in denial of the plan and non-approval of the event.

Inspections that are required to be performed before or after normal business hours or on holidays or weekends shall incur an additional special request inspection fee.

26.28. **Outdoor Special Events Plans Review and Final Inspection:**

The use of property for temporary outdoor events including but not limited to carnivals, fairs, concerts, festivals, etc. 45--day maximum.

Zero to five acres	\$182.33 <u>197.83</u>
Six to ten acres	\$263.64 <u>286.02</u>
Greater than ten acres	\$344.88 <u>374.19</u>

Note: Plans that are submitted less than thirty (30) days prior to the event shall be charged double the applicable fee and the expedited plan review fee or may result in denial of the

plan and non-approval of the event.

Inspections that are required to be performed before or after normal business hours or on holidays or weekends shall incur an additional special request inspection fee.

2927.

Indoor Special Events Plans Review and Final Inspection:

The temporary use of indoor occupancies or buildings for indoor events, including but not limited to trade shows, festivals, concerts, exhibits, haunted houses, etc. Such temporary use shall not extend for more longer than forty-five (45) days.

50 to 99 persons	\$135.74 <u>147.28</u>
100 to 300 persons	\$172.58 <u>187.25</u>
301 to 1,000 persons	\$212.68 <u>230.76</u>
1,001 to 10,000 persons	\$405.57 <u>440.04</u>
Over 10,000 persons	\$560.54 <u>608.19</u>

Note: Plans that are submitted less than thirty (30) days prior to the event shall be charged double the applicable fee and the expedited plan review fee or may result in denial of the plan and non-approval of the event.

Inspections that are required to be performed before or after normal business hours or on holidays or weekends shall incur an additional special request inspection fee.

3028.

Fireworks/Sparkler Sales Plans Review and Final Inspection for Permit:

Sale of fireworks/sparklers requires submittal of completed application package	\$172.58 <u>187.25</u>
---	-----------------------------------

Note: For temporary sales locations, plans that are submitted less than thirty (30) days prior to opening shall be charged double the applicable fee and the expedited plan review fee or may result in denial of the plan and non-approval of the event.

Inspections that are required to be performed before or after normal business hours or on holidays or weekends shall incur an additional special request inspection fee.

Annual registration of manufacturer, distributor, or wholesaler of fireworks	\$37.93 <u>41.15</u>
--	---------------------------------

3429.

Fireworks, Pyrotechnic Displays, and Flame Effects Plans Review and Final Inspection for Permit:

Public Display of fireworks must be under the direction of a qualified person certified by the department as an operator. Per use.	\$252.78 <u>274.27</u>
--	-----------------------------------

Operator certification Requires applicant to apply in person. Annual certification required.	\$152.80 <u>165.79</u>
--	-----------------------------------

Note: Plans that are submitted less than thirty (30) days prior to the event shall be charged double the applicable fee and the expedited review fee or may result in denial of the plan and non-approval of the event.

Inspections that are required to be performed before or after normal business hours or on holidays or weekends will incur actual costs of standby fire personnel by the MDFR Special Events Bureau.

Occupancy Inspections/Annual Operating Permits:

- 3230. Flammable, Combustible, Hazardous Materials and/or Processes:**
 Fee assessed to occupancies storing, handling, or using flammable, combustible, hazardous materials and/or processes, including outdoor cooking.
 Fee is an additional 50 percent% of the appropriate permit fee or ~~\$122.45~~132.86 for non-permit required occupancies

- 3331. Life Safety Permit Re-inspection:**
 For more than one re-inspection, a fee of one half of the original permit fee will be charged for inspections of existing occupancies to determine compliance with adopted fire codes.
 Maximum per re-inspection. ~~\$275.25~~298.65

- 3432. Requests for Inspection/ Zoning/Certificate of Use/Occupational Licensing Inspection:**
 Non-refundable inspection of existing occupancies to determine compliance with adopted fire codes for change of use, business speculations, etc. where a life safety permit is not required at time of inspection. ~~\$79.11~~85.83

- 3533. Non-permit required occupancy inspections:**
 Non-refundable fee for inspections requested for occupancies that do not require or are exempt from obtaining a Life Safety Permit, such as: attorneys for legal work, governmental law requirements, State buildings, Federal buildings, etc. ~~\$79.11~~85.83

 *Fee is ~~\$79.11~~85.83 or the applicable occupancy inspection fee, whichever is greater.

- 3634. Duplicate or certified copy of Life Safety Permit:** ~~\$6.51~~7.06
 Each

- 3735. Initial Life Safety Permit:** ~~\$79.11~~85.83
 Non-refundable minimum fee for a new Life Safety Permit – Permit fees exceeding ~~\$79.11~~85.83 shall be charged the difference according to the occupancy’s fee schedule

- 3836. Airport Terminal Building:**
 A structure used primarily for air passenger enplaning or deplaning, including ticket sales, flight information, baggage handling, and other necessary functions in connection with air transport operations. This term includes any extensions and satellite buildings used for passenger handling or aircraft flight service functions. Aircraft loading walkways and “mobile lounges” are excluded.
 Annual permit required
 Per gross square foot; re-inspection fees inclusive \$0.04

For all permits listed below:
Initial and annual renewal permits may be prorated on a monthly basis.
Unless otherwise noted below, permit fees apply on a per-occupancy or per-building basis

- 3937. Apartments and Condominiums:**

 An apartment building having three or more living units with independent cooking and bathroom facilities. Annual permit required.
 Fee is per building and is calculated as the sum of the fee for the number of stories plus the fee for the number of units.

Up to 2 stories	\$59.61 <u>64.68</u>
3 to 5 stories	\$60.69 <u>65.85</u>

6 to 7 stories	\$96.45 <u>104.65</u>
8 stories and above	\$160.39 <u>174.02</u>
Plus per unit	\$1.62 <u>1.76</u>
Maximum total <u>base</u> fee	\$642.62 <u>697.24</u>

4038. **Assembly Occupancies:**

Maintenance, operation or use of any occupancy for public assembly, including outdoor assembly use. Annual permit required.

Up to 49 Persons	\$80.19 <u>87.01</u>
50 to 99 Persons	\$115.96 <u>125.82</u>
100 to 300 Persons	\$152.80 <u>165.79</u>
301 to 1,000 Persons	\$192.90 <u>209.30</u>
1,001 to 10,000 Persons	\$385.79 <u>418.58</u>
Over 10,000 Persons	\$540.76 <u>586.72</u>

4139. **Assisted Living Facilities:**

All facilities licensed to operate as assisted living facilities. Annual permit required.

Fee is based on the number of clients that the occupancy is licensed or approved for and may include multiple buildings within the same campus.

1 to 16 clients (Small Facilities)	\$128.96 <u>139.92</u>
Over 16 clients (Large Facilities)	\$160.39 <u>174.02</u>
Per additional client over 16	\$1.68 <u>1.82</u>

4240. **Automobile Wrecking Yards, Junk Yards:** ~~\$152.80~~165.79
Annual permit required.

4341. **Business Occupancies:**

For the transaction of business for keeping of accounts and records and similar purposes. Annual permit required.

0 to 1,500 square feet	\$30.35 <u>32.93</u>
1,501 to 3,000 square feet	\$60.69 <u>65.85</u>
3,001 to 5,000 square feet	\$79.11 <u>85.83</u>
5,001 to 10,000 square feet	\$127.88 <u>138.75</u>
10,001 to 50,000 square feet	\$160.39 <u>174.02</u>
50,001 to 100,000 square feet	\$225.41 <u>244.57</u>
100,001 to 150,000 square feet	\$282.84 <u>306.88</u>
150,001 to 200,000 square feet	\$353.28 <u>383.31</u>
Over 200,000 square feet	\$417.22 <u>452.68</u>

Common areas or elements of business occupancies, up to two floors:	\$59.61 <u>64.68</u>
Per additional floor	\$29.80 <u>32.33</u>

4442. **Day Care Occupancies:**

Facilities licensed or operating as day cares or nursery schools. Annual permit required.

Fee is based on the number of clients that the occupancy is licensed or approved for and may include multiple buildings within the same campus.

3 to 6 Clients	\$91.03 <u>98.77</u>
7 to 12 Clients	\$105.12 <u>114.06</u>

ATTACHMENT I

	Over 12 Clients	\$122.45132.86
	Additional fee for additional client over 12	\$1.842.00
4543.	Detention/Corrections Facilities:	\$612.28664.32
	Annual permit required.	
4644.	Educational Facilities	
	All occupancies operating as educational facilities in grades K-12. Annual permit required. Fee is based on number of students the occupancy is licensed, chartered, approved for or based on occupant load <u>and may include multiple buildings within the same campus.</u>	
	Minimum	\$83.4590.54
	Additional fee per enrolled student	\$1.842.00
	Maximum total <u>base fee</u>	\$855.03927.71
4745.	Fuel Terminals	
	Storage, handling, or dispensing of flammable or combustible liquids at fuel terminals. Annual permit required.	
	Up to ten tanks	\$385.79418.58
	Per tank over 10	\$27.1029.40
4846.	Hospitals:	
	All facilities licensed to operate as hospitals. Annual permit required. Fee is based on number of beds that occupancy is licensed or approved for <u>and may include multiple buildings within the same campus.</u>	
	Up to 100 beds	\$612.28664.32
	Each additional bed	\$1.571.70
	Maximum total <u>base fee</u>	\$1,224.561,328.65
4947.	Hotels, Motels, & Dormitories	\$152.80165.79
	Each building having up to 50 units under the same management in which there are sleeping accommodations, with or without meals. Annual permit required.	
	Each additional unit over 50	\$1.571.70
5048.	Industrial/Manufacturing Occupancies:	
	All buildings or structures primarily used for industrial or manufacturing purposes, including dry cleaning operations. Annual permit required.	
	0 to 1,000 square feet	\$79.1185.83
	1,001 to 5,000 square feet	\$115.96125.82
	5,001 to 10,000 square feet	\$160.39174.02
	10,001 to 50,000 square feet	\$244.92265.74
	50,001 to 200,000 square feet	\$321.86349.22
	Over 200,000 square feet	\$405.29439.74
	Common areas or elements of industrial occupancies, up to two floors:	\$59.6164.68
	Per additional floor	\$29.8032.33
5149.	Malls (Covered) Concourses:	
	Annual permit required. <u>Fee is based on gross area, including anchor stores.</u>	
	Up to 100,000 square feet	\$244.92265.74
	Over 100,000 <u>100,001 to 1,000,000</u> square feet	\$385.79418.58

	<u>Over 1,000,000 square feet</u>	<u>\$659.52</u>
<u>5250.</u>	Piers, Wharves, or Docking Facilities: All structures or facilities used for the launching and berthing of watercraft. Annual permit required. Plus per slip fee over 25.	\$152.80 <u>165.79</u> <u>\$1.571.70</u>
<u>5351.</u>	Mobile Home and Recreational Vehicle Parks: Annual permit required. 1 to 100 sites Over 100 sites additional per site	\$115.96 <u>125.82</u> <u>\$1.571.70</u>
<u>5452.</u>	Nursing Homes: All facilities licensed to operate as nursing homes. Annual permit required. Fee is based on number of beds occupancy is licensed or approved for <u>and may include multiple buildings within the same campus.</u> Up to 100 Beds Each additional bed Maximum total <u>base fee</u>	\$256.84 <u>278.67</u> <u>\$1.571.70</u> \$1,131.36 <u>1,227.53</u>
<u>5553.</u>	Other Residential Board & Care Facilities: All other residential board and care facilities. Annual permit required. 1 to 16 Persons (Small Facilities) Over 16 Persons (Large Facilities) Each additional licensed person over 16 Persons	 <u>\$83.45</u> <u>90.54</u> <u>\$122.45</u> <u>132.86</u> <u>\$1.621.76</u>
<u>5754.</u>	Retail, Wholesale, Mercantile Occupancies (Including Open Air): For display, retail, and wholesale merchandising, <u>other than mall concourses.</u> Annual permit required. 0 to 1,000 square feet 1,001 to 3,000 square feet 3,001 to 5,000 square feet 5,001 to 10,000 square feet 10,001 to 25,000 square feet 25,001 to 50,000 square feet 50,001 to 100,000 square feet Over 100,000 square feet Common areas or elements of mercantile occupancies, up to two floors: Per additional floor:	 <u>\$30.35</u> <u>32.93</u> <u>\$60.69</u> <u>65.85</u> <u>\$96.45</u> <u>104.65</u> <u>\$128.96</u> <u>139.92</u> <u>\$182.06</u> <u>197.54</u> <u>\$256.84</u> <u>278.67</u> <u>\$321.86</u> <u>349.22</u> <u>\$385.79</u> <u>418.58</u> <u>\$59.64</u> <u>64.68</u> <u>\$29.80</u> <u>32.33</u>
<u>5855.</u>	Storage Occupancies: Buildings or structures used primarily for storage and similar purposes. Annual permit required. 0 to 1,000 square feet 1,001 to 5,000 square feet 5,001 to 10,000 square feet 10,001 to 25,000 square feet 25,001 to 50,000 square feet 50,001 to 100,000 square feet 100,001 to 200,000 square feet Over 200,000 square feet	 <u>\$79.44</u> <u>85.83</u> <u>\$115.96</u> <u>125.82</u> <u>\$152.80</u> <u>165.79</u> <u>\$181.07</u> <u>196.46</u> <u>\$244.92</u> <u>265.74</u> <u>\$305.60</u> <u>331.58</u> <u>\$367.37</u> <u>398.60</u> <u>\$428.06</u> <u>464.45</u>

Common areas or elements of storage occupancies, up to two floors: ~~\$59.64~~64.68
 Per additional floor: ~~\$29.80~~32.33

5956. **Vacation Rental Homes:** ~~\$79.11~~85.83

Single, two-family homes and individual units of a multi-family residential building licensed by the Florida Department of Business and Professional Regulation as Public Lodging Establishments. Annual permit required.

57 57. **Entry Features:**
5 Gates, guardhouses, and other entry features into residential communities or complexes. One entry and one exit point. Annual permit required. \$45.00
Per additional entry/exit point. \$11.00

Miscellaneous Fees:

6058. **Refunds:**

A. A portion of fees charged pursuant to Implementing Order 4-123 may be refunded by the Chief Fire Official or his or her designee as follows:

Refunds will be for the permit fee less 50 percent or the minimum plans review fee, whichever is greater provided the following is met:

1. The Department receives a written request from the permit holder prior to the permit expiration date; and
2. No work has commenced under such permit as evidenced by any recorded inspection; and
3. The Chief Fire Official approves the request.

B. Notwithstanding the above:

No refunds shall be made on requests involving:

1. Permit fees for the minimum plans review fee or less; or
2. Permits revoked by the Building Official, permits cancelled by court order, or conditional permits; or
3. Permits under which work has commenced as evidenced by recorded inspection having been made by a fire inspector; or
4. A permit with a change of contractor.

C. Annual Operating Permit fees shall not be refundable. However, the Chief Fire Official or his or her designee is authorized to issue refunds, at his or her discretion, when fees are erroneously charged.

6459. **Appeals:**

Appeals to the Fire Prevention and Safety Appeals Board: ~~\$275.00~~298.38
 Fee to recover the expenditure of resources associated with operation of the Fire Prevention and Safety Appeals Board, including, but not limited to, court reporters and legal transcripts. This fee is refundable, upon request, if the appellant prevails.

Appeal of Uniform Civil Violation Notice to a Hearing Officer: ~~\$92.12~~99.95
 Departmental costs for preparing and presenting a citation appeal. This cost is a non-refundable fee that is charged to cover the additional Department expenses related to additional site visits, employee research and documentation to present an appeal. Fee is charged in case the ~~appellant is found guilty~~citation is upheld.

6260. **Open Burning:**

Movie set shoot per site/per day ~~\$115.96~~125.82

ATTACHMENT I

Bonfire per site/per day \$~~115.96~~125.82

6361.

Public Education Programs:

Fees intended to defray the costs of providing public education programs

Public Education presentation: \$~~408.37~~117.58

Fire Extinguisher training: \$~~408.37~~117.58

Other Fire Safety training: \$~~408.37~~117.58

6462.

Review of Emergency Action Plans:

Fee charged for the annual review of required emergency action plans \$~~37.93~~41.15

6563.

Emergency Vehicle Zone:

Establishment of emergency vehicle zone \$~~233.00~~252.81

Modification of emergency vehicle zone, as requested \$~~39.02~~42.34

Implementing Order



Implementing Order No.: IO 4-111

Title: FEE SCHEDULE FOR REGULATORY AND ECONOMIC RESOURCES
(PLANNING, ZONING, AND PLATTING SERVICES)

Ordered: 9/~~2021~~/~~2023~~

Effective: 10/1/~~2023~~

AUTHORITY:

Ordinance No. 76-60; the Miami-Dade County Home Rule Charter including, among others, Sections 1.01 and 2.02A; Sections, 2-113, 2-114.1, 2-114.2, 2-114.3, 2-114.4, 2-116.1, 8-5, 33-285, 33-303.1, 33E-15, 33G-6, 33H-16, 33I-13, 33J-14, 33K-14, and Chapters 16A, 18A and 28 of the Code of Miami-Dade County.

SUPERSEDES:

This Implementing Order (IO) supersedes IO 4-111, ordered September ~~208~~, ~~2021-2022~~ and effective October 1, ~~2021~~2022.

POLICY:

A schedule of fees covering the cost of providing planning, zoning, and platting services shall be established and no application, permit, certificate or receipt shall be issued until the appropriate fee is paid. Additionally, no special study shall be prepared until a memorandum of agreement has been entered into or payment made.

PROCEDURE:

The responsibility for this Implementing Order is assigned to the Director of the Department of Regulatory and Economic Resources, who shall be responsible for the collection of fees and the delivery of required services pursuant to Chapters 8, 16A, 28 and 33 and Section 2-104 of the Code of Miami-Dade County. Each two years or earlier, if need be, the Director shall review all fees in terms of their cost and recommend necessary changes to the County Mayor.

FEE SCHEDULE:

The fee schedule amended by this Implementing Order has been presented and is considered a part hereof. In accordance with Section 2-3 of the Code of Miami-Dade County, this amended official Fee Schedule is also filed with the Clerk of the Board of County Commissioners. Fees which are charged by the planning, zoning, and platting services shall be the same as those listed in the Official Fee Schedule on file with the Clerk of the County Commission.

This Implementing Order is hereby submitted to the Board of County Commissioners of Miami-Dade County, Florida.

Approved by the County Attorney as
to form and legal sufficiency _____

Planning, Zoning, and Platting Services
Fee Schedule

TABLE OF CONTENTS

I. GENERAL INFORMATION	
A. Concurrency Review.....	1
B. Impact Fees.....	1
C. Preparation of Certified Records for Court Appeal.....	1
D. Copies of Departmental Records, Verification of Documents and Research of Plans (expanded).....	1
E. Fees Based on Estimated Cost-Documentation Requirements.....	1
F. Publications.....	1-2
G. Late Payment Charges of Unpaid Amounts Due to Planning and Zoning.....	2
H. RER Surcharge.....	2
I. Images Online.....	2
J. Conversion of Documents to Images (Scanning).....	2
K. Permit Renewals.....	2
L. Notices for Zoning Applications.....	3
M. Special Projects.....	3
N. Expedite Fees.....	3
II. REQUESTS FOR WRITTEN ADVISORIES OF COMPREHENSIVE DEVELOPMENT MASTER PLAN (CDMP) CONSISTENCY (OTHER THAN FOR DEVELOPMENT/SERVICES CONCURRENCY DETERMINATION)	
A. Interpretation/Explanation of CDMP Provisions, Including Adopted Land User Plan (LUP) Map and Interpretation of LUP Map Text Consistency Determinations Relative to a Specific Location.....	3
B. Interpretation/Explanation of Adopted Components Goals, Objective, and Other Text Not Related to a Specific Location.....	3
III. APPLICATION TO AMEND THE CDMP	
A. Land Use Element.....	4-5
B. Traffic Circulation Sub-Element.....	5
C. Mass Transit Sub-Element.....	5
D. Port, Aviation, and Port of Miami Sub-Element.....	5
E. Capital Improvements Elements (CIE).....	5
F. All Elements (including A-E above).....	5-6
G. <u>Re-Advertisement and Re-Notification for Deferred Applications.....</u>	<u>6</u>
IV. PREPARATION OF SPECIAL PROJECTS, STUDIES, REPORTS, OR PROVISION OF DATA	
A. Graphics Services.....	6
B. Non-Graphics Services.....	7
C. Computer Reports or Data.....	7
V. CERTIFICATES OF USE (C.U.) AND TEMPORARY CERTIFICATE OF USE (T.C.U.)	
A. Residential.....	7
B. Business, Wholesale, and Retail.....	7-8
C. Industrial.....	8
D. Unusual Uses, Special Permits, Business and Industrial Use Variances.....	8
E. Agricultural.....	8
F. Trailer Use Certificates.....	8-9
G. Maximum Fee.....	9
H. Change of Use, Business Ownership, or Name.....	9
I. Refunds.....	9
J. Occupancy without a CU.....	9
K. Failure to Renew CU, Temporary Certificate of Use (TCU), or Temporary CU.....	9
L. CU and TCU, Inspection Fee.....	9
M. CU Re-Inspection Fee.....	9
N. Alcohol Fees and Renewal Fees.....	9-10
O. Certification of Residence.....	10
VI. ZONING APPLICATION FEES	
A. Public Hearing Administrative Modifications and Reformatons.....	10-11
B. Non-Use Variance Administrative Site Development Option (ASDO) Public Hearings (Residential/One Lot).....	11
C. Unusual Use-Mobile Home as a Watchman's Quarters.....	12
D. Public Hearings for Private Schools, Houses of Worship, etc.....	12

**Planning, Zoning, and Platting Services
Fee Schedule**

E. Unusual Use-Lake Excavation.....	12
F. Non-Use Variance Signs.....	12
G. Revisions to Public Hearings Plans.....	12
H. Revisions of Legal Description.....	12
I. Appeals of CZAB Decisions.....	12
J. Entrance Feature Application Fees.....	12
K. Appeals of Entrance Feature Decisions.....	13
L. Administrative Adjustment Application Fees.....	13
M. Appeals of Administrative Adjustment Decisions.....	13
N. Appeals of Administrative Decisions of Director and Amendments to Zoning Regulations.....	13
O. Appeals of Administrative Decisions of the Executive Council.....	13
P. Severable Use Rights.....	13
Q. Administrative Site Plan Review Fee (Residential).....	14
R. Administrative Site Plan Review Fee (Commercial).....	14
S. Administrative Lake Plan Review Fee.....	14
T. Class I Permits.....	14
U. Class IV Permits.....	14
V. Other Processing and Research Fees.....	15
W. Governmental Facilities.....	15
X. Shoreline Applications.....	15-16
Y. Substantial Compliance Determination.....	16
Z. Zoning Kit and Subscriptions.....	16
AA. Zoning Logbook and Agenda Subscriptions.....	16
BB. Hearing Tapes.....	16
CC. Re-Advertisement and Re-Notification for Deferred or Remanded Hearing Applications.....	16
VII. DEVELOPMENTAL IMPACT COMMITTEE LARGE SCALE APPLICATIONS.....	16-17
VIII. VESTED RIGHTS/TAKINGS FEES	
A. Section 2-114.1 – Miami-Dade County Code – Vested Rights/Taking-Base Fee.....	18
B. Vested Rights/Takings – Size of Application.....	18
IX. EXTENSION OF CAPACITY RESERVATION.....	18
X. APPEALS OF PLAT COMMITTEE DECISIONS.....	18
XI. APPEALS OF IMPACT FEE ASSESSMENTS.....	18
XII. ADJUSTMENT OF LANDSCAPING REQUIREMENTS APPLICATION FEES.....	18
XIII. LAKES AND LANDFILLS.....	18
XIV. ZONING PLANS PROCESSING FEES	
A. Initial Landscape Fee.....	19
B. Re-Work Fees.....	19
C. Revised Landscaping Plans Fee.....	19
XV. ZONING REVIEW FEE ASSOCIATION WITH BUILDING PROCESS	
A. Revised Plans Fee.....	19
B. Up-Front Processing Fee.....	19
C. Minimum Fee for Building Permit.....	19
D. Refunds.....	19-20
E. New Building or Additions.....	20-21
F. New Construction Other Than as Specified Herein.....	21
G. Alterations and Repairs to Building and Other Structures (Except Group 1).....	21
H. Moving Buildings for Other Structures.....	21
I. Slabs.....	21
J. Fences and/or Walls.....	21
K. Swimming Pools, Spas, and Hot Tubs.....	21
L. Temporary Platforms and Temporary Bleachers to be Used for Public Assembly.....	22
M. Screen Enclosures, Canopies, and Awnings.....	22
N. Sign Permit Fees.....	22

**Planning, Zoning, and Platting Services
Fee Schedule**

O. Tie Down.....	22
P. Satellite Dish.....	22
Q. Ornamental Iron.....	22
R. Signs & Architectural Features (Indoor Neons).....	22
XVI. ZONING INSPECTION FEES	
A. Inspection Fee.....	23
B. Inspections Requiring Overtime.....	23
XVII. CHAPTER 163 DEVELOPMENT AGREEMENTS	23
XVIII. FEE FOR MONITORING DEVELOPMENT OF REGIONAL IMPACT AND OTHER MAJOR PROJECTS	23
XIX. HISTORIC PRESERVATION FEES	
A. Certificate of Appropriateness (COA).....	23
B. Certificate to Dig (CTD) Approval Letter	23-24
C. Ad Valorem Tax Abatement Application	23-24
D. Deferment or Continuance of Hearing After the Legal Ad has been Placed	24
E. Appeal to County Commission.....	24
F. Code Violation.....	24
XX. PLATTING FEES	
A. Tentative Plat.....	24-25
B. Waiver of Plat	24-25
C. Waiver of Subdivision Code Requirements.....	25
D. Paving and Drainage	25-26
E. Final Plat.....	25-26
F. Platting and Traffic Section Zoning Application Review Fee.....	26
G. Decorative Wall and Entrance Feature Review	276
H. Bonding.....	276
I. Research	276
XXI. PUBLIC WORKS FEES	
A. Public Works Construction	26-27- 28
B. Private Property	27-28
C. Other Fees	28-29

**Planning, Zoning, and Platting Services
Fee Schedule**

The following schedule details the charges and fees associated with planning and zoning services:

I. GENERAL INFORMATION

A. CONCURRENCY REVIEW

Concurrency Information Letters: Fees for Concurrency Information Letters shall be as follows to cover the cost of preparing informational letters.

Minor Letter: \$100.00

These require routine to moderate research and analysis, standard preparation and processing time.

Major Letter: \$200.00

These require extraordinary research and analysis, and/or special preparation and handling.

B. IMPACT FEES

Impact Fees are assessed on certain building permits, including re-application on expired permits (contact the Impact Fee Section for details on these fees.)

C. PREPARATION OF CERTIFIED RECORDS FOR COURT APPEALS

For the purpose of court appeals, wherein the Director is requested to make available the records upon which the decision of the Board of County Commissioners or Community Zoning Appeals Board or other administrative board is based, there shall be paid for the preparation of a certified copy of the records, a fee of \$403.64, to be paid at the time of request.

D. COPIES OF DEPARTMENTAL RECORDS, VERIFICATION OF DOCUMENTS AND RESEARCH OF PLANS (EXPANDED)

	<u>Fee</u>
Plan reproduction from microfilm or document larger than 14 inches by 8 ½ inches per sheet	\$7.34
Reproduced records – per page (also refer to pg. 13, other Processing Fees)	.20
Double sided copy – per page	.26
Certified copies in addition to photocopy – per page	1.29
Official cop of CU record	12.88
Verification of legal description on documents prepared for recordation	12.88
Digital Maps, scanned images	36.70
Minimum	9.18
Special Map requests	77.25
Notary public service – per document	1.29
Minimum	.32
Research and ordering plans	7.34

E. FEES BASED ON ESTIMATED COST – DOCUMENTATION REQUIREMENTS

The Department may require the permit applicant to submit appropriate documentation as proof of estimated cost of construction used to compute permit fees.

F. PUBLICATIONS

The Department gathers and analyzes data about land use and population patterns within Miami-Dade County. These publications are available as priced, plus postage and handling if mailed in the United States. The Department also publishes other documents related to the maintenance and update of the CDMP, including the continuing amendment cycles, and other specialized reports and documents.

Research Planning:

Planning Research Reports (digital, copy/page amount for hard copies)	Fee
\$80.00 Subscription per year	\$8.00 per report

**Planning, Zoning, and Platting Services
Fee Schedule**

Land Use Map of Miami-Dade County	65.00
Zoning Map of Miami-Dade County	65.00
25" x 36" Maps (from Map Library)	27.00
Special Request Zoning Section Map	87.00
Information Maps (25" x 36" or larger)	60.00
Special Request/Study – hourly rate + fringe, minimum \$50.00	
Special request for a map (plot) – cost by size + hourly rate + fringe	

G. LATE PAYMENT CHARGES ON UNPAID AMOUNTS DUE TO PLANNING AND ZONING

Billings covered by contracts, agreements, or other formal arrangements for services rendered by the department are due within 45 days from the date of the invoice. Full payment of the account balance must be received by the past due date set forth on the invoice. A monthly late payment charge will be assessed on any outstanding balance at the rate of 10% thereafter, until payment is received in full.

H. RER SURCHARGE

An RER surcharge of seven and one half (7.5%) percent on all CDMP fees, Zoning fees, and Platting fees listed in this Fee Schedule to fund the operation of divisions of RER that provide supporting functions for the paid activity except for Historical Preservation fees listed in Section XIX and Bonding fees listed in Section XX.

I. IMAGES – ON LINE

The department provides imaged records on line relating to land use files and are available using the established fees.

	<u>Fee</u>
Smaller Zoning Applications Process	\$25.75
Larger Zoning Applications Process	77.25

J. Conversion of Documents to Images (scanning) – Charge per Page

	<u>Fee</u>
Letter Size	\$0.26
Legal Size	0.30
E-Size	1.02

K. PERMIT RENEWALS

All permits for renewals shall be assessed a fee of 50% of the original permit fee (except where the minimum permit fee was assessed) if permit is renewed within 6 months of its expiration. If the permit is renewed more than 6 months after its expiration, then 100% of the original fee shall be assessed. In no event shall the fee be less than the minimum fee listed for that permit.

**Planning, Zoning, and Platting Services
Fee Schedule**

L. NOTICES FOR ZONING APPLICATIONS

For public hearing and other notices that are mailed out by RER, a fee of \$0.73 cents per notice shall be assessed. These fees shall be assessed for each occasion on which notices are mailed.

M. SPECIAL PROJECTS

The Director, or designee, has the authority to invoice for project costs associated with special projects or services not contemplated in the current fee structure. The invoice shall consist of estimated labor costs, including any and all estimated fringe benefit costs, and any estimated indirect labor costs, as determined by the Department's Finance Section on a yearly basis. The invoice shall also include any expenses incurred by the Department on behalf of the special project or an applicant that are not related to the aforementioned labor and indirect labor costs, such as, but not limited to, legal or publication notices or the acquisition of materials. At the end of the project, based on the reconciliation of actual costs to estimated costs, a refund will be issued when estimated costs are greater than actual costs or an invoice will be issued when estimated costs are less than actual costs.

N. EXPEDITE FEES

Requests for expedited services and the associated fee noted in any of the sections of this implementing order are subject to the availability of requisite plan review staff.

II. REQUESTS FOR WRITTEN ADVISORIES OF COMPREHENSIVE DEVELOPMENT MASTER PLAN (CDMP) CONSISTENCY (OTHER THAN FOR DEVELOPMENT/SERVICES CONCURRENCY DETERMINATION)

For special written advisory letters/memoranda regarding the relationship of a particular parcel or the consistency of a proposed development action to the provisions of the Comprehensive Development Master Plan (CDMP) that are requested pursuant to Section 2-113 of the Code of Miami-Dade County and apart from regular development order approval processes, the requesting party shall pay the following charges:

A. INTERPRETATION/EXPLANATION OF CDMP PROVISIONS, INCLUDING ADOPTED LAND USE PLAN (LUP) MAP AND INTERPRETATION OF LUP MAP TEXT CONSISTENCY DETERMINATIONS RELATIVE TO A SPECIFIC LOCATION

Size of Parcel of Proposed Development (gross acres)	<u>Basic Fee</u>	<u>Expedite Fee</u>
Under 1.0 acre	\$440	\$880
1.0 acres – 5.0 acres	880	1,760
5.1 acres – 20.0 acres	1,320	2,640
20.1 acres and over	1,760	3,520

Requests involving research of multiple parcels in a large-scale development shall be charged in accordance with item IV B, herein.

B. INTERPRETATION/EXPLANATION OF ADOPTED COMPONENTS GOALS, OBJECTIVES AND OTHER TEXT NOT RELATED TO A SPECIFIC LOCATION

	<u>Basic Fee</u>	<u>Expedite Fee</u>
Each issue/question not related to Level of Service (LOS) Standards	\$440	\$880
Each issue/question related to LOS Standards	440	880

The Director or their designee, may condition such advisories on the information made available by the

**Planning, Zoning, and Platting Services
Fee Schedule**

requesting party or defer to more complete development order review procedures. The conditional nature of all special advisories shall be addressed in the document.

III. APPLICATIONS TO AMEND THE CDMP

For CDMP applications that have been inactive for a period exceeding two years, the applicant shall pay an additional fee in an amount equivalent to 50 percent of the original to cover the costs of additional review and analysis. For CDMP applications to be processed under the expedited review processes provided in the County Code, there shall be a multiplier of 2.5 for any of the fees provided herein.

A. Land Use Element

1. LUP Map (except for Roadway and Transit changes which are covered in B), Agricultural Subarea 1 Map, Open Land Subareas Map, and Environmental Protection Subareas Map, which applications are requested for processing during regular semi-annual CDMP amendment cycles:

	<u>Basic Fee</u>	<u>Expedite Fee</u>
a) Regional Urban Center	\$109,440	\$273,600
b) Metropolitan Urban Center	85,500	213,875
c) Community Urban Center	54,720	136,800
d) Other		
Size of Area (gross acres) Subject to Application		
Up to 5.0	11,400	28,500
5.1 – 10.0	21,660	54,150
10.1 – 20.0	42,750	106,875
20.1 – 40.0	64,410	161,025
40.1 – 80.0	85,500	213,750
80.1 – 160.0	102,600	256,500
160.1 – 320.0	119,700	299,250
320.1 – 480.0	136,800	342,000
480.1 – 640.0	153,900	384,750
640.1 – 800.0	171,000	427,500
800.1 – 960.0	188,100	470,250
960.1 – 1120.0	205,200	513,000
1120.1 – 1280.0	222,300	550,750
1280.1 and above	171/acre	427.5/acre

- e) The fee for any application requesting amendment to the LUP Map which includes a request to expand the Urban Development Boundary (UDB) or to redesignate to an urban land use outside the UDB shall be increased by 1) twenty-five (25%) percent of the amount indicated above in III.A.1.(d) for all applications up to eighty (80) acres in size, or 2) fifteen (15%) percent of the amount indicated above in III.A.1.(d) for applications larger than eighty (80) acres.
- f) Application requesting amendment to the LUP Map to increase the currently planned residential density on land inside the UDB shall receive a reduction of the fee amount of 1) twenty-five (25%) percent of the amount indicated above in III.A.1.(d) for each application up to eighty (80) acres in size, or 2) fifteen (15%) percent of the amount indicated in III.A.1.(d) if the application area is larger than eighty (80) acres.
- g) Applications requesting amendments to an Urban Expansion Area (UEA) boundary without amendment to the underlying future land use shall be charged 30 percent of the rate established in paragraph III.A.1.(d), above, but not less than \$10,000.

**Planning, Zoning, and Platting Services
Fee Schedule**

h) Applications requesting amendment to the LUP Map for processing concurrently with an application to approve or amend a Development of Regional Impact (DRI) development order pursuant to Sec. 2-116.1(5)(a), Code of Miami-Dade County, Florida, shall be charged \$91,200 if 640 acres or smaller, or if a request for Urban Center; if 640.1 acres or larger, such applications shall be charged 65 percent of the fee amount for the applicable parcel size listed in foregoing paragraph III.A.1.(a) through (g).

	<u>Basic Fee</u>	<u>Expedite Fee</u>
2. Revision of the LUP Map Text Each issue-proposal (per paragraph)	\$17,100	\$42,750
3. Environmental/Historical or other Map Each issue/item including associated text	17,100	42,750
4. Covenant revisions and other changes amending land uses relating to specific land parcels	Two-thirds rate of III(A)(1)(d) above	
B. Traffic Circulation Sub-Element		
	<u>Basic Fee</u>	<u>Expedite Fee</u>
1. Planning Future Roadway Network Map Per road lane-mile	\$17,100	\$42,750
2. Roadway Functional Classification Map Per road-mile (existing or future)	17,100	42,750
3. Limited Access Facilities Map per road-mile or interchange	17,100	42,750
4. Other Map Per Mile	11,400	28,500
C. Mass Transit Sub-Element		
	<u>Basic Fee</u>	<u>Expedite Fee</u>
1. Future Mass Transit System Maps per linear mile of service area, corridor, or alignment	\$17,100	\$42,750
2. Major Traffic Generators and Attractor – Each major traffic generator	17,100	42,750
D. Port, Aviation, and Port of Miami Sub-Elements		
	<u>Basic Fee</u>	<u>Expedite Fee</u>
1. Major Aviation Facilities – Future Improvements Map Each Facility	\$17,100	\$42,750
2. Aviation Facility Improvements – Each Improvement project line item	17,100	42,750
3. Port of Miami River – Future Land Use Map	(Same as LUP Map III.A.1)	
4. Port of Miami 5 year or 10 year Plan map	17,100	42,750
E. Traffic Circulation Sub-Element		
	<u>Basic Fee</u>	<u>Expedite Fee</u>
1. Each proposed project line item	\$17,100	\$42,750
2. Urban Infill or Concurrency Exception Area Maps	51,300	128,250
F. All Elements (including A-E above)		
	<u>Basic Fee</u>	<u>Expedite Fee</u>

**Planning, Zoning, and Platting Services
Fee Schedule**

1. Each Level of Service (LOS) Standard or DRI Threshold (F.S. 380) – addressing goal, objective, policy, or map	\$51,300	\$128,250
2. Each Non LOS Standard – addressing goal, objective or policy	17,100	42,750
3. Each monitoring measures item	10,260	25,650
4. Each other text change proposal item (up to 5 sentences)	17,100	42,750
5. Each other map change proposal or item	17,100	42,750
6. One or more non-LUP Map amendment proposals requested for processing concurrently with an application to approve or amend a DRI development order pursuant to Sec. 2-116.1(5)(a), Code of Miami-Dade County, Florida. This fee shall be charged only when a LUP Map Amendment is not requested, and a fee is not charged, pursuant to par. III.A.1, above.	34,200	85,500

All above fees include any corresponding changes to other Plan Elements, or components thereof, required for internal consistency

In the event that the applicant withdraws the application for amendment prior to the deadline established in Section 2-116.1(8), Code of Miami-Dade County, amendment fees paid shall be refunded.

In the event that the Board of County Commissioners fails to approve transmittal of a non-small scale amendment application to the State Land Planning Agency per Sec. 2.116.1(3)(g) of the Code of Miami-Dade County, or the applicant withdraws the application or any portion thereof after the full refund deadline referenced above, but prior to transmittal action by the Board of County Commissioners, 1) twenty-five (25%) percent of the department's CDMP amendment fees paid shall be refunded.

The applicant shall not be authorized, subsequent to the "transmittal" hearing held by the Board of County Commissioners, to receive any refund of application fees.

County proprietary departments shall pay required fees at the time of application except that (a) during a regular annual update to the CIE, a single fee of \$11,400 shall be charged to the department for one or more changes to a Schedule of Improvements table; (b) fees shall not be charged to such departments for a major Element update to implement an Evaluation and Appraisal Report (EAR); and (c) the fee for a major update or revision to a Plan Element required by a proprietary department at a time other than during an EAR-based CDMP amendment cycle shall be \$57,000 paid at the time of application filing, with any costs incurred by the Department in excess of the initial filing fee to be paid by the applicable department.

If an application is transferred to the next CDMP amendment cycle following publication of the Department's initial recommendations on the application, the applicant shall be required to furnish an additional fee to process the application in the new cycle. Such fee shall be in an amount equal to twenty-five percent (25%) of the original application fee, in addition to the cost of any public notices incurred by the Department for the application in the cycle from which the application is transferred. Such payment shall be provided prior to the end of the filing period of the cycle to which the application has been transferred. If payment is not received, the application shall be deemed withdrawn.

G. Re-Advertisement and Re-Notification for Deferred Applications

For scheduled and advertised public hearings where an application is deferred, the applicant shall be required to pay an additional fee based on actual costs for re-advertisement and re-notification plus the standard RER administrative surcharge of 7.5 percent.

**Planning, Zoning, and Platting Services
Fee Schedule**

IV. PREPARATION OF SPECIAL PROJECTS, STUDIES, REPORTS, OR PROVISION OF DATA

For special studies, reports or file research requested by non-Miami-Dade County entities that are not prepared as part of the Department’s regular work program of the requesting entity shall pay the following charges:

A. Graphics Services

1. Actual salary costs of personnel involved in providing services in effect at time of activity, and
2. Graphics materials used at estimated cost (unless supplied by entity requesting services); and
3. Department overhead operating costs equal to 1.0 times personnel's salary costs identified in 1, above.

B. Non-Graphics Services

1. Actual salary of personnel providing services in effect at time of activity, and
2. Department personnel support and overhead operating costs equal to 1.0 times personnel's salary costs identified in IV.B.1., above.

The Director or his or her designee, is authorized to administer these professional service charges through letters of agreement with non-County entities requesting such services.

C. Computer Reports or Data

Online subscription of Municipal Zoning records shall be charged a fee of \$1,000.00.

V. CERTIFICATE OF USE (C.U.) AND TEMPORARY CERTIFICATE OF USE (T.C.U.)

The following original fees shall be paid for all uses. The indicated renewal fee applies to those uses, which are required to be renewed annually by Code or by Resolution. All non-renewable uses are issued permanent use certificates which shall remain valid for an unlimited time, unless revoked for cause, or abandoned, provided there is no change of use, ownership, or name, or that there is no enlargement, alteration or addition in the use or structure. The total C.U. or T.C.U. fee shall be assessed and collected at the time of filing an application. The C.U. or T.C.U. are non-refundable.

A. RESIDENTIAL

	<u>Fee</u>	<u>Renewal Fee</u>
Apartments, hotels, motor hotels and all multiple family uses per building. <u>Projects developed pursuant to the State’s “Live Local Act” shall require a renewal fee.</u>		
4 – 50 units	\$85.13	<u>\$85.13</u>
51 – 100 units	101.28	<u>101.28</u>
101 – 200 units	115.96	<u>115.96</u>
201 or more units	132.10	<u>132.10</u>
Private school, charter schools, day nurse, Convalescent and nursing home, hospital, Assisted Congregate Living Facilities (ACLF) and developmentally disabled home care	139.44	73.39

**Planning, Zoning, and Platting Services
Fee Schedule**

Home office	36.70	22.02
Vacation Rental (not inclusive of applicable inspection fees)	36.70	36.70
Residential sale display of vehicle/watercraft	36.70	
Placement of temporary mini-storage unit	36.70	

B. BUSINESS, WHOLESALE AND RETAIL

All uses, except the following:	<u>Fee</u>	<u>Renewal Fee</u>
Per sq. ft. of business area	0.04	
Minimum	139.44	80.73
Automobile, recreational vehicle, boat, truck, etc., rental or sales from open lot or combination open lot and building	139.44	
Change of owner of restaurant liquor/beer/wine in conjunction with restaurants, grocery stores, etc.	139.44	80.73

C. INDUSTRIAL

All uses, except the following:	<u>Fee</u>	<u>Renewal Fee</u>
Per sq. ft. of business area	0.04	
Minimum	139.44	80.73
Automobile, used parts yard, commercial incinerators, junkyards, slaughterhouses, bulk storage of petroleum products, trailer parks, tourist camps, utility plants of 30,000 sq. ft. or less	647.28	234.84
Automobile used parts yard, commercial incinerators, junkyards, slaughterhouses, bulk storage of petroleum products, trailers parks, tourist camps, utility plants over 30,000 sq. ft.	924.68	342.12

D. UNUSUAL USES, SPECIAL PERMITS, INDUSTRIAL

All uses, except the following:	324.38	246.58
Churches	139.44	73.39
Airports, racetracks, stadiums	647.28	234.84
Cabaret, nightclub, liquor package store	428.58	388.96
Rock quarries, lake excavation and/or filling thereof Minimum	509.31	246.58
Circus or carnival (per week) and special events	271.54	271.54
Open lot uses	193.74	154.12
Lot clearing, sub-soil preparation	161.45	146.78

**Planning, Zoning, and Platting Services
Fee Schedule**

E. AGRICULTURAL

	<u>Fee</u>	<u>Renewal Fee</u>
All uses, except as otherwise listed herein	193.74	183.47

F. TRAILER USE CERTIFICATES

Covers administrative and initial field inspection cost for all types of construction site field offices. Fee also covers cost of site plan review.

	<u>Fee</u>	<u>Renewal Fee</u>
1) Mobile homes approved for temporary use during construction of a residence (Section 33-168, Code of Miami-Dade County)	264.20	264.20
2) Mobile homes or modular units approved for commercial purposes or development projects, including watchman's quarters and temporary sales offices	540.13	513.71
3) Construction field offices	183.47	183.47
4) Cash escrow processing fee	146.78	
5) Mobile home tag discount	36.70	
6) Cash escrow processing (balloons)	73.39	
7) Cash escrow (demo)	293.55	

G. MAXIMUM FEE

	<u>Fee</u>
The maximum fee for a CU provided no violation exists at the time of the CU.	\$924.68

H. CHANGE OF USE, BUSINESS OWNERSHIP, OR NAME

When there is a change of use, business ownership, or name, the fee shall be the original fee listed for the use proposed.

I. REFUNDS

No refunds shall be made of fees paid for use permits. In case of error, adjustments may be made by the Director.

J. OCCUPANCY WITHOUT A CU

Certificate of use violation fee	<u>Fee</u> \$231.90 Plus a double CU fee
----------------------------------	--

K. FAILURE TO RENEW CU(s) or Temporary Certificate of Use TCU(s) not renewed on or before the renewal or expiration date will be assessed a \$220.16 violation fee plus a double CU or TCU TCC fee.

L. CU AND TCU, INSPECTION FEE

**Planning, Zoning, and Platting Services
Fee Schedule**

When an inspection is necessary regarding the issuance of a CU or TCU, an inspection fee of \$86.97 shall be charged for each inspector who is required to make a field inspection. This fee will be required regardless of the length of time the TCU is needed.

M. CU AND TCU RE-INSPECTION FEE

When extra inspection trips are necessary, a fee of \$86.97 for each inspector who must return shall be charged.

N. ALCOHOL FEES AND RENEWAL FEES

	<u>Fee</u>
Bar/Lounge	\$80.73
Liquor Package Store, Cabaret night club (Refer to C011)	388.96
Restaurant with Liquor and/or Beer and Wine	80.73
Other Alcoholic Beverage uses not listed	80.73
Outdoor Patio	234.84
Private Club: Liquor and/or Beer and Wine	234.84
Restaurant and Lounge/Bar	161.45

O. CERTIFICATION OF RESIDENCE

Ordinance No. 08-133 applies to all residential properties in unincorporated Miami-Dade County acquired through a Certificate of Title (Foreclosures and Judgments). The Ordinance requires the title holders of foreclosed properties obtain a Certificate of Use (CU) prior to offering the property for sale, transfer or alienation.

	<u>Fee</u>
Single family homes, condominiums, townhouses, and duplexes	\$309.00
Upfront fee assessed at the time of filing an application	257.50
The fee is non-refundable, but shall be credited toward the final resubmittal	51.50

VI. ZONING APPLICATION FEES

All application fees shall be paid in total, at the time of filing of the application, and no total fee shall be credited or refunded except when adjustment is warranted or deemed necessary due to departmental error. A refund of fifty percent (50%) of an original application fee may be refunded upon the withdrawal of an application when the written request for withdrawal is received within 60 days of the date of application. In no event, however, shall an appellant of a Community Zoning Appeals Board decision be entitled to a refund of the appeal fee.

	<u>Fee</u>
Extension fee for expiring applications (request submitted prior to expiration)	\$150.00
Pre-Application fee (Urban Centers and Development Impact Committee projects)	500.00
Pre-Application fee (all other projects)	250.00

**Planning, Zoning, and Platting Services
Fee Schedule**

In addition to the zoning fees set forth below, the costs of mailing any required notices shall be assessed as provided in Section I.L. of this Implementing Order.

A. PUBLIC HEARING, ADMINISTRATIVE MODIFICATIONS AND REFORMATIONS FEES:

Except as otherwise provided in B. through F. below, for every application for a zoning change, or other zoning application, where a public hearing is required to be held and for every application where notices and advertisement are required, there shall be paid for the processing of each and every application, a minimum fee of 1,100.81 (expedite: 1,651.22) or 2,201.63 (expedite: 3,302.45) if the application is the result of a violation, provided; however, that for every zoning application processed concurrently with an expedited CDMP amendment, the minimum fee shall be 2,000.81 or 3,101.63 if the application is the result of a violation. The exact amount of each and every public hearing application fee is established by the addition of the following fees:

	<u>Fee</u>
Zone Change to AU/GU/RU1/RU2/RUIZ/EU/RU-IM (a)/RU-IM (b)	\$1,467.75
Zone Change to RUTH/MULTI-FAM/PAD	2,201.63
Zone Change to RU-5/RU-5A/OPD	2,935.50
Zone Change to BU/Urban Center District/CD	4,403.25
Zone Change to IU	3,669.38
Use Variance-AU/GU/RU-1/RU-2/RUIZ/EU	2,201.63
Use Variance-RUTH/MULTI-FAM/PAD	3,669.38
Use Variance-RU-5/RU5A-OPD	5,137.13
Use Variance-BU	5,137.13
Use Variance-IU	4,403.25
Non-Use Variance or Administrative Site Development Option (Residential)	733.38
Non-Use Variance or Administrative Site Development Option (Commercial, Industrial, Office)	1,467.75
Special Exception	2,935.50
Modify/Delete	1,467.75
Unusual Use	2,935.50
Scheduling meeting not previously on the annual calendar for zoning application processes in connection with an expedited CDMP amendment	700.00
1) Residential:	
Site Plan Review (expedite)	1,467.75 2,201.63
Size of property: per 10 acres or portion thereof	733.88
Number of Units: per 15 units or portion thereof	366.94
2) Commercial and Mixed Use	
Site Plan Review	2,201.63

**Planning, Zoning, and Platting Services
Fee Schedule**

(expedite)	3,302.45
Size of property: per 10 acres or portion thereof	880.65
Size of Building (non-residential): per 5,000 sq. ft. or portion thereof	293.55
Number of Residential Units (if applicable) per 15 units or portion thereof	366.94

B. NON-USE VARIANCE or ADMINISTRATIVE SITE DEVELOPMENT OPTION (ASDO) PUBLIC HEARINGS (RESIDENTIAL/ONE LOT)

For every application for a non-use variance or ASDO for the new construction of, or addition to, a single family residence (one lot maximum) or duplex (one lot maximum), there shall be paid a fee of \$1,614.53 (expedite: 2,421.80) or \$1,908.08 (expedite: 2,862.12) if the application is the result of a violation.

C. UNUSUAL USE – MOBILE HOME AS A WATCHMAN’S QUARTERS

For every application for an unusual use for a trailer as a watchman’s quarters, there shall be paid a fee of \$1,614.53 (\$1,908.08 if the application is the result of a violation).

D. PUBLIC HEARINGS FOR PRIVATE SCHOOLS, HOUSES OF WORSHIP, ACLF, NURSING HOMES, AND CONVALESCENT HOMES

For every public hearing application for the above uses, there shall be paid a fee of \$2,935.50 (\$3,669.38 if the application is a result of a violation).

E. UNUSUAL USE – LAKE EXCAVATION

For every application for an unusual use for a lake excavation, there shall be paid a minimum of \$733.88 (\$1,078.80 if the application is the result of a violation). The exact amount of each and every lake excavation public hearing fee is established by the addition of the following fees:

	<u>Fee</u>
Site Plan Review	\$1,100.81
10 acres or portion thereof of water surface area	308.23

F. NON-USE VARIANCE SIGNS

For every application for a non-use variance for the installation of a sign(s), there shall be paid a fee of \$2,201.63 (\$2,935.50 if the application is the result of a violation).

G. REVISIONS TO PUBLIC HEARING PLANS, ADMINISTRATIVE MODIFICATION, AND REFORMATIONS

Submittal of the first revised plan will be processed at no additional cost to the applicant. Subsequent revisions will be processed at an additional charge of \$880.65 (or \$1,174.20 if submitted 30 days or less prior to hearing) per revised plan and shall be paid in total at the time of submittal.

H. REVISIONS OF LEGAL DESCRIPTION

	<u>Fee</u>
Rework of a legal description as a result of revisions, corrections, inconsistencies and/or missing items.	\$60.00

**Planning, Zoning, and Platting Services
Fee Schedule**

I. APPEALS OF COMMUNITY ZONING APPEALS BOARD DECISIONS

For every application for an appeal of a decision of the Community Zoning Appeals Board to the Board of County Commissioners, there shall be paid for the processing of each and every application, a fee of \$1,100.81, to be paid at the time of application. Site plan modifications, where permitted, to appeal requests will be processed at an additional cost of \$880.65 (or \$1,174.20 if submitted 30 days or less prior to hearing) per revised plan.

J. ENTRANCE FEATURE APPLICATION FEES

For every administrative application for an entrance feature, there shall be paid for the processing of each and every application, a fee of \$733.88 (or \$1,467.75 if the application is the result of a violation). All such fees shall be paid, in total, at the time of the filing of the application, and no fee shall be credited or refunded. First plan revision will be processed at no charge; subsequent revisions will be processed at \$321.88 each.

K. APPEALS OF ENTRANCE FEATURE DECISIONS

For every application for an appeal of an entrance feature decision by the Miami-Dade County Plat Committee to the Community Zoning Appeals Board by an aggrieved property owner in the area, there shall be paid for processing of each and every application, a fee of \$513.71, to be paid at the time of application. Pursuant to the provisions of Section 33-311(2), an appeal by an aggrieved applicant shall be by the filing of a de novo application for public hearing before the Community Zoning Appeals Board, with the fee to be paid subject to the public hearing application fee provisions herein.

L. ADMINISTRATIVE ADJUSTMENT APPLICATION FEES

Administrative Adjustment fee	<u>Fee</u> \$770.00
For any application where a notice of violation has been issued, an additional fee of \$293.55 shall be assessed.	
Administrative Adjustment Advertisement Fee (publication of general distribution)	54.00
Administrative Adjustment Rework Fee for Each Resubmission (first resubmission at no charge)	250.00

M. APPEALS OF ADMINISTRATIVE ADJUSTMENT DECISIONS

For every application for an appeal of an administrative adjustment decision to the Community Zoning Appeals Board by any aggrieved property owner in the area, there shall be paid for the processing of each and every application, a fee of \$836.35, to be paid at the time of application. Pursuant to the provisions of Section 33-311(2), an appeal by an aggrieved applicant shall be by the filing of a de novo application for a public hearing before the Community Zoning Appeals Board, with the fee to be paid subject to the public hearing application fee provisions herein.

N. APPEALS OF ADMINISTRATIVE DECISIONS OF DIRECTOR AND AMENDMENTS TO ZONING REGULATIONS

For every application, except for appeals of the issuance of a rock mining certificate of use pursuant to Article XI, Chapter 33, of the Miami-Dade County Code, for an appeal of Director's Administrative Decision relative to matters by any aggrieved property owner in the area concerned, or by any aggrieved applicant, or for any application for zoning hearing to the zoning regulations, there shall be paid for the processing of each and every application, a fee of \$1,100.81, to be paid at the time of application. For any appeal of a decision of the

**Planning, Zoning, and Platting Services
Fee Schedule**

Director in connection with the issuance of a rock mining certificate of use pursuant to the Rock mining Overlay Zoning Area in Chapter 33, of the Code of Miami-Dade County (ROZA overlay), the fees associated with such appeal shall be waived.

O. APPEALS OF ADMINISTRATIVE DECISIONS OF THE EXECUTIVE COUNCIL

For every application for an appeal of the Miami-Dade County Executive Council’s (Development Impact Fee Committee) Administrative Decision by any aggrieved property owner in the area concerned, or by any aggrieved applicant, the appellant shall pay for the processing of each and every application, a fee of \$513.71, to be paid at the time of application.

P. SEVERABLE USE RIGHTS

	<u>Fee</u>
Application fee for use of severable use rights as provided by ordinance	
(1) Basic application fee per bonus development “receiver” site	\$733.88

Q. ADMINISTRATIVE SITE PLAN REVIEW FEE (RESIDENTIAL)

For every application for an administrative review of site plans for residential use where such site plans do not require approval at a public hearing, there shall be paid for the processing of each and every application, a minimum fee of \$1,467.75 (expedite: 2,201.63).

The exact amount of each and every administrative site plan review fee is established by the addition of the following fees: \$733.88 per 10 acres or portion thereof, and \$366.94 per 15 units or portion thereof.

Submittal of the first revised plan will be assessed at no additional cost to the applicant. Subsequent revisions will be processed at an additional charge of \$880.65 per revised plan and shall be paid in total at the time of submittal.

R. ADMINISTRATIVE SITE PLAN REVIEW FEE (COMMERCIAL, MIXED USE, AND PEDESTRIAN-ORIENTED DEVELOPMENT)

1.) For every application for an administrative review of site plans for commercial use where such site plans do not require approval at a public hearing, there shall be paid for the processing of each and every application, a minimum of \$2,201.63 (expedite: 3,302.45).

The exact amount of each and every administrative site plan review fee is established by the addition of the following fees: \$880.65 per 10 acres or portion thereof, and \$293.55 per 5,000 sq. ft. or portion thereof. For mixed use applications with residential units, there shall be the addition of the following fee: \$366.94 per 15 units or portion thereof.

Submittal of the first revised plan will be processed at no additional cost to the applicant. Subsequent revisions will be processed at an additional charge of \$880.65 per revised plan and shall be paid in total at the time of submittal.

2.) For every application for an administrative review of site plans for an initial determination in connection with a pedestrian-oriented development road impact fee reduction, as provided in Section 33E-8 of the County Code, there shall be a fee paid for processing of each and every application of \$1,500.00.

S. ADMINISTRATIVE LAKE PLAN REVIEW FEE

For every application for an administrative review of lake plans where such lake plans do not require approval at a public hearing, there shall be paid for the processing of each and every application, a minimum of

**Planning, Zoning, and Platting Services
Fee Schedule**

\$1,100.81. The exact amount of each and every administrative lake plan review fee is established by the addition of the following fee: \$308.23 per 10 acres or portion thereof of water surface area.

Submittal of the first revised plan will be assessed at no additional cost to the applicant. Subsequent revisions will be processed at an additional charge of \$880.65 per revised plan and shall be paid in total at the time of submittal.

T. CLASS I PERMITS

For every review of a Class I, II, and III permit application, there shall be paid at time of application a fee of \$146.78.

U. CLASS IV PERMITS

For every review of a Class IV permit application where a zoning hearing is not required, there shall be paid at the time of application a fee of \$146.78.

V. OTHER PROCESSING AND RESEARCH FEES

- 1) For each and every request for a Hearings Pre-Evaluation or Planning topics, there shall be paid a fee of \$51.00 for every 30 minutes.
- 2) All Plat applications will be charged a total of \$360.50 per application. Subsequent submittals will be processed at a fee of \$206.00.
- 3) For Land Use Plan Map (CDMP) Designation (No Interpretation will be provided), there shall be paid a fee of \$110.09 (expedite: \$220.18).
- 4) For Zoning History Research on Subject Property, Zoning District verification, applicable Zoning Code Section, or verification of pedestrian-oriented development determinations for road impact fee reduction purposes pursuant to Section 33E-8, there shall be paid a fee of \$220.16 (expedite: \$440.32).
- 5) For Zoning History Research and Analysis, there shall be paid a fee of \$440.32 (expedite: 880.64).
- 6) For each Group Home Application, there shall be paid a fee of \$220.16.
- 7) For Processing and review of legal agreements and documents (Unity of Title, Declaration of use, Covenants, Bonds, Bond Releases, etc.), there shall be paid a fee of \$220.16 plus required recording fees.
- 8) Special Projects

The Director, or designee, has the authority to invoice for project costs associated with special projects or services not contemplated in the current fee structure. The invoice shall consist of estimated labor costs, including any and all estimated fringe benefit costs, and any estimated indirect labor costs, as determined by the Department's Finance Section on a yearly basis. At the end of the project, based on the reconciliation of actual costs to estimated costs, a refund will be issued when estimated costs are greater than actual costs or an invoice will be issued when estimated costs are less than actual costs.

W. GOVERNMENT FACILITIES

**Planning, Zoning, and Platting Services
Fee Schedule**

For the processing of each and every application for a public hearing for a governmental facility, there shall be paid a fee of \$5,000.00.

X. SHORELINE APPLICATIONS

For each and every application for Shoreline Review there shall be paid for costs associated with processing said application, a fee as follows:

	<u>Fee</u>	<u>Renewal Fee</u>
1. DETERMINATIONS (Development Impact Committee Executive Council)		
a. NEED FOR COMPLIANCE	\$257.50	
b. EXEMPTIONS	601.78	
c. VESTED RIGHTS	601.78	584.25
2. APPLICATION FEE (BASIC) (Applies to all development actions requiring Committee review) (Plat review subject to application fee only)	1,100.81	
3. PLAN REVIEW (BASIC) (Site Plan review)	1,467.76	1,425.00
4. MARINE CONSTRUCTION		
Marinas – 50 Boat Slips & over	733.88	
All Other Construction	234.84	

Y. SUBSTANTIAL COMPLIANCE DETERMINATION

For each and every application for a substantial compliance determination, there shall be paid for the review of every application, a fee of \$1,467.75 (expedite: 2,201.63) for residential and \$2,201.63 (expedite: 3,302.45) for commercial/industrial/office/mixed uses. First plan revision will be processed at no charge, subsequent plan revisions will be assessed a fee of \$880.65 each. Advertisement fees shall also be charged.

Z. ZONING KIT AND SUBSCRIPTIONS

For each and every subscription request for Zoning agendas, there shall be paid an annual subscription fee of \$220.16.

AA. ZONING LOGBOOK AND AGENDA SUBSCRIPTION

For each and every subscription request for copies of the zoning logbook and each agenda of monthly hearing files, there shall be paid an annual subscription fee of \$110.09.

BB. HEARING TAPES

For the preparation of a copy of a hearing tape upon request, for each and every tape requested, there shall be paid a fee of \$36.70.

CC. RE-ADVERTISEMENT AND RE-NOTIFICATION FOR DEFERRED OR REMANDED HEARING APPLICATIONS

For each and every zoning hearing application that is deferred or remanded to a date not yet advertised, there shall be paid a fee based on the actual cost of re-advertisement and re-notification, plus \$64.38 for applications

**Planning, Zoning, and Platting Services
Fee Schedule**

involving Community Zoning Appeals Board. A \$321.88 fee shall be charged for Board of County Commissioners deferral, payable to the Board of County Commissioners.

VII. DEVELOPMENT IMPACT COMMITTEE LARGE SCALE APPLICATIONS

For each and every application for a Developmental Impact Committee Large Scale Application there shall be paid for costs associated with said application, in addition to other required public hearing, administrative site plan review, or other zoning application fees, a fee as follows:

A. BASIC FEE: \$8,366.18 Site Plan Review, District Boundary Change, DRI Development Order or DRI Substantial Deviation Determination, Rapid Transit and Essentially built-out DRI.

\$12,769.43 Applications requesting two or more of the above.

B. SIZE OF APPLICATION: Applied to all Applications (total net acreage):

0 – 19.9 \$1,099.35	20 – 29.9 \$1,889.00	30 – 39.9 \$2,778.46	40 – 49.9 \$3,568.11
50 – 69.9 \$4,357.75	70 – 89.9 \$5,263.35	90 – 119.9 \$6,060.34	120 – 159.9 \$6,935.12
160 – 239.9 \$7,732.11	240 – 319.9 \$8,521.76	320 – 399.9 \$9,418.56	400 – 479.9 \$10,208.21
480 – 559.9 \$11,107.93	560 – over \$11,887.31		

C. NUMBER OF UNITS: Applied to all Residential Site Plan Reviews (including mobile homes):

0 – 274 \$1,099.35	275- 299 \$1,687.91	300 – 324 \$2,282.36	325 – 349 \$2,879.73
350 – 399 \$3,475.63	400 – 449 \$4,071.54	450 – 524 \$4,660.11	525 – 599 \$5,305.92
600 – 699 \$5,860.73	700 – 799 \$6,447.83	800 – 949 \$7,043.74	950 – 1099 \$7,648.45
1100 – 1399 \$8,235.55	1400 – over \$8,824.11		

D. SIZE OF BUILDINGS (Sq. Ft.): Applied to Office, Business, Industrial, et al, Site Plan Reviews:

0 – 124,999 \$1,099.35	125,000 – 149,999 \$1,981.46	150,000 – 174,999 \$2,981.01
175,000 – 199,999 \$3,954.12	200,000 – 224,999 \$4,861.19	225,000 – 249,999 \$5,843.12
250,000 – 274,999 \$6,750.19	275,000 – 299,999 \$7,732.11	300,000 – 349,999 \$8,722.84
350,000 – 399,999 \$9,621.11	400,000 – 449,999 \$10,620.64	450,000 – 499,999 \$11,510.10
500,000 – 599,999 \$12,493.49	600,000 – over \$13,482.75	

E. ADDITIONAL SITE PLANS: \$2,376.29 each

**Planning, Zoning, and Platting Services
Fee Schedule**

F. ADDITIONAL DISTRICT BOUNDARY CHANGES: \$1,183.01 each

G. SUPPLEMENTAL DEVELOPMENT OF REGIONAL IMPACT FEE: \$11,887.31 – Development Order

H. CHARTER SCHOOLS

Basic Fee: \$2,201.63

Size of property: \$880.65 – per 10 acres or portion thereof

Size of buildings: \$293.55 – per 5,000 sq. ft. or portion thereof

\$880.65 per revised plan submitted (first revision is processed at no charge)

I. NOTICES

As provided in Section I.L. of this Implementing Order, additional cost of mailing notices will be assessed on all Essential Built-Out DRI and Charter School applications.

VIII. VESTED RIGHTS / TAKINGS FEE

A. BASIC FEE: \$1,864.04

B. NOTICES: Additional cost of mailing notices will be assessed as provided in Section I.L of this Implementing Order.

IX. EXTENSION OF CAPACITY RESERVATION

For each and every application for an extension of capacity reservation, there shall be paid a fee as follows:

SECTION 33G-6 MIAMI-DADE COUNTY CODE \$1,864.04

X. APPEALS OF PLAT COMMITTEE DECISIONS

For each and every application for an appeal of a Plat Committee Decision [Section 28-7(F)], there shall be paid a fee as follows:

\$911.48 flat fee

XI. APPEALS OF IMPACT FEE ASSESSMENTS: SECTION 33E-15 (ROAD); SECTION 33I-13 (POLICE); SECTION 33J-14 (FIRE); SECTION 33H-16 (PARK) AND SECTION 33K-14 (SCHOOL-MIAMI-DADE COUNTY CODE)

For each and every application for an appeal of the above listed impact fee assessments, there shall be paid a fee as follows:

\$209.89 per single family residential unit up to four units.

Over four units \$911.48 flat fee.

\$911.48 flat fee all other applications

XII. ADJUSTMENT OF LANDSCAPING REQUIREMENTS APPLICATION FEES

**Planning, Zoning, and Platting Services
Fee Schedule**

For every application for an adjustment of landscaping requirements, there shall be paid for the processing of each and every application, a fee as follows:

\$209.89 per single family residential unit up to four units.

Over four units: \$911.48 flat fee.

\$911.48 flat fee all other applications

XIII. LAKES AND LANDFILLS

Original permit (CU) fee for new Lakes and/or Landfills: \$509.31

Renewal of permits (CU) or review of As-Built drawings for Lakes and/or Landfills including Rock mining Uses located either outside or inside the boundaries of the Rock mining Overlay Zoning Area (ROZA): \$258.32

Original permit (CU) fee for new Lakes and/or Landfills including Rock mining Uses located inside the boundaries of the Rock mining Overlay Zoning Area (ROZA) \$1,609.38, plus an advertising fee of \$278.10 per advertisement.

XIV. ZONING PLANS PROCESSING FEE

A. INITIAL LANDSCAPE FEE

	<u>Fee</u>
Residential	\$66.50
Commercial / Industrial and all multi-family residential and all others	125.00

B. RE-WORK FEES

A fee of \$110.09 may be charged for failure to make required correction previously indicated.

C. REVISED LANDSCAPING PLANS FEE

Landscaping plan revision after permit is issued shall be subject to a fee of \$122.31.

XV. ZONING REVIEW FEE ASSOCIATED WITH BUILDING PROCESS

A zoning review fee related to the permitting process such as the zoning plans processing review and the zoning inspection process is being split from the building fee, therefore creating a zoning review fee.

A. REVISED PLANS PROCESSING FEE

Plan revisions shall be subject to a fee at the rate of \$1.47 per minute of time for each review that takes longer than 5 minutes.

B. "UP FRONT" PROCESSING FEE

When the building permit application is received for the construction of a new Single Family Residence or Duplex, the applicant shall pay an "up-front" processing fee equal to \$0.04 for each square foot or fractional part thereof, or \$0.0013 per dollar in estimated value or fractional part when square footage does not apply.

When a building permit application is received for a commercial project, the applicant shall pay an "up-front" processing fee equal to \$1.47 per 100 square foot or fractional part or \$0.24 for each \$117.42 of estimated value or fractional part thereof.

**Planning, Zoning, and Platting Services
Fee Schedule**

This processing fee is not refundable, but shall be credited toward the final building permit fee.

C. MINIMUM FEE FOR BUILDING PERMIT

The minimum fee for all building permits is applicable to all items in this section except as otherwise specified. Fee
\$51.50

(With the exception of fees associated with windows, trusses, doors, skylights and all required shop drawings, which are already included in the basic building permit fee, this minimum fee does not apply to add-on building permit fees issued as supplementary to current outstanding permits for the same job.)

D. REFUNDS

A full refund less \$51.50 of the application/permit fee paid shall be granted to a customer who requests a refund provided:

- 1) That the refund amount is greater than \$51.50; and
- 2) That the department receives a written request from the customer prior to the application/permit expiration date; and
- 3) That the customer submits with such request the applicant's validated copy of such application/permit

E. NEW BUILDING OR ADDITIONS

	<u>Fee</u>
New construction Single Family and Duplex above 1,000 sq. ft. – Group 1 per sq. ft.	\$0.09
Prefabricated utility shed with slab (max 100 sq. ft. of floor area)	11.74
Single Family and Duplex (Group 1) – Attached Structures	
0 to 100 sq. ft. in floor area	16.15
101 to 300 sq. ft. in floor area	26.42
301 to 500 sq. ft. in floor area	38.16
501 to 1000 sq. ft. in floor area	68.99
Above 1000 sq. ft. per sq. ft.	0.09
Single Family and Duplex (Group 1) – Detached Structures	
0 to 100 sq. ft. in floor area	16.15
101 to 300 sq. ft. in floor area	26.42
301 to 500 sq. ft. in floor area	38.16
501 to 1000 sq. ft. in floor area	68.99
Above 1000 sq. ft. per sq. ft.	0.09
Alterations or repairs to Single Family Residence or Duplex (Group 1) per \$1.00 of estimated cost or fractional part	0.01
Minimum fee	51.50
Maximum fee	184.94
Repairs due to fire damage per \$1.00 of estimated cost or fractional part (copy of construction contract required)	0.014
Minimum fee	68.99

**Planning, Zoning, and Platting Services
Fee Schedule**

Maximum fee	184.94
Storage & Industrial Use of Group E & F occupancies 100 sq. ft. or fractional part of floor area	2.86
Shade Houses per 100 sq. ft. or fractional of floor area	0.10
Agricultural buildings where site is 5 acres or more	70.81
For a single period, two (2) year extension pursuant to Ordinance #10-14, 79.00 or 10% of the initial fee, whichever is greater.	
Agricultural buildings where site is less than 5 acres	70.81
For a single period, two (2) year extension pursuant to Ordinance #10-14, 79.00 or 10% of the initial fee, whichever is greater.	
Mobile Homes additions – each 100 sq. ft. or fractional part of floor area	2.14
Minimum Fee	51.50
Tents	
0 – 5000 sq. ft.	51.50
Over 5000 sq. ft.	51.50
All others, including temporary building for construction, per 100 sq. ft. or fractional part of floor area	3.23
Minimum	68.99
For a single period, two (2) year extension pursuant to Ordinance #10-14, 79.00 or 10% of the initial fee, whichever is greater.	
FOR STRUCTURES OF UNUSUAL SIZE OR NATURE AS ARENAS, STADIUMS AND WATER AND SEWER PLANTS THE FEE SHALL BE BASED ON ½ OF 1% OF THE ESTIMATED CONSTRUCTION COST	0.01
F. NEW CONSTRUCTION OTHER THAN AS SPECIFIED HEREIN: (WATER TOWERS, PYLONS, BULK STORAGE-TANK FOUNDATIONS, UNUSUAL LIMITED-USE BUILDINGS, MARQUEES, AND SIMILAR CONSTRUCTION)	
	<u>Fee</u>
For each \$1,000 of estimated cost or fractional part	\$2.64
Minimum fee	51.50
G. ALTERATIONS AND REPAIRS TO BUILDING, PAVING/RESTRIPING/RESURFACING/SEAL COATING, AND OTHER STRUCTURES (EXCEPT GROUP I)	
	<u>Fee</u>
For each \$100 of estimated cost or fractional part	0.39
Minimum fee	61.65
H. MOVING BUILDINGS FOR OTHER STRUCTURES	
For each 100 sq. ft. or fractional part thereof (does not include cost of new foundation or repairs to buildings or structure)	2.94
I. SLABS	51.50
J. FENCES AND/OR WALLS	
Chain link	

**Planning, Zoning, and Platting Services
Fee Schedule**

0 – 500 linear ft.	51.50
501 – 1000 linear ft.	51.50
Each additional linear ft. over 1000	0.14
Minimum Fee	51.50
Wood each linear ft.	0.21
Minimum Fee	51.50
Concrete each linear ft.	0.35
K. SWIMMING POOLS, SPAS, AND HOT TUBS	
Installation of Swimming Pool/Spa	51.50
Repair of Swimming Pool/Spa	51.50
L. TEMPORARY PLATFORMS AND TEMPORARY BLEACHERS TO BE USED FOR PUBLIC ASSEMBLY	
For each 100 sq. ft. or fractional part of platform area	1.61
Minimum Fee	51.50
For each 100 linear feet or fractional part of seats	1.33
M. SCREEN ENCLOSURES, CANOPIES & AWNINGS	
1) Screen enclosures	
Each 100 sq. ft. or fraction thereof	2.72
2) Free standing canopies	
For each \$1,000 of estimated cost or fractional part	2.50
Minimum fee	51.50
3) Awnings and Canopies	
Horizontal projection per sq. ft. area covered	0.03
Minimum fee	51.50
4) Storm Shutter review	51.50
N. SIGN PERMIT FEES	
1) Quarterly Renewal of Class A sign (temporary)	125.00
2) Class B signs (Point of Sale)	250.00
Inspection Fee for Class B signs	43.49
3) New Class C signs (per sign)	750.00
Annual Renewal of Class C signs (per face)	51.50
4) Balloon sign, vinyl sign, and sign panel change	51.50
5) Mural Signs – original mural sign permit application	360.50
Subsequent plan revisions	180.25
O. TIE DOWN (each)	51.50

**Planning, Zoning, and Platting Services
Fee Schedule**

P. SATELLITE DISH (each) 51.50

Q. ORNAMENTAL IRON

Per sq. ft. coverage 0.01
Minimum fee 51.50

R. SIGNS & ARCHITECTURAL FEATURES (INDOOR NEONS)

Per sq. ft. of sign 0.39
Minimum fee 51.50

Repairs and re-connection each 51.50

Neon strips each 5 ft. or fractional part 0.73
Minimum fee 51.50

XVI. ZONING INSPECTION FEE

A. INSPECTION FEE

All zoning inspections will be assessed a fee of \$86.97 unless specifically stated otherwise herein. In addition, this zoning inspection fee will be tied to all completion holds. When extra inspection trips are necessary due to 1) wrong address being given on call for inspection, 2) required corrections not being made or completed at time specified, or 3) failure to provide access to the property use, a fee of \$86.97 for the inspector to return shall be charged.

B. INSPECTIONS REQUIRING OVERTIME

Charges for zoning inspections, which are requested in advance and which require that employee work overtime will be at a rate of \$96.56 per hour and in accordance with applicable employee contracted bargaining agreements.

XVII. CHAPTER 163 DEVELOPMENT AGREEMENTS

A one-time fee of \$1,287.50 shall be paid for the initial review of a Chapter 163 Development Agreement.

XVIII. FEE FOR MONITORING DEVELOPMENT OF REGIONAL IMPACT AND OTHER MAJOR PROJECTS

- A. \$257.50 for every status report submittal.
- B. A \$154.50 additional fee shall be paid to the Department for all late submittals of status reports.

XIX. HISTORIC PRESERVATION FEES

A. Certificate of Appropriateness (COA)

	<u>Fee</u>
COA: Demolition	\$500.00
COA: New Construction	500.00
COA: Relocation	100.00
All other HP Board COA's	150.00
COA: After the Fact Administrative: Review	150.00
COA: After the Fact – Board Review	300.00

B. Certificate to Dig (CTD) Determination Letter 250.00

Archaeological Monitoring 100.00
(\$50.00 for each additional hour)Minimum fee for first hour

**Planning, Zoning, and Platting Services
Fee Schedule**

Archaeological Field Work and Excavation
(\$65.00 for each additional) 150.00
for first hour

C. Ad-valorem Tax Abatement Application

Single Family	250.00
Multi-Family	
30 units and under	500.00
more than 30 units	1,000.00
Commercial	
under 10,000 sq. ft.	1,250.00
10,001 – 50,000 sq. ft.	3,000.00
50,001 – 100,000 sq. ft.	6,000.00
Over 100,000 sq. ft.	9,000.00
Resource Assessments	
Environmental Reviews	100.00
Cultural Resource Assessments (CRA) (\$50.00 for each additional review)	100.00 for up to two site reviews

D. Re-Advertisement and Re-Notification for Deferred Applications

For scheduled and advertised public hearings where an application is deferred, the applicant shall be required to pay an additional fee based on actual costs for re-advertisement and re-notification plus the standard RER administrative surcharge of 7.5 percent.

D.E. Appeal to County Commission 1,100.81

E.F. Code Violation \$500.00 per day

XX. PLATTING FEES

A. Tentative Plat

	<u>Fee</u>
1. Fee for Tentative Plat to release plat condition for 1 residential lot	\$500.00
2. Fee for Tentative Plat to subdivide 1 residential lot into 2 residential lots, or to plat for 1 residential lot	1,000.00
3. Fee for Tentative Plat of non-residential parcels, or residential parcels not defined in A.1 or A.2 above.	2,500.00 base fee plus \$100.00 per site (over 1 site)
4. Fee for submission of Tentative by same or new owner (revision) Additional Fee is required for sites added based on the number of additional sites	850.00 plus \$100.00 per site added to original
5. Fee for review of Tentative Plat, new owner application (no revision)	850.00
6. Resubmission of Tentative due to non-compliance to Platting committee recommendation	

**Planning, Zoning, and Platting Services
Fee Schedule**

Second resubmission of Tentative to non-compliance to Platting committee recommendation 1,000.00
 After the second resubmission, each subsequent resubmission fee will be incrementally increased by 20%, based on the prior resubmission fee.

- 7. Fee to request an extension of the original Tentative Plat (Approval period determined by Chapters 28 and 33G of the Miami-Dade County Code)
 - Before expiration of the approval period 1,250.00
 - After the expiration of the approval period 2,500.00

B. Waiver of Plat

After approval of a Waiver of Plat, any change shall be submitted as new Waiver of Plat. If approved, the new submittal will nullify the previously approved Waiver of Plat.

- 1. Fee to process Waiver of Plat of non-residential parcels or residential parcels 2,500.00
- 2. Revision of previously deferred Waiver of Plat to change parcels at owner's request (same or new owner) 850.00
- 3. Review of Waiver of Plat, new owner application (no revision) 500.00
- 4. Resubmission of Waiver of Plat due to non-compliance to Platting committee recommendations
 - Second resubmission of Tentative to non-compliance to Platting committee recommendation 1,000.00
 - After the second resubmission, each subsequent resubmission fee will be incrementally increased by 20%, based on the prior resubmission fee.
- 5. Fee for rescinding approved Waiver of Plat and recorded Resolution 2,000.00

C. Waiver of Subdivision Code Requirements

- 1. Additional fee for review of Tentative Plat or Waiver of Plat which entails a request for a waiver of subdivision code requirements 468.00
- 2. Fee for Request for waiver of Underground Ordinance 156.00
- 3. Verification of Platting Documents (Permit Letters, Bond Estimates, Proportionate Share Agreements, Platting Determination Letters, Executive Order Requests) 250.00

D. Paving and Drainage

(Fee paid at initial submittal of Paving and Drainage plans)

- 1. Initial Paving and Drainage plans review
 - For projects 2 Acres or less – the base fee 1,200.00
 - For project over 2 Acres 1,200.00 plus 1,200.00 per acre over 2 acres with a maximum of 6,000.00
 - For projects 2 Acres or less – Expedite fee 1,800.00
 - For projects over 2 Acres – Expedite fee 1,800.00 plus 1,800.00 per acre over 2 acres with

**Planning, Zoning, and Platting Services
Fee Schedule**

	a maximum of 9,000.00
2. Resubmittal Paving and Drainage Plans	
Second submittal	No charge
Third submittal and every resubmittal thereafter	1,200.00
3. Required re-approval Paving and Drainage Plans after one year	
Re-approval required for expired permit plans (plans expire one year after approval)	1,200.00
4. Bond Estimate Review	
Less than 2 acres	130.00
2 acres or more, but less than 3 acres	210.00
3 acres or more, but less than 4 acres	290.00
4 acres or more, but less than 5 acres	370.00
More than 5 acres	450.00
E. Final Plat (Final Plat fee to be paid at the time the Final Plat is submitted for review)	
1. Fee for Final Plat to release plat condition for 1 residential lot	500.00
2. Fee for Final Plat to subdivide 1 residential lot into 2 residential lots, or to plat 1 residential lot	1,000.00
3. Fee for Final Plat of non-residential parcels, or residential parcels not defined in E1 or E2 above	2,500.00 base fee plus \$250.00 per site (over 1 site)
Optional Expedite Fee:	In addition to the Base Fee
Additional Fee:	
Punch List	250.00
Mylar and Recordation	1,000.00
Total Additional Fee	1,250.00
Additional Per Site Fee:	
Punch List	25.00
Mylar and Recordation	100.00
Total Additional Per Site Fee	125.00
4. Fee for reverting any previously recorded plat	2,000.00
5. Fee for Submittal of New Final Plat Mylar Documents	1,200.00
F. Platting and Traffic Section Zoning Application Review Fee (Fee required when zoning application or revision are submitted)	
1. Fee to accompany submission of initial Zoning application (expedite)	500.00 750.00
2. Fee to accompany submission of Zoning application revision	400.00
3. Lake Excavation review fee	300.00
G. Decorative Wall and Entrance Feature Review	
1. Fee to accompany Decorative Wall Plans for review	500.00

**Planning, Zoning, and Platting Services
Fee Schedule**

2. Fee to accompany Entrance Feature Plans for review 500.00

H. Bonding (fee required when bonding documentation is submitted)

- 1. Initial submittal and review of Agreement and Letter of Credit and associated documents 400.00
- 2. Review of corrected bonding documentation 300.00
- 3. Administrative review fee for change of owner and exchange of collateral 300.00
- 4. Administrative review fee for exchange of collateral with the same owner 200.00
- 5. Inspection fee for reduction or release of bond (required for each inspection) 200.00
- 6. Administrative fee for reduction or release of bond 100.00

I. Research

Request for Land Development records must be submitted in writing with the minimum research hourly fee

- 1. Minimum fee covering the first hour of research 40.00
- 2. Additional research fee for each additional half hour 20.00

XXI. PUBLIC WORKS FEES

A. Public Works Construction

- | | <u>Fee</u> |
|--|------------|
| 1. For installation or repair of sanitary, water lines, gas lines, buried electric, telephone, CATV, service laterals or other underground utilities (includes sprinklers): | |
| For 100 linear feet or less | \$200 |
| For each additional 100 linear feet or fraction thereof | 100 |
| 2. For each installation or repair of exfiltration drains consisting of one catch basin, exfiltration trench, or slab covered trench. Repairs to pipes associated with drainage to be charged per each instance of repair: | |
| For each inlet and associated exfiltration trench, continuous systems to be charged per inlet | 180.00 |
| 3. For construction or replacement of concrete work in the public right-of-way: | |
| A. Sidewalks | |
| For 100 linear feet or less | 160.00 |
| For each additional 100 linear feet or fraction thereof | 75.00 |
| B. Curb, gutter, Curb and Gutter, Valley Gutter, curb separators, etc.: | |
| For 100 linear feet or less | 250.00 |
| For each additional 100 linear feet or fraction thereof | 140.00 |
| 4. For construction of driveways on private property (includes brick pavers): | 165.00 |
| 5. For driveway approaches on the public right-of-way: | |
| A. For each residential driveway approach width of 20 feet or less (each driveway approach) | 35.00 |
| B. For each commercial driveway approach, or for each driveway approach on a major roadway (arterial, collector, section-line, ½ section-line) roadway, or for each residential driveway approach width greater than 20 feet. (each driveway approach) | 50.00 |
| 6. For construction of street pavements, including paving of parkways and shoulders (includes base and subgrade): | |
| A. One lane or two lane pavements (width of pavement being 0 to 24 feet): | |

**Planning, Zoning, and Platting Services
Fee Schedule**

For 100 linear feet or less	550.00
For each additional 100 linear feet or fraction thereof	215.00
B. Three or more lanes of pavement (aggregate width greater than 24 feet):	
For 100 linear feet or less	615.00
For each additional 100 linear feet or fraction thereof	250.00
7. For repair, resurfacing, milling & resurfacing, patching, or pavement restoration in public rights-of-way:	
For each 1000 square feet or fraction thereof	30.00
8. For erection of street name signs, traffic or directional signs, etc.:	
For each sign	20.00
9. For installation of permanent type traffic barricades, guardrails, bollards or guide posts:	
For each 100 linear feet or fraction thereof	100.00
10. For construction of street culvert or driveway culvert:	
For each 100 linear feet or fraction thereof	130.00
11. Installation of culvert pipe to enclose existing drainage ditch or canal:	
For each 100 linear feet or fraction thereof	720.00
B. Private Property	
1. New pavement for parking lots (i.e., other than street pavements and driveways):	
For each 1000 square feet paved area or fraction thereof	50.00
2. Drainage on private property shall be the same as listed in (A) above. If in conjunction with No. (B) 1, 1/3 of the fee for drainage as listed in (A) above.	
Concrete Work associated with driving surfaces on private property, sidewalks, curbs, gutters, extruded curbs, valley gutters, cube and gutters, curb separators, etc. on private property:	
3. For repairs and/or restoration of driving surfaces on private property:	
A. Resurfacing, water proofing, or seal coating (does not apply to private homeowners):	
For each 5000 square feet or fraction thereof	50.00
B. Patching (patch < 100 square feet) each	20.00
Maximum permit fee for work under for C4 a and b	260.00
C. Other Fees	
1 Penalty Fees:	
When work for which a permit is required is commenced prior to obtaining a permit a penalty fee will be imposed.	
The Penalty Fee will be Double the original permit fee.	
2 Re-inspection Fee other than traffic signals:	70.00

**Planning, Zoning, and Platting Services
Fee Schedule**

3	Landscaping Fee:	
	A. Tree	10.00
	B. Ground cover, per square yard or fraction thereof	3.00
4	Processing Fees (non-refundable):	
	A. Upfront Design Review Processing Fee	70.00
	B. Permit processing fee	70.00

Implementing Order



Implementing Order No.: IO 4-119

Title: FEE SCHEDULE FOR THE MIAMI-DADE PARKS, RECREATION AND OPEN SPACES DEPARTMENT

Ordered: ~~9/20/22~~ 9/21/23

Effective: ~~10/1/22~~ 10/1/23

AUTHORITY:

The Miami-Dade County Home Rule Charter, including, among others, Sections 1.01 and 2.02A, and Chapter 26 of the Code of Miami-Dade County.

SUPERSEDES:

This Implementing Order (IO) supersedes AO 4-119, ordered ~~April 9, 2019~~ September 20, 2022, and effective ~~April 9, 2019~~ October 1, 2022.

POLICY:

This Implementing Order provides a schedule of fees for services, programs, and attractions provided or operated by the Parks, Recreation and Open Spaces Department.

PROCEDURE:

The administration of this Implementing Order is designated to the Director, Miami-Dade Parks, Recreation and Open Spaces Department, who will be responsible for the collection of fees and the delivery of the required services pursuant to Chapter 26 relating to the powers and duties of the Parks, Recreation and Open Spaces Department. Every year, or earlier, if necessary, the Director shall review the fees in terms of cost and recommend changes to the Mayor through this administrative order procedure.

FEE SCHEDULE:

The fee schedule adopted by this [Administrative Implementing](#) Order is attached hereto and made a part hereof. This official fee schedule is also filed with and subject to the approval of the Board of County Commissioners and on file with the Clerk thereof. Fees charged by the Parks, Recreation and Open Spaces Department shall be the same as those listed in the official fee schedule on file with the Clerk of the County Commission.

This Implementing Order is hereby submitted to the Board of County Commissioners of Miami-Dade County, Florida.

Approved by the County Attorney as
to form and legal sufficiency

GENERAL PARK OPERATIONS (CORE SERVICES)	3
RECREATION PROGRAMS & SERVICES	4
Summer, Winter, Spring Camps	4
After School Programs	4
Senior Programs	4
Disability Services Programs	4
POOLS	5
Pool Admissions	5
Lessons & Classes	5
Group Rentals	5
Team Rentals	5
FACILITY & ATHLETIC FIELD RENTALS	6
Facility Rentals	6
Athletic Field & Court Rentals	8
SPECIALTY OPERATIONS (VALUE-ADDED SERVICES)	10
SPECIAL PURPOSE FACILITY RENTALS	11
Campground & Campsite Fees	11
Community Health and Fitness Center Fees	12
Golf Course Fees	13
Marina Fees	14
Ronald Reagan Equestrian Center Fees	16
Trail Glades Range Fees	16 <u>17</u>
ATTRACTIONS & TOURS	17 <u>18</u>
Charles Deering Estate at Cutler	17 <u>18</u>
Eco-Adventures	19 <u>20</u>
Redland Fruit & Spice Park	19 <u>20</u>
Zoo Miami	20 <u>21</u>
REVIEW FEES & TECHNICAL SERVICES	22 <u>23</u>
OTHER FEES	23 <u>24</u>
Film	23 <u>24</u>
Parking	23 <u>24</u>
Special Event & Equipment Rental	23 <u>24</u>
GENERAL NOTES	25 <u>26</u>
STRATEGIC PHILOSOPHY	25 <u>26</u>

GENERAL PARK OPERATIONS

(CORE SERVICES)

ATTACHMENT K

GENERAL PARK OPERATIONS (CORE SERVICES)	Adopted Range	
RECREATION PROGRAMS & SERVICES (non-taxable)	Minimum	Maximum
Summer, Winter, Spring Camps (per week)		
General Camps ¹	\$40.00	\$100.00
Specialty Camps	\$25.00	\$185.00
One Day Specialty Camps	\$25.00	\$85.00
After School Programs (per week) ¹	\$25.00	\$55.00
Sports Development Programs (per week) ¹	\$5.00	\$25.00
Senior Programs (per week)	\$0.00	\$15.00
Disability Services Programs		
Summer, Winter, Spring Camps (per week)	\$165.00	\$175.00
Wheelchair Sports Camp (per week)	\$75.00	\$85.00
After School Program (per week)	\$85.00	\$95.00
School Recess Days (per day)	\$35.00	\$45.00
Program Fees (per hour)	\$3.00	\$15.00
Wheelchair Rental (per day)	\$6.00	\$10.00
Wheelchair Deposit	\$100.00	\$100.00
Adapted Sports (per month)	\$35.00	\$40.00
Adapted Aquatics (per session)	\$3.00	\$5.00
Community Outings (per session)	\$22.00	\$25.00
Adult Training Program (per week)	\$100.00	\$180.00
Adult Training Program (per day)	\$25.00	\$45.00
Miscellaneous Programs & Fees		
Youth Sports Programs (per season)	\$70.00	\$110.00
Recreation Program/Class (per hour)	\$1.10	\$15.00
Program Registration ²	\$12.00	\$15.00
Early Drop Off / Late Pick Up (per 15 minute)	\$5.00	\$5.00
Transportation (per week)	\$11.00	\$15.00
Transportation (per day)	\$3.00	\$5.00

NOTES (Camps and Programs):

(1) Daily rate may be available at 1/3 the weekly rate. Daily rate can only be used for participants scheduled for 1 - 2 days per week. Weekly participants cannot retroactively apply the daily rate for days missed.

(2) Effective from May 1st through April 30th

- Fee reductions and scholarships may be available for programs based on need.
- Additional fees may apply to field trips.

ATTACHMENT K

GENERAL PARK OPERATIONS (CORE SERVICES)	Adopted Range	
POOLS	Minimum	Maximum
Pool Admissions		
Youth Admission (3 to 12 years old)	\$1.39	\$3.74
General Admission (13 and over)	\$1.39	\$5.61
Lessons & Classes (non-taxable)		
Group Swim Lessons (2 week session)	\$10.00	\$70.00
Private Swim/Exercise Lessons 1 student (2 week session)	\$150.00	\$160.00
Semi-Private Swim/Exercise Lessons 2 - 4 students (per student for 2 week session)	\$80.00	\$90.00
Specialty / Safety Classes (per session)	\$50.00	\$160.00
Recreational Class (per class)	\$3.00	\$5.00
Group Rentals		
Pool Rentals (up to 50 people, per 2 hours)	\$65.00	\$220.00
Pool Rentals (each additional 25 people, per 2 hours)	\$35.00	\$65.00
Splash Pad (2 hour minimum)	\$80.00	\$90.00
Splash Pad (additional hour)	\$30.00	\$40.00
Commercial Rental 1 to 15 people (per 2 hours)	\$90.00	\$100.00
Each Additional 15 People (per 2 hours)	\$35.00	\$45.00
Team Rentals		
Short Course (per lane per hour)	\$7.00	\$15.00
Long Course (per lane per hour)	\$12.00	\$20.00
Water Polo (per hour)	\$40.00	\$50.00
School Swim Class (per hour)	\$30.00	\$40.00
PROS Swim Team (2 week session)	\$25.00	\$35.00
Swim Meet, Polo Match, Field Trip (up to 50 students, per hour)	\$70.00	\$80.00
Swim Meet, Polo Match, Field Trip (51-100 students, per hour)	\$80.00	\$90.00
Swim Meet, Polo Match, Field Trip (101-200 students per hour)	\$110.00	\$120.00
Swim Meet, Polo Match, Field Trip (over 200 students, per hour)	\$150.00	\$160.00

<p>NOTES (Pools):</p> <p>Fee reductions and scholarships may be available for lessons based on need.</p>

ATTACHMENT K

GENERAL PARK OPERATIONS (CORE SERVICES)	Adopted Range	
FACILITY RENTALS	Minimum	Maximum
Building Rentals ¹		
Multi-Purpose Room Rentals		
Community Room (3 hour minimum)	\$68.00	\$300.00
Community Room (additional hour)	\$32.00	\$100.00
Large Community Room (3 hour minimum)	\$230.00	\$430.00
Large Community Room (additional hour)	\$90.00	\$165.00
Special Facility Rentals		
Gymnasium (3 hour minimum)	\$588.00	\$600.00
Gymnasium (additional hour)	\$173.00	\$185.00
Pavilion Rentals ¹		
Small (less than 400 sq. foot)	\$58.00	\$140.00 \$180.00
Medium (400 - 900 sq. foot)	\$84.00	\$190.00 \$240.00
Large (greater than 900 sq. foot)	\$84.00	\$225.00 \$280.00
Corporate	\$215.00	\$300.00
Corporate Shelter and Area Rental (up to 7,000 people)	\$728.00	\$6,000.00
Outdoor Weddings ²	\$105.00	\$1,250.00
Pelican Island Chickees	\$321.00	\$642.00
Open Area Rentals		
Up to 75 People	\$100.00	\$110.00 \$140.00
75-150 People	\$126.00	\$135.00 \$170.00
151-250 People	\$273.00	\$280.00 \$350.00
251-500 People	\$389.00	\$400.00 \$500.00
501-1000 People	\$620.00	\$630.00 \$790.00
1001-1500 People	\$850.00	\$860.00 \$1,080.00
1501-2000 People	\$1,082.00	\$1,100.00 \$1,380.00
Additional Increments of 500 People	\$273.00	\$280.00 \$350.00
Designated Picnic Areas	\$50.00	\$273.00
Decks	\$195.00	\$250.00
Special Event Areas - Amelia & HARP (per day)	\$3,000.00	\$3,500.00

GENERAL PARK OPERATIONS (CORE SERVICES)	Adopted Range	
FACILITY RENTALS (continued)	Minimum	Maximum
Crandon Park Rentals		
Cabana Rental (per day)	\$50.00	\$300.00
Cabana Rental (per month)	\$300.00	\$600.00
Cabana Clean-Up Deposit (non-taxable)	\$150.00	\$150.00
Cabana Key Deposit (non-taxable)	\$50.00	\$50.00
Cabana Lottery Fee, Non-refundable	\$50.00	\$50.00
Carousel Rental - 1 hour	\$165.00	\$165.00
Carousel Rental (additional hour)	\$100.00	\$100.00
Carousel Rental Tickets (per ticket)	\$0.93	\$7.00
Roller Rink Rental - (2 hour minimum)	\$275.00	\$275.00
Gardens Limited Access	\$184.00	\$588.00
Gardens Non-refundable Reservation Fee	\$115.00	\$115.00
Catering Tent Set-up & Overnight Storage	\$173.00	\$588.00

NOTES (Facility Rentals):

(1) Customers receive a full refund minus \$26 cancellation fee for cancellations made 14 days prior to rental date. No refunds for cancellations made 13 days or less prior to rental date. Division managers can override policy after verifying extenuating circumstances.

(2) Where specific rates do not apply.

- The Director may authorize a clean-up deposit of up to 50% of fee.

ATTACHMENT K

GENERAL PARK OPERATIONS (CORE SERVICES)	Adopted Range	
ATHLETIC FIELD & COURT RENTALS ¹	Minimum	Maximum
Baseball / Softball		
Field Rental (2 hour minimum)	\$50.00	\$70.00
Each Additional Hour	\$25.00	\$40.00
CBO Rental (2 hour minimum)	\$25.00	\$60.00
Each Additional Hour	\$12.00	\$30.00
Self-Organized Leagues (per game)	\$25.00	\$40.00
County Organized Leagues (per season)	\$478.13	\$613.80
League Protest	\$55.00	\$55.00
Football, Soccer, Lacrosse, or Cricket		
Field Rental (2 hour minimum)	\$60.00	\$120.00
Each Additional Hour	\$30.00	\$60.00
Enhanced Field Rental Surcharge (2 hour minimum)	\$20.00	\$110.00
Each Additional Hour	\$10.00	\$60.00
CBO Rental (2 hour minimum)	\$25.00	\$60.00
Each Additional Hour	\$12.00	\$30.00
Night Time Use - Light Fee (2 hour minimum)	\$20.00	\$50.00
Each Additional Hour	\$10.00	\$25.00
Enhanced Field Prep	\$20.00	\$50.00
Stadium Fees		
High School Soccer, Lacrosse, Rugby with Approximate Seating Capacity of 3,000 People (per game, up to 4 hours)	\$220.00	\$585.00
High School Football with Approximate Seating Capacity of 3,000 People (per game, up to 4 hours)	\$440.00	\$1,025.00
Stadium Field Rentals with Approximate Seating Capacity of 3,000 People (per game, up to 4 hours)	\$850.00	\$1,050.00
High School Soccer, Lacrosse, Rugby with Approximate Seating Capacity of 6,000 People (per game, up to 4 hours)	\$250.00	\$590.00
Stadium Field Rentals with Approximate Seating Capacity of 6,000 People (per game, up to 4 hours)	\$1,700.00	\$2,100.00
High School Football with Approximate Seating Capacity of 6,000 People (per game, up to 4 hours)	\$880.00	\$1,200.00
Clean up Deposit (non-taxable)	\$165.00	\$165.00
Soccer Park Fees		
Field Rental (2 hour minimum)	\$74.00	\$90.00
Each Additional Hour	\$30.00	\$50.00
CBO Youth Tournament (per field, per day)	\$85.00	\$130.00

ATTACHMENT K

GENERAL PARK OPERATIONS (CORE SERVICES)	Adopted Range	
ATHLETIC FIELD & COURT RENTALS (continued) ¹	Minimum	Maximum
Tennis Court Fees		
Clay Court (per hour, per person)	\$2.80	\$12.00
Hard Court (per hour, per person)	\$1.87	\$15.00
Tennis Stadium (per hour, per person)	\$9.35	\$25.00
League and Tournament (per hour, per person)	\$1.87	\$15.00
Tennis Stadium League (per hour, per person)	\$32.71	\$41.12
Night Time Use - Light Fee (per hour, per person)	\$2.00	\$10.00
Ball Machine (per 1/2 hour, plus court fees)	\$2.80	\$10.00
Tennis Court Annual Pass	\$50.00	\$500.00
Tennis Court Deposit/Cancellation Fee	\$26.00	\$26.00
Racket Rental Fee (Per Session)	\$2.50	\$15.00
Racket Servicing Fee (Per Session)	\$2.50	\$50.00
Basketball Court (per hour)	\$25.00	\$25.00
Skate Court (per person, per day)	\$1.87	\$1.87
Racquetball Court (per hour)	\$0.93	\$3.27
Track & Field		
Practice with Lights (2 hours)	\$290.00	\$300.00
Practice without Lights (2 hours)	\$32.00	\$40.00
Track Meet with Lights (4 hours):		
Small: 1 –2 teams	\$800.00	\$825.00
Medium: 3 – 4 teams	\$865.00	\$880.00
Large: 5 or more teams	\$1,075.00	\$1,100.00
Track Meet without Lights (4 hours):		
Small: 1 –2 teams	\$140.00	\$150.00
Medium: 3 – 4 teams	\$205.00	\$215.00
Large: 5 or more teams	\$415.00	\$425.00
Cross Country Meet		
Cross country meet (per school)	\$20.00	\$50.00
Cross Country Participant fee (per participant)	\$2.00	\$10.00

NOTES (Athletic Fields and Courts):

(1) Customers receive a full refund minus \$26 cancellation fee for cancellations made 14 days prior to rental date. No refunds for cancellations made 13 days or less prior to rental date. Division managers can override policy after verifying extenuating circumstances.

SPECIALTY OPERATIONS

(VALUE-ADDED SERVICES)

ATTACHMENT K

SPECIALTY OPERATIONS (VALUE ADDED SERVICES)	Adopted Range	
CAMPGROUNDS & CAMPSITES ¹	Minimum	Maximum
Cabin / Facility Rentals ²		
Cabin (per night, up to 25 people)	\$195.00	\$800.00
Cabin Clean-up Deposit (non-taxable)	\$125.00	\$350.00
Lodge / Dining Hall / Kitchen (3 hour minimum)	\$125.00	\$330.00
Additional Hour	\$25.00	\$110.00
Lodge Clean-up Deposit (non-taxable)	\$50.00	\$350.00
Additional Room Rental (per day)	\$50.00	\$100.00
Late Check Out (per hour)	\$160.00	\$160.00
Reservation Deposit	\$125.00	\$800.00
Private Quarters (per night)	\$50.00	\$250.00
Larry and Penny Thompson Campground		
Improved Campsites		
Daily	\$30.00	\$80.00
Weekly	\$170.00	\$450.00
Monthly	\$500.00	\$1,500.00
Individual Tent Site (per night, 4 person maximum)	\$15.00	\$50.00
Individual Tent Site Each Additional Person (per night)	\$1.00	\$2.00
Lake Admissions Fees		
Youth Admission (3 to 17 years old)	\$1.87	\$2.80
General Admission (18 and over)	\$2.80	\$3.74
Water Slide Admissions Fees		
Youth Admission (3 to 17 years old)	\$3.74	\$4.67
General Admission (18 and over)	\$5.61	\$7.48
Larry & Penny Miscellaneous Fees		
Overflow (per day)	\$15.00	\$20.00
Service fee (pump-out)	\$10.00	\$15.00
Vehicle Storage (per day)	\$6.00	\$25.00
Vehicle Storage (per week)	\$17.00	\$75.00
Camper Storage (per month)	\$65.00	\$250.00
Miscellaneous Fees		
Group Tent Site (per person, per night) ³	\$5.00	\$20.00
Camp Fire Circle	\$28.00	\$85.00
Camp OB Swimming Pool	\$200.00	\$250.00
Camp OB Open Space Day Rental	\$100.00	\$750.00
Camp OB Wedding Rental	\$300.00	\$3,000.00
Camp OB Caterer Fee (per person)	\$1.00	\$20.00
Entertainment Rental	\$30.00	\$500.00
Hayride (per hour, 1 hour minimum)	\$110.00	\$140.00
Fans (per night, per fan)	\$10.00	\$13.00
Podium Rental (per day)	\$50.00	\$65.00

ATTACHMENT K

SPECIALTY OPERATIONS (VALUE ADDED SERVICES)	Adopted Range	
CAMPGROUNDS & CAMPSITES (continued)	Minimum	Maximum
Miscellaneous Fees (continued)		
Horse Ring (per day)	\$25.00	\$30.00
Tent and Horse Ring Clean-up Deposit (non-taxable)	\$10.00	\$10.00
Cancellation Fee	\$30.00	\$30.00

<p>NOTES (Campgrounds and Campsites):</p> <p>(1) Campground Manager reserves the authority to negotiate from these rates. Fees for group sales packages, customized activities, tours, events, and encounters may vary with approval of the Director.</p> <p>(2) Reservation Deposit up to 25% of the rental fee may be required.</p> <p>(3) Available by reservation only for group event camping.</p>
--

SPECIALTY OPERATIONS (VALUE ADDED SERVICES)	Adopted Range	
COMMUNITY HEALTH AND FITNESS CENTER	Minimum	Maximum
Classes		
Exercise Training Classes	\$10.00	\$100.00
Facility Use Pass		
Daily Pass	\$5.00	\$20.00
Monthly Pass	\$25.00	\$75.00
Registration Fee	\$40.00	\$60.00

ATTACHMENT K

SPECIALTY OPERATIONS (VALUE ADDED SERVICES)	Adopted Range	
GOLF COURSE FEES	Minimum	Maximum
9 Holes		
Greens Fees ¹	\$3.00	\$125.00
Golf Cart (1/2 cart)	\$4.00	\$20.00
Annual Pass ²	\$150.00	\$1,400.00
Weekday Only Annual Pass ²	\$400.00	\$1,100.00
18 Holes		
Greens Fees ¹	\$3.00	\$275.00
Golf Cart (1/2 cart)	\$13.00	\$75.00
Annual Pass ²	\$400.00	\$3,700.00
Weekday Only Annual Pass ²	\$400.00	\$2,500.00
Corporate Annual Pass ²	\$8,160.00	\$10,000.00
Community Room Rental		
Up to 50 people (2 hour minimum)	\$120.00 \$200.00	\$200.00 \$300.00
Up to 50 people (each additional hour)	\$50.00 \$80.00	\$80.00 \$130.00
Over 50 people (2 hour minimum)	\$230.00 \$350.00	\$350.00 \$400.00
Over 50 people (each additional hour)	\$85.00 \$100.00	\$100.00 \$150.00
Deck Rental		
Deck Area (2 hour minimum)	\$55.00	\$150.00
Deck Area (each additional hour)	\$30.00	\$90.00
Deck Rental Deposit (non-taxable)	\$120.00	\$200.00
Miscellaneous		
<u>Cancellation Fee (percentage of applicable Greens Fees)</u>	<u>50%</u>	<u>50%</u>
Mini Golf	\$2.00	\$10.00
Pull carts	\$2.00	\$7.00
Club Rental (per bag of clubs)	\$6.00	\$70.00
USGA Handicap Service fee	\$15.00	\$40.00
Trail fees (for current patrons only)	\$12.00	\$20.00
Patron Card	\$45.00	\$295.00
Platinum Key Card	\$1,000.00	\$2,500.00
Range/Short Game/Practice Course	\$1.00	\$10.00
Driving Range Bucket (Small)	\$1.00	\$15.00
Driving Range Bucket (Large)	\$1.00	\$15.00
Driving Range Pass ³	\$25.00	\$2,400.00

<p>NOTES (Golf):</p> <p>(1) Military Discounts – With the exception of Crandon Golf, PROS golf facilities offer a 50% discount on weekday greens fees and a 25% discount on weekend greens fees.</p> <p>(2) Annual Passes are for renewals only – new annual passes are no longer issued.</p> <p>(3) Fees based on length of pass for up to one year.</p> <ul style="list-style-type: none"> • All times and rates are variable and determined by market conditions with approval by the Director.
--

ATTACHMENT K

SPECIALTY OPERATIONS (VALUE ADDED SERVICES)	Adopted Range	
RECREATION PROGRAMS & SERVICES (non-taxable)	Minimum	Maximum
MARINA FEES		
Wet Slips		
Annual Contract (per boat foot, per month) ¹	\$11.10	\$50.00
Daily Transient (per boat foot, per day)	\$1.00	\$8.00
Monthly Transient (per boat foot, per month)	\$16.43	\$75.00
Daily Transient electrical charges	\$2.00	\$40.00
Charter Annual Contract (per month) ¹	\$500.00	\$900.00
Charter Monthly Transient	\$750.00	\$750.00
Commercial Annual Contract (per month)	\$500.00	\$2,000.00
Commercial Monthly Transient	\$750.00	\$3,000.00
Additional/Replacement Wet Slip/Mooring Patron Parking Decal (limit 1 per boat)	\$25.00	\$75.00
Moorings		
Annual Contract (per month) ¹	\$150.00	\$500.00
Monthly Transient (per boat foot, per month)	\$15.00	\$350.00
Daily Transient (per boat foot, per day)	\$20.00	\$75.00
Trailer Dry Storage		
Annual Contract (per month, up to 30 feet) ¹	\$150.00	\$1,000.00
Each additional foot in excess of 30 feet (per month)	\$10.00	\$20.00
Daily Transient	\$24.00	\$100.00
Weekly Transient	\$60.00	\$200.00
Monthly Transient	\$200.00	\$5,000.00
Launching Fees		
Car, Truck, SUV Boat Launch	\$10.00	\$30.00
Annual Permit	\$165.00	\$350.00
Annual Permit Replacement Fee	\$25.00	\$50.00
Annual Permit, Senior Rate	\$110.00	\$200.00
Annual Permit, Qualifying Disabled Veteran ²	Fee Waived	Fee Waived
Kayak/Canoe/Paddle Board Fee	\$6.00	\$15.00
Landing Fees		
Landing Fees (per foot)	\$1.00	\$10.00
Electricity Fee		
30 AMP Service - per day	\$3.00	\$10.00
50 AMP Service - per day	\$10.00	\$20.00
100 AMP Service - per day	\$12.00	\$22.50

SPECIALTY OPERATIONS (VALUE ADDED SERVICES)	Adopted Range	
	Minimum	Maximum
MARINA FEES (continued)		
Miscellaneous Fees		
Key Deposit (non-taxable)	\$50.00	\$100.00
Replacement Key	\$5.00	\$100.00
Pelican Skipper Charter, per hour	\$250.00	\$500.00
Pelican Island Transportation	\$1.00	\$10.00
Pelican Island Educational Fee	\$5.00	\$10.00
Pelican Island Sunset Cruise	\$10.00	\$100.00
Marina Access Service Fee	\$25.00	\$200.00
Office Support Services - faxes, copies, etc. (per page)	\$0.50	\$20.00
Emergency Service Fee	\$75.00	\$200.00
Boat Dock/Storage Clean Up Fee	\$100	\$200.00

NOTES (Marinas):

(1) Annual Contracts may require a security deposit equal to 2 months dockage.

- Annual Permits are valid at all County Marinas. Annual Boat Ramp Permits are not valid for parking only.
- Park guests with a valid disabled parking decal are allowed free parking not boat launching.
- Rates fluctuate depending on availability and other market conditions.

Rates apply to boat foot or slip foot whichever is greater.

(2) Available to qualifying Miami-Dade County residents. Boat pass is valid for a renewable three-year term, and is issued against a vehicle registered to the Disabled Veteran. Per Resolution R-376-22, a Qualifying Disabled Veteran is an individual who (1) served in the U.S. Armed Forces (i.e., the Army, Marine Corps, Navy, Air Force, Coast Guard, Space Force, Army National Guard, Army Reserve, Marine Corp Reserve, Navy Reserve, Air National Guard, Air Force Reserve, and Coast Guard Reserve); (2) was not punitively discharged from the U.S. Armed Forces, in the case of enlisted personnel, or dismissed in the case of commissioned officers; and (3) has a service-connected disability or a disability that was aggravated by active duty, or is receiving compensation in accordance with the laws provided by the United States Department of Veteran's Affairs.

ATTACHMENT K

SPECIALTY OPERATIONS (VALUE ADDED SERVICES)	Adopted Range	
RONALD REAGAN EQUESTRIAN CENTER FEES	Minimum	Maximum
Area Rentals (per day)		
Grass Course	\$195.00	\$415.00
Covered Arena – Show	\$660.00	\$880.00
Covered Arenas - Special Events	\$2,000.00	\$3,850.00
Rental Deposit - (per day, per show)	\$110.00	\$110.00
Stall Rental	\$6.00	\$15.00
Ring Lighting (2 hour minimum)	\$70.00	\$70.00
Ring Lighting (additional hour)	\$25.00	\$25.00
RV Hook-up (per day)	\$15.00	\$20.00
Vendor Fee	\$45.00	\$45.00
Miscellaneous Fees		
Concession (per day)	\$165.00	\$165.00
Open Ride Session (up to 3 hours, per horse)	\$15.00	\$15.00
Jumps (each, per day)	\$15.00	\$15.00
Jumps (complete course, per day)	\$165.00	\$165.00
Jump set-out / tear-down	\$140.00	\$195.00
Packing / Unpacking of Ring Surface	\$660.00	\$660.00
Hurricane Stall Reservation (non-refundable, per stall, per year)	\$20.00	\$20.00

ATTACHMENT K

SPECIALTY OPERATIONS (VALUE ADDED SERVICES)	Adopted Range	
RECREATION PROGRAMS & SERVICES (non-taxable)	Minimum	Maximum
TRAIL GLADES RANGE FEES		
Pistol, Rifle & Archery Range Admission (per person):		
General Admission (per 3 hours, 18 and over)	\$9.00	\$15.00
Junior Admission (per 3 hours, 10 to 17 years old)	\$5.00	\$8.00
Rentals		
Main Range Rental (per hour)	\$85.00	\$175.00
Practical Range Rental: (2 hour minimum)	\$50.00	\$80.00
Trap/Skeet Field Rental (per 3 hours)	\$125.00	\$250.00
Trap/Skeet Field Rental (each additional hour)	\$40.00	\$85.00
<u>Archery Range Rental (per hour)</u>	<u>\$85.00</u>	<u>\$175.00</u>
R.V. Site Rental: (per day)	\$15.00	\$20.00
Classroom Rental: (per hour)	\$11.00	\$50.00
Shotgun Rentals (per rifle)	\$13.00	\$20.00
<u>Bow Rental</u>	<u>\$10.00</u>	<u>\$30.00</u>
<u>Arrow Rental (per arrow – 5 arrows)</u>	<u>\$1.00</u>	<u>\$5.00</u>
<u>Lost/Damaged Arrow Fee</u>	<u>\$3.00</u>	<u>\$10.00</u>
Miscellaneous Fees		
Targets (per target)	\$1.00	\$2.00
Trap/Skeet Round (per round=25 targets):	\$5.00	\$12.00
Trap/Skeet Club Tournament Fee (per hundred))	\$20.00	\$25.00
Surcharge for Skeet Development (per round)	\$0.25	\$2.00
Educational Classes (each class, per person)	\$1.00	\$15.00
Educational Courses (per person, per course)	\$25.00	\$100.00

ATTACHMENT K

SPECIALTY OPERATIONS (VALUE ADDED SERVICES)	Adopted Range	
CHARLES DEERING ESTATE AT CUTLER	Minimum	Maximum
Gate Admissions		
General Admission	\$11.21	\$18.70
Youth Admission (4 to 14 years old)	\$6.54	\$14.02
Tours		
General	\$14.02	\$250.00
Youth (4 to 14 years old)	\$14.02	\$75.00
Film/ T.V./ Video Shoots		
Grounds Only (8 AM - 6 PM) (per day)	\$2,000.00	\$5,000.00
Buildings Only (8 AM - 6 PM) (per day)	\$2,150.00	\$5,000.00
Each Additional Hour for Grounds and Buildings	\$200.00	\$750.00
Still Photo Shoots		
Grounds Only (8 AM - 6 PM) (per day)	\$800.00	\$3,000.00
Buildings Only (8 AM - 6 PM) (per day)	\$1,150.00	\$3,000.00
Each Additional Hour for Grounds and Buildings	\$100.00	\$300.00
Non-Commercial Photo Shoots Weekdays (10 AM - 5 PM)	\$60.00	\$300.00
Building Rentals		
Stone House		
First Floor and Designated Grounds (up to 125 people)		
Evening Events (5 PM to midnight)	\$4,600.00	\$10,000.00
Each Additional Hour (2 hour maximum)	\$500.00	\$1,500.00
Each Additional Person (126 up to 250)	\$9.50	\$35.00
Ballroom Only (daytime meetings)	\$1,400.00	\$5,000.00
Library Only (daytime meetings)	\$1,100.00	\$2,500.00
Wine Cellar Only	\$400.00	\$1,500.00
Yellow Room (available only as an add on to Stone House rental)	\$400.00	\$1,500.00
Richmond Inn (8 AM - 6 PM)		
Dining and Breakfast Room	\$1,000.00	\$3,000.00
First Floor Front Room (#101 or #102) & Verandah	\$600.00	\$1,000.00
Second Floor Front Room (#201 or #203) & Verandah	\$650.00	\$1,000.00
First Floor All Rooms & Verandahs	\$1,400.00	\$3,000.00
Stone House (First Floor) and Richmond Inn (First Floor)	\$5,000.00	\$10,000.00
Weeks / Wulf Property (10,500 sf Research Facility/Atrium)		
First Floor and Designated Grounds (up to 125 people)		
Day or Evening Events (8 to 5; 5 to Midnight)	\$750.00	\$3,000.00
Each Additional Hour	\$150.00	\$450.00
Overnight Stay - Per Person/Per Night	\$140.00	\$450.00
Cleaning Fee	\$250.00	\$1,500.00

SPECIALTY OPERATIONS (VALUE ADDED SERVICES)	Adopted Range	
	Minimum	Maximum
CHARLES DEERING ESTATE AT CUTLER (continued)		
Deering Point/C-100		
Picnic Complex - Day/Evening - Flat rate	\$200.00	\$1,000.00
Parking Lot rental -Day/Evening - Flat Rate	\$300.00	\$1,500.00
Trailhead Visitor Center:		
Exhibit Room	\$600.00	\$2,500.00
Auditorium	\$700.00	\$3,000.00
Miscellaneous Rentals		
Ground Area Rental (up to 150 people) (5 PM – 11 PM)	\$1,500.00	\$5,000.00
Garden Area Rental (up to 125 people) (3 hours)	\$700.00	\$5,000.00
Children’s Party (up to 20 people basic rate) (3 hours)	\$450.00	\$1,500.00
Each Additional Hour of Children’s Party	\$100.00	\$450.00
Each Additional Person for Grounds, Gardens, and Children’s Rental	\$9.50	\$35.00
Table Rental (per table)	\$7.00	\$25.00
Chair Rental (per chair)	\$1.00	\$8.00
Table Linens (per table)	\$7.00	\$25.00
Stewardship Fee	\$250.00	\$1,500.00
Nature, History and Archeology Camp (non-taxable, per week)	\$188.00	\$900.00
Extended Camp (per day)	\$15.00	\$40.00
One Day Camp (per day)	\$40.00	\$250.00
Miscellaneous Fees		
Catering & Equipment Permit (per person)	\$5.00	\$25.00
Catering & Equipment Permit (per hour)	\$100.00	\$300.00
Laptop/Projector Rental (equipment only, per hour)	\$100.00	\$300.00
Canoe or Kayak Rental (per hour)	\$10.00	\$40.00
Stroller Rental	\$9.35	\$9.35
Wheelchair Rental	\$7.48	\$7.48
ECV (electric wheelchair) Rental	\$28.04	\$28.04
Binocular Rentals	\$4.67	\$4.67
Bike Helmet, Naturalist Back Pack, or Virtual Tour Equipment	\$15.00	\$15.00
Interpretive Guide/Program (cost per hour; 2 hour minimum)	\$50.00	\$100.00
Outreach Program (4 hours)	\$450.00	\$1,000.00

NOTES (Charles Deering):

- Charles Deering Estate Director reserves the authority to negotiate from these rates when the group exceeds 250 people. Fees for group sales packages, customized activities, tours, events, and encounters may vary with approval by the Director.
- Military Discount (A): 25% discount on Annual Entrance Passes for active duty and honorably discharged veterans of the United States Armed Forces, National Guard or reserve units of the U.S. Armed Forces or National Guard.
- Military Discount (B): Free lifetime military entrance passes for honorably discharged United States veterans who have service-connected disabilities. Lifetime Military Entrance Pass holders are required to obtain a replacement pass upon expiration of their current pass. Lifetime Military Entrance Passes may have an expiration date of up to five years from the date of issuance. Satisfactory written documentation to prove eligibility for a replacement Lifetime Military Entrance Pass includes the existing Lifetime Military Entrance Pass and personal identification (i.e.: driver license, etc.).

ATTACHMENT K

SPECIALTY OPERATIONS (VALUE ADDED SERVICES)	Adopted Range	
	Minimum	Maximum
ECO-ADVENTURES		
Tours (per person)		
Tours (per person)	\$1.87	\$200.00
Canoe / Kayak Rentals (per vessel, per hour)	\$20.56	\$28.04
Nature / Educational Program (per person/class)	\$6.00	\$30.00
REDLAND FRUIT & SPICE PARK		
Admission Fees		
General Admission (12 and over)	\$7.48	\$18.00
Youth Admission (6 to 11 years old)	\$1.87	\$14.00
Annual Pass	\$50.00	\$125.00
Classes and Lectures		
Adult Classes and Lectures	\$10.00	\$75.00
Child Classes and Lectures (per child)	\$7.00	\$20.00
Child Classes and Lectures (each extra adult)	\$8.00	\$20.00
Tours		
School Tour (children 12-16, per person)	\$3.00	\$10.00
School Tour (children under 12, per person)	\$2.00	\$10.00
Local Tour (outside of the park) 3 hours	\$30.00	\$40.00
Out of County Tour (per person)	\$45.00	\$60.00
Event Fees		
Park Festival Rental (2 day event)	\$3,500	\$10,000.00
Special Event Fee (per person)	\$1.00	\$18.00
Daytime Event (10 AM – 4 PM, up to 125 people)	\$1,450.00	\$2,500.00
Evening Event (5 PM – Midnight, up to 125 people)	\$2,300.00	\$3,600.00
Additional per person charge (126 up to 250 people)	\$8.00	\$15.00
Security (per guard, per hour, 4 hour minimum)	\$30.00	\$40.00
Caterer fee per person	\$3.00	\$4.00
Building Rental		
Community Room (3 hour minimum)	\$100.00	\$300.00
Community Room (additional hour)	\$42.00	\$55.00
Special Event		
10 X 10 Space	\$140.00	\$750.00
Educational (non-commercial) Vendor	\$1.00	\$2.00

ATTACHMENT K

SPECIALTY OPERATIONS (VALUE ADDED SERVICES)	Adopted Range	
	Minimum	Maximum
ZOO MIAMI		
General Admission (ages 13 and older)	\$19.95	\$29.95
Youth Admission (ages 3 to 12)	\$15.95	\$25.95
Tram Tours		
Tram (per person)	\$4.95	\$9.95
Tram – Private Tour	\$175.00	\$400.00
Special Tours		
Behind the Scenes Tour (per person, 2 person minimum)	\$65.95	\$500.00
Zookeeper for a Day	\$150.00	\$300.00
Wildlife Cart Tour (per hour, 2 hour minimum)	\$44.95	\$150.00
Rentals		
Site Rentals		
Building & Plaza – evening rate (4 hour minimum, up to 100 people)	\$2,900.00	\$6,000.00
Building & Plaza (additional hour)	\$350.00	\$1,500.00
Plaza only – evening flat rate (4 hours)	\$2,400.00	\$4,150.00
Plaza only (additional hour)	\$300.00	\$650.00
Building and/or Plaza - (each additional person over 100)	\$10.00	\$10.00
Other Facilities		
Carousel – evening rate for 2 hours	\$150.00	\$300.00
Open Shelter/Area – daytime (per hour, 2 hour minimum)	\$25.00	\$75.00
Air Conditioned Room – daytime (per hour, 2 hour minimum)	\$50.00	\$150.00
Picnic Complex – daytime flat rate	\$200.00	\$1,000.00
Picnic Complex – after 3 PM (per hour)	\$100.00	\$500.00
Table Rental (per table)	\$7.00	\$10.00
Chair Rental (per chair)	\$1.00	\$3.00
Florida Field – special event rate (up to 4,500 people)	\$4,500.00	\$4,500.00
Florida Field – each additional person over 4,500 (in addition to fee for other area)	\$1.00	\$1.00
Overflow Parking Lot – daily flat rate	\$500.00	\$2,000.00
Other Fees		
Rides and Animal Encounter (per person)	\$1.87	\$14.02 \$55.00
Character Meet and Greet (per group)	\$75.00	\$300.00
Animal Meet and Greet (per group)	\$100.00	\$500.00 \$2,000.00
Program Fee	\$2.00	\$10.00
Safari Cycles (per hour)	\$10.28	\$25.00 \$35.00
Stroller Rental	\$7.48	\$11.21
Wagon Rental	\$10.28	\$11.21
Wheelchair Rental	\$7.48	\$9.35
ECV (electric wheelchair) Rental	\$28.04	\$32.71 \$45.00
Binocular Rentals	\$4.67	\$4.67
Catering Fee (per person, when outside caterer is used)	\$2.00	\$4.00

SPECIALTY OPERATIONS (VALUE ADDED SERVICES)	Adopted Range	
	Minimum	Maximum
ZOO MIAMI (continued)		
Other Fees (CONTINUED)		
Commercial Product Sampling – daily flat rate	\$700.00	\$700.00 \$2,000.00
Commercial Still Photo Shoots – (up to 8 hours)	\$750.00	\$750.00 \$2,500.00
Commercial Still Photo Shoots – each additional hour	\$150.00	\$150.00
Commercial Film / TV / Video Shoots – (up to 8 hours)	\$1,000.00	\$1,000.00 \$10,000.00
Commercial Film / TV / Video Shoots – each additional hour	\$200.00	\$200.00 \$2,000.00

<p>NOTES (Zoo Miami):</p> <ul style="list-style-type: none"> • Military Discount (A): 25% discount on Annual Entrance Passes for active duty and honorably discharged veterans of the United States Armed Forces, National Guard or reserve units of the U.S. Armed Forces or National Guard. • Military Discount (B): Free lifetime military entrance passes for honorably discharged United States veterans who have service-connected disabilities. Lifetime Military Entrance Pass holders are required to obtain a replacement pass upon expiration of their current pass. Lifetime Military Entrance Passes may have an expiration date of up to five years from the date of issuance. Satisfactory written documentation to prove eligibility for a replacement Lifetime Military Entrance Pass includes the existing Lifetime Military Entrance Pass and personal identification (i.e.: driver license, etc.). • 50% discount on child and general admission valid for up to six people. • Buy one get one free admission in August, Military Appreciation Month. • Other discounts may be offered as part of promotional activities with approval by the Director. Zoo Miami reserves the authority to offer a free day or time period. • Zoo Miami may reduce operating hours on select days as a cost savings measure. • Zoo Miami reserves the authority to negotiate from these rates when the group exceeds 500 people. Fees for group sales packages, customized activities, tours, events, and encounters may vary with approval by the Director. • Fees for daytime activities and rentals at Zoo Miami are in addition to the zoo admission.

ATTACHMENT K

SPECIALTY OPERATIONS (VALUE ADDED SERVICES)	Adopted Range	
REVIEW FEES & TECHNICAL SERVICES	Minimum	Maximum
Plat Committee		
Tentative Plats	\$250.00	\$250.00
Waiver of Plat	\$150.00	\$150.00
Entry Feature, access landscaping	\$187.50	\$187.50
Decorative Wall, landscaping, maintenance	\$125.00	\$125.00
Tentative Plats, revisions	\$75.00	\$75.00
Waiver of Plat, revisions	\$50.00	\$50.00
Zoning Applications		
Residential > 250 units	\$625.00	\$625.00
Residential 50-250 units	\$375.00	\$375.00
Residential < 50 units	\$125.00	\$125.00
Non-Residential	\$250.00	\$250.00
Non-Residential, revisions	\$125.00	\$125.00
Zoning Applications, Expedited (1-week turn-around)		
Residential > 250 units	\$937.50	\$937.50
Residential 50-250 units	\$562.50	\$562.50
Residential < 50 units	\$187.50	\$187.50
Non-Residential	\$375.00	\$375.00
Non-Residential, revisions	\$187.50	\$187.50
Shoreline Committee		
Residential/Non-Residential	\$250.00	\$250.00
Other Technical Services		
Technical Service Fee (per hour)	\$150.00	\$150.00

ATTACHMENT K

SPECIALTY OPERATIONS (VALUE ADDED SERVICES)	Adopted Range	
OTHER FEES	Minimum	Maximum
Film - All Other Areas		
Early / Late Gate Opening (per hour)	\$40.00	\$50.00
Commercial, Video or Feature at Crandon (base fee)	\$700.00	\$700.00
Commercial, Video or Feature at all other parks (base fee)	\$300.00	\$300.00
Prop Rental (per item)	\$50.00	\$550.00
Park Building Rental (interior)	\$550.00	\$550.00
Vehicle Parking on Crandon Beach Road (per vehicle)	\$20.00	\$20.00
Still Photography at Crandon (per day)	\$150.00	\$500.00
Still Photography at all other parks (per day)	\$140.00	\$173.00
Film/Still area fee (per area up to 10,000 square feet semi-exclusive use)	\$273.00	\$750.00
Marina boat ramp 1 pier and 2 ramps weekday	\$120.00	\$120.00
Amelia Earhart Farm	\$273.00	\$273.00
Closed access vehicle parking fee (outside of designated parking lot)	\$150.00	\$150.00
Utilities (electric, water)	\$25.00	\$50.00
Parking ^{1,2,3}		
Car / Truck / SUV / Motorcycle Parking (per day)	\$4.67	\$20.00
Car / Truck / SUV / Motorcycle Parking (per hour)	\$0.93	\$5.00
Bus / RV Parking (per day)	\$14.02	\$18.69
Haulover North Lot Parking Surcharge	\$0.93	\$0.93
Haulover Dog Park Parking	\$1.87	\$5.60
Annual Parking Permit	\$140.18	\$240.18
Commercial Parking Permit (per month)	\$60.00	\$60.00
Parking Permit Replacement	\$15.00	\$15.00
Special Events	\$1.50	\$50.00
Special Event & Equipment Rental		
Vendor Space 8' X 10' (per day)	\$45.00	\$75.00
Vendor Space 10' X 10' (per day)	\$70.00	\$120.00
Vendor Space 8' X 16' (per day)	\$90.00	\$150.00
Vendor Space 10' X 20' (per day)	\$140.00	\$224.00
Vendor Space (educational / non-commercial)	\$1.00	\$1.00
Special Event Admissions	\$6.00	\$50.00
Showmobile /Stages		
Large Showmobile - 27' X 16' (per day)	\$1,750.00	\$1,750.00
Medium Showmobile - 27' X 14' (per day)	\$1,400.00	\$1,400.00
Small Showmobile - 17' X 12' (per day)	\$910.00	\$910.00
Large Flat Open Stage - 24' X 40' (1st day)	\$790.00	\$790.00
Additional Days	\$220.00	\$220.00
Small Flat Open Stage - 16' X 16' (1st day)	\$650.00	\$650.00
Additional Days	\$150.00	\$150.00
4'x8' risers, (each, per day)	\$95.00	\$95.00

ATTACHMENT K

SPECIALTY OPERATIONS (VALUE ADDED SERVICES)	Adopted Range	
OTHER FEES (continued)	Minimum	Maximum
Bleachers		
300 Capacity Bleacher	\$1,210.00	\$1,210.00
250 Capacity Bleacher	\$1,065.00	\$1,065.00
Bleacher (additional day)	\$300.00	\$300.00
Audio Visual Equipment		
Large Sound System - 5000 people (per day)	\$3,100.00	\$3,100.00
Medium Sound System - 1500 people (per day)	\$1,900.00	\$1,900.00
Small Sound System - 300 people (per day)	\$900.00	\$900.00
Speaker and Microphone Systems	\$85.00	\$165.00
Anchor Podium	\$75.00	\$75.00
Conference Systems (up to 16 microphones)	\$750.00	\$750.00
Paging Systems	\$1,320.00	\$1,320.00
Miscellaneous Equipment		
Portable Generators (per day)	\$100.00	\$600.00
Portable Generators (per week)	\$275.00	\$900.00
Electrical Breakout Boxes	\$110.00	\$110.00
Light Tower (per day)	\$75.00	\$90.00
Light Tower (per week)	\$260.00	\$260.00
Light Tower Delivery & Pickup	\$100.00	\$100.00
French Barricades (each, per day)	\$11.00	\$11.00
Bounce House Rental (4 hour minimum)	\$140.00	\$140.00
Bounce House Each Additional Hour	\$35.00	\$35.00
Podium	\$55.00	\$55.00
Mobie Mats (50 feet roll) 1st Roll	\$250.00	\$250.00
Mobie Mats additional roll	\$50.00	\$50.00
Mobie Mat - additional day each roll	\$35.00	\$35.00
Dunk Tank (per day)	\$140.00	\$140.00
Miscellaneous Fees		
Party Vendor Registration	\$250.00	\$250.00
Animal Encounters and Rides (per person)	\$1.87	\$4.67
Pick-up/Drop-off Fee (per event)	\$150.00	\$150.00
Helicopter Landing Fees	\$250.00	\$250.00

NOTES (Other Fees):

- (1) Military Discounts – Military personnel stationed in Miami-Dade County are currently allowed to purchase resident annual parking permits by showing their military identification and proof of residency. Active duty personnel and veterans with service-connected disabilities are allowed free parking at PROS facilities.
- (2) Park guests with a valid disabled parking decal are allowed free parking.
- (3) Parking fees may only apply to Regional Parks or events of regional significance.

GENERAL NOTES:

- All fees are net of applicable taxes. Participation fees for recreational structured programs and deposits are exempt from State sales tax.
- Fees do not include reimbursements of direct expenses, which may be charged separately at cost.
- The Department, with Director approval, may:
 - Adjust fees within the approved ranges, to account for service location, site and facility conditions, amenities, seasonality, peak times, and market demand;
 - Offer promotions and discounts on a limited case-by-case basis deemed to be in the best interest of the Department, and which will not adversely or materially impact the Department's annual budget;
 - Create packages for customized programs, activities, tours, events, and encounters;
 - Negotiate fees with large groups; and,
 - Apply late fees to delinquent or past due accounts not to exceed 25% of the original fee.
- In accordance with Resolution No. R-1073-12 and any subsequent resolutions or state statutes, the Department offers Military Discounts.

STRATEGIC PHILOSOPHY:

The Department's fees are structured to ensure the community has affordable access to core services, while at the same time providing flexibility to change fees based on market conditions for value-added services.

Core Services (e.g., General camps, after school programs, learn to swim, disability services programs, open spaces, trails, etc.) are programs, services and facilities essential to the mission of the Department. These are basic parks and recreation services county residents expect and may generate revenue to recover some of the costs associated with the service.

Value Added Services (e.g., Marinas, golf courses, campgrounds, facility rentals, etc.) are discretionary programs, services and facilities that provide added value to the community. These services generate revenue which offset much or all the costs associated with the service.

I.O. No.: IO 4-42
Ordered: 9/~~28~~21/~~2021~~2023
Effective: 10/1/~~2021~~2023

**FEE SCHEDULE FOR REGULATORY AND ECONOMIC RESOURCES
(ENVIRONMENTAL RESOURCES MANAGEMENT SERVICES)**

AUTHORITY:

The Miami-Dade County Home Rule Charter including among others Sections 1.01 and 2.02A, Chapter 24 of the Code of Miami-Dade County, Chapter 403 of the Florida Statutes, and Chapter 62 of the Florida Administrative Code.

SUPERSEDES:

This Implementing Order (IO) supersedes IO 4-42, ordered September ~~19~~28, ~~2019~~2021 and effective October 1, ~~2019~~2021.

POLICY:

This IO establishes a schedule of fees to cover the cost of processing permits, reviewing plans, and establishes procedures for providing other services.

PROCEDURE:

The Director of the Department of Regulatory and Economic Resources shall be responsible for the collection of fees, accounting of revenue and delivery of services delineated in this IO.

FEE SCHEDULE:

The fee schedule adopted by this IO is attached hereto and made a part hereof.

This IO is hereby submitted to the Board of County Commissioners of Miami- Dade County, Florida.

Approved by the County Attorney
as to form and legal sufficiency.

MIAMI-DADE COUNTY
REGULATORY AND ECONOMIC RESOURCES
DEPARTMENT

Environmental Resources Management

FEE SCHEDULE

Effective: October 01, ~~2021~~2023

**MIAMI-DADE COUNTY
REGULATORY AND ECONOMIC RESOURCES**

INDEX

		<u>Page</u>
	<u>Plan Review Fees:</u>	
I.	Water Supply Facilities	1-2
II.	RER Permitted Sewage Treatment Facilities	2-4
III.	Building Permit Processing	4-5
IV.	Environmental Impact Reviews	6
V.	Variances, Appeals, Extensions of Time	6-8
VI.	Water Management and Natural Resources Permits	8-17
VII.	Tree Removal Permits	18-21
VIII.	Endangered Land Tax Exemption	21-22
IX.	Industrial Waste Plan Reviews	22
X.	Pollution Control Review Fees	22-25
XI.	Solid Waste Site Plan and Construction Permits Review	25-27
XII.	Air Pollution Facility Plan Reviews	27
XIII.	Storage Tank Plan Review	27-28
XIV.	Petroleum Plan Review	28
XV.	Miscellaneous Reviews	28-29
XVI.	After-the-Fact Plan Reviews	29
XVII.	Revisions of Previously Approved Plans	29
XVIII.	Revisions of Second Resubmittals	29
	<u>Operating Permits</u>	
I.	RER Package Potable Water Treatment Plants	30
II.	RER Package Sewage Treatment Plants	30
III.	Sewage Pump Stations	30

IV.	Grease Discharge (Fats, Oil & Grease)	30
V.	Private Gravity Sewers	31
VI.	Water Utilities	31
VII.	Sewer Utilities	31
VIII.	Resource Recovery and Management (Solid Waste) Disposal Facilities	31-36
IX.	Industrial Waste 2 - Reclaim Systems	36
X.	Industrial Waste 3 - Pretreatment	36
XI.	Industrial Waste Pretreatment - (IWP)	37
XII.	Industrial Waste 4 - Ground Discharges	37
XIII.	Hazardous Materials Storage and Transportation	37
XIV.	Industrial Waste 5 - Hazardous Materials/Waste Users/Generators	38-40
XV.	Industrial Waste 6 - Non-Residential Uses in Wellfield Areas	40
XVI.	Risk Based Corrective Action (RBCA) Closure	40
XVII.	Agricultural Waste 2	41
XVIII.	Agricultural Waste 3	41
XIX.	Agricultural Waste 4	41
XX.	Agricultural Waste 6	42
XXI.	Air Emissions	42-43
XXII.	Enforcement of Covenant Provisions	44
XXIII.	Boat Docking & Boat Storage Facilities	44
XXIV.	After-the-Fact Permits	44
XXV.	Performance Based Operating Permit	44-45
XXVI.	Previous Year's Unpaid Permit Fees	45
XXVII.	Recovery of Administrative Costs	45
XXVIII.	One-Time Two-Year Permit Extension Pursuant to Ordinance No. 10-14	46
XXIX.	RER Surcharge	46

MIAMI-DADE COUNTY
 REGULATORY AND ECONOMIC RESOURCES
 DEPARTMENT FEE SCHEDULE
 EFFECTIVE OCTOBER 01, 2019

PLAN REVIEW FEES

I. Water Supply Facilities

A. Community Water Supply (25 or more persons within their property limits), Review of Construction Drawings	
<u>Estimated Cost of Project Construction</u>	
\$0 to \$5,000	\$275
\$5,001 to \$10,000	\$340
\$10,001 to \$130,000	\$265 + \$5 per \$1,000 of cost in excess of \$10,000
Over \$130,000	\$940
B. Non-Community Water Supply	
1. 25 persons or less	\$380
2. More than 25 persons	\$440
C. Well Construction Permits (South Florida Water Management District)	
1. Public supply wells less than 6" in diameter	\$125
2. Public supply well 6" or more in diameter	\$110
3. Non-public supply wells 6" or more in diameter	\$55
4. Agricultural use wells (general permit application)	\$105
D. Water Main Extension Review	
1. Land based:	
Gravity or force mains	
Less than 500 feet	\$115
500 feet or more	\$115 + \$0.14 per foot in excess of 500 feet
E. Potable Water Well Sampling (sample collection by RER)	
1. Bacteriological test (total & fecal coliform analyses)	\$50

- 2. Physical/Chemical test (iron, color, turbidity and pH) \$60
- 3. Bacteriological and Physical/Chemical Test (1 & 2 above) \$80
- F. Homeowner's Water Supply for dissolved Lead (sample collection by owner) \$50

II. RER - Permitted Sewage Treatment Facilities

- A. New and Interim Sewage Treatment Facilities \$1,150
 Review of Design and Construction Drawings and renewals \$5,000
- B. Modification to Sewage Treatment Facility

Project Cost ¹	
\$0 - \$5,000	\$240
\$5,001 - \$10,000	\$520
\$10,001 - \$130,000	\$520 + \$4 per 1,000 of cost in excess of \$10,000
Over \$130,000	\$1,000

~~C. Sewer Main Extension Review of Construction Drawings Building and Sanitary Sewer Review, including construction and certification plans and reports~~

- ~~1. a. Land based:

 - ~~Gravity or force mains \$390~~
 - ~~Lift stations (each) \$250~~~~
- ~~b. Marinas:

 - ~~Less than 50 slips \$85~~
 - ~~50 slips or more \$~~~~
- ~~Resubmittal fee for Land based or Marinas:- 50% of original fee
(applies to second resubmittal and thereafter)~~

	Standard	Expedited*
<u>1. Less than 5 sheets – each review</u>	<u>\$450</u>	<u>\$1,000</u>
<u>2. Less than 10 sheets – each review</u>	<u>\$900</u>	<u>\$2,400</u>
<u>3. Less than 20 sheets – each review</u>	<u>\$1,800</u>	<u>\$4,800</u>
<u>4. Equal or Greater than 20 sheets – each review</u>	<u>\$3,600</u>	<u>\$9,600</u>

¹ Fees may vary slightly, if prior to issuance, the estimated costs of the project have changed from the estimate made when the permit was submitted.

- 1.5. DEP Construction Permit for delegated domestic wastewater collection/transmission system Based on Equivalent Dwelling Units (EDU's), where 1 EDU = 3.5 persons
- a. Domestic wastewater collection/transmission system serving 10 or more EDU's \$500
 - b. Domestic wastewater collection/transmission system serving less than 10 EDU's \$300
 - c. Revisions to existing permits < 5 years \$250

~~2. Request for Approval to Place a Domestic Wastewater Collection/Transmission System into Operation \$120~~

D. Sewer Capacity Certification

Sewer Capacity Certification (Allocation)

- 1. Single Family and Duplex Residential – up to 5 building sites \$90 + \$10 per additional building site
- 2. Commercial (including multi-family residential other than Duplex) \$120 + \$10 per additional building site
- 3. Recertification of Existing Letter \$35 ERU (ERU=350 Gallons per day (GPD))
- 4. Preliminary review \$70
- 5. Bank Letter \$80

E. DEP Delegated Domestic Wastewater Facilities

- 1. Preliminary Design Report Reviews for Type II and Type III domestic wastewater facilities, as defined in Rule 62-600.200, F.A.C.

	Type II	Type III
a. Treatment plant with or without reuse/disposal system	\$3,750	\$1,200
b. Reuse/land application system and associated Transmission/distribution facilities when applied for separately from the treatment facility	\$3,750	\$1,200

2. **Minor revisions**, as defined in Rule 62-620.200, F.A.C., to wastewater permits for delegated domestic wastewater facilities.
 - a. Type II facility \$300
 - b. Type III facility \$100

3. **Substantial revisions**, as defined in Rule 62-620.200, F.A.C., to wastewater permits for delegated domestic wastewater facilities shall require a new wastewater permit application and applicable fee. The applicable application fee shall be:
 - a. For substantial revisions resulting from substantial modifications to the facility which require an antidegradation determination, as specified in Rule 62-4.242, F.A.C., or which increase the permitted capacity of the treatment, reuse, or disposal system, the preliminary design report fee specified in paragraph E(1.), above.
 - b. For substantial revisions resulting from substantial modifications to a delegated facility, which do not require an antidegradation determination as specified in Rule 62-4.242, F.A.C., and which do not increase the permitted capacity of the treatment, reuse, or disposal system, 50% of the preliminary design report fee specified in Section II E 1. above.
 - c. For substantial revisions not associated with substantial modifications to the delegated facility, 20% of the applicable application fee specified in Section II E 1. of this fee schedule.

III. Building Permit Processing

Application Fee (paid upon submission of plans and deducted from total processing fee upon completion of review)	\$80
A. Single Family and Duplex Residential	
1. Septic tanks	\$70
2. Portable well	\$70
3. Public Water service or Sanitary sewer service, first application	\$60
Each additional application in request	\$15
4. Minimum Review (interior modifications, additions, etc.)	\$80
B. Commercial (including multi-family residential other than duplex):	
1. Gravity septic tanks	\$160

ATTACHMENT L

2. Dosing systems	\$290
3. Commercial sewer service	\$70 + \$1/1,000 sq. ft. of building area
4. Multi-family sewer service	\$70 + \$0.25/ residential unit
5. Commercial water service	\$70 + \$1/1,000 sq. ft. of building area
6. Multi-family water connections	\$70 + \$0.25/ residential unit
7. Minimum review	\$90
C. Tree Review	per building site \$5
D. Plan Extension of time	50% of the originally assessed review fee in addition to original fee
E. Certificate of Occupancy/Use	
1. Review	\$75
2. Inspection within Basic Wellfield Protection Area	\$100
F. Certificate of Completion Review	\$50
G. Flood Plain Review	
1. Residential	\$85
2. Commercial	\$100
H. Optional Plan Review (OPR)	
<p>Permit applicants who request an alternate plan review service for an expedited review, to be completed after normal working hours, will be assessed a fee that will be paid prior to any plan review being performed. This fee is equal to the pay compensation/overtime rates required for such service plus appropriate overhead rates.</p>	
I. Plan review of commercial, industrial, or residential construction plans, engineering data, or associated information, requiring:	
1. Minor review	\$120

2.	Major Review	\$280
J.	Wetland review of commercial, industrial, or residential construction plans, requiring:	
1.	Minor review	\$100
2.	Major Review	\$250
K.	Coastal review of commercial, industrial, or residential construction plans, requiring:	
1.	Minor review	\$80
2.	Major Review	\$190
L.	NFC and EEL Property Reviews (<u>including covenants</u>)	\$180

IV. Environmental Development Impact Reviews

A.	<u>Upfront</u> Zoning Requests	\$440
	<u>Zoning review – second submittal</u>	<u>No charge</u>
	<u>Third submittal and every submittal thereafter</u>	<u>\$220</u>
	(expedite)*	\$660
B.	DIC Requests	\$920
	<u>Expedited Requests*</u>	<u>\$1,840</u>
C.	Comprehensive Development Master Plan (CDMP) Amendment	\$920
	<u>Development Agreement</u>	<u>\$920</u>
	<u>Expedited Requests*</u>	<u>\$1,840</u>
D.	Lake Excavation, Lakefill & Landfill Plan Review	\$230 <u>\$440</u>
	<u>Expedited Requests*</u>	<u>\$660</u>
E.	Plat, Waiver of Plat, <u>Final</u> Plat Requests	\$440
	(expedite)	\$660
F.	Review and recording of Recordable Document (covenant, unit of title) plus actual recording fee	\$200
G.	Release of Recordable Document (covenant, estoppel, unity of title)	\$160
H.	Chapter 24 Binding Letter of Interpretation	\$440
	(expedite)	\$660
I.	<u>Miscellaneous environmental reviews not included in</u>	<u>\$120</u>

initial development review
(expedited)*

\$180

V. Preparation of Materials for Variances, Appeals, and Extensions of Time to the Environmental Quality Control Board (EQCB)

A. Land Uses Utilizing Septic Tank & Public Water Supply

- 1. Residential:
 - Within wellfield \$560 / unit
 - Outside wellfield \$430 / unit

- 2. Commercial/Industrial:
 - Within wellfield
 - \$1,125
 - + \$110 if use generates a liquid waste other than domestic sewage;
 - + \$75 if use exceeds allowable sewage loading;
 - +75 if property is within a feasible distance to public sanitary sewer

 - Outside wellfield
 - \$990
 - + \$110 if use generates a liquid waste other than domestic sewage;
 - +75 if use exceeds allowable sewage loading;
 - +75 if property is within a feasible distance to public sanitary sewer

B. Land Uses Utilizing Septic Tank & On-Site Water Supply Well

- 1. Residential:
 - Within wellfield \$600 / unit
 - Outside wellfield \$530 / unit

ATTACHMENT L

2.	Commercial/Industrial: Within wellfield	\$1,290 + \$110 if use generates a liquid waste other than domestic sewage; + \$75 if use exceeds allowable sewage loading; +75 if property is within a feasible distance to public sanitary sewer and/or a public water main
	Outside wellfield	\$1,150 + \$110 if use generates a liquid waste other than domestic sewage; +75 if use exceeds allowable sewage loading; +75 if property is within a feasible distance to public sanitary sewer and/or a public water main
C.	Wellfield Projection Requirements (use of hazardous materials, generation of hazardous waste, sewage loading, drainage facilities)	\$1,290
D.	Flood criteria and Other Finished Floor Elevation Requirements	
	1. Residential	\$660 per unit
	2. Commercial	\$1,150 per unit
E.	Sewage Treatment Plant	\$1,125
F.	Exotic Species Variance	\$690
G.	Variances or Extensions of Time Regarding Single Family Coastal Construction Requirements	\$320

H.	Appeals of Decision of the Director	\$660
I.	Continuances Requested by Applicant	\$265
J.	Appeals, Variances, or Extensions of Time Concerning a Miami-Dade County Stormwater Utility Bill, Residential Single Family	\$45 per home unit
K.	Appeals, Variances, or Extensions of Time Concerning a Miami-Dade County Stormwater Utility Bill, per Residential Multi-Family Property or Account:	
	1. 2 – 10 units per property or account	\$70
	2. 11 – 50 units per property or account	\$200
	3. 51 or more units per property or account	\$400
L.	Appeals, Variances, or Extensions of Time Concerning a Miami-Dade County Stormwater Utility Bill, per Nonresidential Property	\$265
M.	Variances or extensions of time for compliance for existing single family residences or duplex residences that having abutting public water or sanitary sewer mains seek to continue to be served by an on-site drinking water supply well or a septic tank	\$200
N.	Other Variances, or Extensions of Time	\$1,150
O.	<u>Application Fee (paid upon submission of application and deducted from total public hearing fee)</u>	<u>\$200</u>

VI. Water Management and Natural Resources Permits

A.	Biological Assessment Requiring Field Inspection ²	
	1. Single family	\$400 (for each non-contiguous parcel)
	2. Multi-family, commercial or agricultural	\$795 (for each non-contiguous parcel)
	3. Other (those requesting establishment of an additional wetlands management line)	\$690 shall be added to the fees above
	4. Repeat Assessment Requiring Field Inspection	\$265

² If recipient of a biological assessment applies for Class I or Class IV Permit and the assessment remains valid, a \$265 credit for single family application and \$530 credit for multi-family application shall be given.

ATTACHMENT L

- B. Class I Permit (coastal construction work in tidal waters and coastal wetlands) Fee based on estimated and cost of project for which permit is required

<u>1. Construction Cost</u>	<u>Application Fee</u>	<u>Permitting Fee³</u>
\$0 - \$2,499	\$250	\$205 Short Form \$375 Standard Form
\$2,500 - \$4,999	\$425	\$205 Short Form or \$375 Standard Form
\$5,000 - \$9,999	\$470	\$375 Short Form or \$555 Standard Form
\$10,000 - \$19,999	\$470 plus \$23 for each thousand dollars of construction cost above \$10,000	\$470 Short Form or \$625 Standard Form plus \$25 for each thousand dollars of construction cost above \$10,000
\$20,000 - \$74,999	\$470 plus \$25 for each thousand dollars of construction cost above \$10,000	\$470 Short Form or \$625 Standard Form plus \$25 for each thousand dollars of construction cost above \$10,000
\$75,000 - \$1,000,000	\$470 plus \$25 for each thousand dollars of construction cost above \$10,000	\$470 Short Form or \$625 Standard Form plus \$28 for each thousand dollars of construction cost above \$10,000
Over \$1,000,000	\$28,750	\$28,750

In the event that short form is forwarded to the County Commission for approval, an additional fee of \$175 shall be collected from the applicant.

If after County Commission approval is given, the applicant modifies his project or proposes additional work beyond the original boundaries or scope of the project, an additional application fee for the new work shall be assessed according to the Class I Permit fee schedule above.

Covenant Recording

\$200 plus actual
recording fee

³ Fees may vary slightly if, prior to issuance, the estimated costs of the project have changed from the estimate made when the permit application was submitted.

ATTACHMENT L

2. Review for Expedited Administrative Authorizations	
a. Replacement of seawall caps	\$75
b. Replacement of tie roads	\$75
c. Riprap placement inspection	\$170
d. Scientific, water quality or geotechnical sampling and testing	\$220
e. Motion picture, television, photo, or other media productions	\$220
f. Exotic vegetation removal or treatment	\$220
g. Work in wetlands to restrict property access	\$220
3. Permit modification review	\$10% of initial fee or \$200, whichever is greater
4. Permit extension review	25% of permit fee or \$1,000, whichever is less
5. Permit transfer review	\$175
6. Variance for prohibited fixed and floating structures	\$1,240

C. Mangrove Trimming		
	<u>Size of Area to be Trimmed</u>	<u>Application Fee</u>
	<u>Permitting Fee</u>	
	Less than 1,000 sq. ft.	\$225
		\$225 Short Form or \$370 Standard Form
	1,000 – 5,000 sq. ft.	\$530
		\$530 Short Form or \$675 Standard Form
	5,001 – 10,000 sq. ft.	\$1,280
		\$1,280 Short Form or \$1,425 Standard Form
	10,001 – 100,000 sq. ft.	\$1,280
		plus \$225 for each additional 10,000 sq. ft.
		\$1,280 Short Form or \$1,425 Standard Form plus \$225 for each additional 10,000 sq. ft.
	Over 100,000 sq. ft.	\$3,305
		\$3,305 Short Form or \$3,435 Standard Form
Certification of Professional Mangrove Trimmers by Miami-Dade County biennially		\$305
Registration by Professional Mangrove Trimmers not Certified by Miami-Dade County annually		\$500

- D. 1. Class II (discharge to surface water) & Class III (work in canal right-of-way) Class VI (surface water management for projects zoned other than residential)

<u>Estimated cost of project construction</u>	<u>Permit application fee</u>
\$0 - \$2,499	\$215
\$2,500 or more	\$490

<u>Estimated cost of project construction</u>	<u>Permit fee</u>
\$0 - \$1,000	\$330
\$1,001 - \$50,000	\$355 – plus \$55 per \$1,000 of estimated cost in excess of \$1,000
Over \$50,000	\$2,500 – plus \$35 per \$1,000 of estimated cost in excess of \$50,000

- | | |
|--|--|
| 2. Initial environmental assessment | \$375 plus \$30 per acre of project area |
| 3. Special project review/drainage plan evaluation (qualitative & quantitative assessment) | \$400 plus \$40 per acre of project area |
| 4. Environmental review of commercial, industrial, or residential drainage plans | |
| a. Minor review | \$140 |
| b. Major review | \$210 |
| 5. Drainage well permit review | \$200/well |
| 6. Surface Water Management/Environmental Resources Permit | Per South Florida Water Management District (SFWMD) Fee Schedule plus \$80 for Plan Review |
| 7. Permit extension review (Class II, III, and VI) | 25% of permit fee or \$1,000, whichever is less |
| 8. Permit Transfer (Class II, III, & VI) | \$175 |
| 9. Cut and Fill permit application | \$490 |
| 10. Permit modification review (Class II, III, & VI) | 10% of combined permits and application fee of \$200, whichever is |

greater

11. Amount of Contribution to the Miami-Dade County Stormwater Compensation Trust Fund as an alternative means of providing equivalent stormwater management within the same basin in lieu of implementing the Cut and Fill criteria on properties located within the North Trail Basin, Bird Drive Basin, and Basin B, all located in Miami-Dade County.

The owner of a parcel of land located in a special drainage basin, defined as the Bird Drive Basin, North Trail Basin, or Basin B, all located within Miami-Dade County, and which

1. has continuously contained 4.5 or less acres of gross area since September 30, 1997; and
2. is subject to the Cut and Fill criteria set forth in Chapter 24 of the Code of Miami-Dade County. Including, but not limited to, Sections 24-48.2, 24-8.3, 24-48.21; may contribute as, provided below, to the Miami-Dade County Stormwater Compensation Trust Fund as an alternative means of providing equivalent stormwater management within the same basin in lieu of implementing the Cut and Fill criteria on the parcel of land itself.

The above-referenced contribution by the property owner shall be computed according to the following formula:

- a. State Certified Property Appraised value as determined within the time period commencing 120 days prior to the date of contribution. \$ _____
- b. Percent to be paid into the Stormwater Compensation Trust Fund * _____%

Total to be paid: (a) x (b) = _____

*The following are the percentages applicable to each basin:

Basin:	% Dry Retention
North Trail Basin	33.25
Bird Drive Basin	38.0
Basin B	39.0

The above percentages may be modified depending upon site-specific land use and topographical conditions applicable to each project, together with an engineering report in support of the percentage modification. Any proposed modifications to the above-referenced percentages shall be substantiated by an engineering report submitted to RER by the applicant. The proposed

ATTACHMENT L

percentages, when applied in the above formula, shall provide stormwater management equivalency to the stormwater management set forth in the Cut and Fill criteria established for the specific basin.

RER shall determine if the proposed modification meets the stormwater management equivalency aforesaid based upon the engineering report prepared by a registered professional engineer licensed in the State of Florida. The burden shall be upon the applicant to prove that the proposed modification meets the aforesaid stormwater management equivalency standard.

No plat or waiver of plan shall be approved until the amount of contribution computed pursuant to the formula above has been paid to Miami-Dade County, and said fee shall be based upon the current appraised value as determined by a State Certified Property Appraiser within the time period commencing 120 days prior to the date of contribution.

E. Class IV Permit (work in freshwater wetlands)

1. Review for Expedited Administrative Authorizations
 - a. Scientific, water quality or geotechnical sampling and testing \$220
 - b. Motion picture, television, photo, or other media productions \$220
 - c. Exotic vegetation removal or treatment \$220
 - d. Work in wetlands to restrict property access \$220

2. Filling

	<u>Size</u>	<u>Application Fee</u>	<u>Permit Fee</u>
a. Short Form	<0.5 acres	\$490	\$490
	0.5 – 1.5 acres	\$610	\$530
	>1.5 – 15.0 acres	\$200/acre (\$715 min.)	\$150/acre (\$635 min.)
In Environmental Protection Areas	<1.0 acres	\$2,250	\$675
b. Standard Form	>10 acres	\$225/acre to max. of \$9,120	\$185/acre to max of \$7,600
	In Environmental Protection Areas	\$225/acre (\$1,140 min.)	\$185/acre (\$1,150 min.)

3. Rockmining/lake excavations (for each individual lake)

	<u>Size</u>	<u>Application Fee</u>	<u>Permit Fee</u>
a. Short Form	0.5 acres or less	\$455	\$455
	0.6 – 5 acres	\$610	\$490

ATTACHMENT L

	5.1 – 50.0 acres	\$530 + \$115/acre >5 acres	\$490 + \$150/acre to max. of \$7,600
	50.1 – 160 acres	\$5,700 +\$30/acre >50 acres	\$7,600
	161.1 – 320 acres	\$9,050 + \$16/acre >160 acres	\$7,600
	>320 acres	\$11,575	\$7,600
b. Standard Form	0.5 acre or less	\$610	\$455
	0.6 – 5 acres	\$760	\$490
	5.1 – 50.0 acres	\$760 + \$145/acre >5 acres	\$490 + \$150/acre to max. of \$7,600
	50.1 – 160 acres	\$7,215 +30/acre >50 acres	\$7,600
	161.1 – 320 acres	\$10,600 + \$16/acre >160 acres	\$7,600
	>320 acres	\$13,100	\$7,600
4. Lake excavations in conjunction with filling ⁴			
	0.5 acres or less	\$530	\$530
	More than 0.5 – 1.5 acres	\$910	\$610
	More than 1.5 – 5.0 acres	\$1,325	\$760
	Over 5.0 acres	\$265/acre to max of \$9,125	\$190/acre to max of \$7,600
5. Rockplowing, Agriculture			
	<u>Size</u>	<u>Application Fee</u>	<u>Permit Fee</u>
a. Short Form	1 acre or less	\$455	\$455
	1.1 – 5 acres	\$565	\$530

⁴ For the purpose of this fee schedule, the maximum size of any individual lake or lake excavation and associated filling is 640 acres. Any lake excavation or lake and associated filling beyond 640 acres will be assessed as a separate application and permit fee pursuant to the above schedule.

ATTACHMENT L

	Over 5 acres	\$610 + \$150/acre	\$530 + \$115/acre
b. Standard Form		\$190/acre to max of \$8,375	\$150/acre to max of \$6,085
6. Roads			
a. 1 or 2 lanes (natural grade)		\$375 + \$1.15/ft to max of \$4,570	\$375 + \$1.15/ft to max of \$3,035
b. 1 or 2 lanes (above natural grade)		\$375 + \$1.30/ft to max of \$4,570	\$375 + \$1.30/ft to max of \$4,570
c. Greater than 2 lanes		\$375 + \$1.60/ft to max of \$6,875	\$375 + \$1.60/ft to max of \$6,875
7. Permit renewal, minor revision, or transfer:			
a. Permit modification review:		10% of combined permits and application fee or \$200, whichever is greater.	
b. Permit extension review:		25% of permit fee or \$1,000, whichever is less	
c. Permit transfer review:		\$175	
8. Covenant Recording:		\$200, plus actual recording fee	
9. Other Work:			
Fee shall be based upon cost of construction, as per Class I Permit Fee Schedule.			
10. Work in wetland basins:		<u>Mitigation Contribution</u>	
Mitigation schedule for Bird Drive and North Trail Basins		Per Acre of Impact	
		1995 - \$28,480	
		1996 - \$29,704	
		1997 - \$30,981	
		1998 - \$32,361	
		1999 - \$33,741	
		2008 - \$45,984	
		2009 - \$47,823	
		2010 - \$49,736	
		2011 - \$51,725	
		2012 - \$53,794	

ATTACHMENT L

F.	Application for Processing Water Control Property Rights	
		<u>Fee</u>
	1. Release of canal reservation	\$690 + \$125 per each 100 ft. of canal frontage
	2. Quit claim of easement and all other changes	\$850 per case
	3. Processing and issuance of letter of agreement for use of canal reservations and easements	\$350 + \$70 per each 330 ft. of canal frontage
	4. Review of permits for fences within canal reservations and easements	\$80
G.	De-watering Permit	
	6 days or less	\$520
	7 to 30 days	\$635
	31 days to 90 days	\$980
H.	Processing of County and Federal Flood Criteria	
	1. Waiver of Miami-Dade County flood criteria (less than 2 acres; Plan Review Section)	
	a. Residential	\$300
	b. Commercial	\$475
	2. Waiver of Miami-Dade County flood criteria (2 acres of more; Water Control Section)	
	a. Residential	\$260 plus \$50/acre
	b. Commercial/Industrial	\$460 plus \$50/acre
	3. Grading Review	
	a. Residential per building site	\$45
	4. Review of structures in Flood Zone X with finished floor below grade	\$260
	5. Flood proofing	
	a. General Reviews	\$500
	b. Elevator Pit Reviews	\$220
	6. Letter of Map Revision (LOMR) review – single structure	\$260 + \$15 for each additional lot
	7. Conditional LOMR review	

ATTACHMENT L

a. Multiple lots – up to 5 lots	\$260
b. Over 5 lots	\$260 + \$15 for each additional lot
8. 100-year calculation	\$105
9. 100-year calculation with major review	\$200
10. Plan review establishing substantial improvement	
a. Residential	\$105
b. Commercial	\$190
11. Flood zone inquiry	\$65
12. Processing of elevation certificate	\$60
13. Processing of Tie Beam elevation certificate	\$50
14. Binding letter for setting elevation requirements	
a. Minor plan review	\$100
b. Major plan review	\$200
15. Floodplain Construction Inspection	
a. Re-inspection, after first failed inspection	\$65
b. Substantial Damages/Improvement inspection	\$65
c. Inspection in lieu of elevation certificate (as allowed)	\$150
d. Break Away Wall inspection (High Hazard)	\$275
e. Tie Beam inspection (High Hazard)	\$130
f. Equipment inspection (High Hazard)	\$240
g. Foundation inspection (High Hazard)	\$200
h. Initial Foundation Inspection	\$210
I. Federal Flood Criteria (administrative variances)	
1. Residential	\$460/unit
2. Commercial	\$920/unit
J. Processing of Public Notices and Advertisements	\$125/ad

VII. Tree Removal Permits

A. Applications Not Within Natural Forest Communities

Zoning:

1. Residential

Fee:

\$63 application fee plus \$12 per tree up to a max. of \$320 per acre of canopy removed

2. Multi-family

\$80 application fee plus \$12 per tree up to a max of \$395 per acre of canopy removed

3. Business (BU)

\$105 application fee plus \$12 per tree up to a max of \$395 per acre of canopy removed

4. Commercial

\$105 application fee plus \$12 per tree up to a max of \$660 per acre of canopy removed

5. Agricultural

\$55 application fee plus \$6 per tree up to a max of \$265 per acre of canopy removed

B. Rights-of-way

\$28 application fee plus \$6 per tree up to a max of \$265 per acre of canopy removed

C. Applications within Natural Forest Communities

Zoning:

1. Residential

Fee:

\$105 application fee plus \$65 per tenth acre of forest removed

ATTACHMENT L

2. Multi-family	\$130 application fee plus \$95 per tenth acre of forest removed
3. Business (BU)	\$130 application fee plus \$130 per tenth acre of forest removed
4. Commercial	\$130 application fee plus \$160 per tenth acre of forest removed
5. Agricultural	\$85 application fee plus \$72 per tenth acre of forest removed
6. Rights-of-Way	\$85 application fee plus \$72 per tenth acre of forest removed
7. Exotic Removal	\$0
D. Exotic Species Variance Request	\$265
E. Initial Assessment (Environmental Assessment) for Determination of Tree Preservation Requirements	
1. For properties not within natural forest communities:	
a. Single family	\$140
b. Multi-family, commercial or agricultural	\$690
2. For properties within natural forest communities:	
a. Single family	
Property size 10 acres or less	\$320
More than 10 acres	\$395
b. Multi-family commercial or agricultural	
Property size 10 acres or less	\$725
More than 10 acres	\$920

F.	Preparation of Covenants	
	1. Tree preservation requirements	\$140
	2. Grove exemption	\$140
G.	Management Plan Preparation	
	5 acres or less	\$195
	More than 5 acres	\$260
H.	Miscellaneous Reviews & Inspections ⁵	
	1. Compliance of Miscellaneous Field Inspection for Tree Preservation	
	a. Less than 20 trees	\$35
	b. 21 to 100 trees	\$65
	c. 101 to 200 trees	\$135
	d. 201 or more trees	\$265
	2. Barrier inspection	\$35
	3. Natural forest community preservation area boundary determination	
	a. Up to 10 acres	\$320
	b. More than 10 acres	\$400
	4. Utility easement siting inspection	\$75
	5. Roadway and drainage siting inspection	\$75
	6. Replacement landscape plan review	
	a. Less than 20 trees	\$65
	b. 21 to 100 trees	\$90
	c. 101 to 200 trees	\$130

⁵ Re-inspections will require additional fees for each re-inspection. Concurrent inspections shall be discounted 20% of the total of the individual fees. In addition, the Certificate of Occupancy will be held and will be released when balance of inspection fees has been paid in full.

d. 201 or more trees	\$265
7. Replacement landscape field inspection	
a. Less than 20 trees	\$35
b. 21 to 100 trees	\$65
c. 101 to 200 trees	\$130
d. 201 or more trees	\$265
8. Review for specimen-sized tree removal	
a. Single Family	\$140
b. Multi-family/commercial	\$690
9. Permit extension fee (equivalent to original application fee)	
10. Natural Forest Community	
a. 5 acres or less	\$150
b. More than 5 acres	\$200
11. Tree Trust Fund Contribution Requirements	
Required Specimen Tree Equivalent Contribution	\$80 per 100 sq. ft.
Optional regular tree canopy replacement	\$40 per 100 sq. ft.
Optional specimen tree canopy replacement	\$80 per 100 sq. ft.
Pine rockland/NFC replacement	\$34,610 per acre

VIII. Endangered Land Tax Exemption

A. Application Fee	\$95
B. Processing and Renewal Fees based on acreage, as follows:	
2.5 acres or less	\$130
2.5 to 5 acres	\$160
5.0 to 10 acres	\$265
More than 10 acres	\$330
C. Management Plan preparation	

5.0 acres or less	\$130
More than 5.0 acres	\$195

IX. Industrial Waste Plan Reviews

A. Industrial Waste 1 – Dry Process and Sources Generating Fluid Wastes and/or Wastewater Not Requiring Treatment or Pretreatment	\$300
B. Industrial Waste 2 - Reclaim Systems, Holding Tanks and Spill Prevention Control and Countermeasure Plans	\$470
C. Industrial Waste 3 – Pretreatment Facilities with flows	\$500
D. Industrial Waste Pretreatment (IWP) Significant Industrial Users (SIU's) and Categorical Industries Discharging to Public Sanitary Sewers	\$1,100
Minor modifications to approved facilities	\$300
E. Industrial Waste 4 – Treatment with Discharges onto the ground (DEP permits required)	\$650

X. Pollution Control Review Fees

Fees apply to the review of assessment and remedial action plans for contaminated industrial, hazardous and solid waste sites; for construction over former solid waste sites, and other contaminated sites. The costs of reviews of site rehabilitation documents (SAR, RAP, MOP, NFAP, etc.), pursuant to Chapter 62-770, Florida Administrative Code (FAC), for petroleum contaminated sites, may be covered by contract between RER and DEP.

Upon request by the applicant, Contamination Assessment Plan review fees and Contamination Assessment Report review fees shall be waived for properties located in “brownfield areas” designated pursuant to the Florida Brownfields Redevelopment Act and the Code of Miami-Dade County, except when related to construction projects alone.

A. <u>Contamination Assessment Plans/Documents</u> ⁶	
1. <u>Level I Plans</u>	\$400
a. Limited Closure Reports	
b. Limited Contamination Assessment Plans (CAP) (3 wells/borings or less) (includes construction related plans)	
c. Notice of Required Testing (NORT) Plan	
d. Monthly or Quarterly Groundwater Monitoring Reports (per operating permit requirements)	
2. <u>Level II Plans</u>	\$600

⁶ A separate review fee is required for each plan submittal. The review fees will increase by 50% for sites over one acre in size and will double for sites over 5 acres in size.

- a. Notice of Require Testing (NORT) Report
 - b. Oil and Water Separator Closure Reports
 - c. Tank Closure Assessment Reports
 - d. Limited Site Assessment Report (3wells /borings or less) (includes construction related plans)
 - e. Environmental Audit Phase I
 - f. No Further Action Plan (NFAP) for sites with 3 wells/borings or less
 - g. Site Rehabilitation Completion Report (SRCR) for sites with 3 wells/borings or less
3. Level III Plans \$900
- a. Contamination Assessment Plans (CAP)
 - b. Assessment Reports Related to Construction Over Contaminated Sites or Solid Waste Sites
 - c. Natural Background Study Plan
4. Level IV Plans \$1,350
- a. Site Assessment Report
 - b. No Further Action Plan (NFAP)
 - c. Site Rehabilitation Completion Report (SRCR)
 - d. Environmental Audit Phase II
 - e. Natural Background Study Report
5. A separate review fee is required for each plan submittal. The review fees will increase by 50% for sites over one acre in size and will double for sites over 5 acres in size.
- B. Contamination Remediation Plans/Documents⁷
1. Level 1 Plans \$400
- a. Monitoring Only Plan, not including Trend Analysis or Biochemical Data Evaluation
 - b. Quarterly Status Reports for Solid Waste Contaminated Sites without an Active Remediation System
 - c. Pump Test Plan, not Including Groundwater Modeling or a Contaminant Treatment System
 - d. Quarterly or Monthly Status Reports for Sites Under Natural Attenuation Monitoring
2. Level II Plans \$550
- a. Quarterly or Monthly Status Reports for Sites under Active Remediation
3. Level III Plans \$950

⁷ A separate review fee is required for each plan submittal. The review fees will increase by 50% for sites over one acre in size and will double for sites over 5 acres in size.

- a. Intrinsic Remediation Plans (Natural Attenuation Enhancement)
 - b. Pilot Test Plans
 - c. Remedial Action Plan Modifications (not including a change in cleanup technology)
 - d. Plans for Design of Passive Gas Abatement Systems
 - e. Soil/Source Removal Plans and Reports
 - f. Monitoring Only Plan, Including Trend Analysis or Biochemical Data Evaluation
 - g. Annual Monitoring Reports
 - h. Pump Test Plan Including Groundwater Modeling or a Contaminant Treatment System
 - i. Operations and Maintenance Plans for Sites with Gas Abatement Systems
4. Level IV Plans \$2,300
- a. Remedial Action Plan with Groundwater and/or Soil Treatment
 - b. Remedial Action Plan Modifications (including a change in cleanup technology)
 - c. Plans for Design of Active Gas Abatement Systems
 - d. Plans with Fate and Transport Modeling
 - e. Plans for the Use of Chemicals for Pre-treatment or Treatment Purposes, which Require Toxicological Evaluation or Development of Cleanup Criterion
- C. Construction Related Plans
1. Level 1 Plans \$300
- a. Drainage Plans for Contaminated Sites (for sites over one acre in size or projects including multiple sites, a \$100 fee will be charged per additional acre or site encompassed by the project)
 - b. Dewatering Request Review for Construction not Including Groundwater Modeling or a Contaminant Treatment System
 - c. Sampling Plan or Assessment/Characterization Report for Reuse/Offsite Disposal of Less than or Equal to 1000 yds³ of Contaminated Soils/Sediments/Materials
 - d. Remedial Action Plan Construction Plans
 - e. Record Drawings for Remedial Systems at Industrial and Solid Waste Contaminated Sites
 - f. Engineering Certification Plans for Gas Abatement Systems
 - g. Construction Plans for Contaminated Sites Requiring Minor Review by the Department
2. Level II Plans \$450

	<ul style="list-style-type: none"> a. Plans for Construction⁸ (other than drainage) at Contaminated Sites (for sites over one acre in size or projects including multiple sites, a \$100 fee will be charged per additional acre or site encompassed by the project) b. Limited Assessment Reports for Construction Over Solid Waste Sites and Industrial and Petroleum Contaminated Sites 	
3.	<u>Level III Plans</u>	\$750
	<ul style="list-style-type: none"> a. Assessment Reports for construction over solid waste sites and industrial and petroleum contaminated sites b. Contamination Sites Assessment Plans for construction over solid waste sites and sites industrial and petroleum contaminated sites c. Sampling Plan or Assessment /Characterization Report for Reuse/Offsite disposal of Greater than or equal to 1000 yds³ of Contaminated Soils /Sediments /Materials d. Dewatering Request Review for Construction including Groundwater Modeling or a Contaminant Treatment System 	
D.	Risk Assessment Review	\$2,250
E.	Response to Department Comments (not an addendum plan/document)	\$250
F.	Plans for Conditional Site Closure	
	<ul style="list-style-type: none"> 1. Covenant Running with the Land Review 2. Engineering Control Plan for Contaminated Soil 3. Engineering Control Plan for Contaminated Groundwater and Gas Management Systems 	<ul style="list-style-type: none"> \$400 \$600 \$1,100
G.	Late Fee for Documents after Due Date ⁹	\$200
H.	Request for Extension to Submit a Plan	\$100
I.	Review of Revised Documents	50% of Original Fee (Minimum \$250)
J.	Expedited Reviews (up to 15 days) (Provided supervisory approval based on availability of staff resources)	Double the Application Fee

XI. Solid Waste Site Plan and Construction Permits Review

⁸ The application review fee for drainage will be applied, if plans also include drainage design.

⁹ Fee shall apply for documents received 7 calendar days after due date, unless an extension for submittal is approved.

ATTACHMENT L

Facilities Delegated to RER from the State of Florida Department of Environmental Protection (FDEP) which Require a State Construction Permit¹⁰

State Fee Schedule for the Construction of Facilities which are both Delegated Solid Waste Management Facilities and Resource Recovery & Management Facilities

<u>Type of Facility</u>	<u>State Fee:</u>	<u>RER Fee</u>	<u>Combined Fee Due:</u>
Solid Waste Facility (SC) w/Multiple Construction Permits Components	Up to \$25,000	\$0	Up to \$25,000
Class I or Class II Landfills	\$10,000	\$0	\$10,000
Class III Landfills	\$6,000	\$0	\$6,000
Resource Recovery Facility, Biomedical Waste Treatment Facility	\$2,000	\$0	\$2,000
Incinerator	\$3,000	\$0	\$3,000
Other	\$1,000	\$0	\$1,000
Waste to Energy	\$10,000	\$0	\$10,000
Compost-Yard Trash or Manure	\$2,000	\$0	\$2,000
Compost-Other Solid Waste	\$5,000	\$0	\$5,000
Waste Tire Processing Facility	\$1,250	\$0	\$1,250
Sanitary Landfill-Yard Trash	\$200	\$200	\$400
Minor Permit Modification	\$250	\$275	\$525
Intermediate Permit Modification	50% of Substantial Modification	Facility Specific ¹¹	Facility Specific
Major Permit Modification	100% of New Permit	Facility Specific	Facility Specific

¹⁰ In accordance with the Specific Operating Agreement (SOA) between RER and FDEP, RER collects the applicable State fee from delegated facilities. 20% of the collected State fee is remitted to the State and the remainder is used by RER to cover the reasonable cost of processing applications, issuing and enforcing permits for delegated State solid waste permits.

¹¹ FDEP category not specific. Facility-specific RER fee to be applied.

Permit –Transfer of Ownership (TO) Or Time Extension (TX)	\$50	\$275	\$325
---	------	-------	-------

XII. Air Pollution Facility Plan Reviews

- A. Air Source Plan Review \$200
- B. Air Source Document Review only \$70
(No inspection required; includes name change or transfer of ownership)
- C. County Construction Air Permit (CAP) \$500
- D. Facilities Requiring State Permit¹²

SUB-TYPE	DESCRIPTION	AMOUNT
OO	Multiple Sources per Application Per Source	Per Source
1A	Source W/PSD or NAA, 100 tons/year or more	\$7,500
1B	Source W/O PSD or NAA, 100 tons/year or more	\$5,000
1C	Source 50 tons/year but less than 100	\$4,500
1D	Source 25 tons/year but less than 50	\$2,000
1E	Source 5 tons/year, but less than 25	\$1,000
1F	Source less than 5 tons/year	\$250
M1	Minor Modification	\$250
M2	Minor Mod. permit fee less than \$300	\$50
V1	Variance from permitting Stand. or Cond.	\$2,000
TO	Transfer of Ownership/Permit	\$50
TX	Time Extension on Permit	\$50

- E. Asbestos Projects
 - 1. Asbestos Plan Review \$175
 - 2. Roofing Notifications \$100
 - 3. Demolition Notifications (less than or equal to 5,000 sq. ft.) \$225
 - 4. Demolition Notifications (greater than 5,000 sq. ft.) \$400
 - 5. Demolition Notification using Implosion (any job size) \$2,000
 - 6. Asbestos Abatement Minor (from 160 sq. ft. to 5,000 sq. ft., or 260 linear feet or greater) \$500
 - 7. Asbestos Abatement Major (greater than 5,000 sq. ft.) \$750

XIII. Storage Tank Plan Review

- A. Compliance monitoring well installation \$150

¹² RER retains 80% of the fee and transmits 20% to the State. If the retained portion of the State fee is equal or greater than the RER plan review fee, no additional fee shall be collected. If the retained portion of the State fee is less than the RER plan review fee, the difference between the retained portion of the State fee and the RER plan review fee shall be collected.

B.	New tank(s) system	\$800
C.	Repair, modification, or as-built	\$265
D.	Tank closure	\$365
E.	Renewal of approval	50% of original fee

XIV. *Petroleum Plan Review*

The costs of reviews of SAR, RAP, MOP, NFAP, and SRCR's pursuant to Chapter 62- 770, Florida Administrative Code (FAC), are covered by contract between RER and DEP.

A.	Tank and/or Line Leak Test	\$65 first 4 tanks/lines \$10 each additional tank/line
----	----------------------------	---

XV. *Miscellaneous Reviews*

A.	Plans for fitting any other category but requiring minor department review	\$120
B.	Plans not fitting any other category but requiring major department review	\$280
C.	Binding Letter of Interpretation ¹³	\$160
D.	Written Administrative Approvals by the Director (pursuant to Sec. 24-13 of the Miami-Dade County Code) Projects served by septic tanks	\$300
E.	Environmental Status Review Report	\$1,200
F.	Enforcement File Check	\$320
G.	Premature Cancellation of Bond or Letter of Credit	\$250

¹³ These fees will be applied to Class I or IV Permit application fees when letter recipient applies for permits if the letter is still valid.

H.	Enforcement Policy Letter	
	1. File review and site inspection only	\$850
	2. Technical document review	Refer to Fee Schedule for appropriate fee. (examples: CAR/NFAP; Environmental Audit (Phase II) Review; Risk Assessment (site specific) Review; Petroleum Contamination Cleanup Plan Review)
I.	Stormwater Utility Fee	
	a. Pursuant to Chapter 24 of the Miami-Dade County Code, the Miami-Dade County Stormwater Utility is authorized to establish, assess and collect stormwater utility fees upon all developed residential and developed non-residential property. The current fee is \$5.00 per month per Equivalent Residential Unit (ERU)	
	b. Stormwater Utility Fee Balance Request	\$10.00
	Expedited	\$40.00
J.	Initial Assessment for Determination of Tree Preservation Requirements	
	For properties not within natural forest communities:	
	a. Single family	\$140
	b. Multi-family, commercial or agricultural	\$690
K.	Enforcement Database Search Report	\$60
<u>L.</u>	<u>Assessment of development impacts to Environmentally Endangered Lands Program resources</u>	<u>\$230</u>

XVI. After-the-Fact Plan Reviews

A penalty fee amounting to 100% of the original fee, plus departmental administrative enforcement costs of \$100 for each official notice of violation issued prior to compliance shall be assessed for approvals issued after the regulated action has occurred. For commercial or corporate entities an additional penalty will be imposed reflecting previous after-the-fact permits, in an amount equivalent to the original fee times the number of after-the-fact reviews previously performed for the entity shall be added to the regular after-the-fact fee.

ATTACHMENT L

- | | |
|--|---------------------------------------|
| XVII. Plan Reviews for Revisions to Previously Approved Plans, Unless Otherwise Noted | 50% of original fee
(min. of \$50) |
| XVIII. Review of Second Resubmittal of Item(s) Originally Disapproved, Unless Otherwise Noted | 50% of original fee
(min. of \$50) |

OPERATING PERMIT FEES

I. RER Package Potable Water Treatment Plants			
A. Demands Less than 10,000 gpd		\$.085/gpd per year, but not less than \$225	
B. Demands Greater than 10,000 gpd		\$.085/gpd per year	
II. RER Package Sewage Treatment Plants			
A. Flows Less than 10,000 gpd		\$.085/gpd per year, but not less than \$375	
B. Flows Greater than 10,000 gpd		\$.08/gpd per year	
C. DEP five-year renewal permits for Type II and Type III delegated domestic wastewater facilities as defined in Rule 62-600.200, F.A.C.			
		Type II	Type III
1. Treatment plant with or without reuse / disposal system		\$3,000	\$1,000
2. Reuse/land application system and associated transmission/distribution facilities, when applied for separately from the treatment facility		\$3,000	\$1,000
3. Type III facilities having a permitted capacity of less than 10,000 gallons/day			\$600
III. Private Sanitary Sewage Pump Stations			
		\$175/year/station	
A. Sewer System Evaluation Survey (SSES) Review (Plan A)		\$120	
B. Sewer System Evaluation Survey (SSES) Review (Plan B)		\$280	
Resubmittal fee for Plan A or Plan B: (applies to second resubmittal and thereafter)		50% of original fee	
IV. Grease Discharge (Fats, Oil & Grease)			
FOG Generator			
4,000 or less sq. ft. in area		\$150	
4,001 to 20,000 sq. ft. in area		\$300	
>20,000 sq. ft. in area		\$750	
FOG Control Device Operator		\$300	
Re-inspection Fee (applies to second re-inspection and thereafter)		\$75	

V. Infiltration/Inflow Private Sanitary Gravity Sewers Pipes (Gravity Lines)

6" sewers	\$.12/linear foot
8" sewers	\$.20/linear foot
10" sewers	\$.26/linear foot
Temporary holding tanks/quarter	\$130

VI. Water Utilities Subject to Section 24-42, Miami-Dade County Code

Payment of all past due and current service fees required by Section 24-42, Miami-Dade County Code, together with any late charges to date, as required by Section 24-42, Miami-Dade County Code.

VII. Sewer Utilities Subject to Section 24-42, Miami-Dade County Code

Payment of all past due and current service fees required by Section 24-34, Miami-Dade County Code, together with any late charges to date, as required by Section 24-34, Miami-Dade County Code.

VIII. Fee Schedule Applicable to facilities Requiring a RER Resource Recovery and Management Facility Permit (based upon rated capacity or area to be permitted)

Application Fee for all Resource Recovery and Management Facilities (collected annually until permit process is completed) \$500

A. Operating Permits for Major Ground Disposal, Combustion, Biohazardous Processing or Other Facility:

	<u>Annual Fee:</u>
0 to 99 tons/day (TPD)	\$1,000
100 to 499 tons/day	\$3,000
500 tons/day and greater	\$22.50 x TPD

B. Operating Permits for Tire Storage and Processing Facilities:

Storing < 1,500 tires	\$300
Processing any or storing > 1,500 tires	\$800

C. Construction and/or Operating Permits for Composting, Mulching, Culing, Waste Relocating, Mining or Other Processing, Biohazardous Transfer & Hospital Ash Facilities:

0 - 99 tons/day	\$750
100-499 tons/day	\$2,200
500 tons/day and greater	\$16.50 x TPD

D.	Operating Permits for Lakefills:	
	< 10 acres	\$5,000
	10-20 acres	\$8,500
E.	Operating Permits for Ferrous Metal Recycling	
	0 - 99 tons/day	\$4,000
	100-499 tons/day	\$7,000
	500 tons/day and greater	\$22 x TPD
F.	Facilities Delegated to RER from the State of Florida Department of Environmental Protection (FDEP) which Require a State Operating Permit ¹⁴	
G.	Solid Waste Operating Permit for Engineering Certification	\$650
H.	Solid Waste Operating Permit for more than 2 Requests for additional information (RAIs)	\$200

State Fee Schedule for the Operation of Facilities which are FDEP Delegated Solid Waste Management Facilities and RER Resource Recovery & Management Facilities

Type of Facility	State Fee	RER Fee for Annual Operating Permit	Combined Fee Due – First year of 5 year FDEP Permit
-------------------------	------------------	--	--

SO Solid Waste Operating Permits

Class III Landfills	\$4,000 per day (TPD) Capacity	\$18.25 x Tons \$18.25 x TPD Capacity	\$4,000+
---------------------	--------------------------------------	---	----------

¹⁴ In accordance with the Specific Operating Agreement (SOA) between RER and FDEP, RER collects a separate State fee from delegated facilities for new permits, permit renewals, and transfers, in addition to the applicable RER annual fees. 20% of the collected State fee is remitted to the State and the remainder is used by RER to cover the reasonable cost of processing, issuing and enforcing applications for delegated State solid waste permits. Facilities pay either the “Combined Fee” or the “Annual Fee”, depending on the FDEP Permit year. The State Fee stipulated per Chapter 62-701, FAC, shall apply in the case of a conflict in the fee quoted in this fee schedule.

Resource Recovery Facility, Incinerator, or Research Demonstration & Design (21):

0 to 99 TPD	\$1,000	\$1,000	\$2,000
100 to 499 TPD	\$1,000	\$3,000	\$4,000
500 TPD and greater	\$1,000 x TPD Capacity	\$22.50 \$22.50 x TPD Capacity	\$1,000 +

Other:

0 to 99 TPD	\$500	\$1,000	\$1,500
100 to 499 TPD	\$500	\$3,000	\$3,500
500 TPD and greater	\$500 x TPD Capacity	\$22.50 \$22.50 x TPD Capacity	\$500 +

Compost – Yard Trash or Manure:

0 to 99 TPD	\$1,000	\$1,000	\$2,000
100 to 499 TPD	\$1,000	\$3,000	\$4,000
500 TPD and greater	\$1,000 Capacity	\$22 x TPD x TPD Capacity	\$1,000 +\$22

Compost or other Solid Waste:

0 to 99 TPD	\$3,000	\$1,000	\$4,000
100 to 499 TPD	\$3,000	\$3,000	\$6,000
500 TPD and greater	\$3,000 x TPD Capacity	\$22 \$22 x TPD Capacity	\$3,000 +

Type of Facility	State Fee	RER Fee for Annual Operating Permit	Combined Fee Due – First year of 5 year FDEP Permit
Waste Processing & Soil Treatment Facilities:			
0 to 99 TPD	\$1,000	\$1,500	\$2,500
100 to 499 TPD	\$1,000	\$3,000	\$4,000
500 TPD and greater	\$1,000	\$18.50 x TPD Capacity	\$1,000 + \$18.50 x TPD Capacity

Construction/Demolition (C/D) Disposal Facility Renewal

5 acres or less	\$1,000	\$1,200	\$2,200
Greater than 5, but less than or equal to 20 acres	\$1,000	\$2,750	\$3,750
Greater than 20 acres	\$1,000	\$130/acre	\$1,000 + \$130/acre

Type of Facility	State Fee	RER Fee for Annual Operating Permit	Combined Fee Due – First year of 5 year FDEP Permit
-------------------------	------------------	--	--

SF Solid Waste Closure Permits

Class I & Class II Landfills	\$7,500	\$500	\$8,000
Class III Landfills	\$4,000	\$500	\$4,500
Soil Treatment Facilities	\$2,000	\$500	\$2,500
Class I, Class II, Class III or Soil Treatment Facility Closure Renewals and Other	\$1,000	\$500	\$1,500
C/D Disposal, C/D Recycling or Soil Treatment Facility Long-term Care	\$2,500	\$500	\$3,000
C/D Disposal or Recycling Facility	\$2,500	\$500	\$3,000

WT Waste Tires

Waste Tire Process Facility

Small Process Facility Less than 1500 Tires	\$500	\$1,000	\$1,500
Greater than or equal to 1500 Tires	\$1,250	\$1,200	\$2,450
Waste Tire Collection Center Less than 1500 Tires	\$500	\$500	\$1,000

Type of Facility	State Fee	RER Fee for Annual Operating Permit	Combined Fee Due – First year of 5 year FDEP Permit
-------------------------	------------------	--	--

SB Biomedical: Off-site Biomedical Waste Treatment Facility (BMW)

0 to 99 TPD	\$1,000	\$925	\$1,925
100 to 499 TPD	\$1,000	\$2,800	\$3,800
500 TPD and greater	\$1,000 x TPD Capacity	\$21.75 x TPD Capacity	\$1,000 +

Miscellaneous

Minor Permit Modification (MM)	\$250	\$275	\$525
Transfer of Ownership or Permit (TO)	\$50	\$275	\$325
Time Extension on Permit (TX)	\$50	\$275	\$325

Other General Permit (GP)

IX. Industrial Waste 2

New Application Fee \$500

Industrial Facilities with reclaim systems, holding tanks, and spill prevention control and countermeasures:

Annual Fee:

Plant with capacities of:	
2,000 gals or less	\$1,000
2,001 to 20,000 gals	\$1,500
More than 20,000 gals	\$3,000

X. Industrial Waste 3

New Application Fee \$500

Industrial pretreatment facilities with discharge to the sanitary sewers with flows of:

0 to 5,000 GPD	\$1,100
5,001 to 25,000 GPD	\$1,500

XI. Industrial Waste Pretreatment (IWP)

New Application Fee	\$500
0 GPD	\$1,000
1 to 5,000 GPD	\$1,700
5,001 to 30,000 GPD	\$2,500
30,001 to 100,000 GPD	\$3,000
More than 100,000 GPD	\$4,000

XII. Industrial Waste 4

New Application Fee	\$500
Treatment with discharges onto the ground with flows of:	
0 to 5,000 GPD	\$1,700
More than 5,000 GPD	\$2,600

XIII. Hazardous Materials Storage and Transportation

A. Storage Tanks	\$106 (per tank)
B. Liquid Waste Haulers	
1. Application Fee	\$200
2. Renewal Fee	\$100
3. Permit Fee	
a. Septic tank contractors/portable toilet contractors	\$0.0039 per gallon transported per year
b. Radiator fluid (non-hazardous) & waste oil transporters	\$0.0073 per gallon transported per year
c. Waste photochemical fixer & hazardous waste transporters	\$0.043 per gallon transported per year
d. Dry sludge haulers	\$1.35/short ton
e. Biohazardous & nonhazardous industrial waste transporters	\$0.93/short ton

XIV. Industrial Waste 5
(Hazardous Materials/Waste Users and Generators)

New Application Fee \$250

A. Category A - Minimal Users or Generators of Hazardous Materials/Waste

Annual Renewal \$150 per facility

- Animal grooming business and/or kennel (on sewers and outside of wellfield protection areas)
- Carpentry shops/cabinet manufacturers with no painting
- Chemical storage and distribution - prepackaged and drummed chemicals – no mixing or repackaging
- Retail auto parts with small machine shop
- Tire sales and related services/no brake work
- Facilities required to have an operating permit as a condition to obtaining a variance
- Facilities that handle hazardous materials of a specific type and do not generate any liquid or hazardous waste (not otherwise categorized)
- Pest control service
- Used auto parts (dry storage only)

Note: Facilities collecting waste oil from the public for off-site recycling or reuse and not requiring any other permit shall have the annual fee waived unless the facility has received a Notice of Violation for operation of its waste oil collection during the preceding year.

B. Category B - Small Users or Generators of Hazardous Materials/Waste Served by Sanitary Sewers Outside Wellfield Protection Areas Unless Otherwise Specified

Annual Renewal: \$225 per facility

- Agricultural facilities inside wellfield protection areas storing over 55 gallons of hazardous materials (in liquid state) or generating hazardous waste
- AC repairs with degreasing
- Body shops - no painting or priming
- Carpentry shop and furniture manufacturing with painting
- Doctors and dentists offices with x-ray developing
- Funeral homes
- Machine shop (small, limited to less than 55 gallons per year of waste oil and solvents)
- Miscellaneous facilities involved in repacking and mixing of chemicals and not otherwise categorized
- Ornamental ironworks with painting
- Printing shops with three or less presses
- Facilities that handle hazardous materials and generate less than 55 gallons of hazardous waste per year

C. Category C - Medium Users or Generators of Hazardous Materials/Waste Served by Sanitary Sewers Outside Wellfield Protection Areas

Annual Renewal: \$560 per facility

- Aircraft maintenance and repairs
- Animal clinics, hospitals
- Automobile and truck repairs - no fleet operations
- Boat maintenance and repair - no manufacturing
- Chemicals repackaging, dilution and rebottling
- Construction industries - road construction and paving
- Electric motor repairs
- Engine repairs
- Furniture refinishing
- General machine shop generating solvents, waste oil, cutting fluid, and caustic boilout waste
- Golf Courses (no dry cleaning and no commercial laundry)
- Jewelry manufacturing
- Medical laboratories and outpatient clinics with lab or x-ray developing
- Paint distributors and product testing research labs
- Paint and body shops
- Photo and slide processing labs (including one-hour photo labs)
- Plastic manufacturing
- Printing shops with more than three presses
- Radiator repairing
- Silk screening and screen printing
- Used auto parts with no metal shredding or dismantling
- Miscellaneous facilities generating hazardous wastes and not otherwise categorized

D. Category D - Large Users or Generators of Hazardous Materials/Waste Served by Sanitary Sewers Outside Wellfield Protection Areas

Annual Renewal: \$750 per facility

- Battery manufacturers and reclaimers
- Boat manufacturers
- Chemical manufacturers and formulators
- Dry Cleaners
- Fleet maintenance operations
- Golf courses with dry cleaning or commercial laundry
- Paint manufacturing
- Paint and body shop conducting mechanical repairs not related to paint and body shop work

E. Category E - This category will be used for Hospitals and Junkyards served by Sanitary Sewers outside Wellfield Protection Areas

Annual Renewal: \$850 per facility

Surcharges -The types of facilities listed in Categories B, C, D, and E above will be assessed a \$125 surcharge if not served by sanitary sewers, and a \$125 surcharge if located within a wellfield protection area or served by private water supply wells.

XV. Industrial Waste 6

Required operating permit for non-residential land uses located within the Northwest Wellfield Protection Area or those non-residential land uses served by any liquid waste storage, disposal or treatment method (other than public sanitary sewers).

New Application Fee \$100

A. Facilities Within Maximum Day Pumpage Wellfield Protection Area of Alexander Orr, Snapper Creek, Southwest, Miami Springs Lower, Miami Springs Upper, John E. Preston, Hialeah wellfields, South Miami Heights, or the West Wellfield Protection Area

1. Free Standing facility \$150 each

2. Shared access tenants \$100 each

B. Facilities within Northwest Wellfield Protection Area \$150 each

XVI. Risk Based Corrective Action (RBCA) Closure

Required operating permit for contaminated sites closed with a no further action with conditions in accordance with Section 24-11.1(2)(J)(2) Code of Miami-Dade County, Florida.

Annual Permit Fee \$150

Ten-Year Permit Fee \$1,000

XVII. Agricultural Waste (AW) 2

Packing Facility with Total Reclaim of Wastewater (no discharge)

A. Base Fee:

<u>HOLDING CAPACITY</u> (Gallons)	<u>POTENTIAL DURATION OF OPERATION</u>	
	<u>Less than seven months</u>	<u>More than seven months</u>
1,000 or less	\$283	\$550
1,001 to 2,000	\$360	\$700
2,001 to 4,000	\$450	\$900
4,001 to 8,000	\$530	\$1,060
8,001 to 20,000	\$635	\$1,275
20,001 to 50,000	\$740	\$1,480
50,001 to 125,000	\$850	\$1,700
More than 125,000	\$1,060	\$2,120

XVIII. Agricultural Waste (AW) 3

Agricultural Facilities with Discharge to the Sanitary Sewers with Flows of:

1,000 GPD or less	\$500
1,001 – 5,000 GPD	\$775
5,001 – 15,000 GPD	\$1,130
15,000 - 25,000 GPD ¹⁵	\$1,250

XIX. Agricultural Waste (AW) 4

Agricultural Facilities with Discharges onto the Ground, with Flows of:

100 to 500 GPD	\$500
501 - 2,000 GPD	\$600
2,001 - 5,000 GPD	\$1,000
5,001 - 10,000 GPD	\$1,375
More than 10,000 GPD	\$1,850

¹⁵ Facilities discharging in excess of 25,000 GPD must obtain an Industrial Waste Pretreatment Permit

XX. Agricultural Waste 6

Operating permit fee for agricultural land uses located within the West Wellfield Interim Protection Area, South Miami Heights the Northwest Wellfield Protection Area, or within the maximum day pumpage wellfield protection area of the Alexander Orr, Snapper Creek, Southwest, Miami Springs Lower, Miami Springs Upper, John E. Preston or Hialeah wellfields, and not otherwise requiring any of the above listed Agricultural Waste operating permits.

Annual Fee \$150

XXI. Air Emissions Sources

A. Class A Sources, with actual or potential emissions (before controls) of any pollutant equal to or in excess of 100 tons per year, or belonging to any of the following categories of sources whose emissions may be less than 100 TPY.

1. Refuse Derived Fuel (RDF) fired steam generating plants
2. Coal or oil powered steam electric power plants
3. Coal fired industrial-commercial-institutional plants that use 100 tons or more per year of coal
4. Portland cement plants
5. Gray iron foundries
6. Commercial-industrial-institutional oil fired boilers that burn 2.5% S-oil or greater and burn 1.25 MM or more gallons per year
7. Secondary metallurgical foundries and smaller lead, brass, bronze, copper, aluminum, etc. smelters
8. Commercial-industrial-institutional incinerators whose maximum input is equal to or exceeds 500 lbs./hr.
9. Asphaltic concrete plants

A1 Sources	(Potential emissions [before controls] in excess of 1,250 tons per year)
Fee Amount:	\$4,000 per source per year

A2 Sources	(Potential emissions [before controls] between 250 tons per year and 1,250 tons per year)
Fee Amount:	\$2,250 per source per year

A3 Sources	(All other A Sources)
Fee Amount:	\$2,000 per source per year

B. Class B Sources, with potential emissions (before controls) equal to or in excess of 25 tons per year of any pollutant, or belonging to any of the following categories whose emissions may be less than 25 TPY.

1. Concrete batch plants (including block making, prefabricating, etc.)
2. Commercial-industrial-institutional incinerators whose maximum input is

ATTACHMENT L

less than 500 lbs./hr.

Fee Amount: \$850 per source per year

C. Class C Sources with Potential Emissions (before controls) of less than 25 TPY of any pollutant

Fee Amount: \$480 per source per year

D. Fuel Dispenser Vapor Recovery Systems (includes one biennial certification)

Fee Amount: \$3.50 per nozzle per year

E. Additional Certification Tests \$3.50 per nozzle per test

F. Chlorofluorocarbon (CFC) Permits

1. CFC suppliers holding no other RER operating permit \$100 per year

2. Refrigeration servicers holding no other RER operating permit \$100 per year

G. Facilities Requiring State Operating Permit

<u>DESCRIPTION</u>	<u>AMOUNT</u>
AO Air Operation	
OO Multiple Sources per Application	Per Source
1A Major Source – Stack Sample	0
1B Major Source – Other Sample	0
1C Major Source – No Sample	0
2A Minor Source – Stack Sample	\$1,500
2B Minor Source – Other Sample	\$1,000
2C Minor Source – No Sample	\$750
MM Minor Modification	\$250
V1 Variance from Permitting Stand. or Cond.	\$2,000
TO Transfer of Ownership/Permit	\$50
TX Time Extension on Permit	\$50

XXII. Enforcement of Covenant Provisions

Annual inspection of facilities/ properties to determine compliance with covenant provisions and for which no other operating permit is required	\$125
--	-------

XXIII. Boat Docking and Boat Storage Facilities

A.	Wet Slips/Dry Storage	<u>Annual Fee</u>
	1. Recreational facility	\$75 + \$7/slip up to max. of \$1,060
	2. Commercial facility	\$140 + \$7/slip up to max of \$1,060
	3. Recreational or commercial with repairs, maintenance, fueling or other industrial activity	\$265 + \$7/slip up to max of \$1,380

XXIV. After-the-Fact Permits

A penalty fee amounting to 100% of the original application fee and permit fee, plus departmental administrative enforcement costs of \$100 for each official administrative order to correct issues prior to compliance, is to be assessed for permits applied for and issued after the regulated action has occurred. For commercial or corporate entities, an additional penalty will be imposed reflecting previous after-the-fact permits, in an amount equivalent to the original application fee and permit fee times the number of after-the- fact permits previously issued to the entity shall be added to the regular after-the-fact fee.

Extension Requests	\$125
--------------------	-------

XXV. Performance Based Operating Permit Fees or Temporary Operating Order

All facilities required to obtain Annual Operating Permits or Temporary Operating Orders shall have the amount of the fee evaluated on the date of issuance or date of renewal. Facilities in compliance with Chapter 24, Miami-Dade County Code, throughout the 365 day period prior to the date of issuance or date of renewal shall be assessed fees in accordance with the "RER Fee Schedule; Operating Permits; Sections I through XXII". Those facilities which, due to code violations, have required inspections in addition to those routinely performed pursuant to the operating permit requirements, shall pay a permit or operating order fee calculated as follows:

Inspection Type	Addition to Base Fee Per Inspection
Inspection, no lab work	\$220

Inspection, lab work \$275

Lab work includes air, water, or soil analysis performed by the RER Lab. The total annual operating permit fee will be the sum of the base fee and the additional inspection fees based upon the number of each type of inspection actually performed times the value of each inspection.

XXVI. Previous Years' Unpaid Permit Fees

Facilities identified as requiring an operating permit to comply with the provisions of Chapter 24 shall be responsible for paying previous years' unpaid permit fees back to and including the first year RER inspected the facility and informed the operators in writing that the facility requires an annual operating permit from the department.

XXVII. Recovery of Administrative Costs Pursuant to Chapter 8CC MDC Code

A violator found guilty of a violation of Chapter 24 of the Code of Miami-Dade County by a Hearing Officer presiding over an administrative hearing held pursuant to Chapter 8CC of the Code shall be liable for Department administrative costs as follows:

Inspection Type	Fee Per Inspection
Type 1, (basic inspection)	\$50
Type II, (basic inspection + follow-up)	\$145
Type III, (Type II inspection + sampling)	\$145 + laboratory costs

Lab work includes air, water, or soil analysis performed by the RER Lab.

XXVIII. One-Time Two-Year Permit Extension Pursuant to Ordinance No. 10-14

The following RER Development Permits may be extended, subject to the Director's approval, upon payment of an Extension FEE equal to the greater of \$79 or 10% of the initial permit fee.

Water Extension Permit

Water Treatment System Permit

Class I Coastal Construction/Wetland Permit

Class I Mangrove Trimming Permit

Class II Overflow/Outfall System Permit

Class III Canal Right-of-Way Work Permit

Class IV Wetland Permit (non-coastal and non-rock mining)

Class IV Wetland Rock Mining Permit

Class VI Drainage Permit (Non-Residential with Contamination)

Tree Removal Permit

Natural Forest Community Permit

Industrial Waste Pretreatment Permit

Air Construction Permit

XXIX. RER Surcharge

An RER surcharge of 7.5% on all Plan Reviews and Operating Permits listed in this Fee Schedule to be used to fund the operation of divisions of RER that provide supporting functions for the paid activity.

1. This surcharge does not apply to the issuance of State permits and authorizations delegated to Miami-Dade County by the State where fee amounts are set by agreement or State law.
2. This surcharge does not apply to Stormwater Utility Fees, and Mitigation contributions.

XXX. EXPEDITED FEES

Requests for expedited services and the associated fees noted in any of the sections of this implementing order are subject to the availability of staff.

I.O. No.: 4-137
Ordered:
Effective: 10/01/23

**MIAMI-DADE COUNTY
IMPLEMENTING ORDER**

FEE SCHEDULE FOR FLORIDA DEPARTMENT OF HEALTH IN MIAMI-DADE COUNTY

AUTHORITY:

Florida Statutes §154.06, Section 381.0051, and Florida Administrative Code 64F-16.

SUPERSEDES AND INCORPORATES:

This Implementing Order supersedes previous Implementing Order 4-137 ordered September 20, 2018 and effective October 1, 2018; and incorporates IO 4-126.

POLICY:

This Implementing Order establishes user fees of the Florida Department of Health in Miami-Dade County ("Department") to collect for meeting the public health needs of the residents and visitors of Miami-Dade County.

PROCEDURE:

The responsibility for this Implementing Order is assigned to the Director/Administrator of the Department who shall be responsible for the collection of fees and the delivery of required services pursuant to the Florida Statutes. Each two years or earlier, if need arises, the Director/Administrator shall review all fees in terms of their cost and recommend necessary changes.

The fees are subject to adjustment in accordance with the following:

Summary of Sliding Fee Scale Policy and Procedures:

Sliding fee scales are produced by the Department to help make medical services more affordable for clients. Financially eligible clients are not required to pay full charges to receive most Department services including communicable disease and integrated family health services. All clients, regardless of poverty level, are required to pay the full cost for other elective Department services, such as vital statistics or international immunizations.

The Department revises its sliding fee scales each year after the federal government has produced its annual poverty guidelines. Financially eligible clients will not be required to pay full cost to receive Department services. Rather, these clients will pay a reduced cost in relation to their poverty status. There are two sliding fee scales produced by the Department. One applies to Department's clients when they are not receiving family planning services; and one for Department's clients who are receiving family planning services.

The Department's client's poverty status is determined based on the client's annual household income and the number of individuals in the person's family. The lower the annual household income and/or a large family size places a person in a lower poverty status.

The Department's sliding fee scales are calculated by using the annual poverty income for a family of one and the income amount to be added for each additional family member provided by the federal government. The annual poverty guidelines are published each year in February. The Department prepares the new scales, and these calculations are internally reviewed within the Department prior to release. The sliding fee scale is finally released in the beginning of March, with implementation in the Health Clinic Management System around the end of March.

The Department has been given authority for the sliding fee scales by the Florida Legislature in Section 154.011(1)(c), 7, Florida Statutes, and 64F-16, Florida Administrative Code.

Additionally, the Department complies with the following Fee Guidelines from Florida Administrative Code, Section 64F-16.006 (2018):

Sliding Fee Scale.

- 1) Persons with net family incomes between 101 and 200 percent of the Health and Human Services Poverty Guidelines for the 48 Contiguous States and the District of Columbia (Poverty Guidelines), as published in the January 18, 2018 rendition of the Federal Register, incorporated by reference and available at <https://www.flrules.org/Gateway/reference.asp?No=Ref-09394> or <https://aspe.hhs.gov/poverty-guidelines>, shall be charged a fee on a sliding scale based on the following increments. For family planning services only, persons with incomes between 101 percent and 250 percent of poverty shall be charged on a sliding fee scale as described in paragraph 64F-16.006(3)(h), F.A.C., below:
 - a) Persons with incomes at or below 100 percent of the poverty guidelines shall pay no fee.
 - b) Persons with incomes at 101 to 119 percent of the poverty guidelines shall pay 17 percent of the full fee.
 - c) Persons with incomes at 120 to 139 percent of the poverty guidelines shall pay 33 percent of the full fee.
 - d) Persons with incomes at 140 to 159 percent of the poverty guidelines shall pay 50 percent of the full fee.
 - e) Persons with incomes at 160 to 179 percent of the poverty guidelines shall pay 67 percent of the full fee.
 - f) Persons with incomes at 180 to 199 percent of the poverty guidelines shall pay 83 percent of the full fee.
 - g) Persons with incomes at or above 200 percent of the poverty guidelines shall pay the full fee.
- 2) Laboratory, pharmacy, and radiology charges may be added separately to the clinic visit charge but must be charged on the sliding fee scale.
- 3) This sliding fee scale applies to recipients of integrated family health and communicable disease control services, with the following exceptions:
 - (a) Participants in the Special Supplemental Nutrition Program for Women, Infants, and Children (WIC) shall not be charged any fee for WIC certification or WIC benefits.
 - (b) There shall not be any fee charged for childhood immunizations required for admittance to or attendance in school as specified in section 232.032, F.S.
 - (c) There shall not be any fee charged for a Medicaid reimbursable service to any Department client/patient who is eligible for and enrolled in the Medicaid program.
 - (d) Clients served by the Department and its subcontractors shall not be denied services for tuberculosis, sexually transmitted disease, or HIV/AIDS communicable disease control because of failure or inability to pay a prescribed fee, regardless of their income.
 - (e) Clients interviewed, examined, or tested at the Department's initiative because they are a contact to a case of a communicable disease or because they are a member of a group at risk that is being investigated by the Department may not be charged a fee for the interview, examination, or testing; these clients may be charged on a sliding fee scale for any treatment indicated, but they cannot be denied services based on inability to pay.
 - (f) Clients served by the Department and their subcontractors shall not be denied family planning services for failure or inability to pay a prescribed fee, regardless of their income; however, all family planning methods, shall be limited depending on the availability of funds.
 - (g) Clients shall not be denied pregnancy testing for failure or inability to pay a fee.
 - (h) For family planning services only, persons with net family incomes between 101 percent and 250 percent of the poverty guidelines shall be charged a fee on a sliding scale based on the following increments:
 1. Persons with incomes at or below 100 percent of the poverty guidelines shall pay no fee.
 2. Persons with incomes at 101 to 129 percent of the poverty guidelines shall pay 17 percent of the full fee.

3. Persons with incomes at 130 to 159 percent of the poverty guidelines shall pay 33 percent of the full fee.
 4. Persons with incomes at 160 to 189 percent of the poverty guidelines shall pay 50 percent of the full fee.
 5. Persons with incomes at 190 to 219 percent of the poverty guidelines shall pay 67 percent of the full fee.
 6. Persons with incomes at 220 to 250 percent of the poverty guidelines shall pay 83 percent of the full fee.
 7. Persons with incomes at or above 251 percent of the poverty guidelines shall pay the full fee.
- 4) Persons with net family incomes above 200 percent of the poverty guidelines shall be charged the full fee promulgated by the Department or the Board of County Commissioners, with the exception of those groups listed in paragraphs (3)(a) through (h), above.

Rulemaking Authority 154.011(5) FS. Law Implemented 154.011 FS. History-New 10-14-93, Amended 8-2-94, 4-29-96, Formerly 10D-121.007, Amended 6-24-02, 6-17-03, 6-30-10, 1-2-17, 5-21-18.

FEE SCHEDULE:

The fee schedule attached, allowing for adjustments in accordance with the Sliding Fee Scale Policy and Procedures above, adopted by this Implementing Order has been presented and is considered a part hereof. In accordance with Section 2-3 of the Code of Miami-Dade County, this official Fee Schedule is also filed with the Clerk of the Board of County Commissioners.

This Implementing Order is hereby submitted to the Board of County Commissioners of Miami-Dade County, Florida.

Approved by the County Attorney as
to form and legal sufficiency _____

FLORIDA DEPARTMENT OF HEALTH IN MIAMI-DADE COUNTY FEES

A. PRIMARY CARE AND COMMUNICABLE DISEASE FEES

The Department sets fees for clinical services using common procedural terminology codes (CPT). This is the national methodology for billing used by most doctors, medical clinics, health departments, and hospitals, including Jackson Health System. Medicaid, Medicare, and all third party insurance companies pay only for clinic procedures billed by CPT codes.

Fees for primary care and communicable disease services will be set at the current Medicare Rate. Unless otherwise approved, when a service is not included in the Medicare schedule, the rate will be up to the 75th percentile level of the rate-based value scale as determined by the current Physician Fee Reference Handbook. In the event, however, that up to the 75th percentile level of the rate-based value scale is less than the current Medicaid fee, then the Medicaid fee will be charged.

A sliding fee scale is applicable to fees. Approximately 81% of the Department’s patients pay nothing for services under the sliding fee scale. Services designated as elective will not be subject to the sliding fee scale. Elective services include, but are not limited to:

1. Most adult immunizations
2. Medical clearance
3. Adjustment of status services
4. Non-medically necessary treatments at STD clinics.

Some services will be free. These services include:

1. Childhood immunizations (age 18 or under)
2. Tuberculosis case contact medical assessment visit
3. Case referrals for sexually transmitted disease treatment
4. Family planning services for minors.

B. OTHER MEDICAL SERVICES

All fees listed here may be raised annually, based on the annual average increase in the Consumer Price Index for the previous year. In no event will fees exceed Medicare rates, when available.

1. Overseas Immunizations
 - a. Consultation Fee for a specific travel itinerary- \$45.00- \$54
 - b. Administration Fee for injection - Medicare rate
 - c. Minimum Charge for vaccine per dose. Vaccine costs will be the cost of vaccine plus 10%.
 - d. Clients requesting overseas immunizations shall pay the price of the Consultation Fee, Administration Fee(s), and the vaccine charge.

2. Adult immunizations (Immunization to individuals 19 years and older)
 - a. Administration Fee for injection - Medicare rate
 - b. Minimum Charge for vaccine per dose. Vaccine costs will be the cost of vaccine plus 10%.
 - c. Immunization fees charged under this schedule may be those charged for Overseas Immunization, excluding the Consultation Fee.

3. Childhood Immunizations (Immunizations to persons 18 years of age and under)

ATTACHMENT M

- a. No fee will be charged for childhood immunizations required for admittance to attendance in school as specified in Florida Statute §1003.22.
- b. Administration Fee for immunizations not required for school - Not to exceed the Medicare rate.
4. Laboratory Services
 - a. The rate for laboratory work by a reference laboratory and by Florida State Bureau of Laboratories will be cost plus a ~~\$10~~ \$12.00 processing/handling fee.
 - b. For tests conducted by the Department, the Medicare rate will be used.
 - c. Fees will not be charged for services when funded by a grant or Miami-Dade County funding.
5. Completion of Insurance/Disability/Medical Reports or Forms, per form: ~~\$25.00~~ \$30.00
6. School Health Physicals
Limited school health physicals (does not include laboratory work): ~~\$35.00~~ \$42.00
7. Civil Surgeon Fee. Applicants to immigration status in the United States are required to undergo a medical examination performed by a Civil Surgeon who has been designated by United States Citizenship and Immigration Services (USCIS.) The medical examination of these applicants are designed to protect the health of the United States population.
 - a. Civil Surgeon Comprehensive Fee (Vaccination fee rate not included): ~~\$200.00~~ \$239.00
8. Family Planning Elective Services. All fees listed may be raised annually, based on the annual average increase in the Consumer Price Index for the previous year. In no event will fees exceed Medicare rates, when available.
 - a. Colpo of the Cervix ~~\$123.96~~ \$148.00
 - b. Colpo of the Cervix with Biopsy Endo Curretta ~~\$172.16~~ \$205.00
 - c. Colpo of the Cervix with Biopsy ~~\$161.41~~ \$193.00
9. School Health Charter School Consultation Program
 - a. Screening services (vision, hearing, scoliosis, and Body Mass Index) ~~\$5.80~~ \$7.00
per child
 - b. Health Appraisals, Referral and Follow-Up ~~\$50.00~~
\$60.00 per
hour
 - c. Review of Health Record for Identification of medical conditions/high-risk students ~~\$50.00~~
\$60.00 per
hour
 - d. Individual Health & Emergency development for children with medical conditions/high risk ~~\$50.00~~
\$60.00 per
hour

C. PUBLIC HEALTH SERVICES

1. HIV Testing for Professionals. Testing for health care professionals who are requesting such testing to meet professional standards or guidelines inclusive of pre-and –post-test counsel: Not to Exceed Medicare rate.
2. Vital Statistics
 - a. Birth Certificates \$20.00
 - b. Birth Additional \$16.00
 - c. Death Records \$20.00
 - d. Death Additional \$16.00

- e. Birth and Death Certificate Expedite Fee \$10.00
- f. Non-Contagious Disease certification for body transport overseas \$10.00
- g. Miscellaneous fee:
 - i. Notary Service \$10.00
 - ii. Birth and Death Certificate Document Holders \$3.00
- 3. Health Promotion and Education
 - a. HIV 501 Course - Counseling, Testing, partner elicitation, and notification training course, per individual from for-profit organization/association that does not have a formal agreement with the Department \$60.00
 - b. HIV 102 and 104, per individual from for-profit organization, /association that does not have a formal agreement with the Department \$25.00
 - c. Tuberculosis 101 Course, per individual \$15.00
- 4. Public Health Investigations. Actual costs will be billed to commercial enterprises where the enterprise is determined to be at fault as determined by the Department and when the Department is asked to intervene in a dispute between two private parties when such dispute involves a public health matter.
- 5. Review and certification of the emergency plans of home health agencies, nurse registries, hospice programs, and home medical equipment providers in accordance with Florida Statutes.
 - a. \$60.00 per year for initial review of plans, and \$30.00 for any updates and/or revisions that occur during the year.

D. COMMUNITY HEALTH

- 1. Community Health and Nutrition Services
 - a. Continuing Education
 - i. Continuing Professional Education (CPEU) – Professional seminars leading to credit hours for licensed medical professionals \$30 per credit hour / person
 - b. Wellness, Nutrition and Health Promotion for general public
 - i. Group classes (additional charge for materials and food) \$75.00 per hour
 - ii. Individual rate \$10.00 per class per person
 - iii. Wellness Package for businesses and agencies – 12 week package \$500.00 up to \$1,000.00
 - iv. Individual Wellness Consult \$25.00 per hour per person
 - v. Smoking Cessation – 7 sessions per person \$75.00

- 2. Health Promotion and Education
 - a. Community Health Education Presentation. A planned educational session using established curriculum and defined learner objectives for the purpose of facilitation voluntary adaptation of behavior, per group. All materials are included \$25.00 per person
 - b. Long Distance Learning, per credit hour. Teleconferenced college curricula at all student levels. Currently participating in a Master of Public Health program. Access requires certain prerequisites and acceptance of the individual based on space availability. \$15.00 per credit hour

E. DENTAL SERVICES

- 1. Fees will be based on the Florida Department of Health Relative Value Units (RVA) for each service times the average unit cost as calculated on an annual basis.
- 2. In addition, the following fees are established as of October 2017. All fees listed may be raised annually, based on the annual average increase in the Consumer Price Index for the previous year. In no event will fees exceed Medicare rates, when available.
 - a. Dental Periodontal Scaling and Root Planing – One to three teeth per quadrant ~~\$20.80~~ \$25.00
 - b. Dental Extraction, Erupted Tooth or Exposed Root (Elevation and or forceps removal): ~~\$56.48~~ \$67.00
 - c. Dental Topical fluoride varnish therapeutic application for moderate to high ~~\$22.89~~ \$27.00
 - d. Dental Gingival irrigation per quadrant ~~\$15.00~~ \$18.00

F. ENVIRONMENTAL HEALTH PROGRAM (GENERAL)

	<u>Fee</u>	<u>Expedited Fee</u>
1. Condominium Inspection	\$500	
2. Condominium Re-inspection	\$250	
3. <u>1.</u> Youth Fair Inspection	\$500 <u>\$672</u>	
4. <u>2.</u> Inspection of Food Preparation and Kitchen Areas	\$140 <u>\$193</u>	
5. <u>3.</u> Health & Safety Inspections (Foster Homes, After School Care, Assistant Living Facilities, including Adult Family Care Homes and Residential Treatment, Group Homes, Schools)	\$100 <u>\$138</u>	
6. Indoor Air Investigation without Sampling	\$200	
7. <u>4.</u> Facilities Plan Review	\$400 <u>\$138</u>	<u>\$276</u>
a. <u>Rework fee per session after initial review</u>	<u>\$200</u>	
8. Food Export Certification fee	\$40/hr	
9. <u>5.</u> Florida Clean Indoor Air Act (FCIAA) Compliance Inspection	\$75 <u>\$90</u>	
10. <u>6.</u> Other Inspections:		
b. Annual Inspection of Food Preparation Areas	\$140 <u>\$193</u>	
c. Annual Fee for Health and Safety Inspections (Foster Homes, After School Care, Assisted Living Facilities including Adult Family Care Homes and Residential Treatment, Group Homes, Schools):	\$400 <u>\$138</u>	

- d. Annual Fee for Health and Safety Inspections for Child Care Centers - Centers Licensed for Less than 25 Children \$50 \$60
- e. Annual Fee for Health and Safety Inspections for Child Care Centers - Centers Licensed for 26- 50 Children \$75 \$90
- f. Annual Fee for Health and Safety Inspections for Child Care Centers – Centers licensed for 51 Children or more \$400 \$119

The Environmental Fees will be increased automatically by 3%, or the current inflation rate, whichever is higher, annually, beginning the 1st of October of each year.

G. FACILITIES PROGRAM

1. The Environmental Health facilities program include facilities that fall under biomedical waste, body piercing, food safety and sanitation, group care-residential, group care-schools, migrant farmworker housing, mobile home parks, tanning, and tattoos. The fees are as follows for the Environmental Health Facilities Program:

- a. Re-inspection fee (field visit) \$75 \$84
- b. Consultation fee – 1 hour (field or office visit) \$75 \$84

For the food safety and sanitation program, initial re-inspection fee only. After second re-inspection, state fee only is charged.

	<u>Fee</u>	<u>Expedited Fee</u>
2. Swimming Pool Program.		
a. Re-inspection Fee (field visit)	<u>\$75</u> <u>\$84</u>	
b. <u>IOP Plan Review</u>	<u>\$150</u>	<u>\$300</u>
c. <u>Modification Plan Review</u>	<u>\$100</u>	<u>\$200</u>
d. <u>Rework fee per session after initial review</u>	<u>\$200</u>	

The environmental fees will be increased automatically by 3 percent, or the current inflation rate, whichever is higher; annually, beginning the 1st of October of each year.

H. ONSITE SEWAGE TREATMENT AND DISPOSAL SYSTEM PROGRAM

- 1. Application and plan review for construction permit for new system \$25 \$30
- 2. Application and approval for existing system, if system inspection is not required \$55 \$65
- 3. Application for permitting of a new performance-based treatment system \$185 \$205
- 4. Site evaluation \$170 \$190
- 5. Site re-evaluation \$135 \$150
- 6. Permit or permit amendment for new system, modification or repair to system \$85 \$95
- 7. Research / Training surcharge, new and repair permits \$5 \$10
- 8. Initial system inspection \$125 \$140
- 9. System re-inspection (stabilization, non-compliance or other inspection after the initial inspection) \$75 \$85
- 10. Application for system abandonment permit, includes permit issuance and inspection: \$50 \$55

11.	Annual operating permit industrial/manufacturing, zoning, or commercial sewage waste	\$225	<u>\$250</u>
12.	Biennial operating permit for aerobic treatment unit or performance-based treatment system	\$150	<u>\$165</u>
13.	Amendment to operating permit	\$135	<u>\$150</u>
14.	Tank Manufacturer's Inspection per year	\$150	<u>\$165</u>
15.	Septage Disposal Service permit per year	\$110	<u>\$125</u>
16.	Portable or Temporary Toilet Service permit per year	\$110	<u>\$125</u>
17.	Additional charge per pump out vehicle, septage disposal service or portable toilet service	\$55	<u>\$65</u>
18.	Aerobic treatment unit maintenance entity permit per year	\$40	<u>\$46</u>
19.	Variance Application for a single family residence per each lot or building site	\$175	<u>\$195</u>
20.	Variance Application for a multi-family or commercial building per each building site	\$200	<u>\$220</u>
21.	New Service Application (Request for Additional Information (RAI) re-work	\$100	
22-21.	Repair and existing system application: Request for Additional Information (RAI)	\$50	<u>\$55</u>

<u>OSTDS Plan Review Fees</u>	<u>Fee</u>	<u>Expedited Fee</u>
A. <u>Plan review for a new system</u> (Combination of H1, H6, H7, H8 fees)	\$275	\$550
B. <u>Plan review for a modification</u> (Combination of H1, H6, H8 fees)	\$265	\$530
C. <u>Plan review for PBTS</u> (Combination of H3, H6, H7, H8 fees)	\$450	\$900
D. <u>Rework fee per session after initial review</u>	\$200	

To adjust for the cost of living, the Department shall increase the On-Site Sewer Disposal and Treatment Services (OSTDS) fees on a 10 percent rate every five years. The Department shall round any increased fees to the next highest whole five (5) dollar increment.

The fees under this section represent County fees only. In addition to these, State fees will be charged according to the Chapter 64E-6.030 of the Florida Administrative Code.

I. DRINKING WATER PROGRAM

1. The fees under this section represent proposed County fees only. In addition to these, State fees shall be charged per Chapter 62E-4.050 of the Florida Administrative Code. Currently, the Department does not charge any County fees.
2. To adjust for inflation and the cost of living, the Department shall increase the Drinking Water fees on a 3% rate every year. The Department shall round any increased fees to the next highest whole five (5) dollar increment.
3. **Annual Operating Licenses**
 - i. The annual operating license County fees for community public water systems based on the system's permitted design capacity will be as follows:

Design Capacity	Fee
-----------------	-----

(a) 10 MGD ¹ and above	\$1,500
	<u>\$1,690</u>
(b) 5 MGD up to 10 MGD	\$1,000
	<u>\$1,155</u>
(c) 1 MGD up to 5 MGD	\$500
	<u>\$565</u>
(d) .33 MGD up to 1 MGD	\$250
	<u>\$285</u>
(e) .05 MGD up to 0.33 MGD	\$125
	<u>\$145</u>
(f) Less than 0.05 MGD	\$25
	<u>\$35</u>
ii. The annual operating license County fee for consecutive community public water systems shall be based on their population served as reported by the system during their most recent Sanitary Survey as follows:	
Population Served	Fee
(a) 25-500	\$15
	<u>\$25</u>
(b) 501-3,300	\$25
	<u>\$35</u>
(c) 3,301-10,000	\$125
	<u>\$145</u>
(d) 10,001-50,000	\$250
	<u>\$285</u>
(e) 50,001-100,000	\$500
	<u>\$565</u>
(f) More than 100,000	\$1,000
	<u>\$1,155</u>
iii. The annual operating license County fee for non-transient, non-community public water systems shall be	
	<u>\$25 \$35</u>
iv. The annual operating license County fee for transient, non-community public water systems shall be	
	<u>\$15 \$25</u>

4. Permitting

i. Construction permit for each Category I through III treatment plant, as defined in Rule 62-699.310, F.A.C.	
a. Treatment plant – 5 MGD and above	\$3,130
	<u>\$3,635</u>
b. Treatment plant – 1 MGD up to 5 MGD	\$2,500
	<u>\$2,895</u>
c. Treatment plant – 0.25 MGD up to 1 MGD	\$1,750
	<u>\$2,030</u>
d. Treatment plant – 0.1 MGD up 0.25 MGD	\$1,000
	<u>\$1,155</u>
e. Treatment plant – up to 0.1 MGD	\$500
	<u>\$580</u>
ii. Construction permit for each Category IV treatment plant, as defined in Rule 62-699.310, F.A.C.	
a. Treatment plant – 5 MGD and above	\$3,130
	<u>\$3,635</u>
b. Treatment plant – 1 MGD up to 5 MGD	\$2,500
	<u>\$2,895</u>
c. Treatment plant – 0.25 MGD up to 1 MGD	\$1,750
	<u>\$2,030</u>
d. Treatment plant – 0.1 MGD up 0.25 MGD	\$1,000
	<u>\$1,155</u>
e. Treatment plant – 0.01 MGD up to 0.1 MGD	\$500
	<u>\$580</u>
f. Treatment plant – up to 0.1 MGD	\$200
	<u>\$230</u>
iii. Construction permit for each Category V treatment plant, as defined in Rule 62-699.310, F.A.C.	
a. Treatment plant – 5 MGD and above	\$2,500
	<u>\$2,895</u>
b. Treatment plant – 1 MGD up to 5 MGD	\$1,500
	<u>\$1,745</u>
c. Treatment plant – 0.25 MGD up to 1 MGD	\$500
	<u>\$580</u>
d. Treatment plant – 0.1 MGD up 0.25 MGD	\$250
	<u>\$285</u>

¹ MGD means “Million gallons per day”

e.	Treatment plant – up to 0.1 MGD	\$150	\$180
iv.	Distribution and transmission systems, including raw water lines into the plant, except those under general permit.		
a.	Serving a community public water system	\$230	\$255
b.	Serving a non-transient non-community public water system	\$180	\$205
c.	Serving a non-community public water system	\$130	\$150
v.	Construction permit for each public water supply well		
a.	Well located in a delineated area pursuant to Chapter 62-524, F.A.C.	\$250	\$285
b.	Any other public water supply well	\$130	\$150
vi.	Major modifications to systems that alter the existing treatment without expanding the capacity of the system and are not considered substantial changes pursuant to subsection 62-4.050(7), F.A.C., below.		
a.	1 MGD and above	\$1,000	\$1,155
b.	0.1 MGD up to 1 MGD	\$500	\$580
c.	0.01 MGD up to 0.1 MGD	\$250	\$285
d.	Up to 0.01 MGD	\$130	\$150
vii.	Minor modifications to systems that result in no change in the treatment or capacity		
a.	0.1 MGD and above	\$250	\$285
b.	Up to 0.1 MGD	\$130	\$150
viii.	General Permit fee for any General Permit not specifically in subparagraphs i. through vii above:		
		<u>Fee</u>	<u>Expedited Fee</u>
a.	General permits requiring Professional Engineer or Professional Geologist certification	\$170 <u>\$200</u>	<u>\$400</u>
b.	General permits not requiring Professional Engineer or Professional Geologist certification	\$130	
ix.	For distribution systems, in addition to the General Permit fee, the following fees will be applied based on the extension of the water main and its diameter.		
		<u>Fee</u>	<u>Expedited Fee</u>
a.	Water mains 12" or larger (per linear foot)	\$0.25	<u>\$.50</u>
b.	Water mains 6" or larger (per linear foot)	\$0.20	<u>\$.40</u>
c.	Water mains less than 6" (per linear foot)	\$0.15	<u>\$.30</u>

- x. Clearance letters for water main extensions, under general permits, will have the following fees based on the project size.

	<u>Fee</u>	<u>Expedited Fee</u>
a. Water mains less than 1,000 ft	\$100 <u>\$125</u>	<u>\$250</u>
b. Water mains less than 5,000 ft	\$200 <u>\$235</u>	<u>\$470</u>
c. Water mains less than 10,000 ft	\$300 <u>\$355</u>	<u>\$710</u>
d. Water mains less than 15,000 ft	\$400 <u>\$470</u>	<u>\$940</u>
e. Water mains more than 15,000 ft	\$500 <u>\$580</u>	<u>\$1,160</u>

- xi. Clearance letters for specific permits will have the following fees

a. Community water treatment plant, including major modifications or additions with change in capacity and/or treatment	\$500 <u>\$580</u>
b. Community water treatment plan, including minor modifications with no changes in capacity or treatment	\$200 <u>\$230</u>
c. All other specific permit clearances	\$150 <u>\$180</u>

- xii. Additional service for permitting will have the following fees

	<u>Fee</u>	<u>Expedited Fee</u>
a. Additional plan stamping for specific or general permits	\$10 <u>\$20</u>	
b. Public water service connection plan review with no permit required stamp (up to 7 sets)	\$400 <u>\$125</u>	<u>\$250</u>

- xiii. Rework fee per session after initial review \$200

5. Sampling

- i. Chemical and Bacteriological sampling, which include collection, and lab fees, will be charged as follows:

a. Chemical compliance water samples (Nitrate/Nitrite)	\$120 <u>\$145</u>
b. Bacteriological compliance water samples	\$50 <u>\$60</u>
c. Private well bacteriological water samples	\$90 <u>\$115</u>
d. Bacteriological clearance water samples	\$90 <u>\$115</u>
e. Bacteriological water samples at FDOH licensed facilities (with no food service)	\$90 <u>\$115</u>
f. Bacteriological water samples at FDOH licensed facilities (with food service, 2 days)	\$180 <u>\$210</u>
g. Bacteriological Beach water samples	\$90 <u>\$115</u>

J. WELL CONSTRUCTION PERMITTING

- 1. To adjust for inflation and the cost of living, the Department shall increase the Well Construction Permitting fees on a 3 percent rate every year. The Department shall round any increased fees to the next highest whole five (5) dollar increment.

2. Fees:

- | | |
|--|-------------------------|
| (a) Irrigation and other Non-Potable well, including one inspection | \$250 -\$300 |
| (b) Domestic well, including one inspection | \$250 -\$300 |
| (c) Public supply well greater than or equal to 6" in diameter, including one inspection | \$500 -\$595 |
| (d) Public supply well less than 6" in diameter, including one inspection | \$375 -\$450 |
| (e) Monitoring well (up to 8 under same folio number and with same conditions) | \$90 -\$115 |
| (f) Well abandonment (up to 8 under same folio number and with same conditions) | \$125 -\$150 |

**OPERATING BUDGET
APPROPRIATION SCHEDULES**

**AMERICAN RESCUE PLAN ACT (ARPA)
Grants
(Fund SR012)**

<u>Revenues:</u>	<u>2023-24</u>
Carryover	<u>\$500,000</u>
<u>Expenditures:</u>	
Reimburse OMB Program Management Expenditures (Fund G3046)	\$75,000
Reserve for Future Program Management Expenditures	<u>425,000</u>
Total	<u>\$500,000</u>

**COUNTYWIDE EMERGENCY CONTINGENCY RESERVE FUND
(Fund G1002)**

<u>Revenues:</u>	<u>2023-24</u>
Carryover	\$57,351,000
	5,000,000
Interest Earnings	<u>750,000</u>
Total	<u>\$63,101,000</u>

<u>Expenditures:</u>	
Countywide Emergency Contingency Reserve*	<u>\$63,101,000</u>

*Note: \$1,298,346 of this reserve has been designated for the purchase of hurricane shelter supplies, and other emergency preparedness in the event a disaster is declared.

**CONSTITUTIONAL OFFICERS RESERVE
(Fund G1003)**

<u>Revenues:</u>	<u>2023-24</u>
Carryover	<u>\$9,646,000</u>
<u>Expenditures:</u>	
Reimburse OMB Statutory Structure and Policy Implementation (Fund G1001)	528,000
Future Reserves	<u>9,118,000</u>
Total	<u>\$9,646,000</u>

**MIAMI-DADE RESCUE PLAN INFRASTRUCTURE PROJECTS
(Fund G1004)**

<u>Revenues:</u>	<u>2023-24</u>
Carryover	<u>\$90,518,000</u>
<u>Expenditures:</u>	
Infrastructure Project Expenditures	\$54,281,000
Transfer to Miami-Dade Rescue Plan - District Designated Projects (Fund G1005)	13,000,000
Transfer to Countywide General Fund (Fund G1001)	17,331,000
Transfer to Countywide General Government Improvement (Fund CO003)	<u>5,906,000</u>
Total	<u>\$90,518,000</u>

**MIAMI-DADE RESCUE PLAN - DISTRICT DESIGNATED PROJECTS
(Fund G1005)**

<u>Revenues:</u>	<u>2023-24</u>
Carryover	\$31,255,000
Transfer from Miami-Dade Rescue Plan - Infrastructure Projects (Fund G1004)	<u>13,000,000</u>
Total	<u>\$44,255,000</u>

<u>Expenditures:</u>	
District Designated Projects Expenditures	<u>\$44,255,000</u>

**MIAMI-DADE RESCUE PLAN - ECONOMIC AND SOCIAL PROJECTS
(Fund G1006)**

<u>Revenues:</u>	<u>2023-24</u>
Carryover	<u>\$147,381,000</u>

<u>Expenditures:</u>	
Economic And Social Projects Expenditures	\$144,808,000
Transfer Countywide General Fund (Fund G1001)	<u>2,573,000</u>
Total	<u>\$147,381,000</u>

**MIAMI-DADE RESCUE PLAN - CONTINUATION OF COUNTY SERVICES
(Fund G1007)**

<u>Revenues:</u>	<u>2023-24</u>
Carryover	<u>\$807,000</u>

<u>Expenditures:</u>	
Transfer to Countywide General Fund (Fund G1001)	<u>\$807,000</u>

MIAMI-DADE FIRE RESCUE
Fire Rescue District
(Fund SF001)

<u>Revenues:</u>	<u>2023-24</u>
Property Taxes (Tax Roll: 213,164,960)	\$545,851,000
Transfer from Countywide General Fund (Fund G1001, Police Rental Space)	200,000
Carryover	5,967,000
Ground Transport Fees	23,200,000
Plans Review and Permit Fees	9,900,000
Inspection Fees	8,000,000
Managed Care Program	6,376,000
Other Fire Prevention Fees	3,370,000
Special Services Revenue	6,000,000
Reimbursement from Miami-Dade Aviation Department	2,000,000
Reimbursement from Miami-Dade Seaport Department	7,420,000
Reimbursement from CPE Certified Expenditure	6,000,000
Interest Earnings	200,000
Rental Office Space	592,000
Miscellaneous Fees	<u>556,000</u>
 Total	 <u>\$625,632,000</u>

<u>Expenditures:</u>	
Fire Protection and Emergency Medical Rescue Operations	\$564,009,000
Administrative Reimbursement	15,592,000
Intergovernmental Transfer (IGT) Expenditures	3,400,000
Transfer to Debt Service (Fund 213, Projects 213625, 214103, and 298502)	8,535,000
Transfer to Anti-Venom Program (Fund SF005)	655,000
Transfer to Fire Contingency Reserve (Fund SF007)	4,800,000
Transfer to Capital Program (Fund SF010)	5,267,000
Operating Reserves	21,874,000
Reserve for Tax Equalization	<u>1,500,000</u>
 Total	 <u>\$625,632,000</u>

Air Rescue
(Fund SF002)

<u>Revenues:</u>	<u>2023-24</u>
Transfer from Countywide General Fund (Fund G1001)	<u>\$18,557,000</u>

<u>Expenditures:</u>	
Operating Expenditures	<u>\$18,557,000</u>

Hazardous Materials Trust Fund
(Fund SF004)

<u>Revenues:</u>	<u>2023-24</u>
Carryover	\$150,000
Interest Earnings	1,000
 Total	 <u>\$151,000</u>

<u>Expenditures:</u>	
Trust Fund Activities	<u>\$151,000</u>

**Anti-Venom Program
(Fund SF005)**

<u>Revenues:</u>	<u>2023-24</u>
Transfer from Fire Rescue District (Fund SF001)	\$655,000
Miscellaneous Fees	<u>300,000</u>
Total	<u>\$955,000</u>

<u>Expenditures:</u>	
Anti-Venom Program Expenditures	<u>\$955,000</u>

**Lifeguarding, Ocean Rescue Services and Communications
(Fund SF005)**

<u>Revenues:</u>	<u>2023-24</u>
Transfer from Countywide General Fund (Fund G1001)	<u>\$25,876,000</u>

<u>Expenditures:</u>	
Communications Expenditures	\$16,116,000
Lifeguarding and Ocean Rescue Expenditures	7,639,000
Transfer to Debt Service	<u>2,121,000</u>
Total	<u>\$25,876,000</u>

**MIAMI-DADE FIRE RESCUE
Fire Contingency Reserve Fund
(Fund SF007)**

<u>Revenues:</u>	<u>2023-24</u>
Carryover	\$11,731,000
Interest Earnings	100,000
Transfer from Fire Rescue District (Fund SF001)	<u>4,800,000</u>
Total	<u>\$16,631,000</u>

<u>Expenditures:</u>	
Reserves	<u>\$16,631,000</u>

**MIAMI-DADE AVIATION FIRE RESCUE
(Fund SF008)**

<u>Revenues:</u>	<u>2023-24</u>
Transfer from Miami International Airport	<u>\$38,860,000</u>

<u>Expenditures:</u>	
Miami-Dade Aviation Fire Rescue Services	<u>\$38,860,000</u>

MIAMI-DADE ECONOMIC ADVOCACY TRUST
Economic Development Program
(Fund G3001)

<u>Revenues:</u>	<u>2023-24</u>
Transfer from Countywide General Fund	\$2,171,000
Transfer from Teen Court Program (Fund S1013)	60,000
Transfer from Affordable Housing Program (Fund SC003)	<u>310,000</u>
Total	<u>\$2,541,000</u>
<u>Expenditures:</u>	
Total Operating Expenditures	<u>\$2,541,000</u>

ANIMAL SERVICES DEPARTMENT
Animal Care and Control
(Fund G3002)

<u>Revenues:</u>	<u>2023-24</u>
Transfer From County General Fund	\$24,840,000
Animal License Fees from Licensing Stations	7,200,000
Animal License Fees from Shelter	1,900,000
Code Violation Fines	1,500,000
Animal Shelter Fees	1,367,000
Miscellaneous Revenues	92,000
Surcharge Revenues	<u>100,000</u>
Total	<u>\$36,999,000</u>
<u>Expenditures:</u>	
Operating Expenditures	<u>\$36,999,000</u>

MIAMI-DADE POLICE DEPARTMENT (MDPD)
911 Emergency Fee
(Funds G3004 - 3006)

<u>Revenues:</u>	<u>2023-24</u>
Carryover	\$9,471,000
911 Landline Emergency Fee	2,307,000
911 Wireless Fee	10,604,000
911 Prepaid	2,396,000
Interest Earnings	<u>58,000</u>
Total	<u>\$24,836,000</u>
<u>Expenditures:</u>	
Miami-Dade Police Department Expenditures	\$14,136,000
Disbursements to Municipalities	5,564,000
Reserve for Future Capital Equipment Acquisition	<u>5,136,000</u>
Total	<u>\$24,836,000</u>

**MIAMI-DADE POLICE DEPARTMENT (MDPD)
Municipal Police Services Account
(Fund G3007)**

<u>Revenues:</u>	<u>2023-24</u>
Revenues from Miami-Dade Aviation Department	\$48,658,000
Revenues from Miami-Dade Port of Miami	16,601,000
Contractual Payments for MDPD Computer Aided Dispatch System	53,000
Village of Palmetto Bay Local Police Patrol Services Contractual Payment	10,210,000
Village of Palmetto Bay Optional Service Payment	92,000
Town of Miami Lakes Local Police Patrol Services Contractual Payment	10,258,000
City of Doral Optional Service Payment	233,000
Town of Cutler Bay Local Police Patrol Services Contractual Payment	11,363,000
Town of Cutler Bay Optional Service Payment	133,000
City of South Miami Optional Service Payment	<u>75,000</u>
 Total	 <u>\$97,676,000</u>

<u>Expenditures:</u>	
Miami-Dade Aviation Department Police Services	\$48,658,000
Port of Miami Police Services	16,601,000
MDPD Computer Aided Dispatch System	53,000
MDPD Local Police Patrol Expenditures for Village of Palmetto Bay	10,210,000
MDPD Optional Service Expenditures for Village of Palmetto Bay	92,000
MDPD Local Police Patrol Expenditures for Town of Miami Lakes	10,258,000
MDPD Optional Service Expenditures for the City of Doral	233,000
MDPD Local Police Patrol Expenditures for the Town of Cutler Bay	11,363,000
MDPD Optional Service Expenditures for the Town of Cutler Bay	133,000
MDPD Optional Service Expenditures for the City of South Miami (School Crossing Guards)	<u>75,000</u>
 Total	 <u>\$97,676,000</u>

**REGULATORY AND ECONOMIC RESOURCES
Business Affairs Operations
(Fund G3008-G3009)**

<u>Revenues:</u>	<u>2023-24</u>
Transfer from Countywide General Fund (Fund G1001)	\$2,944,000
Carryover	2,630,000
Code Fines and Lien Collections	379,000
Fees and Charges	3,712,000
Local Business Tax Receipt	571,000
Other Revenues	138,000
Interagency Transfers	<u>116,000</u>
 Total	 <u>\$10,490,000</u>

<u>Expenditures:</u>	
Operating Expenditures	\$8,095,000
Administrative Reimbursement	133,000
Operating Reserve	<u>2,262,000</u>
 Total	 <u>\$10,490,000</u>

TRANSPORTATION AND PUBLIC WORKS
Passenger Transportation Regulation Operations
(Fund G3010)

<u>Revenues:</u>	<u>2023-24</u>
Carryover	\$3,744,000
Fees and Charges	3,140,000
Interest Earnings	25,000
Code Fines and Lien Collections	158,000
Interagency Transfers	<u>100,000</u>
 Total	 <u>\$7,167,000</u>

<u>Expenditures:</u>	
Operating Expenditures	\$4,602,000
Administrative Reimbursement	124,000
Operating Reserve	<u>2,441,000</u>
 Total	 <u>\$7,167,000</u>

CLERK OF COURTS
Non-Court Related Clerk Fees
(Fund G3011)

<u>Revenues:</u>	<u>2023-24</u>
Transfer from Countywide General Fund (Fund G1001)	\$6,403,000
Value Adjustment Board	475,000
Marriage License Fees	1,342,500
County Recorder	13,000,000
Clerk of the Board (Transfer from Lobbyist Trust Fund)	300,000
Miscellaneous Revenues	240,500
Interagency Transfers	715,000
Intradepartmental Transfers	<u>8,179,000</u>
 Total	 <u>\$30,655,000</u>

<u>Expenditures:</u>	
Non-Court Operations	<u>\$30,655,000</u>

REGULATORY AND ECONOMIC RESOURCES
Environmental Resources Management Operations
(Funds G3012-G3015)

<u>Revenues:</u>	<u>2023-24</u>
Carryover	\$100,273,000
Transfer from Countywide General Fund (Fund G1001)	4,702,000
Transfer from UMSA General Fund (Fund G1001)	199,000
Transfer from Environmentally Endangered Lands (Fund G2001)	1,185,000
Licenses and Permits	7,786,000
Transfer from Miami-Dade Aviation	500,000
Fees and Charges	58,796,000
Other Revenues	1,808,000
Interagency Transfer	<u>1,599,000</u>
 Total	 <u>\$176,848,000</u>

<u>Expenditures:</u>	
Operating Expenditures	\$91,009,000
Utility Service Fee Projects	8,900,000
Administrative Reimbursement	2,078,000
Operating Reserve	<u>74,861,000</u>
 Total	 <u>\$176,848,000</u>

ADMINISTRATIVE OFFICE OF THE COURTS (AOC)
(Fund G3017)

<u>Revenues:</u>	<u>2023-24</u>
Transfer from Countywide General Fund (Fund G1001)	\$24,131,000
Criminal Court Costs (25% of \$65 surcharge)	167,000
Criminal Court Costs (\$85 surcharge)	650,000
Criminal and Civil Court Costs (\$15 surcharge)	<u>3,320,000</u>
 Total	 <u>\$28,268,000</u>

<u>Expenditures:</u>	
Debt Service	\$295,000
Operating Expenditures	<u>27,973,000</u>
 Total	 <u>\$28,268,000</u>

COMMUNICATIONS AND CUSTOMER EXPERIENCE
(Fund G3018)

<u>Revenues:</u>	<u>2023-24</u>
Transfer from Countywide General Fund	\$13,201,000
Transfer from Unincorporated Municipal Services Area General Fund	3,509,000
Communications Funding Model	10,626,000
Miscellaneous Charges	<u>140,000</u>
 Total	 <u>\$27,476,000</u>

<u>Expenditures:</u>	
Operating Expenditures	<u>\$27,476,000</u>

MIAMI-DADE POLICE DEPARTMENT (MDPD)
External Police Services Account
(Fund G3019)

<u>Revenue:</u>	<u>2023-24</u>
Carryover	\$3,538,000
Revenues from Off Duty Police Service	<u>24,000,000</u>
Total	<u>\$27,538,000</u>
<u>Expenditures:</u>	
Off-Duty Police Services Expenses	\$26,273,000
Off-Duty Police Services Reserve	<u>1,265,000</u>
Total	<u>\$27,538,000</u>

MIAMI-DADE POLICE DEPARTMENT (MDPD)
Diversion Program
(Fund G3021)

<u>Revenue:</u>	<u>2023-24</u>
Carryover	\$2,559,000
Fines and Forfeitures	<u>300,000</u>
Total	<u>\$2,859,000</u>
<u>Expenditures:</u>	
Diversion Program	\$123,000
Diversion Program Reserves	<u>2,736,000</u>
Total	<u>\$2,859,000</u>

MIAMI-DADE POLICE DEPARTMENT (MDPD)
External Police Services Account
(Fund G3022)

<u>Revenue:</u>	<u>2023-24</u>
Carryover	\$1,023,000
Other Revenues from MDPD eCrash Program	<u>226,000</u>
Total	<u>\$1,249,000</u>
<u>Expenditures:</u>	
MDPD eCrash Program	\$702,000
MDPD eCrash Program Reserves	<u>547,000</u>
Total	<u>\$1,249,000</u>

HUMAN RESOURCES
Human Rights and Fair Employment Administration
(Fund G3025)

<u>Revenues:</u>	<u>2023-24</u>
Transfer from Countywide General Fund (Fund G1001)	\$1,328,000
Transfer from Unincorporated Municipal Services Area General Fund (Fund G1001)	353,000
Interagency Transfers	120,000
Federal Grants and Contracts	<u>78,000</u>
Total	<u>\$1,879,000</u>
<u>Expenditures:</u>	
Operating Expenditures	<u>\$1,879,000</u>

AUDIT AND MANAGEMENT SERVICES
Internal Operations
(Fund G3026)

<u>Revenues:</u>	<u>2023-24</u>
Charges for Audits or Special Studies	<u>\$2,338,000</u>
<u>Expenditures:</u>	
Special Audit Services	<u>\$2,338,000</u>

BOARD OF COUNTY COMMISSIONERS
OFFICE OF COMMUNITY ADVOCACY
(Fund G3027)

<u>Revenues:</u>	<u>2023-24</u>
Carryover	<u>\$228,000</u>
<u>Expenditures:</u>	
Community Advocacy Reserves	<u>\$228,000</u>

**BOARD OF COUNTY COMMISSIONERS
OFFICE OF COMMISSION AUDITOR
(Fund G3029)**

<u>Revenues:</u>	<u>2023-24</u>
Carryover	<u>\$1,449,000</u>
 <u>Expenditures:</u>	
Transfer to Countywide General Fund (Fund G1001)	\$395,000
Transfer to Unincorporated Municipal Service Area General Fund (Fund G1001)	105,000
Commission Auditor Reserves	<u>949,000</u>
 Total	 <u>\$1,449,000</u>

**BOARD OF COUNTY COMMISSIONERS
COMMISSION DISTRICT 1
(Fund G3030)**

<u>Revenues:</u>	<u>2023-24</u>
Carryover	<u>\$572,000</u>
 <u>Expenditures:</u>	
District 1 Reserves	<u>\$572,000</u>

**BOARD OF COUNTY COMMISSIONERS
COMMISSION DISTRICT 2
(Fund G3031)**

<u>Revenues:</u>	<u>2023-24</u>
Carryover	<u>\$46,000</u>
 <u>Expenditures:</u>	
District 2 Reserves	<u>\$46,000</u>

**BOARD OF COUNTY COMMISSIONERS
COMMISSION DISTRICT 3
(Fund G3032)**

<u>Revenues:</u>	<u>2023-24</u>
Carryover	<u>\$1,105,000</u>
 <u>Expenditures:</u>	
District 3 Reserves	<u>\$1,105,000</u>

BOARD OF COUNTY COMMISSIONERS
COMMISSION DISTRICT 4
(Fund G3033)

<u>Revenues:</u>	<u>2023-24</u>
Carryover	<u>\$323,000</u>
<u>Expenditures:</u>	
District 4 Reserves	<u>\$323,000</u>

BOARD OF COUNTY COMMISSIONERS
COMMISSION DISTRICT 6
(Fund G3034)

<u>Revenues:</u>	<u>2023-24</u>
Carryover	<u>\$945,000</u>
<u>Expenditures:</u>	
District 6 Reserves	<u>\$945,000</u>

BOARD OF COUNTY COMMISSIONERS
COMMISSION DISTRICT 8
(Fund G3035)

<u>Revenues:</u>	<u>2023-24</u>
Carryover	<u>\$785,000</u>
<u>Expenditures:</u>	
District 8 Reserves	<u>\$785,000</u>

BOARD OF COUNTY COMMISSIONERS
COMMISSION DISTRICT 10
(Fund G3036)

<u>Revenues:</u>	<u>2023-24</u>
Carryover	<u>\$1,140,000</u>
<u>Expenditures:</u>	
District 10 Reserves	<u>\$1,140,000</u>

BOARD OF COUNTY COMMISSIONERS
COMMISSION DISTRICT 11
(Fund G3037)

<u>Revenues:</u>	<u>2023-24</u>
Carryover	<u>\$329,000</u>
<u>Expenditures:</u>	
District 11 Reserves	<u>\$329,000</u>

**BOARD OF COUNTY COMMISSIONERS
COMMISSION DISTRICT 12
(Fund G3038)**

<u>Revenues:</u>	<u>2023-24</u>
Carryover	<u>\$85,000</u>
<u>Expenditures:</u>	
District 12 Reserves	<u>\$85,000</u>

**BOARD OF COUNTY COMMISSIONERS
COMMISSION DISTRICT 13
(Fund G3039)**

<u>Revenues:</u>	<u>2023-24</u>
Carryover	<u>\$1,391,000</u>
<u>Expenditures:</u>	
District 13 Reserves	<u>\$1,391,000</u>

**BOARD OF COUNTY COMMISSIONERS
OFFICE OF INTERGOVERNMENTAL AFFAIRS
(Fund G3040)**

<u>Revenues:</u>	<u>2023-24</u>
Carryover	<u>\$297,000</u>
<u>Expenditures:</u>	
Intergovernmental Affairs Reserves	<u>\$297,000</u>

**BOARD OF COUNTY COMMISSIONERS
MEDIA
(Fund G3042)**

<u>Revenues:</u>	<u>2023-24</u>
Carryover	<u>\$167,000</u>
<u>Expenditures:</u>	
Media Reserves	<u>\$167,000</u>

**BOARD OF COUNTY COMMISSIONERS
PROTOCOL
(Fund G3043)**

<u>Revenues:</u>	<u>2023-24</u>
Carryover	<u>\$57,000</u>
<u>Expenditures:</u>	
Protocol Reserves	<u>\$57,000</u>

**BOARD OF COUNTY COMMISSIONERS
SUPPORT STAFF SERVICES
(Fund G3044)**

<u>Revenues:</u>	<u>2023-24</u>
Carryover	<u>\$519,000</u>
<u>Expenditures:</u>	
Support Staff Services Reserves	<u>\$519,000</u>

**OFFICE OF MANAGEMENT AND BUDGET
GRANTS COORDINATION COMMUNITY ASSISTANCE PROGRAM
(Fund G3056)**

<u>Revenues:</u>	<u>2023-24</u>
Transfer from Countywide General Fund (Fund G1001)	<u>\$16,662,000</u>
<u>Expenditures:</u>	
Operating Expenditures	<u>\$16,662,000</u>

**DISTRICT 10 MOM AND POP PROGRAM
(Fund G3061)**

<u>Revenues:</u>	<u>2023-24</u>
Carryover	\$104,000
Transfer from Countywide General Fund (Fund G1001)	<u>90,000</u>
Total	<u>\$194,000</u>
<u>Expenditures:</u>	
District 10 Mom and Pop Expenses	<u>\$194,000</u>

**DISTRICT 11 MOM AND POP PROGRAM
(Fund G3062)**

<u>Revenues:</u>	<u>2023-24</u>
Carryover	\$105,000
Transfer from Countywide General Fund (Fund G1001)	<u>90,000</u>
Total	<u>\$195,000</u>

<u>Expenditures:</u>	
District 11 Mom and Pop Expenses	<u>\$195,000</u>

**DISTRICT 12 MOM AND POP PROGRAM
(Fund G3063)**

<u>Revenues:</u>	<u>2023-24</u>
Carryover	\$102,000
Transfer from Countywide General Fund (Fund G1001)	<u>90,000</u>
Total	<u>\$192,000</u>

<u>Expenditures:</u>	
District 12 Mom and Pop Expenses	<u>\$192,000</u>

**DISTRICT 13 MOM AND POP PROGRAM
(Fund G3064)**

<u>Revenues:</u>	<u>2023-24</u>
Carryover	\$141,000
Transfer from Countywide General Fund (Fund G1001)	<u>90,000</u>
Total	<u>\$231,000</u>

<u>Expenditures:</u>	
District 13 Mom and Pop Expenses	<u>\$231,000</u>

**DISTRICT 1 MOM AND POP PROGRAM
(Fund G3065)**

<u>Revenues:</u>	<u>2023-24</u>
Carryover	\$104,000
Transfer from Countywide General Fund (Fund G1001)	<u>90,000</u>
Total	<u>\$194,000</u>

<u>Expenditures:</u>	
District 1 Mom and Pop Expenses	<u>\$194,000</u>

**DISTRICT 2 MOM AND POP PROGRAM
(Fund G3066)**

<u>Revenues:</u>	<u>2023-24</u>
Carryover	\$308,000
Transfer from Countywide General Fund (Fund G1001)	<u>90,000</u>
Total	<u>\$398,000</u>

<u>Expenditures:</u>	
District 2 Mom and Pop Expenses	<u>\$398,000</u>

**DISTRICT 3 MOM AND POP PROGRAM
(Fund G3067)**

<u>Revenues:</u>	<u>2023-24</u>
Carryover	\$105,000
Transfer from Countywide General Fund (Fund G1001)	<u>90,000</u>
Total	<u>\$195,000</u>

<u>Expenditures:</u>	
District 3 Mom and Pop Expenses	<u>\$195,000</u>

**DISTRICT 4 MOM AND POP PROGRAM
(Fund G3068)**

<u>Revenues:</u>	<u>2023-24</u>
Carryover	\$94,000
Transfer from Countywide General Fund (Fund G1001)	<u>90,000</u>
Total	<u>\$184,000</u>

<u>Expenditures:</u>	
District 4 Mom and Pop Expenses	<u>\$184,000</u>

**DISTRICT 5 MOM AND POP PROGRAM
(Fund G3069)**

<u>Revenues:</u>	<u>2023-24</u>
Carryover	\$378,000
Transfer from Countywide General Fund (Fund G1001)	<u>90,000</u>
Total	<u>\$468,000</u>

<u>Expenditures:</u>	
District 5 Mom and Pop Expenses	<u>\$468,000</u>

**DISTRICT 6 MOM AND POP PROGRAM
(Fund G3070)**

<u>Revenues:</u>	<u>2023-24</u>
Carryover	\$97,000
Transfer from Countywide General Fund (Fund G1001)	<u>90,000</u>
Total	<u>\$187,000</u>

<u>Expenditures:</u>	
District 6 Mom and Pop Expenses	<u>\$187,000</u>

**DISTRICT 7 MOM AND POP PROGRAM
(Fund G3071)**

<u>Revenues:</u>	<u>2023-24</u>
Carryover	\$138,000
Transfer from Countywide General Fund (Fund G1001)	<u>90,000</u>
Total	<u>\$228,000</u>

<u>Expenditures:</u>	
District 7 Mom and Pop Expenses	<u>\$228,000</u>

**DISTRICT 8 MOM AND POP PROGRAM
(Fund G3072)**

<u>Revenues:</u>	<u>2023-24</u>
Carryover	\$114,000
Transfer from Countywide General Fund (Fund G1001)	<u>90,000</u>
Total	<u>\$204,000</u>

<u>Expenditures:</u>	
District 8 Mom and Pop Expenses	<u>\$204,000</u>

**DISTRICT 9 MOM AND POP PROGRAM
(Fund G3073)**

<u>Revenues:</u>	<u>2023-24</u>
Carryover	\$121,000
Transfer from Countywide General Fund (Fund G1001)	<u>90,000</u>
Total	<u>\$211,000</u>

<u>Expenditures:</u>	
District 9 Mom and Pop Expenses	<u>\$211,000</u>

**BOARD OF COUNTY COMMISSIONERS
COMMISSION DISTRICT 5
(Fund G3075)**

<u>Revenues:</u>	<u>2023-24</u>
Carryover	<u>\$261,000</u>

<u>Expenditures:</u>	
District 5 Reserves	<u>\$261,000</u>

**BOARD OF COUNTY COMMISSIONERS
COMMISSION DISTRICT 7
(Fund G3076)**

<u>Revenues:</u>	<u>2023-24</u>
Carryover	<u>\$837,000</u>

<u>Expenditures:</u>	
District 7 Reserves	<u>\$837,000</u>

**BOARD OF COUNTY COMMISSIONERS
COMMISSION DISTRICT 9
(Fund G3077)**

<u>Revenues:</u>	<u>2023-24</u>
Carryover	<u>\$282,000</u>
<u>Expenditures:</u>	
District 9 Reserves	<u>\$282,000</u>

**BOARD OF COUNTY COMMISSIONERS
JAY MOLINA INTERNATIONAL TRADE CONSORTIUM (ITC)
(Fund G3090)**

<u>Revenues:</u>	<u>2023-24</u>
Carryover	<u>\$547,000</u>
<u>Expenditures:</u>	
International Trade Consortium Reserves	<u>\$547,000</u>

**BOARD OF COUNTY COMMISSIONERS
OFFICE OF POLICY AND BUDGETARY AFFAIRS
(Fund G3091)**

<u>Revenues:</u>	<u>2023-24</u>
Carryover	<u>\$30,000</u>
<u>Expenditures:</u>	
Policy and Budgetary Affairs Reserves	<u>\$30,000</u>

**DISTRICT 1 COMMUNITY-BASED ORGANIZATION (CBO) DISCRETIONARY RESERVE
(Fund G3092)**

<u>Revenues:</u>	<u>2023-24</u>
Transfer from Countywide General Fund (Fund G1001)	<u>\$335,000</u>
<u>Expenditures:</u>	
District 1 CBO Discretionary Reserve	<u>\$335,000</u>

**DISTRICT 2 COMMUNITY-BASED ORGANIZATION (CBO) DISCRETIONARY RESERVE
(Fund G3093)**

<u>Revenues:</u>	<u>2023-24</u>
Transfer from Countywide General Fund (Fund G1001)	<u>\$335,000</u>
<u>Expenditures:</u>	
District 2 CBO Discretionary Reserve	<u>\$335,000</u>

**DISTRICT 3 COMMUNITY-BASED ORGANIZATION (CBO) DISCRETIONARY RESERVE
(Fund G3094)**

<u>Revenues:</u>	<u>2023-24</u>
Transfer from Countywide General Fund (Fund G1001)	<u>\$335,000</u>
<u>Expenditures:</u>	
District 3 CBO Discretionary Reserve	<u>\$335,000</u>

**DISTRICT 4 COMMUNITY-BASED ORGANIZATION (CBO) DISCRETIONARY RESERVE
(Fund G3095)**

<u>Revenues:</u>	<u>2023-24</u>
Transfer from Countywide General Fund (Fund G1001)	<u>\$335,000</u>
<u>Expenditures:</u>	
District 4 CBO Discretionary Reserve	<u>\$335,000</u>

**DISTRICT 5 COMMUNITY-BASED ORGANIZATION (CBO) DISCRETIONARY RESERVE
(Fund G3096)**

<u>Revenues:</u>	<u>2023-24</u>
Transfer from Countywide General Fund (Fund G1001)	<u>\$335,000</u>
<u>Expenditures:</u>	
District 5 CBO Discretionary Reserve	<u>\$335,000</u>

**DISTRICT 6 COMMUNITY-BASED ORGANIZATION (CBO) DISCRETIONARY RESERVE
(Fund G3097)**

<u>Revenues:</u>	<u>2023-24</u>
Transfer from Countywide General Fund (Fund G1001)	<u>\$335,000</u>
<u>Expenditures:</u>	
District 6 CBO Discretionary Reserve	<u>\$335,000</u>

**DISTRICT 7 COMMUNITY-BASED ORGANIZATION (CBO) DISCRETIONARY RESERVE
(Fund G3098)**

<u>Revenues:</u>	<u>2023-24</u>
Transfer from Countywide General Fund (Fund G1001)	<u>\$335,000</u>
<u>Expenditures:</u>	
District 7 CBO Discretionary Reserve	<u>\$335,000</u>

**DISTRICT 8 COMMUNITY-BASED ORGANIZATION (CBO) DISCRETIONARY RESERVE
(Fund G3099)**

<u>Revenues:</u>	<u>2023-24</u>
Transfer from Countywide General Fund (Fund G1001)	<u>\$335,000</u>
<u>Expenditures:</u>	
District 8 CBO Discretionary Reserve	<u>\$335,000</u>

**DISTRICT 9 COMMUNITY-BASED ORGANIZATION (CBO) DISCRETIONARY RESERVE
(Fund G3100)**

<u>Revenues:</u>	<u>2023-24</u>
Transfer from Countywide General Fund (Fund G1001)	<u>\$335,000</u>
<u>Expenditures:</u>	
District 9 CBO Discretionary Reserve	<u>\$335,000</u>

**DISTRICT 10 COMMUNITY-BASED ORGANIZATION (CBO) DISCRETIONARY RESERVE
(Fund G3101)**

<u>Revenues:</u>	<u>2023-24</u>
Transfer from Countywide General Fund (Fund G1001)	<u>\$335,000</u>
<u>Expenditures:</u>	
District 10 CBO Discretionary Reserve	<u>\$335,000</u>

**DISTRICT 11 COMMUNITY-BASED ORGANIZATION (CBO) DISCRETIONARY RESERVE
(Fund G3102)**

<u>Revenues:</u>	<u>2023-24</u>
Transfer from Countywide General Fund (Fund G1001)	<u>\$335,000</u>
<u>Expenditures:</u>	
District 11 CBO Discretionary Reserve	<u>\$335,000</u>

**DISTRICT 12 COMMUNITY-BASED ORGANIZATION (CBO) DISCRETIONARY RESERVE
(Fund G3103)**

<u>Revenues:</u>	<u>2023-24</u>
Transfer from Countywide General Fund (Fund G1001)	<u>\$335,000</u>
<u>Expenditures:</u>	
District 12 CBO Discretionary Reserve	<u>\$335,000</u>

**DISTRICT 13 COMMUNITY-BASED ORGANIZATION (CBO) DISCRETIONARY RESERVE
(Fund G3104)**

<u>Revenues:</u>	<u>2023-24</u>
Transfer from Countywide General Fund (Fund G1001)	<u>\$335,000</u>
<u>Expenditures:</u>	
District 13 CBO Discretionary Reserve	<u>\$335,000</u>

**OFFICE OF EMERGENCY MANAGEMENT
Emergency Management
(Fund G3105)**

<u>Revenues:</u>	<u>2023-24</u>
Transfer from Countywide General Fund (Fund G1001)	\$9,720,000
Miscellaneous Revenues	60,000
Emergency Plan Review Fees	<u>150,000</u>
 Total	 <u>\$9,930,000</u>
<u>Expenditures:</u>	
Operating Expenditures	<u>\$9,930,000</u>

**IT FUNDING MODEL
(Fund G3045)**

<u>Revenues:</u>	<u>2023-24</u>
Carryover	\$5,559,000
IT Funding Model Revenues	40,716,000
Transfer from Countywide General Fund (Fund G1001)	51,581,000
Transfer from Unincorporated Municipal Services Area General Fund (Fund G1001)	<u>13,712,000</u>
 Total	 <u>\$111,568,000</u>
<u>Expenditures:</u>	
Transfer to Information Technology Department (Fund G6001)	\$84,491,000
Transfer to Office of the Property Appraiser (Fund G1001 and G3048)	4,713,000
Transfer to Office of Management and Budget (Fund G3078)	6,615,000
Transfer to Finance Department (Fund G3059)	3,417,000
Reimbursement to Human Resource Department (Fund G1001)	2,518,000
Reimbursement to Office of Management and Budget (Fund G1001)	424,000
Transfer to ITLC Capital Projects (Fund CO078)	1,564,000
Cybersecurity Strategic Evolution Plan Payment (Fund D3136, D3139, D3152)	746,000
ERP Debt Service Payment (Fund D3068, D3119, D3127)	<u>7,080,000</u>
 Total	 <u>\$111,568,000</u>

OFFICE OF MANAGEMENT AND BUDGET
Grants, Bond Administration and Program Management
(Fund G3046)

<u>Revenues:</u>	<u>2023-24</u>
Transfer from Countywide General Fund (Fund G1001)	\$4,324,000
Transfer from UMSA General Fund (Fund G1001)	71,000
Transfer from Countywide Infrastructure Investment Program	353,000
Building Better Communities Bond Interest Earnings	407,000
Marketing Revenues	400,000
Federal Grants	<u>6,570,000</u>
 Total	 <u>\$12,125,000</u>

<u>Expenditures:</u>	
Grants Administration	\$4,592,000
Bond Programing Monitoring	1,100,000
Program Management	<u>6,433,000</u>
 Total	 <u>\$12,125,000</u>

MEDICAL EXAMINER
(Fund G3047)

<u>Revenues:</u>	<u>2023-24</u>
Transfer from Countywide General Fund (Fund G1001)	\$16,998,000
Service Fees	<u>853,000</u>
 Total	 <u>\$17,851,000</u>

<u>Expenditures:</u>	
Operating Expenditures	<u>\$17,851,000</u>

PROPERTY APPRAISER
(Fund G3048)

<u>Revenues:</u>	<u>2023-24</u>
Transfer from Countywide General Fund (Fund G1001)	\$51,750,000
Reimbursements from Taxing Jurisdictions	3,600,000
Transfer from IT Funding Model (Fund G3045)	4,713,000
Miscellaneous Revenues	<u>20,000</u>
 Total	 <u>\$60,083,000</u>

<u>Expenditures:</u>	
Operating Expenditures	<u>\$60,083,000</u>

REGULATORY AND ECONOMIC RESOURCES
Land Development, Building and Zoning Compliance Operations
(Funds G3049-G3055)

<u>Revenues:</u>	<u>2023-24</u>
Transfer from Countywide General Fund (Fund G1001)	\$1,749,000
Transfer from Unincorporated Municipal Services Area General Fund (Fund G1001)	176,000
Carryover	122,211,000
Building Administrative Fees	459,000
Code Compliance Fees	5,741,000
Construction/Plat Fees	5,383,000
Contractor's Licensing and Enforcement Fees	1,180,000
Permitting Trade Fees	43,480,000
Product Control Certification Fees	1,727,000
Code Fines/Lien Collections	10,170,000
Other Revenues	6,611,000
Miscellaneous Revenues	118,000
Planning Revenue	732,000
Zoning Revenue	9,568,000
Foreclosure Registry	<u>357,000</u>
 Total	 <u>\$209,662,000</u>

<u>Expenditures:</u>	
Operating Expenditures	\$99,939,000
Administrative Reimbursement	2,413,000
Operating Reserve	<u>107,310,000</u>
 Total	 <u>\$209,662,000</u>

INTERNAL SERVICES
Vehicle Financed Leases
(Fund G3057)

<u>Revenues:</u>	<u>2023-24</u>
Future Financing Proceeds	<u>\$44,345,000</u>
 <u>Expenditures:</u>	
Departmental Vehicle Purchases (Various)	<u>\$44,345,000</u>

OFFICE OF MANAGEMENT AND BUDGET
Finance Bond Administration
(Fund G3058)

<u>Revenues:</u>	<u>2023-24</u>
Carryover	\$1,282,000
Bond Transaction Fees	950,000
Miscellaneous	30,000
Interest Earnings	45,000
Bond Administration Fees	<u>1,959,000</u>
 Total	 <u>\$4,266,000</u>

<u>Expenditures:</u>	
Operating Expenditures	\$2,531,000
Transfer to General Government Improvement Fund (GGIF) (CO003)	<u>1,735,000</u>
 Total	 <u>\$4,266,000</u>

FINANCE
(Fund G3059)

<u>Revenues:</u>	<u>2023-24</u>
Transfer from the Countywide General Fund (G1001)	\$13,219,000
Transfer from the UMSA General Fund (G1001)	3,514,000
Transfer from IT Funding Model (Fund G3045)	3,417,000
Interfund Transfers	673,000
Transfer from the Capital Outlay Reserve Fund (CO003)	1,600,000
Intradepartmental Transfers	<u>636,000</u>
 Total	 <u>\$23,059,000</u>

<u>Expenditures:</u>	
Director's Office	\$3,091,000
Finance Human Resources	673,000
Controller Expenditures	14,487,000
Business Solutions Support	2,904,000
Compliance and Administration	850,000
County Payroll	<u>1,054,000</u>
 Total	 <u>\$23,059,000</u>

**TAX COLLECTOR
(Funds G3060)**

Revenues:

Carryover	\$9,888,000
Ad Valorem Fees	15,120,000
Auto Tag Fees	16,415,000
Tourist Tax Collection Fees	7,247,000
Local Business Tax Receipts Fees	2,540,000
Other Revenues	<u>10,000</u>
Total	<u>\$51,220,000</u>

Expenditures:

Operating Expenditures	\$32,968,000
Capital Expenditures	\$400,000
Transfer to General Fund (G1001)	<u>17,852,000</u>
Total	<u>\$51,220,000</u>

**TRANSPORTATION AND PUBLIC WORKS
Public Works Construction Operations
(Fund G3074)**

Revenues:

2023-24

Carryover	\$3,541,000
Construction/Plat Fees	<u>5,697,000</u>
Total	<u>\$9,238,000</u>

Expenditures:

Construction Expenditures	\$7,238,000
Reserve	<u>2,000,000</u>
Total	<u>\$9,238,000</u>

**OFFICE OF MANAGEMENT AND BUDGET
Strategic Business Management
(Fund G3078)**

Revenues:

2023-24

Transfer from IT Funding Model (Fund G3045)	<u>\$6,615,000</u>
---	--------------------

Expenditures:

Operating Expenditures	<u>\$6,615,000</u>
------------------------	--------------------

**ADMINISTRATIVE OFFICE OF THE COURTS (AOC)
(Fund G3089)**

<u>Revenues:</u>	<u>2023-24</u>
Carryover	\$860,000
Interest Earnings	<u>1,000</u>
Total	<u>\$861,000</u>
<u>Expenditures:</u>	
Operating Reserves	<u>\$861,000</u>

**PARKS, RECREATION AND OPEN SPACES
Operations and Zoo Miami
(Funds G4001-G4005)**

<u>Revenues:</u>	<u>2023-24</u>
Transfer from Countywide General Fund (Fund G1001)	\$63,111,000
Transfer from Unincorporated Municipal Services Area General Fund (Fund G1001)	64,994,000
Fees and Charges	64,471,000
Transfer from Convention Development Tax (Fund ST007)	16,600,000
Transfer of Tourist Development Tax (Fund ST002)	9,679,000
Transfer of Secondary Gas Tax for Right-of-Way Maintenance (Fund CO008)	3,460,000
CIIP Program Revenues	247,000
Other Revenues	127,000
Interdepartmental/Interagency Transfers	<u>8,516,000</u>
Total	<u>\$231,205,000</u>
<u>Expenditures:</u>	
Total Operating Expenditures	\$228,670,000
Distribution of Funds in Trust	385,000
Debt Service Payments	1,865,000
Transfers to Trust Accounts	<u>285,000</u>
Total	<u>\$231,205,000</u>

**CLERK OF COURTS
Records Management
(Fund G5001)**

<u>Revenues:</u>	<u>2023-24</u>
Carryover	\$1,866,000
Fees and Charges	<u>800,000</u>
Total	<u>\$2,666,000</u>
<u>Expenditures:</u>	
Operating Expenditures	<u>\$2,666,000</u>

HUMAN RESOURCES
Benefits Administration
(Fund G5002)

<u>Revenues:</u>	<u>2023-24</u>
Transfer from Self Insurance Trust Fund (Fund IS 541)	\$4,348,000
Other Revenues	<u>172,000</u>
Total	<u>\$4,520,000</u>

<u>Expenditures:</u>	
Operating Expenditures	<u>\$4,520,000</u>

FINANCE
Internal Service Fund
(Fund G5003-G5004 and G5028)

<u>Revenues:</u>	<u>2023-24</u>
Carryover	\$2,425,000
Other Revenues	3,488,000
Credit and Collections Charges	7,791,000
Code Fines/ Lien Collections	<u>3,540,000</u>
Total	<u>\$17,244,000</u>

<u>Expenditures:</u>	
Cash Management Operating Expenditures	\$9,739,000
Code Enforcement Expenditures	3,540,000
Transfer to General Government Improvement Fund - (GGIF) (Fund CO003)	3,329,000
Interdepartmental Transfer	<u>636,000</u>
Total	<u>\$17,244,000</u>

INTERNAL SERVICES
Internal Service Operations
(Funds G5005-G5022, G5027, G5029 and G5030)

<u>Revenues:</u>	<u>2023-24</u>
Transfer from Countywide General Fund (Fund G1001)	\$56,362,000
Transfer from Unincorporated Municipal Services Area General Fund (Fund G1001)	14,983,000
Carryover	760,000
Internal Service Fees and Charges	260,535,000
Interagency Transfer	5,428,000
Miscellaneous Revenues	563,000
Other Revenues - Business Participation Model (BPM)	9,363,000
External Fees and Charges	212,000
Fees and Charges	3,687,000
Miami-Dade Rescue Plan	3,600,000
Intradepartmental Transfers	<u>18,791,000</u>
 Total	 <u>\$374,284,000</u>

<u>Expenditures:</u>	
Operating Expenditures	\$324,725,000
Reimbursement of County Attorney's Office for Legal Services	3,800,000
Distribution of Municipal ADA Fines	
Distribution of Funds in Trust to the Beacon Tradeport	268,000
Transfer to General Government Improvement Fund (GGIF) (Fund CO003)	3,278,000
Transfer to Countywide Infrastructure Investment Program (Fund CO082)	5,285,000
Transfer to Debt Service (Various Projects)	12,005,000
Debt Service	5,159,000
Reserves	973,000
Intradepartmental Transfers	<u>18,791,000</u>
 Total	 <u>\$374,284,000</u>

Strategic Procurement
(Fund G5020)

<u>Revenues:</u>	<u>2023-24</u>
Carryover	\$4,185,000
User Access Program Fees	16,100,000
Interagency Transfer	2,100,000
Interdepartmental Transfer	1,494,000
Interest Earnings	<u>20,000</u>
 Total	 <u>\$23,899,000</u>

<u>Expenditures:</u>	
Operating Expenditures	\$21,032,000
Transfer to General Fund for Countywide Procurement Activities (Fund G1001)	2,817,000
Operating Reserves	<u>50,000</u>
 Total	 <u>\$23,899,000</u>

**INFORMATION TECHNOLOGY
Enterprise Technology Services
(Fund G6001)**

<u>Revenues:</u>	<u>2023-24</u>
Transfer from Countywide General Fund (Fund G1001)	\$2,254,000
State of Florida Recording Fee	3,300,000
Transfer from IT Funding Model (Fund G3045)	84,491,000
Transfer From 800 Megahertz Radio System Maintenance (Fund S1017)	500,000
Proprietary Fees	686,000
Intradepartmental Transfers	20,259,000
Charges to Departments for Services	<u>144,528,000</u>
 Total	 <u>\$256,018,000</u>

<u>Expenditures:</u>	
Operating Expenditures	\$225,559,000
Transfer to Debt Service (Project 213955) (Fund D3090)	331,000
Transfer to Debt Service (Project 292917) (Fund D5018)	234,000
Intradepartmental Transfers	20,259,000
Transfer to IT Capital Fund (Fund CO079)	<u>9,635,000</u>
 Total	 <u>\$256,018,000</u>

**INFORMATION TECHNOLOGY
Service Costs Charged Back
(Fund G6002)**

<u>Revenues:</u>	<u>2023-24</u>
Charges to Departments for Telephone Services	<u>\$15,896,000</u>
 <u>Expenditures:</u>	
Charges for Telephone Services	\$14,875,000
Transfer to IT Capital Fund (Fund CO079)	<u>1,021,000</u>
 Total	 <u>\$15,896,000</u>

**MIAMI-DADE LIBRARY
Operations
(Funds SL001-SL003)**

<u>Revenues:</u>	<u>2023-24</u>
Ad Valorem Revenue (Tax Roll: \$379,600,000,000)	\$101,831,000
Carryover	5,645,000
State Aid to Public Libraries	1,300,000
Miscellaneous Revenue	<u>1,187,000</u>
 Total	 <u>\$109,963,000</u>
 <u>Expenditures:</u>	
Library Operations	\$99,158,000
Administrative Reimbursement	2,642,000
Debt Service Payment	1,571,000
Transfer to Capital Project (Fund CO002)	<u>6,592,000</u>
 Total	 <u>\$109,963,000</u>

**LAW LIBRARY
(Fund S1001)**

<u>Revenues:</u>	<u>2023-24</u>
Carryover	\$515,000
Criminal Court Costs (25% of \$65 surcharge)	167,000
Service Charges	27,000
Business License Tax Revenue	<u>88,000</u>
Total	<u>\$797,000</u>

<u>Expenditures:</u>	
Operating Expenditures	\$553,000
Operating Reserves	<u>244,000</u>
Total	<u>\$797,000</u>

**LEGAL AID SOCIETY
(Funds S1003-S1005)**

<u>Revenues:</u>	<u>2023-24</u>
Transfer from Countywide General Fund (Fund G1001)	\$3,979,000
Criminal Court Costs (25% of \$65 surcharge)	167,000
Grant Revenues	934,000
Florida Bar Foundation Contributions	210,000
Miscellaneous Revenue	<u>150,000</u>
Total	<u>\$5,440,000</u>

<u>Expenditures:</u>	
Operating Expenditures	<u>\$5,440,000</u>

**JUDICIAL ADMINISTRATION
Drivers License Assistance Court
(Fund S1006)**

<u>Revenues:</u>	<u>2023-24</u>
Transfer from Miami-Dade Rescue Plan (G1006)	\$1,358,000
Program Fees	105,000
Interest Earnings	<u>1,000</u>
Total	<u>\$1,464,000</u>

<u>Expenditures:</u>	
Operating Expenditures	<u>\$1,464,000</u>

**Court Standby Program (SAO)
(Fund S1007)**

<u>Revenues:</u>	<u>2023-24</u>
Carryover	\$366,000
Transfer from the Miami-Dade Police Department	125,000
Contribution from Municipal Police Departments	<u>385,000</u>
Total	<u>\$876,000</u>

<u>Expenditures:</u>	
Operating Expenditures	\$718,000
Operating Reserves	<u>158,000</u>
Total	<u>\$876,000</u>

**Self Help Unit (AOC)
(Fund S1008)**

<u>Revenues:</u>	<u>2023-24</u>
Program Income	\$1,000,000
General Fund Contribution (Transfer from G1001)	<u>330,000</u>
Total	<u>\$1,330,000</u>

<u>Expenditures:</u>	
Operating Expenditures	<u>\$1,330,000</u>

**Miami-Dade County Adult Drug Court (AOC)
(Fund S1009)**

<u>Revenues:</u>	<u>2023-24</u>
Carryover	\$181,000
Program Income	1,000
Interest Earnings	<u>1,000</u>
Total	<u>\$183,000</u>

<u>Expenditures:</u>	
Operating Reserves	<u>\$183,000</u>

**Process Servers (AOC)
(Fund S1011)**

<u>Revenues:</u>	<u>2023-24</u>
Carryover	\$275,000
Process Server Fees	97,000
Interest Earnings	<u>2,000</u>
Total	<u>\$374,000</u>
<u>Expenditures:</u>	
Operating Expenditures	\$109,000
Operating Reserves	<u>265,000</u>
Total	<u>\$374,000</u>

**MIAMI-DADE ECONOMIC ADVOCACY TRUST
Teen Court Program
(Fund S1013)**

<u>Revenues:</u>	<u>2023-24</u>
Carryover	\$873,000
Traffic Court Fees	680,000
Interest Earnings	<u>5,000</u>
Total	<u>\$1,558,000</u>
<u>Expenditures:</u>	
Teen Court Juvenile Diversion and Intervention Program	\$1,162,000
Transfer to Economic Development Program (Fund G3001)	60,000
Operating Reserves	<u>336,000</u>
Total	<u>\$1,558,000</u>

**OFFICE OF INSPECTOR GENERAL
(Fund S1014)**

<u>Revenues:</u>	<u>2023-24</u>
Carryover	\$322,000
Fees for Audits of County Contracts	4,000,000
Miami-Dade Civil and Probate Courthouse	132,000
Miami International Airport Oversight	400,000
Miami-Dade Water and Sewer Department Oversight	25,000
Miami-Dade Solid Waste Management Oversight	25,000
Miami-Dade Department of Transportation and Public Works Oversight	100,000
Miami-Dade County School Board Oversight	125,000
Miscellaneous Revenues	<u>10,000</u>
Total	<u>\$5,139,000</u>
<u>Expenditures:</u>	
Operating Expenditures	<u>\$5,139,000</u>

**COMMISSION ON ETHICS AND PUBLIC TRUST
(Fund S1015)**

<u>Revenues:</u>	<u>2023-24</u>
Carryover	\$111,000
Transfer from Lobbyist Trust Fund	130,000
Fees and Charges	<u>140,000</u>
Total	<u>\$381,000</u>

<u>Expenditures:</u>	
Operating Expenditures	<u>\$381,000</u>

**EMERGENCY MANAGEMENT
Emergency Management
(Fund S1016)**

<u>Revenues:</u>	<u>2023-24</u>
Radiological Emergency Preparedness Agreement with Florida Power and Light	<u>\$357,000</u>

<u>Expenditures:</u>	
Operating Expenditures	<u>\$357,000</u>

**INFORMATION TECHNOLOGY
800 Megahertz Radio System Maintenance
(Fund S1017)**

<u>Revenues:</u>	<u>2023-24</u>
Traffic Fines	<u>\$500,000</u>

<u>Expenditures:</u>	
Transfer to Enterprise Technology Services (Fund G6001)	<u>\$500,000</u>

**CORRECTIONS AND REHABILITATION
Special Revenue Operations
(Fund S1018-S1021)**

<u>Revenues:</u>	<u>2023-24</u>
Social Security Administration Income	\$125,000
Processing and Medical Fees	600,000
Jail Commissary Commission	2,117,000
Law Enforcement Education Fund (Second Dollar Fines)	60,000
Pretrial Volunteer Receipts	1,000
Boot Camp Industries Fees	2,000
Monitored Release Fees	50,000
Food Catering Service Receipts	<u>30,000</u>
Total	<u>\$2,985,000</u>

<u>Expenditures:</u>	
Law Enforcement Education	\$60,000
Transfer to Inmate Welfare Trust Fund (Fund TF063)	1,328,000
Transfer to General Fund (Fund G1001)	<u>1,597,000</u>
Total	<u>\$2,985,000</u>

**MIAMI-DADE POLICE DEPARTMENT (MDPD)
Special Revenue Operations
(Fund S1022)**

<u>Revenues:</u>	<u>2023-24</u>
Second Dollar Miscellaneous Revenues	<u>\$171,000</u>

<u>Expenditures:</u>	
Education and Training	<u>\$171,000</u>

**MIAMI-DADE POLICE DEPARTMENT (MDPD)
Special Revenue Operations
(Fund S1023)**

<u>Revenues:</u>	<u>2023-24</u>
Transfer from Unincorporated Municipal Service Area General Fund (Fund G1001)	\$7,075,000
Transfer from School Crossing Guard (Fund S1027)	<u>1,189,000</u>
Total	<u>\$8,264,000</u>

<u>Expenditures:</u>	
School Crossing Guard Program	<u>\$8,264,000</u>

**MIAMI-DADE POLICE DEPARTMENT (MDPD)
Special Revenue Operations
(Fund S1024)**

<u>Revenues:</u>	<u>2023-24</u>
Law Enforcement Training Traffic Violation Fines	<u>\$609,000</u>

<u>Expenditures:</u>	
Operating Expenditures	<u>\$609,000</u>

**MIAMI-DADE POLICE DEPARTMENT (MDPD)
Special Revenue Operations
(Fund S1025)**

<u>Revenues:</u>	<u>2023-24</u>
First Dollar Fines	<u>\$188,000</u>

<u>Expenditures:</u>	
Operating Expenditures	<u>\$188,000</u>

**JUVENILE SERVICES
(Fund S1026)**

<u>Revenues:</u>	<u>2023-24</u>
Criminal Court Costs (25% of \$65 surcharge)	<u>\$167,000</u>

<u>Expenditures:</u>	
Juvenile Assessment Center Expenditures	<u>\$167,000</u>

**MIAMI-DADE POLICE DEPARTMENT (MDPD)
SCHOOL CROSSING GUARD TRUST FUND
(Fund S1027)**

<u>Revenues:</u>	<u>2023-24</u>
Parking Ticket Surcharge for School Crossing Guard Programs	<u>\$2,162,000</u>
 <u>Expenditures:</u>	
Transfer to Miami-Dade Police Department School Crossing Guard Support (Fund S1023)	\$1,189,000
Disbursements to Municipalities	<u>973,000</u>
Total	<u>\$2,162,000</u>

**REGULATORY AND ECONOMIC RESOURCES
Air Quality Tag Fees
(Fund S1028)**

<u>Revenues:</u>	<u>2023-24</u>
Carryover	\$222,000
Air Quality Tag Fees	<u>1,954,000</u>
Total	<u>\$2,176,000</u>
 <u>Expenditures:</u>	
Operating Expenditures	<u>\$2,176,000</u>

**CULTURAL AFFAIRS
(Funds S1030-S1033 and S1037-S1039)**

<u>Revenues:</u>	<u>2023-24</u>
Carryover	\$1,799,000
Transfer from Countywide General Fund (Fund G1001)	12,343,000
Fees and Charges	390,000
Miscellaneous Revenues	65,000
Other Revenues	4,822,000
Donations	7,000
Transfer from Convention Development Tax (Fund ST007)	18,629,000
Transfer from Tourist Development Surtax (Fund ST003)	117,000
Transfer from Tourist Development Tax (Fund ST002)	<u>13,402,000</u>
Total	<u>\$51,574,000</u>
 <u>Expenditures:</u>	
Administrative Expenditures	\$7,884,000
Grants to/Programs for Artists and Non-Profit Cultural Organizations	27,449,000
Dennis C. Moss Cultural Arts Center Operations	7,721,000
Distribution of Funds in Trust	2,000
Debt Services	48,000
Cultural Facilities	<u>8,470,000</u>
Total	<u>\$51,574,000</u>

CULTURAL AFFAIRS
Art in Public Places (APP) Program
(Fund S1035-S1036)

<u>Revenues:</u>	<u>2023-24</u>
Carryover	\$11,387,000
Miscellaneous Revenues	6,000,000
Interdepartmental Revenues from Proprietary Capital Projects	<u>1,461,000</u>
Total	<u>\$18,848,000</u>
<u>Expenditures:</u>	
Operational Expenditures	<u>\$18,848,000</u>

ECONOMIC DEVELOPMENT
(Fund S1051)

<u>Revenues:</u>	<u>2023-24</u>
Local Business License Tax Receipts	<u>\$4,500,000</u>
<u>Expenditures:</u>	
Transfer to Beacon Council	<u>\$4,500,000</u>

ADMINISTRATIVE OFFICE OF THE COURTS
Circuit Veteran Treatment
(Fund S1057)

<u>Revenues:</u>	<u>2023-24</u>
Carryover	<u>\$74,000</u>
<u>Expenditures:</u>	
Operating Expenditures	\$3,000
Operating Reserves	<u>71,000</u>
Total	<u>\$74,000</u>

COMMUNITY ACTION AND HUMAN SERVICES
Community Action
(Funds SC001-SC002)

<u>Revenues:</u>	<u>2023-24</u>
Carryover	\$10,000
Transfer from Countywide General Fund (Fund G1001)	45,406,000
Transfer from Miami-Dade Rescue Plan Fund (Fund G1004)	13,750,000
Federal Grants	120,840,000
State Grants	2,195,000
Other Revenues	1,912,000
Interagency Transfers	<u>2,069,000</u>
Total	<u>\$186,182,000</u>
<u>Expenditures:</u>	
Operating Expenditures	<u>\$186,182,000</u>

MIAMI-DADE ECONOMIC ADVOCACY TRUST
Affordable Housing Program
(Fund SC003)

<u>Revenues:</u>	<u>2023-24</u>
Carryover	\$13,396,000
Interest Earnings	72,000
Surtax Loan Payback	3,000
Documentary Stamp Surtax	<u>3,131,000</u>
Total	<u>\$16,602,000</u>

<u>Expenditures:</u>	
Affordable Housing Operating Expenditures	\$10,543,000
Transfer to Economic Development Program (Fund G3001)	310,000
Transfer to Capital Project (Fund CO001)	1,000,000
Reserves	<u>4,749,000</u>
Total	<u>\$16,602,000</u>

COMMUNITY ACTION AND HUMAN SERVICES
Human Services
(Funds SD002-SD003)

<u>Revenues:</u>	<u>2023-24</u>
Transfer from Countywide General Fund (Fund G1001)	\$4,522,000
Federal Grants	2,936,000
Other Revenues	<u>90,000</u>
Total	<u>\$7,548,000</u>

<u>Expenditures:</u>	
Operating Expenditures	<u>\$7,548,000</u>

HOMELESS TRUST
Operations
(Fund ST005)

<u>Revenues:</u>	<u>2023-24</u>
Carryover	\$16,521,000
Food and Beverage Tax (1%) Proceeds	35,894,000
Interest Earnings	75,000
Other Revenues (Private Sector Contribution)	<u>175,000</u>
Total	<u>\$52,665,000</u>

<u>Expenditures:</u>	
Homeless Trust Operations	\$39,118,000
Administrative Reimbursement	53,000
Transfer to Homeless Trust Capital Reserves (ST001)	1,568,000
Contingency Reserve	<u>11,926,000</u>
Total	<u>\$52,665,000</u>

**TOURIST DEVELOPMENT TAX
(Fund ST002)**

<u>Revenues:</u>	<u>2023-24</u>
Transfer from PSFFT/TDT Reserve (Fund D3004)	15,322,000
Tourist Development Tax	<u>45,445,000</u>
Total	<u>\$60,767,000</u>
<u>Expenditures:</u>	
Advertising and Promotion (Greater Miami Convention and Visitors Bureau)	\$25,231,000
Transfer to Debt Service (Fund D31111)	8,844,000
Transfer to Cultural Affairs Council (CAC) (Funds S1030, S1031, S1032)	8,674,000
Transfer to Cultural Affairs Council (CAC) (Fund S2007)	170,000
Tourist Development Council (TDC) Grants	1,300,000
Transfer to Cultural Affairs for TDC Administrative Support (Fund S1030)	482,000
Transfer to General Fund for Administrative Reimbursement (Fund G1001)	724,000
Transfer to Finance for TDC Administrative Support (Fund G3060)	20,000
Transfer to Transit and Public Works for Underline Maintenance (Fund ET001)	1,500,000
Transfer to Cultural Affairs (various funds)	4,146,000
Transfer to Parks, Recreation and Open Spaces for Beach Maintenance (Fund G4001)	<u>9,676,000</u>
Total	<u>\$60,767,000</u>

**TOURIST DEVELOPMENT SURTAX
(Fund ST003)**

<u>Revenues:</u>	<u>2023-24</u>
Tourist Development Surtax	<u>\$10,832,000</u>
<u>Expenditures:</u>	
Advertising and Promotion (Greater Miami Convention and Visitors Bureau)	\$10,440,000
Tourist Development Council Grants	100,000
Transfer to Tourist Development Council (TDC) for Administrative Support (Fund S1030)	117,000
Transfer to General Fund for Administrative Reimbursement (Fund G1001)	<u>175,000</u>
Total	<u>\$10,832,000</u>

**PROFESSIONAL SPORTS FRANCHISE FACILITY TAX
(Fund ST004)**

<u>Revenues:</u>	<u>2023-24</u>
Professional Sports Franchise Facility Tax	<u>\$22,723,000</u>
<u>Expenditures:</u>	
Transfer to Debt Service Fund (Fund D31111)	<u>\$22,723,000</u>

HOMELESS TRUST
Domestic Violence Oversight Board Trust Fund
(Fund ST006)

<u>Revenues:</u>	<u>2023-24</u>
Carryover	\$20,487,000
Food and Beverage Tax (1%) Proceeds	6,333,000
Interest Earnings	<u>75,000</u>
Total	<u>\$26,895,000</u>
<u>Expenditures:</u>	
Domestic Violence Shelter Operations	\$4,148,000
Reserves	<u>22,747,000</u>
Total	<u>\$26,895,000</u>

CONVENTION DEVELOPMENT TAX
(Fund ST007)

<u>Revenues:</u>	<u>2023-24</u>
Convention Development Tax (CDT) Proceeds	\$124,811,000
CDT Reserves	20,557,000
Performing Arts Center Repayment	<u>1,250,000</u>
Total	<u>\$146,618,000</u>
<u>Expenditures:</u>	
Transfer to Debt Service Fund (Project 206300)	\$50,806,000
Payment to the City of Miami Beach	4,500,000
Payment to City of Miami Beach Convention Center	1,500,000
Payment to City of Miami Beach Revenue Sharing Interlocal Agreement	11,175,000
Transfer to Cultural Affairs for Grants (Fund S1031)	2,001,000
Performing Arts Center Trust Subsidy	7,650,000
Transfer to Cultural Affairs South Miami-Dade Cultural Arts Center (Fund S1033)	4,954,000
Naming Rights Arena-related Costs	6,400,000
Payment to the City of Miami	5,000,000
Vizcaya Museum and Gardens	4,000,000
History Miami	4,000,000
Perez Art Museum Miami	4,000,000
Performing Arts Center Trust Operating Subsidy	6,908,000
New World Symphony	3,500,000
Transfer to Cultural Affairs for Fairchild Tropical Botanic Garden Inc. (Fund S1031)	376,000
Transfer to Cultural Affairs for Zoo Miami Foundation Inc. (Fund S1031)	293,000
Transfer to Cultural Affairs for The Miami Children's Museum Inc. (Fund S1031)	635,000
Transfer to Cultural Affairs for Fantasy Theater Factory Inc. (Sandrell Rivers Theater) (Fund S1031)	460,000
Transfer to Cultural Affairs for The Roxy Theatre Group Inc. (Westchester Arts Center) (Fund S1031)	500,000
Transfer to Ballpark Capital Reserve Fund	750,000
Transfer to Cultural Affairs for the African Heritage Cultural Arts Center (Fund S1038)	3,368,000
Transfer to Cultural Affairs for the Miami-Dade County Auditorium (Fund S1037)	2,774,000
Transfer to Cultural Affairs for the Joseph Caleb Auditorium (Fund S1039)	467,000
Transfer to Cultural Affairs for Administration and Miscellaneous (Funds S1030 & S1031)	2,801,000
Community-based Cultural Facility (Children's Museum)	150,000
Payment to Cuban Museum Inc.	550,000
Payment to Bay of Pigs Museum and Library of the "2506 Brigade"	500,000
Transfer to Parks, Recreation and Open Spaces for Zoo Miami (Fund G4004)	<u>16,600,000</u>
Total	<u>\$146,618,000</u>

**CONVENTION DEVELOPMENT TAX
Shortfall Reserve
(Fund ST008)**

<u>Revenues:</u>	<u>2023-24</u>
Shortfall reserve	<u>\$20,557,000</u>
<u>Expenditures:</u>	
Transfer to Convention and Development Tax (Fund ST007)	<u>\$20,557,000</u>

**PEOPLE'S TRANSPORTATION PLAN FUND
(Funds SP001-SP002)**

<u>Revenues:</u>	<u>2023-24</u>
Carryover	\$309,168,000
Interest Earnings	200,000
Sales Tax Revenue	<u>402,800,000</u>
Total	<u>\$712,168,000</u>
<u>Expenditures:</u>	
Transfer to Fund D3031, Project 209405 for 2010 Surtax Bond Debt Service	\$2,836,000
Transfer to Fund D3033, Project 209407 for 2015 Surtax Bond Debt Service	5,187,000
Transfer to Fund D3034, Project 209408 for 2017 Surtax Bond Debt Service	1,242,000
Transfer to Fund D3035, Project 209409 for 2018 Surtax Bond Debt Service	511,000
Transfer to Fund D3036, Project 209410 for 2019 Surtax Bond Debt Service	6,891,000
Transfer to Fund D3117, Project 209411 for 2020 Surtax Bond Debt Service	6,720,000
Transfer for 2022 Surtax Bond Debt Service	2,526,000
Transfer to Fund ET028 for Miami-Dade Transit Debt Service	104,200,000
Bus Lease Financing	26,258,000
Transfer to Public Works (Fund CO007)	500,000
Transfer to the Citizen's Independent Transportation Trust (Fund ET037)	3,744,000
Transfer to Eligible Municipalities	80,560,000
Transfer to New Municipalities	12,084,000
Transfer to Municipal Recapture Fund (Fund SP002)	500,000
Transfer to Capital Expansion (Fund SP003)	16,204,000
Transfer to DTPW (Fund ET0047)	32,628,000
Transfer to DTPW for South Dade BRT Maintenance Expenses (ET001)	7,870,000
Transfer to DTPW for South Dade BRT Maintenance Expenses (G1001)	2,100,000
Transfer to DTPW for Eligible PTP Expenses (ET001)	97,351,000
Transfer to DTPW for South Dade Maintenance Fleet (ET001)	6,200,000
Reserve	85,000,000
End of Year Fund Balance	<u>211,056,000</u>
Total	<u>\$712,168,000</u>

**REGULATORY AND ECONOMIC RESOURCES
STORMWATER UTILITY FUND
(Fund SU001)**

<u>Revenues:</u>	<u>2023-24</u>
Carryover	\$44,743,000
Stormwater Utility Fees	<u>50,065,000</u>
Total	<u>\$94,808,000</u>
<u>Expenditures:</u>	
Stormwater Utility Drainage Capital Improvement Program (Fund CO005)	\$8,966,000
Stormwater Utility Canals Capital Improvement Program (Fund CO005)	7,150,000
Transfer to Debt Service Revenue Fund (Project 211101, 1999 and 2004 Series)	6,278,000
Transfer to Environmental Resources Management Operations (Fund SU002)	12,500,000
Transfer to Public Works Operations (Fund SU003)	24,078,000
Cash Reserve for Future Projects	<u>35,836,000</u>
Total	<u>\$94,808,000</u>

**REGULATORY AND ECONOMIC RESOURCES
Stormwater Utility Program
(Fund SU002)**

<u>Revenues:</u>	<u>2023-24</u>
Transfer from Stormwater Utility Fund (Fund SU001)	<u>\$12,500,000</u>
<u>Expenditures:</u>	
Environmental Resources Management Operations	\$12,184,000
Administrative Reimbursement	<u>316,000</u>
Total	<u>\$12,500,000</u>

**TRANSPORTATION AND PUBLIC WORKS
Stormwater Utility Program
(Fund SU003)**

<u>Revenues:</u>	<u>2023-24</u>
Transfer from Stormwater Utility Fund (Fund SU001)	<u>\$24,078,000</u>
<u>Expenditures:</u>	
DTPW Stormwater Operations	\$23,447,000
Administrative Reimbursement	<u>631,000</u>
Total	<u>\$24,078,000</u>

**TRANSPORTATION AND PUBLIC WORKS
Rickenbacker Causeway Operating Fund
(Fund ER001 and ER002)**

<u>Revenues:</u>	<u>2023-24</u>
Carryover	\$19,928,000
Rickenbacker Tolls, Transponders and Other Revenues	12,236,000
Interest Earnings	95,000
Miscellaneous Revenues	<u>119,000</u>
Total	<u>\$32,378,000</u>

<u>Expenditures:</u>	
Causeway Toll Operations and Maintenance	\$7,413,000
Transfer to Causeway Capital Fund (Fund ER003)	7,790,000
Transfer to Causeway Capital Fund for Renewal and Replacement (Fund ER004)	1,982,000
Transfer to Causeway Debt Service Fund (Fund Group ER, Various Funds)	2,694,000
Operating and Maintenance Reserve (Bond Restriction)	1,054,000
Operating Reserve	<u>11,445,000</u>
Total	<u>\$32,378,000</u>

**SEAPORT
Revenue Fund
(Fund ES001)**

<u>Revenues:</u>	<u>2023-24</u>
Carryover	\$234,921,000
Fees and Charges	266,243,000
State Comprehensive Enhanced Transportation System (SCETS) Revenues	<u>17,000,000</u>
Total	<u>\$518,164,000</u>

<u>Expenditures:</u>	
Operating Expenditures	\$165,904,000
Administrative Reimbursement	2,838,000
Transfer to Seaport Bond Service Account (Fund ES066, ES070, ES075, ES077, ES081, ES082)	76,898,000
Transfer to Seaport General Fund (Fund ES028)	2,396,000
Ending Cash Balance (Reserves)	<u>270,128,000</u>
Total	<u>\$518,164,000</u>

TRANSPORTATION AND PUBLIC WORKS
Transit Operations Fund
(Fund ET001)

<u>Revenues:</u>	<u>2023-24</u>
Carryover	\$154,733,000
Transfer from PTP Revenue Fund (SP 402) for Transit Operations	111,421,000
Transfer from Countywide General Fund (Fund G1001) for Maintenance of Effort	238,294,000
Transfer from Tourist Development Tax (Fund ST002)	1,500,000
Transit Fares and Fees	76,208,000
State Grants - Transportation Disadvantaged Program	6,541,000
Other Revenues	<u>16,245,000</u>
 Total	 <u>\$604,942,000</u>

<u>Expenditures:</u>	
Operating Expenditures	\$503,731,000
Reserve for SMART Plan Operations, Maintenance and Upgrades	2,076,000
South Florida Regional Transportation Authority Operating and Capital Subsidy	4,235,000
Transfer to Fund ET043 for Transit Debt Service (Non-PTP Debt Service)	821,000
Operating Reserve	<u>94,079,000</u>
 Total	 <u>\$604,942,000</u>

TRANSPORTATION AND PUBLIC WORKS
Transit Non-Capital Grants
(Fund ET007)

<u>Revenues:</u>	<u>2023-24</u>
State Grants - JPA Urban Corridor Program	\$10,961,000
State Operating Assistance Grant	23,237,000
Miscellaneous Revenues	720,000
Federal Grant - Bridge Inspection Program	<u>1,000,000</u>
 Total	 <u>\$35,918,000</u>

<u>Expenditures:</u>	
Transit Grant Program Expenditures	<u>\$35,918,000</u>

**TRANSPORTATION AND PUBLIC WORKS
Transit Debt Service
(Funds ET028-ET041, ET048-ET059)**

<u>Revenues:</u>	<u>2023-24</u>
Federal Subsidy Receipts (Series 2010B Bonds)	\$2,405,000
Federal Subsidy Receipts (Series 2010D Bonds)	604,000
Transfer from PTP Revenue Fund SP001-SP002 for PTP Debt Service	130,458,000
Transfer from Transit Operating Fund ET 001 for Non-PTP Debt Service	<u>821,000</u>
 Total	 <u>\$134,288,000</u>

<u>Expenditures:</u>	
Series 2010 Transit System Sales Surtax Payments	\$10,971,000
Series 2015 Transit System Sales Surtax Payments	15,105,000
Series 2017 Transit System Sales Surtax Payments	5,517,000
Series 2018 Transit System Sales Surtax Payments	8,752,000
Series 2019 Transit System Sales Surtax Payments	10,329,000
Series 2020 Transit System Sales Surtax Payments	30,092,000
Series 2022 Transit System Sales Surtax Payments	25,839,000
Master Bus Lease Debt Service Payment	26,258,000
Series 2010 D Rezoning Bonds	<u>1,425,000</u>
 Total	 <u>\$134,288,000</u>

**OFFICE OF THE CITIZENS' INDEPENDENT TRANSPORTATION TRUST
(Fund ET037)**

<u>Revenues:</u>	<u>2023-24</u>
Transfer from People's Transportation Plan Fund (Fund SP001)	<u>\$3,744,000</u>

<u>Expenditures:</u>	
Operating Expenditures	<u>\$3,744,000</u>

**TRANSPORTATION AND PUBLIC WORKS
Underline Operations and Maintenance Trust Fund
(Fund ET046)**

<u>Revenues:</u>	<u>2023-24</u>
Carryover	\$1,000,000
Florida Power and Light Annual Fee	22,000
Interest	<u>3,000</u>
 Total	 <u>\$1,025,000</u>

<u>Expenditures:</u>	
Disbursements	\$200,000
Ending Balance	<u>825,000</u>
 Total	 <u>\$1,025,000</u>

TRANSPORTATION AND PUBLIC WORKS
Venetian Causeway Operating Fund
(Fund EV001)

<u>Revenues:</u>	<u>2023-24</u>
Carryover	\$14,910,000
Causeway Toll Revenue	5,560,000
Interest Earnings	<u>48,000</u>
Total	<u>\$20,518,000</u>

<u>Expenditures:</u>	
Operation and Maintenance	\$2,650,000
Transfer to Capital Fund (Fund EV002)	5,394,000
Transfer to Debt Service (Fund Group EV, Various Funds)	712,000
Reserve	<u>11,762,000</u>
Total	<u>\$20,518,000</u>

DEPARTMENT OF SOLID WASTE MANAGEMENT
Waste Collection Operations
(Funds EW001, EW018 and EW019)

<u>Revenues:</u>	<u>2023-24</u>
Carryover	\$11,881,000
Collection Fees and Charges	194,741,000 <u>195,408,000</u>
Interfund Transfers from Disposal Funds	25,235,000
Interest Earnings	<u>500,000</u>
Total	<u>\$232,357,000</u> <u>\$233,024,000</u>

<u>Expenditures:</u>	
Garbage and Trash Collection Operations	\$211,607,000 <u>\$212,274,000</u>
Waste Service Area Non-Ad Valorem Distribution Cost	1,771,000
Transfer to Fleet Financing Note Payable (Fund EW018)	12,560,000
Transfer to Capital Projects (Fund EW019)	4,877,000
Intradepartmental Transfer to Disposal	<u>1,542,000</u>
Total	<u>\$232,357,000</u> <u>\$233,024,000</u>

DEPARTMENT OF SOLID WASTE MANAGEMENT
Waste Disposal Operations
(Funds EW007, EW009 and EW026)

<u>Revenues:</u>	<u>2023-24</u>
Carryover	\$259,074,000
Disposal Fees	166,278,000
Transfer Fees	11,087,000
Resources Recovery Energy Sales	6,000,000
Interest Earnings	2,000,000
Utility Service Fee	21,000,000
Intradepartmental Transfer from Waste Collection Operations	<u>1,542,000</u>
 Total	 <u>\$466,981,000</u>

<u>Expenditures:</u>	
Disposal Operations	\$184,839,000
Transfer to EW010 Subfund DS0, Bond Debt Service	4,140,000
Transfer to Fleet Financing Note Payable (Fund EW007)	35,378,000
Transfer to Capital Projects (Fund EW009 and Fund EW026)	9,408,000
Intradepartmental Transfer to Waste Collection Operations Reserve	<u>207,981,000</u>
 Total	 <u>\$466,981,000</u>

DEPARTMENT OF SOLID WASTE MANAGEMENT
Rate Stabilization Reserve
(Fund EW014)

<u>Revenues:</u>	<u>2023-24</u>
Restricted Carryover	\$22,258,000
Interest Earnings	<u>17,000</u>
 Total	 <u>\$22,275,000</u>
 <u>Expenditures:</u>	
Rate Stabilization Reserve	<u>\$22,275,000</u>

**JACKSON HEALTH SYSTEMS
County Public Hospital Sales Tax
(Fund SD001)**

<u>Revenues:</u>	<u>2023-24</u>
Sales Surtax	<u>\$402,802,000</u>
 <u>Expenditures:</u>	
Transfer to Jackson Health Systems	<u>\$402,802,000</u>

**STATE REVENUE SHARING
(Fund 51002)**

<u>Revenues:</u>	<u>2023-24</u>
Entitlement as a County	\$88,429,000
Entitlement as a Municipality	<u>48,210,000</u>
Total	<u>\$136,639,000</u>
 <u>Expenditures:</u>	
Transfer to Countywide General Fund (Fund G1001)	\$88,429,000
Transfer to UMSA General Fund (Fund G1001)	<u>48,210,000</u>
Total	<u>\$136,639,000</u>

**LOCAL GOVERNMENT HALF-CENT SALES TAX
(Fund 51002)**

<u>Revenues:</u>	<u>2023-24</u>
Local Government Half-Cent Sales Tax Receipts	<u>\$238,997,000</u>
 <u>Expenditures:</u>	
Transfer to Countywide General Fund (Fund G1001)	\$109,939,000
Transfer to UMSA General Fund (Fund G1001)	<u>129,058,000</u>
Total	<u>\$238,997,000</u>

**MIAMI-DADE COUNTY SELF INSURANCE FUND (HEALTH)
(Fund IS014-IS017)**

<u>Revenues:</u>	<u>2023-24</u>
Carryover	\$147,846,000
Employer Contribution	\$376,072,000
Dependent Premiums and Retiree Contributions	\$115,097,000
Other Revenues	<u>2,050,000</u>
Total	<u>\$641,065,000</u>
 <u>Expenditures:</u>	
Medical	\$604,243,000
Dental/Vision	26,262,000
Life	<u>10,560,000</u>
Total	<u>\$641,065,000</u>

**ANIMAL SERVICES DEPARTMENT
Trust Fund
(Fund TF001)**

<u>Revenues:</u>	<u>2023-24</u>
Carryover	\$120,000
Donations, Grants, and Other Revenue	<u>100,000</u>
Total	<u>\$220,000</u>
<u>Expenditures:</u>	
Pet Welfare Operating Expenses	<u>\$220,000</u>

**ANIMAL SERVICES DEPARTMENT
Grant Fund
(Fund S2001)**

<u>Revenues:</u>	<u>2023-24</u>
State Grant	<u>\$250,000</u>
<u>Expenditures:</u>	
Pet Welfare Operating Expenses	<u>\$250,000</u>

**MIAMI-DADE POLICE DEPARTMENT (MDPD)
Miscellaneous Trust Fund
(Funds TF037-TF047)**

<u>Revenues:</u>	<u>2023-24</u>
Carryover	\$857,000
Interest Earnings	7,000
Miscellaneous	410,000
Fines and Forfeitures	<u>190,000</u>
Total	<u>\$1,464,000</u>
<u>Expenditures:</u>	
Operating Expenditures	\$752,000
Reserve for Future Expenditures	<u>712,000</u>
Total	<u>\$1,464,000</u>

**CORRECTIONS AND REHABILITATION
Inmate Welfare Trust Fund
(Fund TF063)**

<u>Revenues:</u>	<u>2023-24</u>
Carryover	\$102,000
Interest Earnings	1,000.00
Transfer from Special Revenue Operations (Fund S1018)	<u>1,328,000</u>
Total	<u>\$1,431,000</u>
<u>Expenditures:</u>	
Operating Expenditures	<u>\$1,431,000</u>

**MIAMI-DADE POLICE DEPARTMENT (MDPD)
Law Enforcement Trust Fund
(Funds TF170-TF172)**

<u>Revenues:</u>	<u>2023-24</u>
Carryover	\$7,139,000
Interest Earnings	61,000
Fines and Forfeitures	<u>3,400,000</u>
Total	<u>\$10,600,000</u>
<u>Expenditures:</u>	
Operating Expenditures	\$7,799,000
Reserve for Future Expenditures	<u>2,801,000</u>
Total	<u>\$10,600,000</u>

**ANTI-GUN VIOLENCE TRUST FUND
(Fund TF255)**

<u>Revenues:</u>	<u>2023-24</u>
Carryover	\$1,493,000
Transfer from Countywide General Fund (Fund G1001)	<u>1,925,000</u>
Total	<u>\$3,418,000</u>
<u>Expenditures:</u>	
Anti-Gun Violence Program Expenses	<u>\$3,418,000</u>

**BOARD OF COUNTY COMMISSIONERS ANTI-GUN VIOLENCE TRUST FUND
(Fund TF256)**

<u>Revenues:</u>	<u>2023-24</u>
Carryover	\$2,080,000
Transfer from Countywide General Fund (Fund G1001)	<u>825,000</u>
Total	<u>\$2,905,000</u>
<u>Expenditures:</u>	
Anti-Gun Violence Program Expenses	<u>\$2,905,000</u>

**SOUTH DADE BLACK HISTORY CENTER ADVISORY BOARD
(Fund TF270)**

<u>Revenues:</u>	<u>2023-24</u>
Carryover	<u>\$37,000</u>
<u>Expenditures:</u>	
Operating Expenses	<u>\$37,000</u>

**MIAMI-DADE POLICE DEPARTMENT
Illegal Dumping Trust Fund
(Fund TF271)**

<u>Revenues:</u>	<u>2023-24</u>
Carryover	\$113,000
Miscellaneous	\$300,000
Interest Income	<u>2,000</u>
Total	<u>\$415,000</u>
<u>Expenditures:</u>	
Operating Expenditures	\$281,000
Reserve for Future Expenditures	<u>134,000</u>
Total	<u>\$415,000</u>

**COUNTY TRANSPORTATION TRUST FUND
(Fund 51001)**

<u>Revenues:</u>	<u>2023-24</u>
Local Option Six-Cent Gas Tax	\$33,667,000
Capital Improvement Local Option Three-Cent Gas Tax	20,448,000
State Gas Tax	9,220,000
Constitutional Gas Tax (20%)	4,105,000
Constitutional Gas Tax (80%)	17,459,000
"Ninth-Cent" Gas Tax	<u>11,379,000</u>
Total	<u>\$96,278,000</u>
<u>Expenditures:</u>	
Transfer to Countywide General Fund (Fund G1001) for Transportation Expenditures	\$58,371,000
Transfer to Capital Improvements Local Option Gas Tax (Fund ET002)	20,405,000
Transfer to Secondary Road Program (Fund CO008)	<u>17,502,000</u>
Total	<u>\$96,278,000</u>

**JUDICIAL ADMINISTRATION
Grant Fund
(Fund S2001)**

<u>Revenues:</u>	<u>2023-24</u>
Grant Revenues	<u>\$2,369,000</u>
<u>Expenditures:</u>	
Operating Expenditures	<u>\$2,369,000</u>

**CORRECTIONS AND REHABILITATION
Grant Fund
(Fund S2001)**

<u>Revenues:</u>	<u>2023-24</u>
State Criminal Alien Assistance Program (SCAAP) (Department of Justice)	<u>\$1,000,000</u>
<u>Expenditures:</u>	
Operating Expenditures	<u>\$1,000,000</u>

**ELECTIONS
Grant Fund
(Fund S2001)**

<u>Revenues:</u>	<u>2023-24</u>
State Grant	<u>\$588,000</u>
<u>Expenditures:</u>	
Operating Expenditures	<u>\$588,000</u>

**REGULATORY AND ECONOMIC RESOURCES
Grant Fund
(Fund S2001)**

<u>Revenues:</u>	<u>2023-24</u>
State Grants	<u>\$5,486,000</u>
Federal Grants	<u>1,424,000</u>
Total	<u>\$6,910,000</u>
<u>Expenditures:</u>	
Operating Expenditures	<u>\$6,910,000</u>

**MIAMI-DADE FIRE RESCUE
Urban Search and Rescue
(Fund S2001)**

<u>Revenues:</u>	<u>2023-24</u>
Federal Emergency Management Grant	<u>\$971,000</u>
<u>Expenditures:</u>	
Grant Objectives	<u>\$971,000</u>

**MIAMI-DADE POLICE DEPARTMENT (MDPD)
Operating Grant Fund
(Fund S2001)**

<u>Revenues:</u>	<u>2023-24</u>
Justice Assistance Grant (JAG) Program	\$285,000
Cops Hiring Program Grant	3,833,000
State Grants	860,000
Federal Grants	8,071,000
Private Grant	10,000
Interfund Transfer	<u>4,724,000</u>
 Total	 <u>\$17,783,000</u>

<u>Expenditures:</u>	
COPS Hiring Program Grant	\$8,461,000
Justice Assistance Grant (JAG) Program	285,000
Operating Expenditures	<u>9,037,000</u>
 Total	 <u>\$17,783,000</u>

**JUVENILE SERVICES
Grant Fund
(Fund S2001 and S2004)**

<u>Revenues:</u>	<u>2023-24</u>
Juvenile Justice Intake, Screening and Assessment Program	\$885,000
Juvenile Justice Diversion Alternative Program	784,000
Department of Children and Families	344,000
Byrne Grant	<u>127,000</u>
 Total	 <u>\$2,140,000</u>

<u>Expenditures:</u>	
Operating Expenditures	<u>\$2,140,000</u>

**OFFICE OF MANAGEMENT AND BUDGET
Ryan White Grant Program
(Fund S2001)**

<u>Revenues:</u>	<u>2023-24</u>
Ryan White Title I	<u>\$32,000,000</u>

<u>Expenditures:</u>	
Administrative Expenditures	\$2,027,000
Allocation to Contractual Services	<u>29,973,000</u>
 Total	 <u>\$32,000,000</u>

OFFICE OF EMERGENCY MANAGEMENT
Emergency Management Grant Fund
(Fund S2001)

<u>Revenues:</u>	<u>2023-24</u>
State Grants	\$106,000
Federal Grants	<u>1,843,000</u>
Total	<u>\$1,949,000</u>

<u>Expenditures:</u>	
Operating Expenditures	<u>\$1,949,000</u>

CULTURAL AFFAIRS
State and Federal Grants
(Fund S2001 and S2007)

<u>Revenues:</u>	<u>2023-24</u>
Carryover	\$91,000
Transfer from Tourist Development Tax (Fund ST002)	170,000
State of Florida Artistic Automobile License Tag Revenue	25,000
Other Revenues	<u>103,000</u>
Total	<u>\$389,000</u>

<u>Expenditures:</u>	
Grants to/Programs for Artists and Non-Profit Cultural Organizations	\$25,000
South Florida Cultural Consortium Projects	<u>364,000</u>
Total	<u>\$389,000</u>

HOMELESS TRUST
Grants
(Fund S2008)

<u>Revenues:</u>	<u>2023-24</u>
2020 Supportive Housing Program (SHP)	\$38,656,000
Special NOFO 2023 Federal Grant	7,071,000
State ESGG Funding Grant	445,000
State Staffing Grant	107,000
Emergency Solution Grant	200,000
State TANF Grant	47,000
State Challenge Grant	148,000
State Appropriation - Lazarus Project	175,000
First Mental Health Grant	<u>562,000</u>
Total	<u>\$47,411,000</u>

<u>Expenditures:</u>	
Grant Allocations	<u>\$47,411,000</u>

REGULATORY AND ECONOMIC RESOURCES
Impact Fee Administration
(Fund CI034)

<u>Revenues:</u>	<u>2023-24</u>
Carryover	\$23,145,000
Impact Fees	<u>4,796,000</u>
Total	<u>\$27,941,000</u>
<u>Expenditures:</u>	
Operating Expenditures	\$3,157,000
Administrative Reimbursement	85,000
Reserves	<u>24,699,000</u>
Total	<u>\$27,941,000</u>

SPECIAL ASSESSMENT FUNDS
Special Taxing Districts-Administration
(Fund SA001)

<u>Revenues:</u>	<u>2023-24</u>
Special Taxing Districts FY 2023-24 Assessments - Various Districts	<u>\$3,000,203</u>
<u>Expenditures:</u>	
Special Taxing Districts Administration	<u>\$3,000,203</u>

SPECIAL ASSESSMENT FUNDS
Special Taxing Districts-Lighting
(Fund Group FL)

<u>Revenues:</u>	<u>2023-24</u>
Carryover -- Lighting Districts	\$4,412,544
Special Taxing Districts FY 2023-24 Assessments -- Lighting Districts	<u>12,555,020</u>
Total	<u>\$16,967,564</u>
<u>Expenditures:</u>	
A & R Subdivision	\$655
A & S Industrial Park	10,327
AB At Tamiami Airport 1	851
AB at Tamiami Trail	107,846
Abbro Subdivision	1,115
Abel Homes at Naranja Villas	2,934
Acapulco Homes	4,979
Adrian Builders at Tamiami	1,243
Adventure Homes	27,984
Aileen Subdivision	788
Aladdin Subdivision	1,633
Alco Estates and Additions 1-5	11,945
Alexa Subdivision	389
Alexandria Estates	4,459
Ali Subdivision	1,087
Alina Estates	2,501
Allapattah	34,061
Allison Estates	4,214
Alturas de Buena Vista	562

American Homes	19,634
American Homes First Addition	15,230
Americas at Miller	5,356
Amerihomes	9,073
Amigo's Subdivision	427
Amore Subdivision	1,988
Anabah Gardens	729
Anaco Estates	2,159
Anaco Estates First Addition	1,702
Anderson Heights	36,248
Andover 1st Addition	3,009
Andrade Subdivision	3,478
Anta Subdivision One	959
Arien Subdivision One and Two	3,021
Arien Subdivision Section Three	1,582
Aristotle Subdivision	44,711
ASA Subdivision	2,184
ASA Subdivision Tract D	748
Ashly Subdivision	578
Auto Nation Perrine East	991
AV Subdivision	229
Avanti 10 Subdivision	2,357
Bailes Common	1,396
Bailes Common First Addition	4,766
Bailes Common Second Addition	1,803
Balani Subdivision	5,816
Balmoral Subdivision	3,443
Barcelona Estates	3,469
Barima Estates	12,779
Baroque Estates	615
BBE Subdivision	4,081
Beacon at 97 Ave	724
Beacon at Doral	3,886
Beacon Centre	27,687
Beacon Lakes Expansion North	14,468
Beacon Lakes Phase One	21,457
Bel Aire	21,804
Belen Estates	3,234
Ben Granoff Park	4,952
Benson Lakes	3,021
Bent Tree Briarcliff	1,072
Bent Tree Commercial Park	3,380
Bent Tree Section Three	5,473
Beverly Estates	15,603
BHM East Campus Expansion	609
Biarritz Subdivision Phase One	913
Biarritz Subdivision Phase Two	1,244
Big Five Homes	693
Bilbao Estates	7,085
Bird Estates	3,137
Bird Gardens Subdivision	4,367
Bird Lakes South Addition Three	2,413
Bird Lakes South Section Four	7,520
Bird Lakes South Section One	8,049
Bird Lakes South Section Three	12,761
Bird Road Highlands	17,772
Bird Road Properties	3,218
Bird South	1,930
Biscayne	57,351
Biscayne Drive Estates	13,475
Biscayne Gardens	10,169
Biscayne Gardens Addition Two	19,712
Biscayne Gardens Third Addition	27,639
Biscayne Manning	17,179

Biscayne Manning First Addition	5,678
Biscayne Pines	18,310
Biscayne Point South	3,256
Biscayne Villas	6,787
Bismark Estates	717
Bismark Homes	4,391
Black Creek Homes	2,587
Blue Heaven Landing	1,179
Bluewaters Subdivision	43,397
BMS Kendale Lakes	716
BMS Kendall	2,096
BMS Ojus	646
Bonita	13,559
Bonita Estates Mansions South	4,469
Bonita Golf View	2,555
Bonita Golf View Part Two	4,905
Bonita Grand Estates South	21,015
Bonita Grand Estates South 3	2,327
Bonita Grand Estates South II	8,073
Borek	8,761
Borluv Subdivision	1,331
Bowtie Subdivision	2,728
Brandon Park	22,390
Breckenridge Estates	1,951
Breeze at Galloway	6,214
Bridgeport Villas	1,063
Bright Homes	2,587
Brighton Meadow	10,524
Bristol at Kendall	623
Bristol Park Two	3,123
Bristol Pointe	1,926
Brownsville	168,406
Buddy's Paradise	2,315
Cadiz Estates	1,005
California Club Estates	1,738
California Hills	10,043
Camino Real First Addition	6,189
Canero's Oak	452
Cantal West Industrial Park	677
Cantelope	6,140
Canton Subdivision	4,456
Canton Subdivision First Addition	1,701
Cape Florida	11,708
Capri Homes	1,498
Caribbean Palms	9,807
Caribe Lakes Phase One	4,681
Caribe Subdivision	2,198
Carmichael Estates	1,157
Carol City	420,628
Carol City First Addition	3,243
Cartal Subdivision	823
Casa Lago	6,289
Casa Lago First Addition	2,850
Casa Matias	2,595
Casariago Business Park	1,588
Castcana Estates	2,104
Castillian Subdivision	700
Cauley Palisades	1,166
Cedar West Homes	14,039
Cedar West Homes Two	4,663
Cenal Estates	24,346
Central Canal	37,182
Central Heights	14,211
Central Miami	16,342

Central Miami Addition One	12,453
Central Park Estates	782
Centro Villas North	3,581
Century Estates and First Addition	26,372
Century Gardens	29,238
Century Gardens at Tamiami	7,093
Century Gardens Village	6,014
Century Park Villas	5,745
Century Prestige	5,208
Century Townhomes at Bird Road	3,198
Chadustry Estates	4,617
Chana Rose Estates	1,372
Chateau Royal Estates	6,041
Chateaubeau Mansions	3,084
Chediak Subdivision	1,437
Chediak Subdivision 1st Addition	210
Children's Plaza	1,800
Chiu Subdivision	1,020
Christopher Gardens	10,316
Christy's Estates	4,785
Circle Creek Apartments	1,427
CLC Subdivision	1,087
CMGD Subdivision	1,676
Coco Palm Estates	8,051
Coco Palm Villas	2,395
Colonial Drive	211,782
Colonnade	8,649
Community Partnership South	5,047
Coral Bird Homes Subdivision Phase One	5,124
Coral Bird Homes Subdivision Phase Two	2,238
Coral Highlands	19,126
Coral Pines	32,466
Coral Reef Commons	8,364
Coral Reef Nurseries	26,958
Coral Stone Estates	1,592
Coral Terrace Section One	2,923
Coral Town Park	10,318
Coral Way Estates	10,257
Coral West Heights	19,395
Coral West Homes	1,385
Cordoba Estates Section Four	912
Cordoba Estates Section One	3,077
Cordoba Estates Section Two	4,096
Corsica	12,965
Corsica Place	37,068
Cosar Subdivision	7,432
Cosmopolitan Roadway	7,463
Costa Azul Homes	912
Costa Bonita	672
Costa Dorada	1,677
Costa Linda	2,396
Costa Verde	7,454
Costall Doral East	4,404
Country Club of Miami Estates	46,803
Country Lakes Manors	47,396
Country Lakes Manors Section Two	68,970
Country Park Estates	1,065
Countryside and First Addition	21,726
Courts at Tuscany	9,181
Courts at Tuscany North	2,012
Courts at Tuscany Phase Two	2,957
Coventry	7,468
Cres Estates	2,547
Cres Subdivision	2,417

Crestview Lakes	18,770
Crestview Lakes First and Second Additions	18,700
Cristianne Estates	1,081
Cudimar at Black Point Marina	31,652
Cutler Bay Palms	15,418
Cutler Breeze	3,401
Cutler Country Estates	2,360
Cutler Country Groves	9,531
Cutler Country Groves First Addition	21,685
Cutler Lake Homes Phase One	3,117
Cutler Ridge	44,398
Cutler Ridge Addition One	120,091
CVS at Coral Way	805
CW 144 Subdivision	2,956
Cypress Lake	2,678
Dadeland Forest Estates	1,179
Dadeland Park	9,062
Dadesky Subdivision	4,688
Daily First Addition	1,202
Daily Subdivision	993
Danielle Patrick Subdivision	4,657
Darlington Manor	30,437
Datorre	1,849
Daxal subdivision	14,240
DCP Subdivision First Addition	756
Deer Creek Estates	1,973
Deer Creek Estates & First Addition	3,984
Deering Grove Plat	1,847
Deering Point Subdivision	3,204
Digna Gas Station	1,041
Dimara Subdivision	1,257
Dimauro Subdivision	352
Dimensions at Doral	1,420
Divine Savior	2,065
Dolphin View	1,052
Dolphmac	1,379
Don Elias Estates	6,630
Doral Breeze	12,147
Doral Commerce Park	5,468
Doral Commons Residential and Commercial	9,318
Doral Concourse	1,730
Doral Equestrian Center	373
Doral International Park	1,218
Doral Isles Antilles	56,409
Doral Isles North Section Three	1,079
Doral Isles North Sections 1 & 2	26,441
Doral Landings	17,724
Doral Meadows First Addition	3,452
Doral Park	62,858
Doral Pointe Shopping Center	617
Doral Public Works Facility	2,005
Doral Terrace	5,748
Doral Villas	14,140
Doranda Subdivision	5,437
DVH Estates	14,225
Eagles Point First Addition	1,485
Eagles Point Subdivision	1,995
East Golf Park	26,755
Ed Mar Estates	1,698
Eden Lake	4,366
EFM Estates Sections 1-4	64,296
Egret Lakes Homes	28,950
Elise Estates	9,059
Emerald Isles	6,087

Emerald Lakes Estates	5,534
Emerald Oaks	2,234
Emerald Point	1,604
Enchanted Lakes	3,023
Enchanted Place, Two & Three	7,104
Enclave at Black Point Marina	28,831
Enclave at Doral	3,826
Erica Gardens	8,168
Esplanadas Dreams	2,569
Esquerro Estates	2,903
Estate Homes	6,747
Estate Homes Second Addition	1,587
Estate Homes Third Addition	648
Estates Mansions First Addition	12,296
Ethereal Subdivision	3,711
Eureka Creek	1,908
Eureka Estates	4,037
Eurosuites at Doral	5,414
Eve Estates	6,254
Evergreen Garden Estates	10,036
Expressway Industrial Park	10,539
Fantasy Homes	6,170
Fantasy One	9,806
Farmland Development	602
Fava Estates	2,717
FC Subdivision	16,432
Fedy Estates	938
Ferel Subdivision	569
Fernal Subdivision	2,832
Five Stars	391
Flamingo Farms Estates	9,694
Flamingo Village	14,025
Flightways Subdivision	3,567
Florencia Estates	7,506
Forest Lake Paradise	2,001
Forest Lakes	69,869
Forest View	16,456
Gabriella Estates	1,700
Galloway Estates	1,984
Galloway Glen	64,177
Garden Hills Subdivision	46,286
Garden Hills West	45,496
Garson Subdivision Section One	4,120
Gasser Subdivision	382
GB Estates	17,170
GC Corp IAD	2,573
Gefen Equity Commercial Subdivision	1,373
Gefen Maisel Subdivision	841
Gem Homes	26,838
Genstar	2,639
Glenwood Park Estates	3,900
Gold Dream Estates	1,331
Goldvue	1,904
Golf Park Minton Manor Fairmont	33,412
Gordon Estates	2,301
Goulds	97,890
Goulds Hammock Estates	3,123
Gran Central	95,190
Granada Homes Estates	1,334
Granada Ranch Estates	2,573
Grand Bay at Doral	27,227
Grand Lakes	75,164
Grand Manor Villas	3,194
Greystoke Homes at 216 St.	2,286

Habitat Homes South	4,959
Hainlin Mill Estates	620
Hainlin Mills Park View	1,318
Hainlin Reef North	2,096
Hammock Plaza	1,172
Hammock Shores Third Addition	6,236
Hammocks Estates	15,154
Hammocks Shores	7,265
Hammocks Shores Second Addition	5,498
Hampton Apartments	4,755
Happy Farms Acres	20,766
Hardin Hammocks Estates	3,831
Hardwood Village	11,449
Hartford Place	17,895
Hawksnest	2,767
Hawksnest First Addition	1,621
Hawksnest Second Addition	1,297
Heavenly Estates	2,518
Helena Homes	9,756
Helena Homes First Addition	917
Hemingway's Point	44,210
Hermilio Subdivision	1,932
Heti Subdivision	425
Hibiscus Gardens	3,034
Hidden Grove	6,982
Highland at Kendall	8,278
Highland Gardens	11,805
Highland Kendall First Addition	9,514
Highland Lakes Estates	1,329
Highland Sparling	43,808
Hilda's Estates Subdivision	4,334
Homestar Landings	5,377
Howard Drive	40,475
Hughes West Subdivision	2,212
Ibis Villas	3,020
Ibis Villas at Doral	5,242
Intag Manor First Addition	1,804
Interian Homes	1,055
Interlaken	7,265
International Corporate Park	28,890
International Gardens	88,308
Isabella Estates	739
Isabella Homes	2,664
Isla Margarita at Doral	1,059
Islands at Doral	18,918
Islands at Doral First Addition	20,705
Islands at Doral Northwest	21,523
Islands at Doral Townhomes	3,346
Ives Estates	60,547
Jacarandas at Sunset	2,762
Jackson South Community Hospital	4,166
Jacqueline Gardens	2,037
Jane Plaza	1,328
JAR Subdivision	673
Jarguti Subdivision	3,601
JC Kern Estates	10,613
Jeannie Forest	5,109
Jefferson at Doral	4,323
Jesslyn Subdivision	16,250
Juan David Subdivision	1,218
Kaiser Subdivision	965
Karenero Falls	1,349
Kayla's Place	17,486
Kendaland Center	2,688

Kendall Breeze	10,414
Kendall Commons	52,516
Kendall Country Est. Country Walk	16,293
Kendall Family Estates Phase One	15,320
Kendall Hammocks Shopping Center	1,478
Kendall Home Depot	923
Kendall Town Center	31,254
Kendall Village West	3,104
Kendalland	36,051
Kendallwood	12,238
Kendallwood Industrial Park Replat	4,975
Kenellen Subdivision	1,328
Kenwood Estates	1,377
Kessler Grove Section One	11,395
Kessler Grove Section Two	8,832
Kessler Groves Sections Three and Four	25,538
Key Biscayne One	23,744
Key Biscayne Two	9,109
Keys Crossing Apartments	3,869
Keystone	9,291
Kingdom Dreams	9,288
King's Estates	1,920
King's Homes	1,949
Koki Estates	1,095
Koki Estates First Addition	1,037
Kristina Estates	20,126
Krizia Subdivision Fifth Addition	2,665
Krizia Subdivision First Addition	5,769
Krizia Subdivision Fourth Addition	3,600
Krizia Subdivision Third Addition	1,881
La Costa at Old Cutler Section One	4,973
La Costa at Old Cutler Section Two	2,582
La Espada	5,084
La Joya Apartments	4,910
Laffitte Subdivision	2,635
Lago del Mar	54,399
Lago Mar First Addition	6,381
Lago Mar South	10,264
Laguna Ponds Sections One and Two	46,034
Lake Arcola	10,085
Lake Frances Subdivision	15,439
Lake Park	13,690
Lakes by the Bay Section Fourteen	15,173
Lakes by the Bay South Commons	107,576
Lakes of Avalon	23,514
Lakeside Commercial Park	451
Lakeview	38,916
Landmark at Doral	19,230
Laroc Estates	8,617
Laroc Subdivision	257
Larose Subdivision	1,122
Las Palmas	14,529
Laurel Hill Park	14,275
Lauren's Pond	5,130
Lazarus on Richmond	12,006
Le Chelle Estates	6,846
Le Mirage	6,744
Lee Manor	19,947
Lee Manor First Addition	18,351
Lejeune Terminals	32,002
Les Jardins / Secret Garden	1,287
Leti Subdivision	3,163
Leti Subdivision First Addition	1,615
Leti Subdivision Third Addition	1,158

Leyva Subdivision	1,777
Liberty City	112,528
Liberty Plaza	5,738
Lilandia Subdivision	3,372
Limewood Groves	31,738
Little Gables	30,126
Little Plantations of Miami	25,158
Little River Acres	11,860
Llanos at Bird Road	1,871
Llauro Subdivision	601
London Square	7,770
Lorant Enterprises at Tamiami	1,404
Loyola Westbrooke	6,658
Lucky Start at Sunrise Estates	7,581
Luisangel Subdivision	899
Luz Estela South	8,217
Luz Marina Estates	734
Magnolia Landing	6,774
Magnolia Manors	1,309
Majestic Estates	36,668
Majestic Homes	9,782
Mako Subdivision	970
Mandarin Lakes and First Addition	34,665
Mandy Subdivision	15,891
Mangus Subdivisions Sections One and Two	19,726
Mansions at Sion	3,892
Mansions of Pine Glenn	1,760
Maralex Homes	16,502
Marbella Estates	2,019
Marbella Park	9,530
Mardel Estates	4,635
Margarita's Estates	5,600
Maria Gardens	10,697
Marien Subdivision	5,308
Marpi Homes	6,453
Marquesa Subdivision	1,251
Marta Subdivision	827
Martex Business Center and First Addition	3,270
Mashta Island	2,908
Mastrapa Estates	626
Matah Subdivision	446
Mayito Estates	355
Mayte South	4,667
Mayte Subdivision	8,126
MC Estates	37,860
Meadow Wood Manor Section Eight North	4,431
Meadow Wood Manor Section Eight South	7,001
Meadow Wood Manor Section Four	34,260
Meadow Wood Manor Section Nine	13,525
Meadow Wood Manor Section Ten	7,696
Meadows Subdivision	8,207
Med South	24,647
Mediterrania	12,806
Melgor Estates	3,853
Melody Homes	682
Melquiades Subdivision	730
Miami Free Zone Replat No 2	960
Miami Gardens Park	2,793
Miami International Business Park	9,653
Miami International Parkway	8,442
Mica Subdivision and First Addition	2,411
Mica Subdivision Second Addition	292
MICC	15,522
Micheline Subdivision	517

Michelle Manors Subdivision	6,316
Michelle Woods	4,571
Migdalia Subdivision	2,015
Migdalia Subdivision Second Addition	590
Millenium Subdivision	1,113
Miller Cove	5,853
Miller Cove First Addition	4,616
Miller Cove Third Addition	1,117
Miller Grove	441
Miller Lake	4,463
Miller South Subdivision	2,604
Miller's Glen Subdivision	7,110
Miller's Landing	1,068
Milon Venture	54,810
Milya Subdivision	3,943
Mimi Subdivision	1,986
Mindi Subdivision	2,193
Mingo's Garden	654
Mirabella	2,189
Miracle West	3,081
Miracle West First Addition	612
Mirana Industrial Park	1,988
Mirasol Subdivision	1,264
Mirelda Estates	11,521
Missy Estates First Addition	2,802
Missy Estates Second Addition	2,567
Mitchell Lake	5,126
Mito Estates	3,704
Monaco Estates	4,615
Monaco Estates First Addition	8,572
Monaco's Miller Homesites	1,378
Monasterio Estates Section One	4,827
Monasterio Estates Section Two	1,060
Monasterio Subdivision	2,760
Monique	2,652
Moody Drive Estates	9,276
Moody Drive Estates First Addition	3,867
Mother of Christ	1,230
Munne Estates	4,705
Munne Royal Homes	8,690
Mustang Ranch	8,181
My First Home	6,098
Mystic Forest	1,227
Mystic Forest Two	1,189
Mystic Place	1,138
Naranja Gardens	16,608
Naranja Lakes	20,437
Naranja Park	17,124
Naroca Estates	15,108
Natalie Homes	4,851
Nava Subdivision	804
Nelfer Subdivision	3,556
Nelia Subdivision	851
Nelmar Subdivision	1,616
Nelsay Plaza	844
Nicoi Tract	1,485
Nicolle Subdivision	3,586
Nilo Estates	3,614
Nilo Subdivision	3,297
Nito Estates Subdivision	2,182
Nomar Estates	1,997
North County	356,198
North Lake Commerce	2,230
North Lake Park	2,498

North Palm Estates	13,515
Northwest Shores	48,145
November Heights	2,082
Nunez Estates	620
Nunez Homes	929
Nyurka Estates	975
Oak Creek	13,515
Oak Creek South	11,738
Oak Lane	3,148
Oak Park	35,669
Oak Park Estates Section One	13,115
Oak Ridge Falls	2,546
Oak Ridge Falls First Addition	2,348
Oak Ridge Falls Second Addition	2,447
Oak Ridge Villas	2,475
Oak South Estates	13,188
Oakland Estates	8,832
Oakland Park	15,133
Oaks and Pines	2,080
Oaks South	12,759
Old Country Road Estates	2,075
Old Cutler Apartments	2,374
Old Cutler Forest	4,178
Old Cutler Homes	1,774
Olivia's Subdivision	1,683
Ozambela Subdivision	651
PA at Coral Reef	6,006
PA at West Sunset	3,114
Palapala	4,258
Palm Spring Estates	13,432
Palm Springs North	76,913
Palm Springs North Underground	23,159
Palmas del Bosque First Addition	1,056
Palmera at Century Breeze	876
Pan American West Park	20,672
Park Lake Sections 1-4	14,967
Park Lakes	11,848
Park Lakes by the Meadows Phase Six	5,617
Park Lakes by the Meadows Phase Three	5,429
Park Lakes by the Meadows Phases 4-5	5,720
Park Shores	30,274
Parkview Condominiums	2,962
Parkview Townhomes Phase One	926
Paul Marks	11,562
Peacock's Point	2,237
Pedro Alberto Subdivision	3,144
Pelican Bay at Old Cutler Lakes	35,198
Pelican's Point	4,452
Pena Subdivision	3,168
Peral Subdivision	7,786
Peterson	5,621
Pete's Place	5,820
Pi Estates	7,293
Pine Manor	5,113
Pine Needles East Section Five	1,772
Pinewood Manor	6,944
Pinewood Park	26,948
Pinewood Park Extension	30,717
Plaza del Paraiso	1,926
Pleasure Village South	3,781
Poinciana Lakes Subdivision	1,091
Ponce Estates	11,993
Ponce Estates Section Two	8,935
Potamkin Subdivision	1,406

Precious Executive Homes	6,859
Precious Forest Homes	4,951
Precious Homes at Lakes by the Bay	3,243
Preserve at Doral	1,729
Presidential Estates	4,900
Prince of Peace Catholic Church	2,417
Princetonian	62,788
Puerto Bello at Doral	1,746
Punta Gorda Estates	2,090
PVC Estates	2,227
PVC Estates First Addition	343
PVC Subdivision	1,551
PVC Subdivision First Addition	890
Quirch Subdivision	4,967
Raas Subdivision	3,108
Raas Subdivision No 2	1,780
Ram Commercial Tract	416
Ramda Subdivision	2,517
Rana Park	8,391
Red Gardens	4,743
Redland East	317
Redland Estates	7,151
Redlands Colonial Estates	1,203
Redlands Cove	7,877
Redlands Forest	4,378
Reese Estates	4,409
Renaissance Estates	13,283
Renegade Point Subdivision	4,691
Reserve at Doral	3,960
Reserve at Doral West	1,083
Richland Estates	16,266
Richmond Heights	103,284
Richmond Heights Addition One	36,428
Richmond Homes	4,101
Richmond Homes First Addition	2,734
Rieumont Estates	5,964
Rita Garden	459
Rivendell	9,502
Rivendell East	5,338
Riverbend	27,139
Riverside	1,917
Riviera Grand Estates Subdivision	4,988
Riviera Preparatory School	4,818
Riviera South	2,700
Riviera Trace	11,223
Riviera West	2,228
RJ Katz	11,079
Roel Subdivision	4,112
Roger Homes	9,407
Rose Glen	4,977
Rosewood Homes	2,487
Rosmont Subdivision No 3	466
Royal Cutler Estates	5,331
Royal Landings	10,140
Royal Landings Estates	2,176
Royale Green Section One	43,422
Royale Green Townhouse	57,877
Royalton Subdivision	7,756
Rustic Lakes	3,414
Rustic Lakes Addition One	6,782
SAB Subdivision	445
Sabal Palm	59,811
Sabina Shopping Center	816
Sable Palm Estates	8,172

Sabrina Twinhomes Subdivision	3,588
Salcines Subdivision	305
Salma Lake	9,354
Saminik Subdivision	3,559
San Denis San Pedro Estates	15,728
San Diego Subdivision First Addition	1,695
San Marino Estates	3,141
San Valentin	1,318
Santa Barbara Subdivision	4,035
Santa Monica Estates	802
Sarco Subdivision	1,711
Savannah Landing	1,829
Savannah/Doral	5,847
Schenley	10,823
Sella Subdivision	8,398
Sevilla Heights	2,930
Sharon Estates	4,103
Shirtee One and Two	2,926
Shoma at Country Club of Miami	3,860
Shoma Estates	36,318
Shoma Homes at Old Cutler Point	11,489
Shoma Homes at Tamiami Two	21,734
Shoma Kendall	10,774
Shoma Villas at Country Club of Miami 1	1,253
Shomar Subdivision	1,988
Shops at 107	1,131
Shops at Tuscany	2,977
Shoreway Subdivision	48,100
Shrader's Haven	1,482
Sierra	50,890
Signature Gardens Subdivision	1,262
Silver Palm East and Silver Palm West	142,860
Silver Palm East Section 5	1,944
Silver Palm Homes	28,003
Silver Palm Lake	15,925
Silver Palm Plantation	2,120
Silver Palms Midtown	13,277
Silver Palms Park	3,231
Silvia Subdivision	2,658
Sinos Estates	614
Sion Estates	1,772
Sion Estates First Addition	1,378
Sky Lake	42,611
Sky Lake Homes	9,426
Sky Lake Homes Second Addition	3,042
Sky Lakes First Addition	12,817
Skylake Gardens Condo No. 4	1,220
Snapper Creek Park	14,795
Sofia Estates	374
Soto Mansions	6,778
South Allapattah Center	3,439
South Gate Subdivision	4,858
South Indian Subdivision	1,257
South Miami Heights	442,826
South Point	1,364
South Point First Addition	335
South Pointe Cove	918
South Springs Homes	4,593
South View Subdivision	2,127
Southland II	3,474
Southwest Section One	363,788
Southwest Section Two	28,491
Southwest Section Two Addition One	3,210
Southwind Point	4,430

Spanish Garden Villas	2,306
Spanish Lakes	16,515
Spicewood Subdivision	42,114
Spring West Estates	1,709
Star High Subdivision	1,022
Star Lakes	8,997
Stephanie Subdivision First Addition	1,514
Stephanie's Subdivision	1,576
Stephens Manor	18,529
Strawberry Fields Homes	14,896
Stuart International Subdivision	1,219
Summerville and First Addition Subdivisions	46,802
Summerwind Subdivision	2,855
Sunnyview Subdivision	7,521
Sunrise Commons	1,865
Sunset Apartments	14,049
Sunset Cove	1,935
Sunset Farms	2,755
Sunset Harbour Section Six	2,938
Sunset Homes	7,798
Sunset Lake Townhomes	2,948
Sunset Lakes Estates	2,360
Sunset Lakes Estates 1 & 2	3,685
Sunset Park	61,278
Sunset Pointe	2,035
Sunset Residential	819
Sunset Square	2,361
Sunset West	48,216
Sunswept Isle	9,176
Superior Homes Estates	9,818
Superior Subdivision	542
Superior Trace	2,777
Sussyan Subdivision	415
Sylvia Subdivision	740
T & F Subdivision	6,058
Tabor	437
Tallahassee Gardens	30,999
Tallahassee Gardens First Addition	4,501
Tallamoody	18,102
Tamiami Gefen Industrial Park	4,692
Tamiami Industrial Park	478
Tamiami Lakes	51,683
Tamiami Marketplace	829
Tedville Estates	1,753
Terry Enterprise	958
The Falls	13,518
The Hammocks	203,117
The Hamptons	1,157
The Lakes	18,183
THE MANSIONS AT SUNSET	11,293
The Mansions at Sunset Second Addition	4,823
The Palace at Kendall First Addition	833
The Villas of Barcelona	745
Thousand Pines	10,173
Tiffany at Sunset	474
Torremolinos	1,746
Town and Country Professional Center	1,280
Town Park Estates	28,516
Town Park Estates Addition One	6,102
TRADITION AT KENDALL	485
Transal Corporate Park	5,813
Transal Service Park	666
Truval Gardens	835
Truval West Subdivision	719

Tuscan Lake Villas	4,245
Tuscany Place	4,210
Tuscany Villas West	1,969
Twin Homes Estates	3,822
Twin Lake Shores	6,718
Twin Lakes	61,669
United Storage Doral	367
University Manor	16,671
V & Q Holdings Subdivision	773
Valencia Grove	8,700
Valencia Grove Estates	15,817
Vanessa Ranch	12,926
Vanessa's Place	2,031
Vany Subdivision	1,070
Vecin Homes First Addition	1,568
Vega Coral Way Subdivision	461
Venetian Lake	7,224
Venetian Parc and Venetian Parc West	25,292
Venezia Homes Estates	11,956
Veranda Subdivision	12,998
Vessel Subdivision	8,380
Victoria Bay Estates	3,337
Victoria Gardens	333
Vilhen Drive Estates	18,664
Villa Capri	8,794
Villa Castillo	1,440
Villa Esperanza	2,561
Villa Real at Doral	1,506
Villa Sevilla	7,761
Village Green	77,963
Village Green Underground	24,086
Villages of Homestead	27,291
Villas del Campo Subdivision	24,717
Vintage Estates	3,361
Virginia Estates	2,578
Viscaya Villas	1,384
Vista Subdivision	16,982
Vitran at Naranja Estates	5,916
Vitran Homes at Morningside & Homes at Morningside	7,608
VM Estates	1,075
VTL Subdivision	1,563
Wal Mart Hialeah	14,936
Walden Townhomes	1,703
Watersedge	2,611
WDL D Subdivision	2,787
Weitzer Hammocks Homes	20,835
Weitzer Killian Place	3,750
Weitzer Serena Lakes	15,329
Weitzer Serena Lakes Estates	4,330
Weitzer Serena Lakes West Section Two	4,389
West Cherry Grove	7,607
West Dade Land Subdivision	1,602
West Dade Subdivision	1,112
West Doral Lakes	7,332
West Flagler Estates	5,038
West Kendall Best	33,401
West Lakes Estates Subdivision	7,748
West Little River	18,778
West Perrine	56,344
West Winds Estates	468
Westbrook Addition No Five	3,851
Westbrooke	5,941
Westbrooke Gardens	15,772
Westbrooke Third Addition	6,616

Westchester	211,095
Westchester Park	2,562
Westgate Gardens	19,979
Westpointe Business Park	12,988
Westwind Lakes	71,845
Whistling Pines Creek	2,490
Winston Park	157,082
Wittman	237,163
Wonderly Estates	21,346
Woodland Grove Apartments	3,170
Woodlands	5,386
Woodside Oaks	8,883
Yasamin Subdivision	326
Zac Subdivision	1,456
Zamora's Grove	1,356
Zamora's Grove First Addition	240
Zenteno Subdivision	1,022
Zoe Miller Estates	1,311
Zumma Subdivision	701
Zunjic Estates	2,066
Administrative Reimbursement Reserves	282,000
	<u>4,680,511</u>
Total	<u>\$16,967,564</u>

SPECIAL ASSESSMENT FUNDS
Special Taxing Districts - Security Guards
(Fund Group SG)

<u>Revenues:</u>	<u>2023-24</u>
<u>Carryover -- Security Guard Districts</u>	<u>\$1,303,444</u>
<u>Special Taxing Districts FY 2023-24 Assessments -- Security Guard Districts</u>	<u>10,592,732</u>
 <u>Total</u>	 <u>\$11,896,176</u>
 <u>Expenditures:</u>	
<u>Bay Heights (Roving Patrol)</u>	<u>\$520,555</u>
<u>Belle Meade</u>	<u>331,330</u>
<u>Belle Meade Island</u>	<u>330,016</u>
<u>Brickells Flagler (Roving Patrol)</u>	<u>284,529</u>
<u>Coventry</u>	<u>332,634</u>
<u>Davis Ponce (Roving Patrol)</u>	<u>465,259</u>
<u>Devonwood (Roving Patrol)</u>	<u>235,917</u>
<u>Enchanted Lake</u>	<u>667,266</u>
<u>Entrada</u>	<u>323,623</u>
<u>Fairhaven (Roving Patrol)</u>	<u>189,538</u>
<u>Four Way Lodge Estates</u>	<u>332,521</u>
<u>Highland Gardens</u>	<u>337,271</u>
<u>Highland Lakes</u>	<u>712,847</u>
<u>Keystone Point</u>	<u>978,111</u>
<u>Morningside</u>	<u>813,035</u>
<u>Natoma Manors (Roving Patrol)</u>	<u>79,591</u>
<u>North Bay Island</u>	<u>331,972</u>
<u>North Dade Country Club / Andover</u>	<u>668,751</u>
<u>Oak Forest</u>	<u>689,274</u>
<u>Oak Forest (Roving Patrol)</u>	<u>649,168</u>
<u>Palm and Hibiscus Island</u>	<u>907,330</u>
<u>Sabal Palm (Roving Patrol)</u>	<u>213,157</u>
<u>Sans Souci</u>	<u>700,005</u>
<u>Star Island</u>	<u>360,556</u>
 <u>Administrative Reimbursement</u>	 <u>273,000</u>
<u>Reserves</u>	<u>168,920</u>
 <u>Total</u>	 <u>\$11,896,176</u>

SPECIAL ASSESSMENT FUNDS
Special Tax Districts - Landscape Maintenance
(Fund Group FM)

<u>Revenues:</u>	<u>2023-24</u>
Carryover - Landscape Maintenance Districts	\$4,315,030
Special Taxing Districts FY 2023-24 Assessments -- Landscape Maintenance Districts	5,079,284
Transfer of Secondary Gas Tax for Right-of-Way Maintenance (Fund CO008)	<u>684,000</u>
 Total	 <u>\$10,078,314</u>
 <u>Expenditures:</u>	
Alco Estates and Additions 1-5	\$27,241
Alexandria Estates	19,248
Allison Estates	15,110
Aristotle Subdivision	53,881
Bailes Common	8,506
Bailes Common First Addition	8,906
Bailes Common Second Addition	6,926
Balani Subdivision	18,302
Biscayne Drive Estates	22,169
Bonita Golf View Second Addition	36,233
Bonita Grand Estates South	26,486
Camino Real Estates and First Addition	12,215
Candlewood Lakes Lake Maintenance	16,722
Capri Homes	10,474
Casa Lago 1 St Addition	9,256
Casa Lago Subdivision	10,820
Cedar West Homes Three	21,871
Cedar West Homes Two	19,779
Century Estates and First Addition	122,124
Chateau Royal Estates	64,564
Christopher Gardens	49,005
Colonnade	107,951
Coral West Homes	11,563
Corsica Landscape	28,825
Corsica Place Landscape	75,058
Cosmopolitan Roadway	24,247
Countryside and First Addition	137,041
Crestview Lakes First and Second Additions	26,260
Cutler Bay Palms	44,128
CVS-167	13,854
Cypress Lake	9,926
Danielle Patrick Subdivision	20,433
Deer Creek Estates First Addition	11,410
Dolphin Center	949,960
Doral Isles Antilles	183,039
Doral Park Landscape	347,923
DVH Estates	28,705
East Oakmont Drive	26,170
Eden Lake	24,164
Emerald Lakes Estates	16,677
Erica Gardens	22,784
Evergreen Garden Estates	25,970
Fava Estates	7,879
Florenca Estates	8,496
Forest Lakes	183,284
Forest View Subdivision	10,622
Free Zone Industrial Park	7,971
Garden Hills Landscape	90,427
Garden Hills West	81,065
Genstar	19,862
Goulds Hammock Estates	11,877

Grand Lakes	345,376
Helena Homes	8,576
Highland Lakes Lake Maintenance	18,422
Hilda's Estates Subdivision	5,228
Homestar Landings	21,141
Jarguti Subdivision	8,789
JC Kern Estates	34,355
Joanna Estates Subdivision	8,371
Kendale Lakes	563,250
Kendalland	230,686
Keystone	37,334
King's Estates	10,239
Kingdom Dreams	80,794
Lake Frances Subdivision First Addition	28,881
Laroc Estates	19,650
Lauren's Pond	18,481
Limewood Groves	61,166
Mangus Subdivision Sect 1 & 2	55,929
Marpi Homes	40,175
Mediterrania	23,480
Melody Homes	5,800
Miller Cove	66,451
Miller Cove First Addition	11,091
Miller Lake	11,145
Milon Venture	64,448
Missy Estates First Addition	23,745
Moody Drive Estates	26,431
Moody Drive Estates First Addition	21,054
Naranja Gardens	33,682
North Palm Estates	20,120
Oakland Estates	17,432
Oaks South Estates	35,649
Old Cutler Homes Landscape	31,581
Olivia's Subdivision	10,774
Park Lakes	32,788
Park Lakes by the Meadows Phase Six	10,898
Park Lakes by the Meadows Phase Three	3,628
Park Lakes by the Meadows Phases 4-5	12,773
Pete's Place	21,981
Ponce Estates	44,404
Ponce Estates Section Two	27,621
Precious Executive Homes	21,378
Precious Forest Homes	22,213
Renaissance Estates	36,393
Renaissance Ranches	34,745
Rieumont Estates	18,436
Royal Harbour Yacht Club	33,594
Royal Landings	21,979
Royal Landings Estates	8,461
Sable Palm Estates	98,619
San Denis San Pedro Estates	44,656
Santa Barbara Subdivision	38,683
Sella Subdivision	32,546
Shoma Homes at Tamiami II	146,373
Shoreway Subdivision	119,294
Sky Lake Golf Club	39,749
South Kendall Estates	21,692
Sunset Cove	14,244
Superior Subdivision	10,897
Valencia Grove Estates	20,635
Venetian Lake	12,000
Watersedge	10,520

West Kendall Best	118,794
Westwind Lakes	355,850
Wonderly Estates	62,876
Woodlands	17,892
Zamora's Grove	10,903
Administrative Reimbursement	163,000
Right-of-Way Maintenance	684,000
Reserves	<u>2,566,664</u>
Total	<u>\$10,078,314</u>

SPECIAL ASSESSMENT FUNDS
Special Tax Districts - Road Maintenance
(Fund CO027)

<u>Revenues:</u>	<u>2023-24</u>
Carryover -- Road Maintenance Districts	\$1,091,985
Special Taxing Districts FY 2023-24 Assessments - Road Maintenance Districts	<u>98,303</u>
Total	<u>\$1,190,288</u>

<u>Expenditures:</u>	
Hibiscus Island	\$98,303
Hibiscus Island Reserves	957,730
Les Chalets II Reserves	<u>134,255</u>
Total	<u>\$1,190,288</u>

**MIAMI-DADE AVIATION DEPARTMENT
Revenue Fund**

<u>Revenues:</u>	<u>2023-24</u>
Carryover	\$97,501,000
Miami International Airport	943,560,000
Miami Executive Airport (Tamiami Airport)	2,876,000
Opa-Locka Airport	12,675,000
Homestead Airport	523,000
Training and Transition Airport	5,000
Transfer from Improvement Fund	<u>83,695,000</u>
 Total	 <u>\$1,140,835,000</u>
 <u>Expenditures:</u>	
Miami International Airport	\$647,792,000
Miami Executive Airport (Tamiami Airport)	1,753,000
Opa-Locka Airport	1,298,000
Homestead Airport	656,000
Training and Transition Airport	<u>291,000</u>
 Subtotal Operating Expenditures	 <u>\$651,790,000</u>
 Transfer to Other Funds:	
Sinking Fund	\$273,549,000
Reserve Maintenance	30,000,000
Improvement Fund	<u>74,692,000</u>
 Subtotal Transfers to Other Funds	 <u>\$378,241,000</u>
 Operating Reserve/Ending Cash Balance	 <u>\$110,804,000</u>
 Total	 <u>\$1,140,835,000</u>

**PUBLIC HOUSING AND COMMUNITY DEVELOPMENT
Public Housing Operations Fund**

<u>Revenues:</u>	<u>2023-24</u>
Transfer from Countywide General Fund (Fund G1001)	\$344,000
Transfer from Miami-Dade Rescue Plan Fund Infrastructure Projects (G1004)	3,000,000
Rental Income	12,386,000
Interest Earnings	26,000
Miscellaneous Operating Revenues	6,004,000
Public Housing Subsidy	44,692,000
Federal Grants	<u>15,052,000</u>
 Total	 <u>\$81,504,000</u>
 <u>Expenditures:</u>	
Operating Expenditures	\$69,710,000
Transfer of Operating Subsidy to Central Office Cost Center Fund	5,798,000
Transfer of Federal Funds to Central Office Cost Center Fund	1,807,000
Reserves	<u>4,189,000</u>
 Total	 <u>\$81,504,000</u>

**PUBLIC HOUSING AND COMMUNITY DEVELOPMENT
Central Office Cost Center (COCC) Fund**

<u>Revenues:</u>	<u>2023-24</u>
Transfer from Countywide General Fund (Fund G1001)	\$778,000
Miscellaneous Revenue	140,000
Federal Funds	1,807,000
Transfer from Section 8 Housing Choice Voucher Fund	4,988,000
Transfer from Public Housing Operations Fund	5,798,000
State of Florida	15,000,000
COCC Holdover Funds from Public Housing/Section 8	<u>11,203,000</u>
 Total	 <u>\$39,714,000</u>

<u>Expenditures:</u>	
Central Office Operations	\$32,345,000
Reserves	<u>7,369,000</u>
 Total	 <u>\$39,714,000</u>

**PUBLIC HOUSING AND COMMUNITY DEVELOPMENT
Section 8 Housing Choice Voucher**

<u>Revenues:</u>	<u>2023-24</u>
Housing Assistance Payments	\$312,831,000
Section 8 Administrative Fee	43,748,000
Miscellaneous Revenues	7,927,000
Interest Earnings	<u>48,000</u>
 Total	 <u>\$364,554,000</u>

<u>Expenditures:</u>	
Operations	\$31,173,000
Section 8 Housing Assistance Payments	312,339,000
Transfer to Central Office Cost Center Fund	4,988,000
Reserves	<u>16,054,000</u>
 Total	 <u>\$364,554,000</u>

**PUBLIC HOUSING AND COMMUNITY DEVELOPMENT
Housing and Community Development Operating Funds**

<u>Revenues:</u>	<u>2023-24</u>
Carryover	\$428,379,000
Transfer from Miami-Dade Rescue Plan Fund Economic and Social Projects (Fund G1006)	33,580,000
Transfer from Countywide General Fund (Fund G1001)	500,000
Community Development Block Grant (CDBG)	12,502,000
Documentary Stamp Surtax	36,000,000
Emergency Shelter Grant	1,698,000
Program Income	7,009,000
HOME Investment Partnerships Program	5,386,000
State Housing Initiative Partnership Program (SHIP)	13,000,000
Loan Repayments	16,091,000
Interest Earnings on Investments	3,334,000
Loan Servicing Fees	928,000
Miscellaneous Revenue	6,993,000
State of Florida	<u>6,665,000</u>
 Total	 <u>\$572,065,000</u>
 <u>Expenditures:</u>	
Administration	\$743,200
Operating and Programmatic Expenditures	173,906,800
Transfer to General Government Improvement Fund - (GGIF) for Debt Service (Fund CO003)	834,000
Reserves	<u>396,581,000</u>
 Total	 <u>\$572,065,000</u>

**PUBLIC HOUSING AND COMMUNITY DEVELOPMENT
Targeted Urban Areas
U.S. HUD Economic Development Initiatives Section 108 Loan**

<u>Revenues:</u>	<u>2023-24</u>
Economic Development Initiatives (EDI)/Brownfields Economic Development Initiative (BEDI) Carryover	\$1,060,000
Community Development Block Grant (CDBG) Carryover	<u>612,000</u>
Total	<u>\$1,672,000</u>

<u>Expenditures:</u>	
Transfer to Debt Service	<u>\$1,672,000</u>

**MIAMI-DADE WATER AND SEWER
Revenue Fund**

<u>Revenues:</u>	<u>2023-24</u>
Operating:	
Water Production	\$408,594,000
Wastewater Disposal	487,604,000
Other Revenues	<u>30,096,000</u>
Subtotal Operating Revenues	<u>\$926,294,000</u>
Non-operating:	
Interest Earnings Income (Net of Changes in Non-Cash Items)	\$13,126,000
Carryover	<u>85,884,000</u>
Subtotal Non-Operating Revenues	<u>99,010,000</u>
Transfer from Other funds:	
Transfer from W&S General Reserve Fund	<u>17,673,000</u>
Total	<u>\$1,042,977,000</u>

<u>Expenditures:</u>	
Operating:	
Water Production	\$260,186,000
Wastewater Disposal	288,797,000
Administrative Reimbursement	<u>25,010,000</u>
Capital Funding:	
Renewal and Replacement	100,000,000
Fire Hydrant Fund	<u>2,600,000</u>
Subtotal Operating Expenditures	<u>\$676,593,000</u>
Non-operating:	
Reserve	<u>\$95,665,000</u>
Total Debt Service Requirements (Including Interest Earnings)	<u>\$270,719,000</u>
Total	<u>\$1,042,977,000</u>

**MIAMI-DADE WATER AND SEWER
Debt Service Fund**

<u>Revenues:</u>	<u>2023-24</u>
Debt Service Fund Carryover	\$170,685,000
Transfer from Revenue Fund	<u>270,719,000</u>
Total	<u>\$441,404,000</u>
<u>Expenditures:</u>	
Debt Service Payments	\$270,719,000
Debt Service Fund Reserve	<u>170,685,000</u>
Total	<u>\$441,404,000</u>

**MIAMI-DADE WATER AND SEWER
General Reserve Fund**

<u>Revenues:</u>	<u>2023-24</u>
Carryover	<u>\$85,732,000</u>
<u>Expenditures:</u>	
Transfer to Revenue Fund	\$17,673,000
Ending Cash Balance	<u>68,059,000</u>
Total	<u>\$85,732,000</u>

**MIAMI-DADE WATER AND SEWER
Rate Stabilization Fund**

<u>Revenues:</u>	<u>2023-24</u>
Carryover	<u>\$30,534,000</u>
<u>Expenditures:</u>	
Ending Cash Balance	<u>\$30,534,000</u>

**JACKSON HEALTH SYSTEMS
Operating Budget
Including Funded Depreciation**

<u>Revenues:</u>	<u>2023-24</u>
Transfer from Countywide General Fund and COVID support (Fund G1001) for Maintenance of Effort	\$296,092,000
County Health Care Sales Surtax	402,802,000
Net Patient Service Revenue	1,857,150,000
Other Operating Revenues excluding JMH Health Plan Revenue	278,443,000
Other Non-Operating Revenue	103,917,000
Cash Carryover Available for Operations	<u>363,072,000</u>
 Total*	 <u>\$3,301,476,000</u>

<u>Expenditures:</u>	
Operating Expenses excluding JMH Health Plan Purchase of Services	\$2,938,404,000
Depreciation/Transfer to Capital	212,310,000
Principal Payments	11,460,000
Reduction in Accounts Payable	8,391,000
Cash for Unanticipated Expenses/Carryover in FY 2023-24	<u>130,911,000</u>
 Total	 <u>\$3,301,476,000</u>

***Total Revenues include adjustments for uncollectible accounts, contractual allowances, and the 95% adjustment required by State law.**

Notes: The Public Health Trust provides for inmate medical services in compliance with all applicable laws and requirements. The above budget includes \$33.952 million reimbursement to the County for the Trust's share of the County's Medicaid liability; \$1.877 million for the County Attorney's Office; \$6.924 million for Community Health of South Florida, Inc.; \$1.133 million for the Florida Department of Health.

CAPITAL BUDGET
APPROPRIATION SCHEDULES

DEBT SERVICE FUND
Safe Neighborhood Parks Program Bonds

General Obligation Bonds
Interest and Sinking Fund

Fund D1003

<u>Revenues:</u>	<u>2023-24</u>
Ad Valorem – Countywide (Tax Roll: \$425,954,499,059)	<u>\$9,198,000</u>
<u>Expenditures:</u>	
Principal Payments of Bonds	\$7,185,000
Interest Payments on Bonds	1,930,000
Transfer to Bond Administration (Fund G3058)	23,000
Arbitrage Rebate Computation Services	2,000
Reserve for Future Debt Service	<u>58,000</u>
Total	<u>\$9,198,000</u>

Building Better Communities Program Bonds

General Obligation Bonds
Interest and Sinking Fund

Fund D1004

<u>Revenues:</u>	<u>2023-24</u>
Ad Valorem – Countywide (Tax Roll: \$425,954,499,059)	<u>\$121,705,000</u>
<u>Expenditures:</u>	
Principal Payments on Bonds	\$52,275,000
Interest Payments on Bonds	68,320,000
Transfer to Bond Administration (Fund G3058)	303,000
Arbitrage Rebate Computation Services	12,000
Reserve for Future Debt Service	<u>795,000</u>
Total	<u>\$121,705,000</u>

GOB Public Health Trust Program Bonds

General Obligation Bonds
Interest and Sinking Fund

Fund D1005

<u>Revenues:</u>	<u>2023-24</u>
Ad Valorem – Countywide (Tax Roll: \$425,954,499,059)	<u>\$45,325,000</u>
<u>Expenditures:</u>	
Principal Payments of Bonds	\$15,165,000
Interest Payments on Bonds	29,740,000
Transfer to Bond Administration (Fund G3058)	113,000
Arbitrage Rebate Computation Services	8,000
Reserve for Future Debt Service	<u>299,000</u>
Total	<u>\$45,325,000</u>

Professional Sports Franchise Tax Bonds

Special Obligation Bonds – Prof. Sports Franchise Tax
Prof. Sports Franchise Tax – Revenue Fund

Fund D3111

<u>Revenues:</u>	<u>2023-24</u>
Transfer from Tourist Development Tax (Fund ST002)	\$8,844,000
Transfer from Professional Sports Franchise Tax Revenue (Fund ST004)	<u>22,723,000</u>
Total	<u>\$31,567,000</u>
<u>Expenditures:</u>	
Transfer to Debt Service Fund - Series 2009 A (Project 205901) (Fund Code D3005)	\$5,582,000
Transfer to Debt Service Fund – Series 2009 B (Project 205911) (Fund Code D3006)	367,000
Transfer to Debt Service Fund – Series 2009 D (Project 205931) (Fund Code D3008)	354,000
Transfer to Debt Service Fund - Series 2009 E (Project 205941) (Fund Code D3009)	4,462,000
Transfer to Debt Service Fund - Series 2018 (Project 205952) (Fund Code D3001)	10,462,000
Transfer to Surplus Fund (Project 205804) (Fund D3004)	<u>10,340,000</u>
Total	<u>\$31,567,000</u>

Special Obligation Bonds – Prof. Sports Franchise Tax
Prof. Sports Franchise Tax Refunding – Surplus Fund/Shortfall Reserve

Fund D3004

<u>Revenues:</u>	<u>2023-24</u>
Interest Earnings	\$10,000
Transfer from Revenue Fund (Project 205800) (Fund Code D3111)	10,340,000
Programmed Cash Reserves	<u>12,500,000</u>
Total	<u>\$22,850,000</u>

<u>Expenditures:</u>	
Reserve for Future Debt Service	\$7,474,000
Transfer to Tourist Development Tax for Beach Renourishment (Fund ST002)	\$9,676,000
Transfer to Tourist Development Tax for Cultural Affairs (Fund ST002)	\$4,200,000
Transfer to Tourist Development Tax for Underline Maintenance (Fund ST002)	<u>1,500,000</u>
Total	<u>\$22,850,000</u>

Special Obligation Bonds – Prof. Sports Franchise Tax
Prof. Sports Franchise Tax Refunding – Series "2009A" Debt Service Fund

Fund D3005

<u>Revenues:</u>	<u>2023-24</u>
Programmed Cash Reserves	\$2,830,000
Transfer from Revenue Fund (Project 205800) (Fund D3111)	<u>5,582,000</u>
Total	<u>\$8,412,000</u>

<u>Expenditures:</u>	
Interest Payment on Bonds	\$5,598,000
Reserve for Future Debt Service	2,799,000
Transfer to Bond Administration (Fund G3058)	14,000
Arbitrage Rebate Computation Services	<u>1,000</u>
Total	<u>\$8,412,000</u>

Special Obligation Bonds – Prof. Sports Franchise Tax
Prof. Sports Franchise Tax Refunding – Taxable Series "2009B" Debt Service Fund

Fund D3006

<u>Revenues:</u>	<u>2023-24</u>
Programmed Cash Reserves	\$190,000
Transfer from Revenue Fund (Project 205800) (Fund D3111)	<u>367,000</u>
Total	<u>\$557,000</u>

<u>Expenditures:</u>	
Interest Payment on Bonds	\$370,000
Reserve for Future Debt Service	185,000
Transfer to Bond Administration (Fund G3058)	1,000
Arbitrage Rebate Computation Services	<u>1,000</u>
Total	<u>\$557,000</u>

Special Obligation Bonds – Prof. Sports Franchise Tax
Prof. Sports Franchise Tax Revenue – Series "2009C" Debt Service Fund

Fund D3007

<u>Revenues:</u>	<u>2023-24</u>
Programmed Cash Reserve	<u>\$2,695,000</u>

<u>Expenditures:</u>	
Reserve for Future Debt Service	\$2,693,000
Arbitrage Rebate Computation Services	<u>2,000</u>
Total	<u>\$2,695,000</u>

Special Obligation Bonds – Prof. Sports Franchise Tax
Prof. Sports Franchise Tax Revenue – Taxable Series "2009D" Debt Service Fund

Fund D3008

<u>Revenues:</u>	<u>2023-24</u>
Programmed Cash Reserve	\$180,000
Transfer from Professional Sport Franchise Tax Revenue Fund (Project 205800) (Fund D3111)	<u>354,000</u>
Total	<u>\$534,000</u>

<u>Expenditures:</u>	
Interest Payment on Bonds	\$354,000
Reserve for Future Debt Service	177,000
Transfer to Bond Administration (Fund G3058)	1,000
Arbitrage Rebate Computation Services	2,000
Total	<u>\$534,000</u>

Special Obligation Bonds – Prof. Sports Franchise Tax
Prof. Sports Franchise Tax Revenue – Variable Rate Series "2009E" Debt Service Fund

Fund D3009

<u>Revenues:</u>	<u>2023-24</u>
Programmed Cash Reserve	\$1,670,000
Transfer from Professional Sport Franchise Tax Revenue Fund (Project 205800) (Fund D3111)	<u>4,462,000</u>
Total	<u>\$6,132,000</u>

<u>Expenditures:</u>	
Interest Payment on Bonds	\$5,000,000
Reserve for Future Debt Service	417,000
Transfer to Bond Administration (Fund G3058)	13,000
Arbitrage Rebate Computation Services	2,000
Other General and Administrative Expenses (LOC and Remarketing)	700,000
Total	<u>\$6,132,000</u>

Special Obligation Bonds – Prof. Sports Franchise Tax
Prof. Sports Franchise Tax Revenue – Taxable Series "2018" Debt Service Fund

Fund D3001

<u>Revenues:</u>	<u>2023-24</u>
Programmed Cash Reserve	\$8,051,000
Transfer from Professional Sports Franchise Tax Revenue Fund (Project 205800) (Fund D3111)	<u>10,462,000</u>
Total	<u>\$18,513,000</u>

<u>Expenditures:</u>	
Principal Payment on Bonds	\$6,710,000
Interest Payment on Bonds	2,567,000
Reserve for Future Debt Service	9,211,000
Transfer to Bond Administration (Fund G3058)	23,000
Arbitrage Rebate Computation Services	<u>2,000</u>
Total	<u>\$18,513,000</u>

CDT Special Obligation and Refunding Bonds

Special Obligation and Refunding Bonds
Special Obligation & Refg. Bonds – (CDT) – Series "2012A and 2012B" – Revenue Fund

Fund D3112

<u>Revenues:</u>	<u>2023-24</u>
Tax Receipts - Omni Tax Increment Account	\$1,430,000
Transfer – Convention Development Tax Trust (Fund ST007)	<u>50,806,000</u>
Total	<u>\$52,236,000</u>

<u>Expenditures:</u>	
Transfers to Debt Service Fund - Series 2016A Junior Lien Bonds (Project 206707) (Fund D3023)	4,009,000
Transfers to Debt Service Fund - Series 2016 Bonds (Project 206708) (Fund D3024)	15,588,000
Transfers to Debt Service Fund - Series 2021A Subord SOB Bonds (Project 206710) (Fund D3125)	18,648,000
Transfers to Debt Service Fund - Series 2021B Subord SOB Bonds (Project 206711) (Fund D3126)	11,061,000
Transfer to Debt Service Fund – Series 2009 Bonds (Project 206711) (Fund D3017)	87,000
Cap Asset Refg. Bonds, Series 2021B Sunshine (Fund Code D3139)	<u>2,843,000</u>
Total	<u>\$52,236,000</u>

Subordinate Special Obligation and Refunding Bonds – (CDT)
Subordinate Spec. Obligation Bonds – (CDT) – Series “2009”

Fund D3017

<u>Revenues:</u>	<u>2023-24</u>
Programmed Cash Reserve	\$1,244,000
Transfer from Revenue Fund (Project 206300) (Fund Code D3112)	<u>87,000</u>
Total	<u>\$1,331,000</u>

<u>Expenditures:</u>	
Arbitrage Rebate Computation Services	\$2,000
Reserve for Future Debt Service - Cash	<u>1,329,000</u>
Total	<u>\$1,331,000</u>

Subordinate Special Obligation and Refunding Bonds – (CDT)
Subordinate Spec. Obligation & Refg. Bonds – (CDT) – Series “2009” - Reserve Fund

Fund D3018

<u>Revenues:</u>	<u>2023-24</u>
Programmed Cash Reserve	<u>\$9,121,000</u>

<u>Expenditures:</u>	
Reserve for Future Debt Service	<u>\$9,121,000</u>

Subordinate Special Obligation and Refunding Bonds – (CDT)
Subordinate Spec. Obligation & Refg. Bonds – (CDT) – Series “2012A” - Reserve Fund

Fund D3020

<u>Revenues:</u>	<u>2023-24</u>
Programmed Cash Reserve	<u>\$23,206,000</u>

<u>Expenditures:</u>	
Reserve for Future Debt Service - Cash	<u>\$23,206,000</u>

Subordinate Special Obligation and Refunding Bonds – (CDT)
Subordinate Spec. Obligation & Refg. Bonds – (CDT) – Series “2012B” - Reserve Fund

Fund D3022

<u>Revenues:</u>	<u>2023-24</u>
Programmed Cash Reserve	<u>\$31,568,000</u>

<u>Expenditures:</u>	
Reserve for Future Debt Service - Cash	<u>\$31,568,000</u>

Junior Lien Special Obligation Bonds - (CDT)
Phillip and Patricia Frost Museum of Science

Fund D3023

<u>Revenues:</u>	<u>2023-24</u>
Programmed Cash Reserves	\$3,549,000
Transfer from Revenue Fund – (Project 206300) (Fund D3112)	<u>4,009,000</u>
Total	<u>\$7,558,000</u>

<u>Expenditures:</u>	
Principal Payments on Bonds	\$3,105,000
Interest Payments on Series 2016 Bonds	842,000
Reserve for Future Debt Service – Series 2016	3,599,000
Arbitrage Rebate Computation Services	2,000
Transfer to Bond Administration (Fund G3058)	<u>10,000</u>
Total	<u>\$7,558,000</u>

Subordinate Special Obligation and Refunding Bonds – (CDT)
Subordinate Spec. Obligation & Refd. Bonds - (CDT) - Series "2016"

Fund D3024

<u>Revenues:</u>	<u>2023-24</u>
Programmed Cash Reserves	\$9,764,000
Transfer from Revenue Fund – (Project 206300) (Fund D3112)	<u>15,588,000</u>
Total	<u>\$25,352,000</u>

<u>Expenditures:</u>	
Principal Payments on Bonds	\$4,875,000
Interest Payments on Series 2016 Bonds	9,657,000
Reserve for Future Debt Service – Series 2016	10,782,000
Arbitrage Rebate Computation Services	2,000
Transfer to Bond Administration (Fund G3058)	<u>36,000</u>
Total	<u>\$25,352,000</u>

Subordinate Special Obligation and Refunding Bonds – (CDT)
Subordinate Spec. Oblig. & Refg. Bonds – (CDT) – Series "2016 & 16A" - Reserve Fund

Fund D3015

<u>Revenues:</u>	<u>2023-24</u>
Programmed Cash Reserves	<u>\$32,260,000</u>

<u>Expenditures:</u>	
Reserve for Future Debt Service	<u>\$32,260,000</u>

Subordinate Special Obligation and Refunding Bonds – (CDT)
Subordinate Spec. Oblig. & Refg. Bonds – (CDT) – Series "2021A"

Fund D3125

<u>Revenues:</u>	<u>2023-24</u>
Programmed Cash Reserves	\$7,444,000
Transfer from Revenue Fund – (Project 206300) (Fund D3112)	<u>18,648,000</u>
Total	<u>\$26,092,000</u>

<u>Expenditures:</u>	
Principal Payment on Bonds	\$6,000,000
Interest Payments on Series 2021A Bonds	2,866,000
Reserve for Future Debt Service – Series 2021A	17,202,000
Arbitrage Rebate Computation Services	2,000
Transfer to Bond Administration (Fund G3058)	<u>22,000</u>
Total	<u>\$26,092,000</u>

Subordinate Special Obligation and Refunding Bonds – (CDT)
Subordinate Spec. Oblig. & Refg. Bonds – (CDT) – Series “2021B”

Fund D3126

<u>Revenues:</u>	<u>2023-24</u>
Programmed Cash Reserves	\$6,878,000
Transfer from Revenue Fund – (Project 206300) (Fund D3112)	<u>11,061,000</u>
Total	<u>\$17,939,000</u>

<u>Expenditures:</u>	
Principal Payment on Bonds	\$2,725,000
Interest Payments on Series 2021B Bonds	8,296,000
Reserve for Future Debt Service – Series 2021B	6,888,000
Arbitrage Rebate Computation Services	2,000
Transfer to Bond Administration (Fund G3058)	<u>28,000</u>
Total	<u>\$17,939,000</u>

Transit System Sales Surtax Revenue Bonds

Transit System Sales Surtax Revenue Bonds General Segment
Transit System Sales Surtax Revenue Fund

Fund D3026

<u>Revenues:</u>	<u>2023-24</u>
Transfer from Transit System Sales Surtax Revenue Fund (ET001)	\$26,205,000
Transfer from Transit, Public Works (G1001)	<u>66,000</u>
Total	<u>\$26,271,000</u>

<u>Expenditures:</u>	
Transfer to Debt Service Fund – Series 08 (209403) (Fund D3029)	\$1,000
Transfer to Debt Service Fund – Series 10 (209405) (Fund D3031)	3,143,000
Transfer to Debt Service Fund – Series 15 (209407) Fund D3033)	5,201,000
Transfer to Debt Service Fund – Series 17 (209408) (Fund D3034)	1,247,000
Transfer to Debt Service Fund – Series 18 (209409) (Fund D3035)	514,000
Transfer to Debt Service Fund – Series 19 (209410) (Fund D3036)	6,905,000
Transfer to Debt Service Fund – Series 20A&B (209411) (Fund D3117)	6,741,000
Transfer to Debt Service Fund – Series 22 (Fund Code D3154)	<u>2,519,000</u>
Total	<u>\$26,271,000</u>

Transit System Sales Surtax Revenue Bonds General Segment
Transit System Sales Surtax Reserve Fund

Fund D3027

<u>Revenues:</u>	<u>2023-24</u>
Programmed Surety Reserve (Non-Cash) - 2008	\$4,589,000
Programmed Cash Reserve - 2009 and 2022	<u>27,918,000</u>
Total	<u>\$32,507,000</u>

<u>Expenditures:</u>	
Reserve for Future Debt Service - Non-Cash	\$4,589,000
Reserve for Future Debt Service	<u>27,918,000</u>
Total	<u>\$32,507,000</u>

Transit System Sales Surtax Revenue Bonds, Series 08
Transit System Sales Surtax Debt Service Fund

Fund D3029

<u>Revenues:</u>	<u>2023-24</u>
Transfer from Transit System Sales Surtax Revenue Fund (Project 209400) (Fund D3026)	<u>\$1,000</u>
<u>Expenditures:</u>	
Arbitrage Rebate Computation Services	<u>\$1,000</u>

Transit System Sales Surtax Revenue Bonds (Tax Exempt), Series 2010B
Transit System Sales Surtax Debt Service Fund - Public Works Portion

Fund D3031

<u>Revenues:</u>	<u>2023-24</u>
Transfer from Revenue Fund (Project 209400) (Fund D3026) Series 2010B (Fund D3026)	\$3,143,000
Federal Subsidy Receipts - BABs Series 2010B	802,000
Programmed Cash Reserve	<u>607,000</u>
Total	<u>\$4,552,000</u>
<u>Expenditures:</u>	
Principal Payments on Tax-Exempt Series 2010B Bonds	\$1,210,000
Interest Payments on Taxable (BABs) Series 2010B Bonds	2,428,000
Reserve for Future Debt Service - Series 2010B	904,000
Transfer to Bond Administration (Fund G3058)	9,000
Arbitrage Rebate Computation Services Series 2010B	<u>1,000</u>
Total	<u>\$4,552,000</u>

Transit System Sales Surtax Revenue Bonds (Tax Exempt), Series 2015
Transit System Sales Surtax Debt Service Fund - Public Works Portion

Fund D3033

<u>Revenues:</u>	<u>2023-24</u>
Transfer from Revenue Fund (Project 209400) (Fund D3026)	\$5,201,000
Programmed Cash Reserve	<u>1,297,000</u>
Total	<u>\$6,498,000</u>
<u>Expenditures:</u>	
Principal Payments	\$3,544,000
Interest Payments	1,643,000
Reserve for Future Debt Service	1,296,000
Transfer to Bond Administration (Fund G3058)	13,000
Arbitrage Rebate Computation Services	<u>2,000</u>
Total	<u>\$6,498,000</u>

Transit System Sales Surtax Revenue Bonds (Tax Exempt), Series 2017
Transit System Sales Surtax Debt Service Fund - Public Works Portion

Fund D3034

<u>Revenues:</u>	<u>2023-24</u>
Transfer from Transit System Sales Surtax Revenue Fund (Project 209400) (Fund D3026)	\$1,247,000
Programmed Cash Reserve	<u>310,000</u>
Total	<u>\$1,557,000</u>
<u>Expenditures:</u>	
Interest Payments	\$1,242,000
Reserve for Future Debt Service	310,000
Transfer to Bond Administration (Fund G3058)	3,000
Arbitrage Rebate Computation Services	<u>2,000</u>
Total	<u>\$1,557,000</u>

Transit System Sales Surtax Revenue Bonds (Tax Exempt), Series 2018
Transit System Sales Surtax Debt Service Fund - Public Works Portion

Fund D3035

<u>Revenues:</u>	<u>2023-24</u>
Transfer from Revenue Fund (Project 209400) (Fund D3026)	\$514,000
Programmed Cash Reserve	<u>128,000</u>
Total	<u>\$642,000</u>
<u>Expenditures:</u>	
Interest Payments	\$511,000
Reserve for Future Debt Service	128,000
Transfer to Bond Administration (Fund G3058)	1,000
Arbitrage Rebate Computation Services	<u>2,000</u>
Total	<u>\$642,000</u>

Transit System Sales Surtax Revenue Bonds (Tax Exempt), Series 2019
Transit System Sales Surtax Debt Service Fund - Public Works Portion

Fund D3036

<u>Revenues:</u>	<u>2023-24</u>
Transfer from Revenue Fund (Project 209400) (Fund D3026)	\$6,905,000
Programmed Cash Reserve	<u>1,722,000</u>
Total	<u>\$8,627,000</u>

<u>Expenditures:</u>	
Principal Payments	\$3,246,000
Interest Payments	3,640,000
Reserve for Future Debt Service	1,722,000
Transfer to Bond Administration (Fund G3058)	17,000
Arbitrage Rebate Computation Services	<u>2,000</u>
Total	<u>\$8,627,000</u>

Transit System Sales Surtax Revenue Bonds (Tax Exempt), Series 2020A&B
Transit System Sales Surtax Debt Service Fund - Public Works Portion

Fund D3117

<u>Revenues:</u>	<u>2023-24</u>
Transfer from Revenue Fund (Project 209400) (Fund D3026)	\$6,741,000
Programmed Cash Reserve	<u>1,679,000</u>
Total	<u>\$8,420,000</u>

<u>Expenditures:</u>	
Interest Payments Series 2020A	\$654,000
Reserve for Future Debt Service Series 2020A	163,000
Transfer to Bond Administration (Fund G3058)	2,000
Arbitrage Rebate Computation Services Series 2020A	2,000
Principal Payments Series 2020B	3,636,000
Interest Payments Series 2020B	2,430,000
Reserve for Future Debt Service Series 2020B	1,516,000
Transfer to Bond Administration (Fund G3058)	15,000
Arbitrage Rebate Computation Services Series 2020B	<u>2,000</u>
Total	<u>\$8,420,000</u>

Transit System Sales Surtax Revenue Bonds (Tax Exempt), Series 2022
Transit System Sales Surtax Debt Service Fund - Public Works Portion

Fund D3154

<u>Revenues:</u>	<u>2023-24</u>
Transfer from Revenue Fund (Project 209400)(Fund Code D3154)	\$2,519,000
Programmed Cash Reserve	<u>628,000</u>
Total	<u>\$3,147,000</u>

<u>Expenditures:</u>	
Interest Payments Series 2022	\$2,511,000
Reserve for Future Debt Service Series 2022	628,000
Transfer to Bond Administration (G3058)	6,000
Arbitrage Rebate Computation Services Series 2022	<u>2,000</u>
Total	<u>\$3,147,000</u>

Courthouse Center Bonds

Special Obligation Bonds – Courthouse Revenue Fund
Spec. Obligation Bonds – Revenue Fund

Fund D3113

<u>Revenues:</u>	<u>2023-24</u>
\$30 Criminal and Civil Traffic Fines (Fund G3017)	<u>\$6,426,000</u>

<u>Expenditures:</u>	
Transfer to Debt Service, Series 2003B (Project 210513) (Fund D3039)	\$3,094,000
Transfer to Debt Service, Series 2014B (Project 210517) (Fund D3042)	1,448,000
Transfer to Debt Service, Series 2015 (Project 210519) (Fund D3044)	1,678,000
Transfer to Reserve Fund, (Project 210108)(Fund Code D3038)	<u>206,000</u>
Total	<u>\$6,426,000</u>

Special Obligation Bonds – Courthouse Center Project
Spec. Obligation Bonds – Courthouse Ctr. Proj. – Debt Service Reserve Fund

Fund D3038

<u>Revenues:</u>	<u>2023-24</u>
Transfer from Revenue Fund (Project 210100)(Fund Code D3113)	\$206,000
Programmed Cash Reserve	<u>19,780,000</u>
Total	<u>\$19,986,000</u>
<u>Expenditures:</u>	
Reserve for Future Debt Service - Cash	\$19,780,000
Transfer to Revenue Fund (Project 210100) (Fund D3113)	<u>206,000</u>
Total	<u>\$19,986,000</u>

Special Obligation Bonds – Courthouse Center Project
Spec. Obligation Bonds – Juvenile Courthouse Ctr. Proj. – Series “2003” – Debt Service Fund

Fund D3039

<u>Revenues:</u>	<u>2023-24</u>
Transfer from Revenue Fund (Project 210100) (Fund D3113)	\$3,094,000
Interest Earnings	2,000
Programmed Cash Reserve - Series B	<u>1,878,000</u>
Total	<u>\$4,974,000</u>
<u>Expenditures:</u>	
Principal Payments on Series 2003B Bonds	\$1,700,000
Interest Payments on Series 2003B Bonds	2,057,000
Reserve for Future Debt Service - Series B	1,204,000
Transfer to Bond Administration (Fund G3058)	9,000
Arbitrage Rebate Computation Services	<u>4,000</u>
Total	<u>\$4,974,000</u>

Special Obligation Bonds – Courthouse Center Project
Spec. Obligation Bonds – Juvenile Courthouse Ctr. Proj. – Series “2014B” – Debt Service Fund

Fund D3042

<u>Revenues:</u>	<u>2023-24</u>
Transfer from Revenue Fund (Project 210100) (Fund D3113)	\$1,448,000
Programmed Cash Reserve - Series 2014B	<u>413,000</u>
Total	<u>\$1,861,000</u>
<u>Expenditures:</u>	
Principal Payments on Series 2014B Bonds	\$585,000
Interest Payments on Series 2014B Bonds	842,000
Reserve for Future Debt Service - Series 2014B	428,000
Transfer to Bond Administration (Fund G3058)	4,000
Arbitrage Rebate Computation Services	<u>2,000</u>
Total	<u>\$1,861,000</u>

Special Obligation Bonds – Courthouse Center Project
Spec. Obligation Bonds – Juvenile Courthouse Ctr. Proj. – Series “2015” – Debt Service Fund

Fund D3044

<u>Revenues:</u>	<u>2023-24</u>
Transfer from Revenue Fund (Project 210100) (Fund D3113)	\$1,678,000
Programmed Cash Reserve - Series 2015	<u>836,000</u>
Total	<u>\$2,514,000</u>
<u>Expenditures:</u>	
Interest Payments on Series 2015 Bonds	\$1,672,000
Reserve for Future Debt Service - Series 2015	836,000
Transfer to Bond Administration (Fund G3058)	4,000
Arbitrage Rebate Computation Services	<u>2,000</u>
Total	<u>\$2,514,000</u>

Stormwater Utility Revenue Bonds

Special Obligation Bonds – Stormwater Utility Revenue Bond Program
Stormwater Utility Revenue Bond Program - Revenue Fund

Fund D3114

Revenues: **2023-24**

Transfer from Stormwater Revenue Fund (Fund SU001) **\$8,493,000**

Expenditures:

Transfer to Debt Service Fund – Series 2020 (Project 211106) (Fund D3118) **\$8,493,000**

Special Obligation Bonds – Stormwater Utility Revenue Bond Program
Stormwater Utility Revenue Bond Program Series “2020” Bonds, Debt Service Fund

Fund D3118

Revenues: **2023-24**

Transfer from Revenue Fund (Project 211101) (Fund D3114) **\$8,493,000**

Programmed Cash Reserve **914,000**

Total **\$9,407,000**

Expenditures:

Principal Payments on Bonds **\$4,670,000**

Interest Payments on Bonds **1,589,000**

Reserve for Future Debt Service **3,130,000**

Transfer to Bond Administration (Fund G3058) **16,000**

Arbitrage Rebate Computation Services **2,000**

Total **\$9,407,000**

Special Obligation Bonds – Stormwater Utility Revenue Bond Program
Stormwater Utility Revenue Bond Program Series “2020” Bonds, Reserve Fund

Fund D3047

Revenues: **2023-24**

Programmed Cash Reserve **\$1,371,000**

Expenditures:

Reserve for Future Debt Service **\$1,371,000**

Capital Asset Acquisition Special Obligation – Series “2013B”
Debt Service Fund - Series 2013B Bonds - Answer Center

Fund D3075

Revenues: **2023-24**

Programmed Cash Reserve **\$19,000**

Transfer from General Government Improvement Fund - (GGIF) (Fund CO003) **134,000**

Total **\$153,000**

Expenditures:

Principal Payments Bonds - 2013B Bonds **\$144,000**

Interest Payments on Bonds - 2013B Bonds **7,000**

Arbitrage Rebate Services **1,000**

Transfer to Bond Administration (Fund G3058) **1,000**

Total **\$153,000**

Capital Asset Acquisition Special Obligation – Series “2013B”
Debt Service Fund - Series 2013B Bonds- Golf Club of Miami

Fund D3076

<u>Revenues:</u>	<u>2023-24</u>
Programmed Cash Reserve	\$19,000
Transfer from General Government Improvement Fund - (GGIF) (Fund CO003)	<u>166,000</u>
Total	<u>\$185,000</u>
<u>Expenditures:</u>	
Principal Payments Bonds - 2013B Bonds	\$174,000
Interest Payments on Bonds - 2013B Bonds	9,000
Arbitrage Rebate Services	1,000
Transfer to Bond Administration (Fund G3058)	<u>1,000</u>
Total	<u>\$185,000</u>
<u>Capital Asset Acquisition Special Obligation – Series “2013B”</u>	
<u>Debt Service Fund - Series 2013B Bonds- ADA</u>	

Fund D3079

<u>Revenues:</u>	<u>2023-24</u>
Programmed Cash Reserve	\$19,000
Transfer from General Government Improvement Fund - (GGIF) (Fund CO003)	<u>170,000</u>
Total	<u>\$189,000</u>
<u>Expenditures:</u>	
Principal Payments Bonds - 2013B Bonds	\$178,000
Interest Payments on Bonds - 2013B Bonds	9,000
Arbitrage Rebate Services	1,000
Transfer to Bond Administration (Fund G3058)	<u>1,000</u>
Total	<u>\$189,000</u>
<u>Capital Asset Acquisition Special Obligation – Series “2013B”</u>	
<u>Debt Service Fund - Series 2013B Bonds- Elections</u>	

Fund D3080

<u>Revenues:</u>	<u>2023-24</u>
Programmed Cash Reserve	\$27,000
Transfer from General Government Improvement Fund - (GGIF) (Fund CO003)	<u>465,000</u>
Total	<u>\$492,000</u>
<u>Expenditures:</u>	
Principal Payments Bonds - 2013B Bonds	\$467,000
Interest Payments on Bonds - 2013B Bonds	23,000
Arbitrage Rebate Services	1,000
Transfer to Bond Administration (Fund G3058)	<u>1,000</u>
Total	<u>\$492,000</u>
<u>Capital Asset Acquisition Special Obligation – Series “2013B”</u>	
<u>Debt Service Fund - Series 2013B Bonds- Courthouse Façade</u>	

Fund D3081

<u>Revenues:</u>	<u>2023-24</u>
Programmed Cash Reserve	\$34,000
Transfer from General Government Improvement Fund - (GGIF) (Fund CO003)	<u>562,000</u>
Total	<u>\$596,000</u>
<u>Expenditures:</u>	
Principal Payments Bonds - 2013B Bonds	\$566,000
Interest Payments on Bonds - 2013B Bonds	28,000
Arbitrage Rebate Services	1,000
Transfer to Bond Administration (Fund G3058)	<u>1,000</u>
Total	<u>\$596,000</u>

\$29.72 Million Capital Asset Acquisition Fixed Rate Special Obligation – Series “2016A”
Animal Shelter \$17.54 Million

Fund D3082

<u>Revenues:</u>	<u>2023-24</u>
Programmed Carryover	\$415,000
Transfer from Animal Services (Fund G3002)	321,000
Transfer from General Government Improvement Fund - (GGIF) (Fund CO003)	<u>785,000</u>
Total	<u>\$1,521,000</u>

<u>Expenditures:</u>	
Principal Payments Bonds - Series 2016A	\$370,000
Interest Payments on Bonds - Series 2016A	770,000
Reserve For Debt Service - Series 2016A	376,000
Arbitrage Rebate Services	2,000
Transfer to Bond Administration (Fund G3058)	<u>3,000</u>
Total	<u>\$1,521,000</u>

\$29.72 Million Capital Asset Acquisition Fixed Rate Special Obligation – Series “2016A”
Liberty City Clinic \$1.915 Million

Fund D3083

<u>Revenues:</u>	<u>2023-24</u>
Programmed Carryover	\$57,000
Transfer from Animal Services (Fund G3002)	<u>111,000</u>
Total	<u>\$168,000</u>

<u>Expenditures:A1486</u>	
Principal Payments Bonds - Series 2016A	\$40,000
Interest Payments on Bonds - Series 2016A	84,000
Reserve For Debt Service - Series 2016A	41,000
Arbitrage Rebate Services	2,000
Transfer to Bond Administration (Fund G3058)	<u>1,000</u>
Total	<u>\$168,000</u>

\$29.72 Million Capital Asset Acquisition Fixed Rate Special Obligation – Series “2016A”
Zoo \$2.99 Million

Fund D3084

<u>Revenues:</u>	<u>2023-24</u>
Programmed Carryover	\$52,000
Transfer from Parks, Recreation and Open Spaces (Fund G4004)	<u>319,000</u>
Total	<u>\$371,000</u>

<u>Expenditures:</u>	
Principal Payments Bonds - Series 2016A	\$265,000
Interest Payments on Bonds - Series 2016A	73,000
Reserve For Debt Service - Series 2016A	30,000
Arbitrage Rebate Services	2,000
Transfer to Bond Administration (Fund G3058)	<u>1,000</u>
Total	<u>\$371,000</u>

\$29.72 Million Capital Asset Acquisition Fixed Rate Special Obligation – Series “2016A”
Park Improvements \$3.195 Million

Fund D3085

<u>Revenues:</u>	<u>2023-24</u>
Programmed Carryover	\$65,000
Transfer from General Government Improvement Fund - (GGIF) (Fund CO003)	<u>293,000</u>
Total	<u>\$358,000</u>

<u>Expenditures:</u>	
Principal Payments Bonds - Series 2016A	\$210,000
Interest Payments on Bonds - Series 2016A	100,000
Reserve For Debt Service - Series 2016A	45,000
Arbitrage Rebate Services	2,000
Transfer to Bond Administration (Fund G3058)	<u>1,000</u>
Total	<u>\$358,000</u>

**\$193.4 Million Capital Asset Acquisition Fixed Rate Special Obligation – Series “2016B”
Overtown I \$87.690 Million**

Fund D3086

<u>Revenues:</u>	<u>2023-24</u>
Programmed Carryover	\$1,134,000
Transfer from Internal Services Department (Fund G5010)	<u>4,669,000</u>
Total	<u>\$5,803,000</u>
<u>Expenditures:</u>	
Principal Payments Bonds - Series 2016B	\$2,755,000
Interest Payments on Bonds - Series 2016B	2,069,000
Reserve For Debt Service - Series 2016B	965,000
Arbitrage Rebate Services	2,000
Transfer to Bond Administration (Fund G3058)	<u>12,000</u>
Total	<u>\$5,803,000</u>

**\$193.4 Million Capital Asset Acquisition Fixed Rate Special Obligation – Series “2016B”
Overtown II \$26.750 Million**

Fund D3087

<u>Revenues:</u>	<u>2023-24</u>
Programmed Carryover	\$372,000
Transfer from Internal Services Department (Fund G5010)	<u>1,487,000</u>
Total	<u>\$1,859,000</u>
<u>Expenditures:</u>	
Principal Payments Bonds - Series 2016B	\$880,000
Interest Payments on Bonds - Series 2016B	663,000
Reserve For Debt Service - Series 2016B	310,000
Arbitrage Rebate Services	2,000
Transfer to Bond Administration (Fund G3058)	<u>4,000</u>
Total	<u>\$1,859,000</u>

**\$193.4 Million Capital Asset Acquisition Fixed Rate Special Obligation – Series “2016B”
Libraries \$26.110 Million**

Fund D3088

<u>Revenues:</u>	<u>2023-24</u>
Programmed Carryover	\$307,000
Transfer from Library Department (Fund SL001)	<u>1,531,000</u>
Total	<u>\$1,838,000</u>
<u>Expenditures:</u>	
Principal Payments Bonds - Series 2016B	\$1,055,000
Interest Payments on Bonds - Series 2016B	536,000
Reserve For Debt Service - Series 2016B	241,000
Arbitrage Rebate Services	2,000
Transfer to Bond Administration (Fund G3058)	<u>4,000</u>
Total	<u>\$1,838,000</u>

**\$193.4 Million Capital Asset Acquisition Fixed Rate Special Obligation – Series “2016B”
Purchase and Build Up TECO \$18.600 Million**

Fund D3089

<u>Revenues:</u>	<u>2023-24</u>
Programmed Carryover	\$249,000
Transfer from Internal Service Department (Fund G5011)	<u>980,000</u>
Total	<u>\$1,229,000</u>
<u>Expenditures:</u>	
Principal Payments Bonds - Series 2016B	\$580,000
Interest Payments on Bonds - Series 2016B	439,000
Reserve For Debt Service - Series 2016B	205,000
Arbitrage Rebate Services	2,000
Transfer to Bond Administration (Fund G3058)	<u>3,000</u>
Total	<u>\$1,229,000</u>

\$193.4 Million Capital Asset Acquisition Fixed Rate Special Obligation – Series “2016B”
ETSF Radio Towers Project \$4.785 Million

Fund D3090

<u>Revenues:</u>	<u>2023-24</u>
Programmed Carryover	\$45,000
Transfer from Information Technology Department (Fund G6001)	<u>316,000</u>
Total	<u>\$361,000</u>
<u>Expenditures:</u>	
Principal Payments Bonds - Series 2016B	\$275,000
Interest Payments on Bonds - Series 2016B	60,000
Reserve For Debt Service - Series 2016B	23,000
Arbitrage Rebate Services	2,000
Transfer to Bond Administration (Fund G3058)	<u>1,000</u>
Total	<u>\$361,000</u>

\$193.4 Million Capital Asset Acquisition Fixed Rate Special Obligation – Series “2016B”
Corrections Fire System \$10.335 Million

Fund D3091

<u>Revenues:</u>	<u>2023-24</u>
Programmed Carryover	\$88,000
Transfer from General Government Improvement Fund - (GGIF) (Fund CO003)	<u>688,000</u>
Total	<u>\$776,000</u>
<u>Expenditures:</u>	
Principal Payments Bonds - Series 2016B	\$595,000
Interest Payments on Bonds - Series 2016B	128,000
Reserve For Debt Service - Series 2016B	49,000
Arbitrage Rebate Services	2,000
Transfer to Bond Administration (Fund G3058)	<u>2,000</u>
Total	<u>\$776,000</u>

\$193.4 Million Capital Asset Acquisition Fixed Rate Special Obligation – Series “2016B”
Hope VI \$15.910 Million

Fund D3092

<u>Revenues:</u>	<u>2023-24</u>
Programmed Carryover	\$217,000
Transfer from General Government Improvement Fund - (GGIF) (Fund CO003)	<u>837,000</u>
Total	<u>\$1,054,000</u>
<u>Expenditures:</u>	
Principal Payments Bonds - Series 2016B	\$500,000
Interest Payments on Bonds - Series 2016B	375,000
Reserve For Debt Service - Series 2016B	175,000
Arbitrage Rebate Services	2,000
Transfer to Bond Administration (Fund G3058)	<u>2,000</u>
Total	<u>\$1,054,000</u>

\$193.4 Million Capital Asset Acquisition Fixed Rate Special Obligation – Series “2016B”
New ISD Shop \$19.345 Million

Fund D3093

<u>Revenues:</u>	<u>2023-24</u>
Programmed Carryover	\$509,000
Transfer from Internal Services Department (Fund G5010)	<u>857,000</u>
Total	<u>\$1,366,000</u>
<u>Expenditures:</u>	
Principal Payments Bonds - Series 2016B	\$785,000
Interest Payments on Bonds - Series 2016B	397,000
Reserve For Debt Service - Series 2016B	179,000
Arbitrage Rebate Services	2,000
Transfer to Bond Administration (Fund G3058)	<u>3,000</u>
Total	<u>\$1,366,000</u>

\$193.4 Million Capital Asset Acquisition Fixed Rate Special Obligation – Series “2016B”
Answer Center \$3.9 Million

Fund D3094

<u>Revenues:</u>	<u>2023-24</u>
Programmed Carryover	\$39,000
Transfer from General Government Improvement Fund - (GGIF) (Fund CO003)	<u>46,000</u>
Total	<u>\$85,000</u>

<u>Expenditures:</u>	
Interest Payments on Bonds - Series 2016B	\$55,000
Reserve For Debt Service - Series 2016B	27,000
Arbitrage Rebate Services	2,000
Transfer to Bond Administration (Fund G3058)	<u>1,000</u>
Total	<u>\$85,000</u>

\$193.4 Million Capital Asset Acquisition Fixed Rate Special Obligation – Series “2016B”
Americans With Disabilities Act (ADA) Projects \$4.7 Million

Fund D3095

<u>Revenues:</u>	<u>2023-24</u>
Programmed Carryover	\$9,000
Transfer from General Government Improvement Fund - (GGIF) (Fund CO003)	<u>5,000</u>
Total	<u>\$14,000</u>

<u>Expenditures:</u>	
Interest Payments on Bonds - Series 2016B	\$7,000
Reserve For Debt Service - Series 2016B	4,000
Arbitrage Rebate Services	2,000
Transfer to Bond Administration (Fund G3058)	<u>1,000</u>
Total	<u>\$14,000</u>

\$193.4 Million Capital Asset Acquisition Fixed Rate Special Obligation – Series “2016B”
Golf Club of Miami \$4.6 Million

Fund D3096

<u>Revenues:</u>	<u>2023-24</u>
Programmed Carryover	\$9,000
Transfer from General Government Improvement Fund - (GGIF) (Fund CO003)	<u>5,000</u>
Total	<u>\$14,000</u>

<u>Expenditures:</u>	
Interest Payments on Bonds - Series 2016B	\$7,000
Reserve For Debt Service - Series 2016B	4,000
Arbitrage Rebate Services	2,000
Transfer to Bond Administration (Fund G3058)	<u>1,000</u>
Total	<u>\$14,000</u>

\$193.4 Million Capital Asset Acquisition Fixed Rate Special Obligation – Series “2016B”
Elections Building \$11.7 Million

Fund D3097

<u>Revenues:</u>	<u>2023-24</u>
Programmed Carryover	\$101,000
Transfer from General Government Improvement Fund - (GGIF) (Fund CO003)	<u>166,000</u>
Total	<u>\$267,000</u>

<u>Expenditures:</u>	
Interest Payments on Bonds - Series 2016B	\$176,000
Reserve For Debt Service - Series 2016B	88,000
Arbitrage Rebate Services	2,000
Transfer to Bond Administration (Fund G3058)	<u>1,000</u>
Total	<u>\$267,000</u>

**\$193.4 Million Capital Asset Acquisition Fixed Rate Special Obligation – Series “2016B”
Courthouse Facade Project \$15 Million**

Fund D3098

<u>Revenues:</u>	<u>2023-24</u>
Programmed Carryover	\$26,000
Transfer from General Government Improvement Fund - (GGIF) (Fund CO003)	<u>13,000</u>
Total	<u>\$39,000</u>
<u>Expenditures:</u>	
Interest Payments on Bonds - Series 2016B	\$24,000
Reserve For Debt Service - Series 2016B	12,000
Arbitrage Rebate Services	2,000
Transfer to Bond Administration (Fund G3058)	<u>1,000</u>
Total	<u>\$39,000</u>

**\$193.4 Million Capital Asset Acquisition Fixed Rate Special Obligation – Series “2016B”
Public Service Tax (UMSA) Series “2006” \$28 Million**

Fund D3099

<u>Revenues:</u>	<u>2023-24</u>
Programmed Carryover	\$693,000
Transfer from Unincorporated Municipal Service Area General Fund (Fund G1001)	<u>1,218,000</u>
Total	<u>\$1,911,000</u>
<u>Expenditures:</u>	
Principal Payments on Bonds - Series 2016B	\$1,205,000
Interest Payments on Bonds - Series 2016B	487,000
Reserve For Debt Service - Series 2016B	213,000
Arbitrage Rebate Services	2,000
Transfer to Bond Administration (Fund G3058)	<u>4,000</u>
Total	<u>\$1,911,000</u>

**\$193.4 Million Capital Asset Acquisition Fixed Rate Special Obligation – Series “2016B”
Public Service Tax (UMSA) Series “2007” \$30 Million**

Fund D3100

<u>Revenues:</u>	<u>2023-24</u>
Programmed Carryover	\$860,000
Transfer from Unincorporated Municipal Service Area General Fund (Fund G1001)	<u>1,202,000</u>
Total	<u>\$2,062,000</u>
<u>Expenditures:</u>	
Principal Payments on Bonds - Series 2016B	\$1,185,000
Interest Payments on Bonds - Series 2016B	600,000
Reserve For Debt Service - Series 2016B	271,000
Arbitrage Rebate Services	2,000
Transfer to Bond Administration (Fund G3058)	<u>4,000</u>
Total	<u>\$2,062,000</u>

**\$74.435 Million Capital Asset Acquisition Fixed Rate Special Obligation – Series “2017A”
PHT (Tax Exempt) \$26.055 Million**

Fund D3101

<u>Revenues:</u>	<u>2023-24</u>
Programmed Carryover	\$1,095,000
Transfer from General Government Improvement Fund - (GGIF) (Fund CO003)	<u>2,652,000</u>
Total	<u>\$3,747,000</u>
<u>Expenditures:</u>	
Principal Payments on Bonds, Series 2017A	\$2,515,000
Interest Payments on Bonds - Series 2017A	857,000
Reserve For Debt Service - Series 2017A	365,000
Arbitrage Rebate Services	2,000
Transfer to Bond Administration (Fund G3058)	<u>8,000</u>
Total	<u>\$3,747,000</u>

**\$74.435 Million Capital Asset Acquisition Fixed Rate Special Obligation – Series “2017A”
Light Speed Project (Tax Exempt) \$870,000**

Fund D3102

<u>Revenues:</u>	<u>2023-24</u>
Programmed Cash Reserve	<u>\$301,000</u>
<u>Expenditures:</u>	
Principal Payments on Bonds, Series 2017A	\$35,000
Interest Payments on Bonds - Series 2017A	28,000
Reserve For Debt Service - Series 2017A	235,000
Arbitrage Rebate Services	2,000
Transfer to Bond Administration (Fund G3058)	<u>1,000</u>
Total	<u>\$301,000</u>

**\$16.185 million Capital Asset Acquisition Fixed Special Obligation Bonds – Series “2018A”
Elections - ADA Equipment - \$6.135 million**

Fund D3103

<u>Revenues:</u>	<u>2023-24</u>
Programmed Cash Reserves	\$78,000
Transfer from General Government Improvement Fund - (GGIF) (Fund CO003)	<u>498,000</u>
Total	<u>\$576,000</u>
<u>Expenditures:</u>	
Principal Payments on Bonds, Series 2018A	\$375,000
Interest Payments on Bonds, Series 2018A	136,000
Reserve for Future Debt Service, Series 2018A	62,000
Arbitrage Rebate Services	2,000
Transfer to Bond Administration (Fund G3058)	<u>1,000</u>
Total	<u>\$576,000</u>

**\$16.185 million Capital Asset Acquisition Fixed Special Obligation Bonds – Series “2018A”
Quality Neighborhood Improvement Projects (QNIP) - \$10.050 million**

Fund D3104

<u>Revenues:</u>	<u>2023-24</u>
Programmed Cash Reserves	\$127,000
Transfer from General Government Improvement Fund - (GGIF) (Fund CO003)	<u>817,000</u>
Total	<u>\$944,000</u>
<u>Expenditures:</u>	
Principal Payments on Bonds, Series 2018A	\$615,000
Interest Payments on Bonds, Series 2018A	223,000
Reserve for Future Debt Service, Series 2018A	102,000
Arbitrage Rebate Services	2,000
Transfer to Bond Administration (Fund G3058)	<u>2,000</u>
Total	<u>\$944,000</u>

**\$64.650 million Capital Asset Acquisition Fixed Special Obligation Bonds – Series “2019A”
Quality Neighborhood Improvement Projects (QNIP) - \$8.095 million**

Fund D3115

<u>Revenues:</u>	<u>2023-24</u>
Programmed Cash Reserves	\$180,000
Transfer from General Government Improvement Fund (Fund CO003)	<u>637,000</u>
Total	<u>\$817,000</u>
<u>Expenditures:</u>	
Principal Payments on Bonds, Series 2019A	\$280,000
Interest Payments on Bonds, Series 2019A	360,000
Reserve for Future Debt Service, Series 2019A	173,000
Arbitrage Rebate Services	2,000
Transfer to Bond Administration (Fund G3058)	<u>2,000</u>
Total	<u>\$817,000</u>

\$64.650 million Capital Asset Acquisition Fixed Special Obligation Bonds – Series “2019A”
\$56.555 million - Fire Rescue Helicopters

Fund D3116

<u>Revenues:</u>	<u>2023-24</u>
Programmed Cash Reserves	\$1,292,000
Transfer from General Government Improvement Fund (Fund CO003)	<u>4,390,000</u>
Total	<u>\$5,682,000</u>
<u>Expenditures:</u>	
Principal Payments on Bonds, Series 2019A	\$1,945,000
Interest Payments on Bonds, Series 2019A	2,515,000
Reserve for Future Debt Service, Series 2019A	1,209,000
Arbitrage Rebate Services	2,000
Transfer to Bond Administration (Fund G3058)	<u>11,000</u>
Total	<u>\$5,682,000</u>
<u>\$96.930 million Capital Asset Acquisition Special Obligation – Series “2019B”</u>	
<u>\$52.222 million Debt Service Fund - Overtown II</u>	

Fund D3106

<u>Revenues:</u>	<u>2023-24</u>
Programmed Cash Reserve	\$3,540,000
Transfer from Internal Services Department - Overtown II Project (87%) (Fund G5010)	<u>1,528,000</u>
Total	<u>\$5,068,000</u>
<u>Expenditures:</u>	
Principal Payments Bonds - Overtown II Project (87%)	\$1,737,000
Interest Payments on Bonds - Overtown II Project (87%)	2,242,000
Reserve For Debt Service - Series 2019B Bonds (Overtown II Project)	1,078,000
Arbitrage Rebate Services	1,000
Transfer to Bond Administration (Fund G3058)	<u>10,000</u>
Total	<u>\$5,068,000</u>
<u>\$96.930 million Capital Asset Acquisition Special Obligation – Series “2019B”</u>	
<u>\$18.836 million - West Lot Project</u>	

Fund D3107

<u>Revenues:</u>	<u>2023-24</u>
Programmed Cash Reserve	\$1,440,000
Transfer from Internal Services Department (Fund G5010)	<u>421,000</u>
Total	<u>\$1,861,000</u>
<u>Expenditures:</u>	
Principal Payments on Bonds, Series 2019B	\$676,000
Interest Payments on Bonds, Series 2019B	798,000
Reserve for Future Debt Service, Series 2019B	382,000
Arbitrage Rebate Services	1,000
Transfer to Bond Administration (Fund G3058)	<u>4,000</u>
Total	<u>\$1,861,000</u>
<u>\$96.930 million Capital Asset Acquisition Special Obligation – Series “2019B”</u>	
<u>\$11.111 million - Lightspeed Project</u>	

Fund D3108

<u>Revenues:</u>	<u>2023-24</u>
Programmed Cash Reserves	\$860,000
Transfer from Internal Services Department (Fund G5010)	<u>238,000</u>
Total	<u>\$1,098,000</u>
<u>Expenditures:</u>	
Principal Payments on Bonds, Series 2019B	\$399,000
Interest Payments on Bonds, Series 2019B	471,000
Reserve for Future Debt Service, Series 2019B	225,000
Arbitrage Rebate Services	1,000
Transfer to Bond Administration (Fund G3058)	<u>2,000</u>
Total	<u>\$1,098,000</u>

\$96.930 million Capital Asset Acquisition Special Obligation – Series “2019B”
\$6.989 million - Project Close-Out Project

Fund D3109

<u>Revenues:</u>	<u>2023-24</u>
Programmed Cash Reserve	\$540,000
Transfer from Internal Services Department (Fund G5010)	36,000
Transfer from General Government Improvement Fund (Fund CO003)	<u>115,000</u>
Total	<u>\$691,000</u>

<u>Expenditures:</u>	<u>2023-24</u>
Principal Payments on Bonds, Series 2019B	\$251,000
Interest Payments on Bonds, Series 2019B	296,000
Reserve for Future Debt Service, Series 2019B	142,000
Arbitrage Rebate Services	1,000
Transfer to Bond Administration (Fund G3058)	<u>1,000</u>
Total	<u>\$691,000</u>

\$124.835 million Capital Asset Acquisition Special Obligation – Series “2020C”
Enterprise Resource Planning - \$4.7 million

Fund D3127

<u>Revenues:</u>	<u>2023-24</u>
Programmed Cash Reserve	\$973,000
Transfer from IT Funding Model (Fund G6001)	<u>1,923,000</u>
Total	<u>\$2,896,000</u>

<u>Expenditures:</u>	<u>2023-24</u>
Interest Payments on Bonds, Series 2020C	\$1,926,000
Reserve for Future Debt Service, Series 2020C	963,000
Arbitrage Rebate Services	2,000
Transfer to Bond Administration (Fund G3058)	<u>5,000</u>
Total	<u>\$2,896,000</u>

\$124.835 million Capital Asset Acquisition Special Obligation – Series “2020C”
Criminal Justice Information System - \$22.924 million

Fund D3128

<u>Revenues:</u>	<u>2023-24</u>
Programmed Cash Reserve	\$401,000
Transfer from General Government Improvement Fund (Fund CO003)	<u>786,000</u>
Total	<u>\$1,187,000</u>

<u>Expenditures:</u>	<u>2023-24</u>
Interest Payments on Bonds, Series 2020C	\$789,000
Reserve for Future Debt Service, Series 2020C	394,000
Arbitrage Rebate Services	2,000
Transfer to Bond Administration (Fund G3058)	<u>2,000</u>
Total	<u>\$1,187,000</u>

\$124.835 million Capital Asset Acquisition Special Obligation – Series “2020C”
Computer-Aided Dispatch - \$24.430 million

Fund D3129

<u>Revenues:</u>	<u>2023-24</u>
Programmed Cash Reserve	\$425,000
Transfer from General Government Improvement Fund (Fund CO003)	<u>840,000</u>
Total	<u>\$1,265,000</u>

<u>Expenditures:</u>	<u>2023-24</u>
Interest Payments on Bonds, Series 2020C	\$841,000
Reserve for Future Debt Service, Series 2020C	420,000
Arbitrage Rebate Services	2,000
Transfer to Bond Administration (Fund G3058)	<u>2,000</u>
Total	<u>\$1,265,000</u>

\$124.835 million Capital Asset Acquisition Special Obligation – Series “2020C”
Elections Sorter - \$2.356 million

Fund D3130

<u>Revenues:</u>	<u>2023-24</u>
Programmed Cash Reserve	\$45,000
Transfer from General Government Improvement Fund (Fund CO003)	<u>80,000</u>
Total	<u>\$125,000</u>
<u>Expenditures:</u>	
Interest Payments on Bonds, Series 2020C	\$81,000
Reserve for Future Debt Service, Series 2020C	41,000
Arbitrage Rebate Services	2,000
Transfer to Bond Administration (Fund G3058)	<u>1,000</u>
Total	<u>\$125,000</u>

\$124.835 million Capital Asset Acquisition Special Obligation – Series “2020C”
Countywide Infrastructure Investment Program (CIIP) - \$25.527 million

Fund D3131

<u>Revenues:</u>	<u>2023-24</u>
Programmed Cash Reserve	\$535,000
Transfer from Countywide Infrastructure Investment Program (CIIP) (Fund CO082)	<u>1,052,000</u>
Total	<u>\$1,587,000</u>
<u>Expenditures:</u>	
Interest Payments on Bonds, Series 2020C	\$1,055,000
Reserve for Future Debt Service, Series 2020C	527,000
Arbitrage Rebate Services	2,000
Transfer to Bond Administration (Fund G3058)	<u>3,000</u>
Total	<u>\$1,587,000</u>

\$124.835 million Capital Asset Acquisition Special Obligation – Series “2020C”
Fingerprint Identification System - \$1.5 million

Fund D3132

<u>Revenues:</u>	<u>2023-24</u>
Programmed Cash Reserve	\$31,000
Transfer from General Government Improvement Fund (Fund CO003)	<u>50,000</u>
Total	<u>\$81,000</u>
<u>Expenditures:</u>	
Interest Payments on Bonds, Series 2020C	\$52,000
Reserve for Future Debt Service, Series 2020C	26,000
Arbitrage Rebate Services	2,000
Transfer to Bond Administration (Fund G3058)	<u>1,000</u>
Total	<u>\$81,000</u>

\$124.835 million Capital Asset Acquisition Special Obligation – Series “2020C”
Law Enforcement Records Management System (LERMS) - \$964,000

Fund D3133

<u>Revenues:</u>	<u>2023-24</u>
Programmed Cash Reserve	\$22,000
Transfer from General Government Improvement Fund (Fund CO003)	<u>31,000</u>
Total	<u>\$53,000</u>
<u>Expenditures:</u>	
Interest Payments on Bonds, Series 2020C	\$33,000
Reserve for Future Debt Service, Series 2020C	17,000
Arbitrage Rebate Services	2,000
Transfer to Bond Administration (Fund G3058)	<u>1,000</u>
Total	<u>\$53,000</u>

**\$124.835 million Capital Asset Acquisition Special Obligation – Series “2020C”
Ludlam Trail Bike Path - \$4.359 million**

Fund D3134

<u>Revenues:</u>	<u>2023-24</u>
Programmed Cash Reserve	\$79,000
Transfer from Parks, Recreation and Open Spaces (Fund G4001)	<u>149,000</u>
Total	<u>\$228,000</u>
<u>Expenditures:</u>	
Interest Payments on Bonds, Series 2020C	\$150,000
Reserve for Future Debt Service, Series 2020C	75,000
Arbitrage Rebate Services	2,000
Transfer to Bond Administration (Fund G3058)	<u>1,000</u>
Total	<u>\$228,000</u>

**\$124.835 million Capital Asset Acquisition Special Obligation – Series “2020C”
Customer Relationship Management Modernization (CRMM) - \$2.5 million**

Fund D3135

<u>Revenues:</u>	<u>2023-24</u>
Programmed Cash Reserve	\$46,000
Transfer from General Government Improvement Fund (Fund CO003)	<u>86,000</u>
Total	<u>\$132,000</u>
<u>Expenditures:</u>	
Interest Payments on Bonds, Series 2020C	\$86,000
Reserve for Future Debt Service, Series 2020C	43,000
Arbitrage Rebate Services	2,000
Transfer to Bond Administration (Fund G3058)	<u>1,000</u>
Total	<u>\$132,000</u>

**\$124.835 million Capital Asset Acquisition Special Obligation – Series “2020C”
Cyber Security Strategic Evolution Plan - \$4.248 million**

Fund D3136

<u>Revenues:</u>	<u>2023-24</u>
Programmed Cash Reserve	\$76,000
Transfer from Information Technology (Fund G6001)	<u>146,000</u>
Total	<u>\$222,000</u>
<u>Expenditures:</u>	
Interest Payments on Bonds, Series 2020C	\$146,000
Reserve for Future Debt Service, Series 2020C	73,000
Arbitrage Rebate Services	2,000
Transfer to Bond Administration (Fund G3058)	<u>1,000</u>
Total	<u>\$222,000</u>

**\$73.475 million Capital Asset Acquisition Special Obligation Bonds, Series 2020D
Ballpark - \$24.565 million**

Fund D3122

<u>Revenues:</u>	<u>2023-24</u>
Programmed Cash Reserve	\$228,000
Transfer from General Government Improvement Fund (Fund CO003)	<u>2,318,000</u>
Total	<u>\$2,546,000</u>
<u>Expenditures:</u>	
Principal Payment on Bonds, Series 2020D	\$1,980,000
Interest Payments on Bonds, Series 2020D	386,000
Reserve For Future Debt Service, Series 2020D	173,000
Arbitrage Rebate Services	1,000
Transfer to Bond Administration (Fund G3058)	<u>6,000</u>
Total	<u>\$2,546,000</u>

\$73.475 million Capital Asset Acquisition Special Obligation Bonds, Series 2020D
Enterprise Resource Planning (ERP) - \$46 million

Fund D3119

<u>Revenues:</u>	<u>2023-24</u>
Programmed Cash Reserve	\$309,000
Transfer from IT Funding Model (Fund G6001)	<u>3,175,000</u>
Total	<u>\$3,484,000</u>
<u>Expenditures:</u>	
Principal Payment on Bonds, Series 2020D	\$2,680,000
Interest Payments on Bonds, Series 2020D	548,000
Reserve For Future Debt Service, Series 2020D	247,000
Arbitrage Rebate Services	1,000
Transfer to Bond Administration (Fund G3058)	<u>8,000</u>
Total	<u>\$3,484,000</u>

\$73.475 million Capital Asset Acquisition Special Obligation Bonds, Series 2020D
Portables - \$1.22 million

Fund D3120

<u>Revenues:</u>	<u>2023-24</u>
Programmed Cash Reserve	\$15,000
Transfer from General Government Improvement Fund (Fund CO003)	<u>240,000</u>
Total	<u>\$255,000</u>
<u>Expenditures:</u>	
Principal Payment on Bonds, Series 2020D	\$220,000
Interest Payments on Bonds, Series 2020D	23,000
Reserve For Future Debt Service, Series 2020D	9,000
Arbitrage Rebate Services	1,000
Transfer to Bond Administration (Fund G3058)	<u>2,000</u>
Total	<u>\$255,000</u>

\$73.475 million Capital Asset Acquisition Special Obligation Bonds, Series 2020D
West Lot - \$2.010 million

Fund D3124

<u>Revenues:</u>	<u>2023-24</u>
Programmed Cash Reserve	\$22,000
Transfer from Internal Services Department (Fund G5010)	<u>202,000</u>
Total	<u>\$224,000</u>
<u>Expenditures:</u>	
Principal Payment on Bonds, Series 2020D	\$170,000
Interest Payments on Bonds, Series 2020D	36,000
Reserve For Future Debt Service, Series 2020D	16,000
Arbitrage Rebate Services	1,000
Transfer to Bond Administration (Fund G3058)	<u>1,000</u>
Total	<u>\$224,000</u>

\$73.475 million Capital Asset Acquisition Special Obligation Bonds, Series 2020D
Naranja Lakes - \$3.260 million

Fund D3123

<u>Revenues:</u>	<u>2023-24</u>
Programmed Cash Reserve	\$34,000
Transfer from Fund TF191	<u>337,000</u>
Total	<u>\$371,000</u>
<u>Expenditures:</u>	
Principal Payment on Bonds, Series 2020D	\$285,000
Interest Payments on Bonds, Series 2020D	58,000
Reserve For Future Debt Service, Series 2020D	26,000
Arbitrage Rebate Services	1,000
Transfer to Bond Administration (Fund G3058)	<u>1,000</u>
Total	<u>\$371,000</u>

\$73,475 million Capital Asset Acquisition Special Obligation Bonds, Series 2020D
Scott Carver - \$11.525 million

Fund D3121

<u>Revenues:</u>	<u>2023-24</u>
Programmed Cash Reserve	\$117,000
Transfer from General Government Improvement Fund (Fund CO003)	<u>834,000</u>
Total	<u>\$951,000</u>
<u>Expenditures:</u>	
Principal Payment on Bonds, Series 2020D	\$635,000
Interest Payments on Bonds, Series 2020D	213,000
Reserve For Future Debt Service, Series 2020D	100,000
Arbitrage Rebate Services	1,000
Transfer to Bond Administration (Fund G3058)	<u>2,000</u>
Total	<u>\$951,000</u>

\$81,330 Million Capital Asset Acquisition Special Obligation Bonds, Series 2021A
Countywide Infrastructure Investment Program (CIIP)

Fund D3137

<u>Revenues:</u>	<u>2023-24</u>
Programmed Cash Reserve	\$2,627,000
Transfer from the Countywide Infrastructure Investment Program (Fund CO082)	<u>4,233,000</u>
Total	<u>\$6,860,000</u>
<u>Expenditures:</u>	
Principal Payment on Bonds, Series 2021A	\$1,930,000
Interest Payments on Bonds, Series 2021A	3,309,000
Reserve For Future Debt Service, Series 2021A	1,606,000
Arbitrage Rebate Services	2,000
Transfer to Bond Administration (Fund G3058)	<u>13,000</u>
Total	<u>\$6,860,000</u>

\$59,160 Million Capital Asset Acquisition Refg. Special Obligation Bonds, Series 2021B
\$29,170 Million Public Service Tax UMSA Refg

Fund D3138

<u>Revenues:</u>	<u>2023-24</u>
Programmed Cash Reserve	\$5,391,000
Transfer from Unincorporated Municipal Service Area General Fund (Fund G1001)	1,406,000
Transfer from Countywide General Fund (Fund G1001)	62,000
Transfer from General Government Improvement Fund (Fund CO003)	<u>1,150,000</u>
Total	<u>\$8,009,000</u>
<u>Expenditures:</u>	
Principal Payment on Bonds, Series 2021B UMSA	\$7,060,000
Interest Payments on Bonds, Series 2021B UMSA	781,000
Reserve For Future Debt Service, Series 2021B UMSA	146,000
Arbitrage Rebate Services	2,000
Transfer to Bond Administration (Fund G3058)	<u>20,000</u>
Total	<u>\$8,009,000</u>

\$59,160 Million Capital Asset Acquisition Refg. Special Obligation Bonds, Series 2021B
\$29,990 Million Sunshine Loan Refg

Fund D3139

<u>Revenues:</u>	<u>2023-24</u>
Programmed Cash Reserve	\$425,000
Transfer from CDT Revenue Fund (Project 206300) (Fund D3112)	2,843,000
Transfer from Fire Rescue Department (Fire Station Demolition and Construction) (Fund SF001)	1,494,000
Transfer from Information Technology (Cyber Security) (Fund G6001)	93,000
Transfer from General Government Improvement Fund (PHT Infrastructure) (Fund CO003)	817,000
Transfer from General Government Improvement Fund (Housing Safety) (Fund CO003)	195,000
Transfer from General Government Improvement Fund (Ward Towers) (Fund CO003)	198,000
Transfer from Parks, Recreation and Open Spaces Department - Marinas (Fund G4003)	<u>327,000</u>
Total	<u>\$6,392,000</u>
<u>Expenditures:</u>	
Principal Payment on Bonds, Series 2021B Sunshine	\$5,230,000
Interest Payments on Bonds, Series 2021B Sunshine	850,000
Reserve For Future Debt Service, Series 2021B Sunshine	294,000
Arbitrage Rebate Services	2,000
Transfer to Bond Administration (Fund G3058)	<u>16,000</u>
Total	<u>\$6,392,000</u>

\$88,060 M Capital Asset Acquisition Special Obligation Bonds, Series 2022A
\$30,372 Enterprise Resource Planning (ERP)

Fund D3142

<u>Revenues:</u>	<u>2023-24</u>
Programmed Cash Reserve	\$753,000
Transfer from IT Funding Model (G3045)	<u>1,982,000</u>
Total	<u>\$2,735,000</u>
<u>Expenditures:</u>	
Principal Payment on Bonds Series 2022A	\$483,000
Interest Payments on Bonds Series 2022A	1,505,000
Reserve for Future Debt Service – Series 2022A	741,000
Arbitrage Rebate Computation Services	1,000
Transfer to Bond Administration (G3058)	<u>5,000</u>
Total	<u>\$2,735,000</u>

\$88,060 M Capital Asset Acquisition Special Obligation Bonds, Series 2022A
\$,873 BALLOT INSERTER

Fund D3144

<u>Revenues:</u>	<u>2023-24</u>
Programmed Cash Reserve	\$22,000
Transfer General Government Improvement Fund (GGIF) (CO003)	<u>58,000</u>
Total	<u>\$80,000</u>
<u>Expenditures:</u>	
Principal Payment on Bonds Series 2022A	\$14,000
Interest Payments on Bonds Series 2022A	43,000
Reserve for Future Debt Service – Series 2022A	21,000
Arbitrage Rebate Computation Services	1,000
Transfer to Bond Administration (G3058)	<u>1,000</u>
Total	<u>\$80,000</u>

\$88,060 M Capital Asset Acquisition Special Obligation Bonds, Series 2022A
\$3,444 C.JIS

Fund D3145

<u>Revenues:</u>	<u>2023-24</u>
Programmed Cash Reserve	\$85,000
Transfer General Government Improvement Fund (GGIF) (CO003)	<u>227,000</u>
Total	<u>\$312,000</u>
<u>Expenditures:</u>	
Principal Payment on Bonds Series 2022A	\$55,000
Interest Payments on Bonds Series 2022A	171,000
Reserve for Future Debt Service – Series 2022A	84,000
Arbitrage Rebate Computation Services	1,000
Transfer to Bond Administration (G3058)	<u>1,000</u>
Total	<u>\$312,000</u>

\$88,060 M Capital Asset Acquisition Special Obligation Bonds, Series 2022A
\$2,201 Fiber Optic

Fund D3146

<u>Revenues:</u>	<u>2023-24</u>
Programmed Cash Reserve	\$55,000
Transfer Information Technology Department (G6001)	<u>145,000</u>
Total	<u>\$200,000</u>
<u>Expenditures:</u>	
Principal Payment on Bonds Series 2022A	\$35,000
Interest Payments on Bonds Series 2022A	109,000
Reserve for Future Debt Service – Series 2022A	54,000
Arbitrage Rebate Computation Services	1,000
Transfer to Bond Administration (G3058)	<u>1,000</u>
Total	<u>\$200,000</u>

\$88,060 M Capital Asset Acquisition Special Obligation Bonds, Series 2022A
\$5,079 LERMS

Fund D3147

<u>Revenues:</u>	<u>2023-24</u>
Programmed Cash Reserve	\$126,000
Transfer General Government Improvement Fund (GGIF) (CO003)	<u>333,000</u>
Total	<u>\$459,000</u>
<u>Expenditures:</u>	
Principal Payment on Bonds Series 2022A	\$81,000
Interest Payments on Bonds Series 2022A	252,000
Reserve for Future Debt Service – Series 2022A	124,000
Arbitrage Rebate Computation Services	1,000
Transfer to Bond Administration (G3058)	<u>1,000</u>
Total	<u>\$459,000</u>

\$88,060 M Capital Asset Acquisition Special Obligation Bonds, Series 2022A
\$5,138 BALLOT SCANNER

Fund D3148

<u>Revenues:</u>	<u>2023-24</u>
Programmed Cash Reserve	\$127,000
Transfer General Government Improvement Fund (GGIF) (CO003)	<u>337,000</u>
Total	<u>\$464,000</u>
<u>Expenditures:</u>	
Principal Payment on Bonds Series 2022A	\$82,000
Interest Payments on Bonds Series 2022A	255,000
Reserve for Future Debt Service – Series 2022A	125,000
Arbitrage Rebate Computation Services	1,000
Transfer to Bond Administration (G3058)	<u>1,000</u>
Total	<u>\$464,000</u>

\$88,060 M Capital Asset Acquisition Special Obligation Bonds, Series 2022A
\$2,273 OCEAN RESCUE

Fund D3149

<u>Revenues:</u>	<u>2023-24</u>
Programmed Cash Reserve	\$56,000
Transfer General Government Improvement Fund (GGIF) (CO003)	<u>151,000</u>
Total	<u>\$207,000</u>
<u>Expenditures:</u>	
Principal Payment on Bonds Series 2022A	\$36,000
Interest Payments on Bonds Series 2022A	113,000
Reserve for Future Debt Service – Series 2022A	56,000
Arbitrage Rebate Computation Services	1,000
Transfer to Bond Administration (G3058)	<u>1,000</u>
Total	<u>\$207,000</u>

\$88,060 M Capital Asset Acquisition Special Obligation Bonds, Series 2022A
\$18,883 800 MHZ RADIO

Fund D3150

<u>Revenues:</u>	<u>2023-24</u>
Programmed Cash Reserve	\$468,000
Transfer from the Miami-Dade Police Department (G1001)	<u>1,233,000</u>
Total	<u>\$1,701,000</u>
<u>Expenditures:</u>	
Principal Payment on Bonds Series 2022A	\$300,000
Interest Payments on Bonds Series 2022A	936,000
Reserve for Future Debt Service – Series 2022A	461,000
Arbitrage Rebate Computation Services	1,000
Transfer to Bond Administration (G3058)	<u>3,000</u>
Total	<u>\$1,701,000</u>

\$88,060 M Capital Asset Acquisition Special Obligation Bonds, Series 2022A
\$13,197 UHF RADIO

Fund D3151

<u>Revenues:</u>	<u>2023-24</u>
Programmed Cash Reserve	\$327,000
Transfer from the Miami-Dade Fire Rescue Department (SF005)	<u>862,000</u>
Total	<u>\$1,189,000</u>
<u>Expenditures:</u>	
Principal Payment on Bonds Series 2022A	\$210,000
Interest Payments on Bonds Series 2022A	654,000
Reserve for Future Debt Service – Series 2022A	322,000
Arbitrage Rebate Computation Services	1,000
Transfer to Bond Administration (G3058)	<u>2,000</u>
Total	<u>\$1,189,000</u>

\$88,060 M Capital Asset Acquisition Special Obligation Bonds, Series 2022A
\$4,687 CYBER SECURITY

Fund D3152

<u>Revenues:</u>	<u>2023-24</u>
Programmed Cash Reserve	\$116,000
Transfer Information Technology Department (G3045)	<u>307,000</u>
Total	<u>\$423,000</u>
<u>Expenditures:</u>	
Principal Payment on Bonds Series 2022A	\$75,000
Interest Payments on Bonds Series 2022A	232,000
Reserve for Future Debt Service – Series 2022A	114,000
Arbitrage Rebate Computation Services	1,000
Transfer to Bond Administration (G3058)	<u>1,000</u>
Total	<u>\$423,000</u>

\$88,060 M Capital Asset Acquisition Special Obligation Bonds, Series 2022A
\$1,913 Lightspeed

Fund D3153

<u>Revenues:</u>	<u>2023-24</u>
Programmed Cash Reserve	\$48,000
Transfer from General Government Improvement Fund (G5010)	<u>126,000</u>
Total	<u>\$174,000</u>
<u>Expenditures:</u>	
Principal Payment on Bonds Series 2022A	\$30,000
Interest Payments on Bonds Series 2022A	95,000
Reserve for Future Debt Service – Series 2022A	47,000
Arbitrage Rebate Computation Services	1,000
Transfer to Bond Administration (G3058)	<u>1,000</u>
Total	<u>\$174,000</u>

\$190,303M Capital Asset Acquisition Special Obligation Bonds, Series 2023A
\$90,584 Countywide Infrastructure Investment Program (CIIP)

Fund D3155

<u>Revenues:</u>	<u>2023-24</u>
Transfer General Government Improvement Fund (GGIF) (CO003)	<u>\$6,417,000</u>
<u>Expenditures:</u>	
Principal Payment on Bonds Series 2022A	\$1,238,000
Interest Payments on Bonds Series 2022A	2,922,000
Reserve for Future Debt Service – Series 2022A	2,246,000
Arbitrage Rebate Computation Services	1,000
Transfer to Bond Administration (G3058)	<u>10,000</u>
Total	<u>\$6,417,000</u>

\$190.303M Capital Asset Acquisition Special Obligation Bonds, Series 2023A
\$181K Fiber Optics

Fund D3156

<u>Revenues:</u>	<u>2023-24</u>
Transfer General Government Improvement Fund (GGIF) (CO003)	<u>\$16,000</u>
<u>Expenditures:</u>	
Principal Payment on Bonds Series 2022A	\$3,000
Interest Payments on Bonds Series 2022A	6,000
Reserve for Future Debt Service – Series 2022A	5,000
Arbitrage Rebate Computation Services	1,000
Transfer to Bond Administration (G3058)	<u>1,000</u>
Total	<u>\$16,000</u>

\$190.303M Capital Asset Acquisition Special Obligation Bonds, Series 2023A
\$81.5K Fire Fleet

Fund D3157

<u>Revenues:</u>	<u>2023-24</u>
Transfer from Miami-Dade Fire Rescue (SF001)	<u>\$8,000</u>
<u>Expenditures:</u>	
Principal Payment on Bonds Series 2022A	\$1,000
Interest Payments on Bonds Series 2022A	3,000
Reserve for Future Debt Service – Series 2022A	2,000
Arbitrage Rebate Computation Services	1,000
Transfer to Bond Administration (G3058)	<u>1,000</u>
Total	<u>\$8,000</u>

\$190.303M Capital Asset Acquisition Special Obligation Bonds, Series 2023A
\$17.023M Fire Rescue Radios

Fund D3158

<u>Revenues:</u>	<u>2023-24</u>
Transfer from Miami-Dade Fire Rescue (SF005)	<u>\$1,207,000</u>
<u>Expenditures:</u>	
Principal Payment on Bonds Series 2022A	\$233,000
Interest Payments on Bonds Series 2022A	549,000
Reserve for Future Debt Service – Series 2022A	422,000
Arbitrage Rebate Computation Services	1,000
Transfer to Bond Administration (G3058)	<u>2,000</u>
Total	<u>\$1,207,000</u>

\$190.303M Capital Asset Acquisition Special Obligation Bonds, Series 2023A
\$44.891M Police Radios

Fund D3159

<u>Revenues:</u>	<u>2023-24</u>
Transfer from Miami-Dade Police Department (G1001)	<u>\$3,181,000</u>
<u>Expenditures:</u>	
Principal Payment on Bonds Series 2022A	\$614,000
Interest Payments on Bonds Series 2022A	1,448,000
Reserve for Future Debt Service – Series 2022A	1,113,000
Arbitrage Rebate Computation Services	1,000
Transfer to Bond Administration (G3058)	<u>5,000</u>
Total	<u>\$3,181,000</u>

\$190.303M Capital Asset Acquisition Special Obligation Bonds, Series 2023A
\$452.922K Eureka Station (Miami Dade Police Department)

Fund D3160

<u>Revenues:</u>	<u>2023-24</u>
Transfer General Government Improvement Fund (GGIF) (CO003)	<u>\$35,000</u>
<u>Expenditures:</u>	
Principal Payment on Bonds Series 2022A	\$7,000
Interest Payments on Bonds Series 2022A	15,000
Reserve for Future Debt Service – Series 2022A	11,000
Arbitrage Rebate Computation Services	1,000
Transfer to Bond Administration (G3058)	<u>1,000</u>
Total	<u>\$35,000</u>

\$190.303M Capital Asset Acquisition Special Obligation Bonds, Series 2023A
\$6.525M Computer-Aided Dispatch (CAD)

Fund D3161

<u>Revenues:</u>	<u>2023-24</u>
Transfer General Government Improvement Fund (GGIF) (CO003)	<u>\$464,000</u>
<u>Expenditures:</u>	
Principal Payment on Bonds Series 2022A	\$90,000
Interest Payments on Bonds Series 2022A	210,000
Reserve for Future Debt Service – Series 2022A	162,000
Arbitrage Rebate Computation Services	1,000
Transfer to Bond Administration (G3058)	<u>1,000</u>
Total	<u>\$464,000</u>

\$190.303M Capital Asset Acquisition Special Obligation Bonds, Series 2023A
\$2.775M CyberSecurity

Fund D3162

<u>Revenues:</u>	<u>2023-24</u>
Transfer Information Technology Department (G3045)	<u>\$199,000</u>
<u>Expenditures:</u>	
Principal Payment on Bonds Series 2022A	\$38,000
Interest Payments on Bonds Series 2022A	90,000
Reserve for Future Debt Service – Series 2022A	69,000
Arbitrage Rebate Computation Services	1,000
Transfer to Bond Administration (G3058)	<u>1,000</u>
Total	<u>\$199,000</u>

\$190.303M Capital Asset Acquisition Special Obligation Bonds, Series 2023A
\$812.5K Computer-Aided Mass Appraisal (CAMA) System

Fund D3163

<u>Revenues:</u>	<u>2023-24</u>
Transfer General Government Improvement Fund (GGIF) (CO003)	<u>\$60,000</u>
<u>Expenditures:</u>	
Principal Payment on Bonds Series 2022A	\$12,000
Interest Payments on Bonds Series 2022A	26,000
Reserve for Future Debt Service – Series 2022A	20,000
Arbitrage Rebate Computation Services	1,000
Transfer to Bond Administration (G3058)	<u>1,000</u>
Total	<u>\$60,000</u>

\$190.303M Capital Asset Acquisition Special Obligation Bonds, Series 2023A
\$9.058M Quality Neighborhood Improvement Program (QNIP)

Fund D3164

<u>Revenues:</u>	<u>2023-24</u>
Transfer General Government Improvement Fund (GGIF) (CO003)	<u>\$643,000</u>
<u>Expenditures:</u>	
Principal Payment on Bonds Series 2022A	\$124,000
Interest Payments on Bonds Series 2022A	292,000
Reserve for Future Debt Service – Series 2022A	225,000
Arbitrage Rebate Computation Services	1,000
Transfer to Bond Administration (G3058)	<u>1,000</u>
Total	<u>\$643,000</u>

Special Obligation Notes-Series "2020"
\$12.980 million - Coast Guard

Fund D4010

<u>Revenues:</u>	<u>2023-24</u>
Programmed Cash Reserve	\$271,000
Transfer from General Government Improvement Fund (Fund CO003)	<u>1,717,000</u>
Total	<u>\$1,988,000</u>
<u>Expenditures:</u>	
Principal Payments on Notes	\$1,840,000
Interest Payments on Notes	102,000
Reserve for Future Debt Service	39,000
Arbitrage Rebate Services	2,000
Transfer to Bond Administration (Fund G3058)	<u>5,000</u>
Total	<u>\$1,988,000</u>

Leases

\$22.5 Million Multi-Dept. Vehicle Lease
Miami-Dade County, Florida, Series 2017

Fund D5012

<u>Revenues:</u>	<u>2023-24</u>
Programmed Cash Reserve (Animal Services 7)	\$43,000
Programmed Cash Reserve (Corrections and Rehabilitation 7)	492,000
Programmed Cash Reserve (Parks, Recreation and Open Spaces 7)	<u>654,000</u>
Total	<u>\$1,189,000</u>
<u>Expenditures:</u>	
Principal Payment on Loan (Animal Services 7)	\$41,000
Principal Payment on Loan (Corrections and Rehabilitation 7)	\$484,000
Principal Payment on Loan (Parks, Recreation and Open Spaces 7)	\$643,000
Interest Payment on Loan (Animal Services 7)	\$1,000
Interest Payment on Loan (Corrections and Rehabilitation 7)	\$7,000
Interest Payment on Loan (Parks, Recreation and Open Spaces 7)	\$9,000
Transfer to Bond Administration (Fund G3058) (Animal Services 7)	1,000
Transfer to Bond Administration (Fund G3058) (Corrections and Rehabilitation 7)	1,000
Transfer to Bond Administration (Fund G3058) (Parks, Recreation and Open Spaces)	<u>2,000</u>
Total	<u>\$1,189,000</u>

\$15.728 Million Fire UHF - Equipment Lease
Miami-Dade County, Florida, Series 2018 - Fire UHF Equipment

Fund D5013

<u>Revenues:</u>	<u>2023-24</u>
Programmed Cash Reserve	\$222,000
Transfer from General Government Improvement Fund (GGIF) (Fund CO003)	<u>1,914,000</u>
Total	<u>\$2,136,000</u>
<u>Expenditures:</u>	
Principal Payments on Loan	\$1,743,000
Interest Payments on Loan	276,000
Reserve for Future Debt Service	112,000
Transfer to Bond Administration (Fund G3058)	<u>5,000</u>
Total	<u>\$2,136,000</u>

\$18,112 Million Master Equipment Lease - Tranche 1
Miami-Dade County, Florida, Series 2018 - MELPA-T1

Fund D5014

<u>Revenues:</u>	<u>2023-24</u>
Programmed Cash Reserve (Elections)	\$2,000
Programmed Cash Reserve (Property Appraiser)	5,000
Programmed Cash Reserve (Fire Rescue)	331,000
Transfer from Elections (Fund G1001)	2,000
Transfer from Property Appraiser (Fund G3048)	2,000
Transfer from Fire Rescue (Fund SF001)	<u>\$75,000</u>
Total	<u>\$917,000</u>
<u>Expenditures:</u>	
Principal Payment on Loan (Elections)	\$2,000
Principal Payment on Loan (Property Appraiser)	5,000
Principal Payment on Loan (Fire Rescue)	509,000
Interest Payment on Loan (Elections)	1,000
Interest Payment on Loan (Property Appraiser)	1,000
Interest Payment on Loan (Fire Rescue)	94,000
Reserve for Future Debt Service (Fire Rescue)	301,000
Transfer to Bond Administration (Fund G3058) (Elections)	1,000
Transfer to Bond Administration (Fund G3058) (Property Appraiser)	1,000
Transfer to Bond Administration (Fund G3058) (Fire Rescue)	<u>2,000</u>
Total	<u>\$917,000</u>

\$27,218 Million Master Equipment Lease - Tranche 2
Miami-Dade County, Florida, Series 2019 - MELPA-T2

Fund D5015

<u>Revenues:</u>	<u>2023-24</u>
Programmed Cash Reserve (Public Works)	\$239,000
Programmed Cash Reserve (Mosquito Control)	26,000
Programmed Cash Reserve (Parks, Recreation and Open Spaces)	29,000
Programmed Cash Reserve (Internal Services)	124,000
Programmed Cash Reserve (Fire Rescue)	363,000
Programmed Cash Reserve (Police)	1,131,000
Programmed Cash Reserve (Animal Services)	32,000
Programmed Cash Reserve (Board of County Commissioners)	6,000
Programmed Cash Reserve (Cultural Affairs)	7,000
Programmed Cash Reserve (Elections)	4,000
Programmed Cash Reserve (Public Defender)	3,000
Programmed Cash Reserve (Juvenile Services)	5,000
Programmed Cash Reserve (Medical Examiner)	7,000
Programmed Cash Reserve (Property Appraiser)	2,000
Transfer from Transit and Public Works (Fund G3057)	361,000
Transfer from (Mosquito Control) (Fund G1001)	29,000
Transfer from Parks, Recreation and Open Spaces (Fund G4001)	45,000
Transfer from Internal Services Department (Fund G5021)	159,000
Transfer from Fire Rescue (Fund SF001)	365,000
Transfer from Police (Fund G1001)	1,077,000
Transfer from Animal Services (Fund G3002)	32,000
Transfer from Board of County Commissioners (Fund G3033)	6,000
Transfer from Cultural Affairs (Funds S1037 and S1038)	8,000
Transfer from Elections (Fund G1001)	6,000
Transfer from Public Defender (Fund G1001)	3,000
Transfer from Juvenile Services (Fund G1001)	6,000
Transfer from Medical Examiner (Fund G3047)	9,000
Transfer from Property Appraiser (Fund G3048)	<u>3,000</u>
Total	<u>\$4,087,000</u>
<u>Expenditures:</u>	
Principal Payment on Loan	\$3,805,000
Interest Payment on Loan	92,000
Reserve for Future Debt Service	170,000
Transfer to Bond Administration (Fund G3058)	<u>20,000</u>
Total	<u>\$4,087,000</u>

\$47,663 million Master Equipment Lease - Tranche 3
Miami-Dade County, Florida, Series 2020 - MELPA-T3

Fund D5017

<u>Revenues:</u>	<u>2023-24</u>
Programmed Cash Reserve (Mosquito Control)	\$8,000
Programmed Cash Reserve (Parks, Recreation and Open Spaces)	\$334,000
Programmed Cash Reserve (Internal Services)	\$144,000
Programmed Cash Reserve (Police)	\$1,351,000
Programmed Cash Reserve (Animal Services)	\$22,000
Programmed Cash Reserve (Board of County Commissioners)	\$2,000
Programmed Cash Reserve (Medical Examiner)	\$6,000
Programmed Cash Reserve (Property Appraiser)	\$6,000
Programmed Cash Reserve (Corrections and Rehabilitation)	\$31,000
Programmed Cash Reserve (Communications)	\$5,000
Programmed Cash Reserve (Public Works)	\$156,000
Transfer from (Mosquito Control) (Fund G1001)	18,000
Transfer from Parks, Recreation and Open Spaces (Fund G4001)	669,000
Transfer from (Internal Services) (Fund G5021)	289,000
Transfer from Police (Fund G1001)	2,708,000
Transfer from Animal Service (Fund G3002)	45,000
Transfer from Board of County Commissioners (Fund G3033)	6,000
Transfer from Medical Examiner (Fund G3047)	13,000
Transfer from Property Appraiser (Fund G3048)	14,000
Transfer from Corrections and Rehabilitation (Fund G1001)	63,000
Transfer from Communications (Fund G3018)	11,000
Transfer from Public Works (Fund G1001)	313,000
Total	<u>\$6,214,000</u>

<u>Expenditures:</u>	
Principal Payment on Loan	\$4,047,000
Interest Payment on Loan	84,000
Reserve for Future Debt Service	2,065,000
Transfer to Bond Administration (Fund G3058)	18,000
Total	<u>\$6,214,000</u>

\$26,971 million Master Equipment Lease - Tranche 3-ADD
Miami-Dade County, Florida, Series 2020 - MELPA-T3-ADD

Fund D5018

<u>Revenues:</u>	<u>2023-24</u>
Programmed Cash Reserve (Animal Services)	\$11,000
Programmed Cash Reserve (Parks, Recreation and Open Spaces)	\$725,000
Programmed Cash Reserve (Internal Services)	\$97,000
Programmed Cash Reserve (Police)	\$1,219,000
Programmed Cash Reserve (Corrections and Rehabilitation)	\$86,000
Programmed Cash Reserve (Communications)	\$3,000
Programmed Cash Reserve (Elections)	\$12,000
Programmed Cash Reserve (Fire Rescue)	\$18,000
Programmed Cash Reserve (Information Technology)	\$35,000
Programmed Cash Reserve (State Attorney)	\$4,000
Programmed Cash Reserve (Public Works)	\$167,000
Transfer from Animal Services (Fund G3057)	24,000
Transfer from Parks, Recreation and Open Spaces (Fund G4001)	1,553,000
Transfer from Internal Services Department (Fund G5021)	207,000
Transfer from Police (Fund G1001)	2,612,000
Transfer from Corrections and Rehabilitation (Fund G1001)	186,000
Transfer from Communications (Fund G3018)	8,000
Transfer from Elections (Fund G1001)	28,000
Transfer from Fire Rescue (Fund SF001)	40,000
Transfer from Information Technology (Fund G6001)	77,000
Transfer from State Attorney (Fund G1001)	8,000
Transfer from Public Works (Fund G1001)	359,000
Total	<u>\$7,479,000</u>

<u>Expenditures:</u>	
Principal Payment on Loan	\$4,871,000
Interest Payment on Loan	103,000
Reserve for Future Debt Service	2,486,000
Transfer to Bond Administration (Fund G3058)	19,000
Total	<u>\$7,479,000</u>

\$25.937 Million Master Equipment Lease - Tranche 1
Miami-Dade County, Florida, Series 2021 - MELPA-T1

Fund D5019

<u>Revenues:</u>	<u>2023-24</u>
Programmed Cash Reserve (Mosquito Control)	\$7,000
Programmed Cash Reserve (Public Works)	\$53,000
Transfer from Mosquito Control (Fund G1001)	22,000
Transfer from Public Works (Fund G1001)	<u>220,000</u>
Total	<u>\$302,000</u>

<u>Expenditures:</u>	<u>2023-24</u>
Principal Payment on Loan	\$188,000
Interest Payment on Loan	12,000
Reserve for Future Debt Service	100,000
Transfer to Bond Administration (Fund G3058)	<u>2,000</u>
Total	<u>\$302,000</u>

\$51.507 Million Master Equipment Lease - Tranche 2
Miami-Dade County, Florida, Series 2021 - MELPA-T2

Fund D5020

<u>Revenues:</u>	<u>2023-24</u>
Programmed Cash Reserve (Mosquito Control)	\$26,000
Programmed Cash Reserve (Police)	\$1,294,000
Programmed Cash Reserve (Parks, Recreation and Open Spaces)	\$854,000
Programmed Cash Reserve (Board of County Commissioners)	\$22,000
Programmed Cash Reserve (Internal Services Department)	\$126,000
Programmed Cash Reserve (Elections)	\$9,000
Programmed Cash Reserve (Information Technology)	\$22,000
Programmed Cash Reserve (Fire Rescue)	\$7,000
Programmed Cash Reserve (Public Works)	\$195,000
Transfer from (Mosquito Control) (Fund G1001)	\$53,000
Transfer from Police (Fund G1001)	2,594,000
Transfer from Parks, Recreation and Open Spaces (Fund G4001)	1,712,000
Transfer from Board of County Commissioners (Fund G3033)	45,000
Transfer from Internal Services Department (Fund Code G5021)	253,000
Transfer from Elections (Fund G1001)	18,000
Transfer from Information Technology (Fund G6001)	46,000
Transfer from Fire Rescue (Fund SF001)	16,000
Transfer from Public Works (Fund G1001)	<u>391,000</u>
Total	<u>\$7,683,000</u>

<u>Expenditures:</u>	<u>2023-24</u>
Principal Payment on Loan	\$4,693,000
Interest Payment on Loan	418,000
Reserve for Future Debt Service	2,555,000
Transfer to Bond Administration (Fund G3058)	<u>17,000</u>
Total	<u>\$7,683,000</u>

\$22.228 Million Master Equipment Lease - Series 2021 Tranche 3
Miami-Dade County, Florida, Series 2021 - MELPA-T3

Fund D5021

<u>Revenues:</u>	<u>2023-24</u>
Programmed Cash Reserve (Public Defender)	\$3,000
Programmed Cash Reserve (Police)	\$956,000
Programmed Cash Reserve (Parks, Recreation and Open Spaces)	\$366,000
Programmed Cash Reserve (Corrections and Rehabilitation)	\$55,000
Programmed Cash Reserve (Internal Services Department)	\$163,000
Programmed Cash Reserve (Community Action and Human Services Department)	\$35,000
Programmed Cash Reserve (Information Technology)	\$39,000
Programmed Cash Reserve (Fire Rescue)	\$29,000
Programmed Cash Reserve (Public Works)	\$89,000
Transfer from (Public Defender) (G1001)	7,000
Transfer from Police (Fund G1001)	2,429,000
Transfer from Parks, Recreation and Open Spaces (Fund G4001)	927,000
Transfer from Corrections and Rehabilitation (Fund G1001)	138,000
Transfer from Internal Services Department (Fund Code G5021)	414,000
Transfer from (Community Action and Human Services Department)	89,000
Transfer from Information Technology (Fund G6001)	101,000
Transfer from Fire Rescue (Fund SF001)	75,000
Transfer from Public Works (Fund G1001)	<u>228,000</u>
Total	<u>\$6,143,000</u>

<u>Expenditures:</u>	<u>2023-24</u>
Principal Payment on Loan	\$3,287,000
Interest Payment on Loan	644,000
Reserve for Future Debt Service	2,198,000
Transfer to Bond Administration (Fund G3058)	<u>14,000</u>
Total	<u>\$6,143,000</u>

\$49.198 Million Master Equipment Lease - Series 2023 Tranche 1
Miami-Dade County, Florida, Series 2023 - MELPA-T1

Fund D5022

<u>Revenues:</u>	<u>2023-24</u>
Transfer from (Mosquito Control) (G1001)	\$5,000
Transfer from Fire Rescue (Fund SF001)	3,318,000
Transfer from Public Works (Fund G1001)	<u>64,000</u>
Total	<u>\$3,387,000</u>

<u>Expenditures:</u>	
Principal Payment on Loan	\$1,337,000
Interest Payment on Loan	354,000
Reserve for Future Debt Service	1,689,000
Transfer to Bond Administration (Fund G3058)	<u>7,000</u>
Total	<u>\$3,387,000</u>

MIAMI-DADE FIRE RESCUE
Fire Capital Outlay Reserves
(Fund SF010)

<u>Revenues:</u>	<u>2023-24</u>
Transfer from Fire Rescue District (Fund SF001)	<u>\$5,267,000</u>

<u>Expenditures:</u>	
Elevated Generators	\$300,000
Port Security Grant Programs	376,000
Fire Rescue - 38' Rapid Response Vessels & 36' Rapid Response Vessel	20,000
Fire Recue - Deployable Food Barriers	320,000
Wind Retrofit of Fire Stations	283,000
Solar Installations	30,000
Infrastructure Improvement Program	<u>3,938,000</u>
Total	<u>\$5,267,000</u>

PARKS, RECREATION AND OPEN SPACES
Grants
(Fund S1040-S1056)

<u>Revenues:</u>	<u>2023-24</u>
Florida Boating Improvement Fund Carryover	\$2,312,000
Transfer from RER for Remediation Projects	7,275,000
Florida Department of Transportation	250,000
Florida Boating Improvement Fund	600,000
Florida Inland Navigation District	1,374,000
Community Development Block Grants	382,000
Florida Department of Environmental Protection	1,012,000
Florida Department of State	25,000
The Children's Trust	2,500,000
Miscellaneous Grants	<u>250,000</u>
Total	<u>\$15,980,000</u>

<u>Expenditures:</u>	
Greenways and Trails	\$250,000
Community Development Block Grants	382,000
Remediation Projects	7,275,000
Marina Capital Improvements	1,899,000
Miscellaneous - The Children's Trust Programs	2,500,000
Miscellaneous - PROS Parks Programs	250,000
Flood Mitigation Projects	1,012,000
Historic Preservation Projects	25,000
Reserve for Florida Boating Improvement Fund	<u>2,387,000</u>
Total	<u>\$15,980,000</u>

REGULATORY AND ECONOMIC RESOURCES
Environmentally Endangered Lands Program (EEL)
(Fund G2001-G2002)

<u>Revenues:</u>	<u>2023-24</u>
Carryover	\$3,000,000
Carryover of Restricted Reserves for Land Management	<u>20,025,000</u>
Total	<u>\$23,025,000</u>

<u>Expenditures:</u>	
Transfer to Environmental Resources Management (Fund G3014)	\$1,185,000
Transfer to Parks, Recreation and Open Spaces for Land Management (Fund G4001)	4,067,000
Land Management Regulatory and Economic Resources	3,000,000
Reserves	<u>14,773,000</u>
Total	<u>\$23,025,000</u>

**CULTURAL AFFAIRS
(Fund CO001)**

<u>Revenues:</u>	<u>Prior Years</u>	<u>2023-24</u>	<u>Future Years</u>	<u>Total</u>
Coconut Grove Parking Revenues	\$3,000,000	\$0	\$0	\$3,000,000
Miscellaneous Revenues	<u>325,000</u>	<u>0</u>	<u>0</u>	<u>325,000</u>
Total	<u>\$3,325,000</u>	<u>\$0</u>	<u>\$0</u>	<u>\$3,325,000</u>
 <u>Expenditures:</u>				
Coconut Grove Playhouse	\$366,000	\$236,000	\$2,398,000	\$3,000,000
Miami-Dade County Auditorium	<u>200,000</u>	<u>125,000</u>	<u>0</u>	<u>325,000</u>
Total	<u>\$566,000</u>	<u>\$361,000</u>	<u>\$2,398,000</u>	<u>\$3,325,000</u>

**MIAMI-DADE LIBRARY
Library Capital Construction
(Fund CO002)**

<u>Revenues:</u>	<u>2023-24</u>
Carryover - Library Taxing District	\$14,718,000
Carryover - FEMA Hazard Mitigation Grant	622,000
FEMA Hazard Mitigation Grant	61,000
Transfer from Operating Library Fund (Fund SL001)	<u>6,592,000</u>
Total	<u>\$21,993,000</u>
 <u>Expenditures:</u>	
Library Capital Expenditures	\$20,944,000
Reserve	<u>1,049,000</u>
Total	<u>\$21,993,000</u>

**SERIES 2018 EQUIPMENT LEASE
(Fund CO077)**

<u>Revenues:</u>	<u>Prior Years</u>	<u>2023-24</u>	<u>Future Years</u>	<u>Total</u>
Lease Proceeds	<u>\$15,500,000</u>	<u>\$0</u>	<u>\$0</u>	<u>\$15,500,000</u>
 <u>Expenditures:</u>				
Fire Rescue - UHF Radio System Update	<u>\$12,500,000</u>	<u>\$3,000,000</u>	<u>\$0</u>	<u>\$15,500,000</u>

**INFORMATION TECHNOLOGY LEADERSHIP COUNCIL (ITLC)
(Fund CO078)**

<u>Revenues:</u>	<u>Prior Years</u>	<u>2023-24</u>	<u>Future Years</u>	<u>Total</u>
Carryover	<u>\$7,531,000</u>	<u>\$0</u>	<u>\$0</u>	<u>\$7,531,000</u>
 <u>Expenditures</u>				
Cultural Affairs - Website Upgrade	\$75,000	\$75,000	\$0	\$150,000
Elections - Cybersecurity Software	200,000	100,000	0	300,000
Police - Civil Process Automation	1,436,000	250,000	0	1,686,000
Police - Laboratory Information Management System (LIMS)	2,786,000	114,000	0	2,900,000
Police - Sharepoint Platform	900,000	500,000	0	1,400,000
Police - Social Media Analytics Software	570,000	25,000	0	595,000
Property Appraiser - Computer Aided Mass Appraisal System (CAMA)	<u>500,000</u>	<u>0</u>	<u>0</u>	<u>500,000</u>
Total	<u>\$6,467,000</u>	<u>\$1,064,000</u>	<u>\$0</u>	<u>\$7,531,000</u>

**INFORMATION TECHNOLOGY
(Fund CO079)**

<u>Revenues:</u>	<u>2023-24</u>
Carryover	\$3,493,000
Transfer from Information Technology Operations (Fund G6001)	9,635,000
Transfer from Information Technology Service Cost (Fund G6002)	<u>1,021,000</u>
Total	<u>\$14,149,000</u>
 <u>Expenditures</u>	
Citrix Infrastructure - Virtual Desktop and Thin Clients	\$366,000
Cloud Infrastructure	1,552,000
Deployment of 800MHZ Public Safety Radio Sites	1,139,000
Edge Network Project	3,774,000
Voice Over Internet Protocol (VOIP) Project	1,007,000
Reserve	<u>6,311,000</u>
Total	<u>\$14,149,000</u>

COUNTYWIDE INFRASTRUCTURE INVESTMENT PROGRAM PROJECTS
CIIP Program Financing
(Fund CO080)

<u>Revenues:</u>	<u>Prior Years</u>	<u>2023-24</u>	<u>Future Years</u>	<u>Total</u>
Financing Bond Proceeds	<u>\$100,000,000</u>	<u>\$121,476,000</u>	<u>\$965,000,000</u>	<u>\$1,186,476,000</u>
Expenditures:				
Public Safety - Capital Programs	\$0	\$25,317,000	\$59,992,000	\$85,309,000
Health and Human Services - Capital Programs	0	10,708,000	12,852,000	23,560,000
General Government - Capital Programs	0	56,092,000	65,151,000	121,243,000
Neighborhood and Infrastructure - Capital Programs	0	3,769,000	6,995,000	10,764,000
Recreation and Culture - Capital Programs	<u>0</u>	<u>125,590,000</u>	<u>820,010,000</u>	<u>945,600,000</u>
Total	<u>\$0</u>	<u>\$221,476,000</u>	<u>\$965,000,000</u>	<u>\$1,186,476,000</u>

COUNTYWIDE INFRASTRUCTURE INVESTMENT PROGRAM
Program Debt Service
(Fund CO082)

<u>Revenues:</u>	<u>2023-24</u>
Transfer from Internal Services Department (Fund G5015)	<u>\$5,285,000</u>
Expenditures	
Transfer to Debt Service (Fund D3131)	\$1,052,000
Transfer to Debt Service (Fund D3137)	<u>4,233,000</u>
Total	<u>\$5,285,000</u>

INTERNAL SERVICES
Capital Grant
(Fund- To Be Determined)

<u>Revenues:</u>	<u>2023-24</u>
Resilient Florida Grant Program	<u>\$6,750,000</u>
Expenditures	
Integrated Command and Communications Center	\$6,000,000
Infrastructure Improvements - ISD Facilities Systemwide	<u>750,000</u>
Total	<u>\$6,750,000</u>

INTERNAL SERVICES
Fleet Capital
(Fund CO081)

<u>Revenues:</u>	<u>Prior Years</u>	<u>2023-24</u>	<u>Future Years</u>	<u>Total</u>
Carryover	<u>\$2,960,000</u>	<u>\$0</u>	<u>\$0</u>	<u>\$2,960,000</u>
Expenditures:				
Fleet Facilities Capital Expenditures	<u>\$1,719,000</u>	<u>\$1,241,000</u>	<u>\$0</u>	<u>\$2,960,000</u>

GENERAL GOVERNMENT IMPROVEMENT FUND (GGIF)
(Fund CO003)

<u>Revenues:</u>	<u>Prior Years</u>	<u>2023-24</u>	<u>Future Years</u>	<u>Total</u>
Future Allocations	\$0	\$0	\$2,000,000	\$2,000,000
Baseball Stadium Annual Rent Payment	0	2,318,000	0	2,318,000
Miami-Dade Rescue Plan Fund	788,000	5,906,000	0	6,694,000
General Government Improvement Fund (GGIF) Carryover	7,014,000	31,037,000	0	38,051,000
Handicapped Parking Fines and Miscellaneous ADA Revenues	0	100,000	0	100,000
Payments in Lieu of Taxes	0	950,000	0	950,000
Public Health Trust Loan Repayment	0	2,652,000	0	2,652,000
Seaquarium Lease Payment	0	400,000	0	400,000
Transfer from Finance Department	0	5,305,000	0	5,305,000
Transfer from Fire Rescue Department (for debt service)	0	1,914,000	0	1,914,000
Transfer from Countywide General Fund	0	15,000,000	0	15,000,000
Transfer from UMSA General Fund	0	7,962,000	0	7,962,000
Transfer from Internal Services Department (for debt service)	0	3,278,000	0	3,278,000
Transfer from Parks, Recreation and Open Spaces (for debt service)	0	293,000	0	293,000
Transfer from Public Housing and Community Development (for debt service)	0	834,000	0	834,000
Transfer from Tax Collector (for debt service)	<u>0</u>	<u>2,188,000</u>	<u>0</u>	<u>2,188,000</u>
Total	<u>\$7,802,000</u>	<u>\$80,137,000</u>	<u>\$2,000,000</u>	<u>\$89,939,000</u>

GENERAL GOVERNMENT IMPROVEMENT FUND (GGIF) (cont'd)

<u>Expenditures:</u>	<u>Prior Years</u>	<u>2023-24</u>	<u>Future Years</u>	<u>Total</u>
Public Safety				
Corrections- Jail Management System	\$0	\$4,000,000	\$0	\$4,000,000
Emergency Management - Office Renovations	156,000	408,000	0	564,000
Information Technology - Court Case Management System	600,000	400,000	0	1,000,000
Judicial - Additional Courtrooms	0	1,500,000	0	1,500,000
Judicial - Court Facilities Repairs and Renovations	0	500,000	0	500,000
Medical Examiner - Alternative Light Source System	0	45,000	0	45,000
Medical Examiner - Audio Visual System	0	345,000	0	345,000
Medical Examiner - Case Management and Laboratory Information Software System	0	2,000,000	0	2,000,000
Medical Examiner - Digital Camera Kits	0	263,000	0	263,000
Medical Examiner - Morgue Cooler -Autopsy Trays Replacement	0	128,000	0	128,000
Medical Examiner - Morgue Cooler - Shelves Replacement	0	180,000	0	180,000
Medical Examiner - Stretcher Replacement	0	50,000	0	50,000
Non-Departmental - Hialeah Courthouse Annual Equipment and Maintenance	0	500,000	0	500,000
Police - Mugshot System Overhaul	0	873,000	0	873,000
Police - Neighborhood Safety Initiative	<u>2,817,000</u>	<u>2,690,000</u>	<u>2,000,000</u>	<u>7,507,000</u>
Subtotal	<u>\$3,573,000</u>	<u>\$13,882,000</u>	<u>\$2,000,000</u>	<u>\$19,455,000</u>
Recreation and Culture				
PROS - District 5 Green Areas	\$48,000	\$952,000	\$0	\$1,000,000
PROS - Miscellaneous Recreational Projects	0	700,000	0	700,000
PROS - Brothers to the Rescue	<u>0</u>	<u>1,608,000</u>	<u>0</u>	<u>1,608,000</u>
Subtotal	<u>\$48,000</u>	<u>\$3,260,000</u>	<u>\$0</u>	<u>\$3,308,000</u>
Neighborhood and Infrastructure				
Non Departmental - Roadway Improvements	\$968,000	\$10,695,000	\$0	\$11,663,000
Transit/Public Works - Pedestrian Safety - Park Zones	<u>0</u>	<u>1,000,000</u>	<u>0</u>	<u>1,000,000</u>
Subtotal	<u>\$968,000</u>	<u>\$11,695,000</u>	<u>\$0</u>	<u>\$12,663,000</u>
General Government				
Transit/Public Works - Vision Zero	<u>\$0</u>	<u>\$500,000</u>	<u>\$0</u>	<u>\$500,000</u>
General Government				
Communications - Audio Video Cameras and Accessories	\$200,000	\$75,000	\$0	\$275,000
Elections - Warehouse Build Out	985,000	2,102,000	0	3,087,000
Internal Services - Downtown Redevelopment	788,000	600,000	0	1,388,000
Non-Departmental - Americans with Disabilities Act (ADA) Reasonable Accommodations	0	10,000	0	10,000
Non-Departmental - Repairs, Renovations and General Government Improvement Program	<u>1,240,000</u>	<u>12,142,000</u>	<u>0</u>	<u>13,382,000</u>
Subtotal	<u>\$3,213,000</u>	<u>\$14,929,000</u>	<u>\$0</u>	<u>\$18,142,000</u>
Expenditures:				
	<u>Prior Years</u>	<u>2023-24</u>	<u>Future Years</u>	<u>Total</u>
Debt Service				
311 Answer Center (Capital Asset Series 2013B) (Fund D3075)	\$0	\$134,000	\$0	\$134,000
311 Answer Center (Capital Asset Series 2016B) (Fund D3094)	0	46,000	0	46,000
Americans with Disabilities Act (Capital Asset Series 2013B) (Fund D3079)	0	170,000	0	170,000
Americans with Disabilities Act (Capital Asset Series 2016B) (Fund D3095)	0	5,000	0	5,000
Animal Services - Doral Facility (Capital Asset Series 2016A) (Fund D3082)	0	785,000	0	785,000
Community Action and Human Services - Portable Classrooms for Head Start/ Early Head Start Programs (Capital Asset Series 2020D) (Fund D3120)	0	240,000	0	240,000
Communications - Customer Relationship Management Modernization (Capital Asset 2020C) (Fund D3135)	0	86,000	0	86,000
Corrections and Rehabilitation - Fire Systems Phase 4 (Capital Asset Series 2016B) (Fund D3091)	0	688,000	0	688,000
Elections - ADA Voting Equipment (Capital Asset Series 2018A) (Fund D3103)	0	498,000	0	498,000
Elections - Equipment (Capital Asset Series 2020C) (Fund D3130)	0	80,000	0	80,000
Elections - Facility (Capital Asset Series 2013B) (Fund D3080)	0	465,000	0	465,000
Elections - Facility (Capital Asset Series 2016B) (Fund D3097)	0	166,000	0	166,000
Elections -Vote By Mail Ballot Inserter Equipment (Capital Asset Series 2022A)	0	58,000	0	58,000
Elections -DS200 Digital Ballot Scanners Equipment (Capital Asset Series 2022A)	0	337,000	0	337,000
Fire - Helicopter (Capital Asset Series 2019)	0	4,390,000	0	4,390,000
Fire - Narrowbanding	0	2,019,000	0	2,019,000
Fire - UHF Radio System (Capital Lease Series 2018)	0	1,914,000	0	1,914,000
Fire - Ocean Rescue Facility Improvements (Capital Asset Series 2022A)	0	151,000	0	151,000
Fire - Fleet Shops (New Debt 2023)	0	7,000	0	7,000
Internal Services - Coast Guard Property (Capital Asset Series 2008B)	0	1,717,000	0	1,717,000
Internal Services - Dade County Courthouse Façade Repair (Capital Asset Series 2013B)	0	562,000	0	562,000
Internal Services - Dade County Courthouse Façade Repair (Capital Asset Series 2016B)	0	13,000	0	13,000
Non-Departmental - Ballpark Stadium Project (Capital Asset Series 2011A)	0	2,318,000	0	2,318,000
Non-Departmental - Computer Aided Dispatch (Capital Asset 2020C)	0	840,000	0	840,000
Non-Departmental - Computer Aided Dispatch (New Debt 2023)	0	455,000	0	455,000
Non-Departmental - Countywide Infrastructure Investment Program (New Debt 2023)	0	6,500,000	0	6,500,000
Non-Departmental - Court Case Management System (formally known as C.JIS)(Capital Asset Series 2020C)	0	786,000	0	786,000
Non-Departmental - Court Case Management System (Capital Asset Series 2022A)	0	227,000	0	227,000
Non-Departmental - Fiber Optics (New Debt 2023)	0	13,000	0	13,000
Non-Departmental - Integrated Command and Communications Center (Capital Asset Series 2022A)	0	126,000	0	126,000
Non-Departmental - Integrated Command and Communications Center (New Debt 2023)	0	195,000	0	195,000
Non-Departmental - Project Closeout Costs (Capital Asset Series 2019B)	0	115,000	0	115,000
Non-Departmental - Quality Neighborhood Improvement Program (QNIP) 2011 (Capital Asset Series 2021B)	0	1,150,000	0	1,150,000
Non-Departmental - Quality Neighborhood Improvement Program (QNIP) 2017 (Capital Asset Series 2018A)	0	817,000	0	817,000
Non-Departmental - Quality Neighborhood Improvement Program (QNIP) 2019 (Capital Asset Series 2019)	0	637,000	0	637,000
Non-Departmental - Quality Neighborhood Improvement Program (QNIP) 2022 (New Debt 2023)	0	650,000	0	650,000
Property Appraiser - Computer Aided Mass Appraisal System (CAMA)(New Debt 2023)	0	100,000	0	100,000
Police - Cloud-based Automated Fingerprint Identification System (Capital Asset Series 2020C)	0	50,000	0	50,000
Police - Law Enforcement Records Management System (LERMS) (Capital Asset Series 2020C)	0	31,000	0	31,000
Police - Law Enforcement Records Management System (LERMS) (Capital Asset Series 2022A)	0	333,000	0	333,000
PROS - Golf Club of Miami (Capital Asset Series 2013B)	0	166,000	0	166,000
PROS - Golf Club of Miami (Capital Asset Series 2016B)	0	5,000	0	5,000
PROS - Park Improvements (Capital Asset Series 2016A)	0	293,000	0	293,000
Public Health Trust - Equipment (Capital Asset Series 2017A)	0	2,652,000	0	2,652,000
Public Health Trust - Infrastructure (Capital Asset Series 2021B)	0	817,000	0	817,000
Public Housing and Community Development - Public Housing Projects (Capital Asset Series 2021B)	0	393,000	0	393,000
Public Housing and Community Development - Public Housing Improvements (Capital Asset Series 2016B)	0	837,000	0	837,000
Public Housing and Community Development -Scott Carver and Hope IV (Capital Asset Series 2020D)	<u>0</u>	<u>834,000</u>	<u>0</u>	<u>834,000</u>
Subtotal	<u>\$0</u>	<u>\$35,871,000</u>	<u>\$0</u>	<u>\$35,871,000</u>
Total	<u>\$7,802,000</u>	<u>\$80,137,000</u>	<u>\$2,000,000</u>	<u>\$89,939,000</u>

**CULTURAL AFFAIRS
(Fund CO026)**

<u>Revenues:</u>	<u>Prior Years</u>	<u>2023-24</u>	<u>Future Years</u>	<u>Total</u>
Knight Foundation Grant	\$0	\$0	\$2,000,000	\$2,000,000
State Grant	<u>0</u>	<u>1,000,000</u>	<u>0</u>	<u>1,000,000</u>
Total	<u>\$0</u>	<u>\$1,000,000</u>	<u>\$2,000,000</u>	<u>\$3,000,000</u>
 <u>Expenditures:</u>				
Coconut Grove Playhouse	\$0	\$0	\$2,000,000	\$2,000,000
Joseph Caleb Auditorium	0	500,000	0	500,000
Miami-Dade County Auditorium	<u>0</u>	<u>500,000</u>	<u>0</u>	<u>500,000</u>
Total	<u>\$0</u>	<u>\$1,000,000</u>	<u>\$2,000,000</u>	<u>\$3,000,000</u>

**REGULATORY AND ECONOMIC RESOURCES
Beach Erosion Mitigation and Renourishment
(Fund CO001 and CO026)**

<u>Revenues:</u>	<u>2023-24</u>
Beach Renourishment Fund Carryover	\$792,000
City of Miami Beach Renourishment Fund Carryover	1,500,000
Resilient Florida Grant Program	5,400,000
Florida Inland Navigation District	100,000
Florida Department of Environmental Protection	<u>500,000</u>
Total	<u>\$8,292,000</u>
 <u>Expenditures:</u>	
Construction Expenditures	<u>\$8,292,000</u>

**MIAMI-DADE ECONOMIC ADVOCACY TRUST
Affordable Housing Program
(Fund CO001)**

<u>Revenues:</u>	<u>2023-24</u>
Transfer in from MDEAT Affordable Housing (SC003)	<u>\$1,000,000</u>
 <u>Expenditures:</u>	
Affordable and Workforce Housing Land Acquisition	<u>\$1,000,000</u>

**REGULATORY AND ECONOMIC RESOURCES
Stormwater Utility Capital Program
(Fund CO005)**

<u>Revenues:</u>	<u>2023-24</u>
Transfer from Stormwater Utility Fund (Fund SU001)	<u>\$7,150,000</u>
 <u>Expenditures:</u>	
Construction Expenditures	<u>\$7,150,000</u>

**TRANSPORTATION AND PUBLIC WORKS
Stormwater Utility Capital Program
(Fund CO005)**

<u>Revenues:</u>	<u>2023-24</u>
Transfer from Stormwater Utility Fund (Fund SU003)	<u>\$8,966,000</u>
 <u>Expenditures:</u>	
Drainage Improvements	<u>\$8,966,000</u>

**BUILDING BETTER COMMUNITIES GENERAL OBLIGATION BOND PROGRAM
(Funds CBA00, CBB00, CBC00, CBD00, CBE00, CBF00, CBG00, CBH00 and CBI00)**

<u>Revenues:</u>	<u>Prior Years</u>	<u>2023-24</u>	<u>Future Years</u>	<u>Total</u>
Programmed Proceeds	\$2,276,839,000	\$271,424,000	\$377,487,000	\$2,925,750,000
Interest Earnings	<u>80,153,000</u>	<u>592,000</u>	<u>0</u>	<u>80,745,000</u>
Total	<u>\$2,356,992,000</u>	<u>\$272,016,000</u>	<u>\$377,487,000</u>	<u>\$3,006,495,000</u>
 <u>Expenditures:</u>				
Question 1: Water, Sewer and Flood Control	\$270,198,000	\$38,112,000	\$69,873,000	\$378,183,000
Question 2: Park and Recreation Facilities	553,054,000	41,011,000	87,593,000	681,658,000
Question 3: Bridges and Public Infrastructure	269,231,000	35,980,000	46,971,000	352,182,000
Question 4: Public Safety Facilities	214,774,000	65,548,000	61,785,000	342,107,000
Question 5: Emergency and Healthcare Facilities	167,848,000	10,733,000	2,700,000	181,281,000
Question 6: Public Service and Outreach Facilities	219,651,000	17,557,000	17,862,000	255,070,000
Question 7: Housing for Elderly and Families	170,059,000	19,114,000	5,824,000	194,997,000
Question 8: Cultural, Libraries, and Educational Facilities	454,693,000	41,819,000	57,960,000	554,472,000
Office of the County Attorney	3,541,000	0	0	3,541,000
Finance Department	285,000	0	0	285,000
Office of Management and Budget	18,747,000	592,000	0	19,339,000
Issuance Costs and Transfer to Debt Service	<u>14,911,000</u>	<u>1,550,000</u>	<u>26,919,000</u>	<u>43,380,000</u>
Total	<u>\$2,356,992,000</u>	<u>\$272,016,000</u>	<u>\$377,487,000</u>	<u>\$3,006,495,000</u>

CULTURAL AFFAIRS
Series 2005 Special Obligation Bond
(Fund CB017)

<u>Revenues:</u>	<u>Prior Years</u>	<u>FY2023-24</u>	<u>Future Years</u>	<u>Total</u>
Bond Proceeds	<u>\$5,000,000</u>	<u>\$0</u>	<u>\$0</u>	<u>\$5,000,000</u>
<u>Expenditures:</u>				
Coconut Grove Playhouse	<u>\$1,118,000</u>	<u>\$2,000,000</u>	<u>\$1,882,000</u>	<u>\$5,000,000</u>

QUALITY NEIGHBORHOOD IMPROVEMENT PROGRAM (QNIP V)
Series 2007 Public Service Tax Revenue Bonds
(Fund CB026)

<u>Revenues:</u>	<u>Prior Years</u>	<u>2023-24</u>	<u>Future Years</u>	<u>Total</u>
Bond Proceeds	<u>\$1,238,000</u>	<u>\$0</u>	<u>\$0</u>	<u>\$1,238,000</u>
<u>Expenditures:</u>				
Other Legally Eligible Project Costs	<u>\$1,162,000</u>	<u>\$76,000</u>	<u>\$0</u>	<u>\$1,238,000</u>

QUALITY NEIGHBORHOOD IMPROVEMENT PROGRAM (QNIP)
Series 2017 Capital Asset Acquisition Bonds
(Fund CB027)

<u>Revenues:</u>	<u>Prior Years</u>	<u>2023-24</u>	<u>Future Years</u>	<u>Total</u>
Bond Proceeds	<u>\$10,000,000</u>	<u>\$0</u>	<u>\$0</u>	<u>\$10,000,000</u>
<u>Expenditures:</u>				
Other Legally Eligible Project Costs	<u>\$9,976,000</u>	<u>\$24,000</u>	<u>\$0</u>	<u>\$10,000,000</u>

QUALITY NEIGHBORHOOD IMPROVEMENT PROGRAM (QNIP)
Series 2019 Capital Asset Acquisition Bonds
(Fund CB052)

<u>Revenues:</u>	<u>Prior Years</u>	<u>2023-24</u>	<u>Future Years</u>	<u>Total</u>
Bond Proceeds	<u>\$10,000,000</u>	<u>\$0</u>	<u>\$0</u>	<u>\$10,000,000</u>
<u>Expenditures:</u>				
Other Legally Eligible Project Costs	<u>\$8,208,000</u>	<u>\$1,792,000</u>	<u>\$0</u>	<u>\$10,000,000</u>

COURT FACILITIES SPECIAL OBLIGATION BONDS
Series 2014
(Fund CB036)

<u>Revenues:</u>	<u>Prior Years</u>	<u>2023-24</u>	<u>Future Years</u>	<u>Total</u>
Bond Proceeds	<u>\$1,701,000</u>	<u>\$0</u>	<u>\$0</u>	<u>\$1,701,000</u>
<u>Expenditures:</u>				
Children's Courthouse	<u>\$1,189,000</u>	<u>\$512,000</u>	<u>\$0</u>	<u>\$1,701,000</u>

TRANSPORTATION AND PUBLIC WORKS
Charter County Transit System Surtax (Public Works People's Transportation Plan Pay-As-You-Go Program)
(Fund CO007 and ET047)

<u>Revenues:</u>	<u>2023-24</u>
Transfer from People's Transportation Plan (Fund SP001)	<u>\$33,128,000</u>
<u>Expenditures:</u>	
People's Transportation Plan Pay-As-You-Go Program Expenditures	<u>\$33,128,000</u>

TRANSPORTATION AND PUBLIC WORKS
Public Works Reimbursement Fund
(Fund CO008)

<u>Revenues:</u>	<u>2023-24</u>
Carryover	\$7,121,000
Developer Contribution	16,000
WASD Project Fund	1,036,000
Transfer from Secondary Gas Tax Program	17,502,000
Total	<u>\$25,675,000</u>
<u>Expenditures:</u>	
Secondary Gas Tax Program Expenditures	\$11,758,000
Public Works Capital Project Expenditures	8,157,000
Traffic Control Device - Signalization Expenditures	16,000
Transfer to Transportation Planning Organization (Fund S3001)	1,600,000
Transfer to Parks, Recreation and Open Spaces for Special Taxing District Maintenance and Landscaping	684,000
Transfer to Parks, Recreation and Open Spaces for Roadside Maintenance and Landscaping	3,460,000
Total	<u>\$25,675,000</u>

TRANSPORTATION AND PUBLIC WORKS
Public Works Grant Fund
(Fund CO023)

<u>Revenues:</u>	<u>2023-24</u>
Florida Department of Transportation County Incentive Grant Funds	<u>\$3,434,000</u>
 <u>Expenditures:</u>	
Public Works Capital Project Expenditures	\$3,075,000
Reserve	359,000
Total	<u>\$3,434,000</u>

TRANSPORTATION AND PUBLIC WORKS
Public Works Contribution Fund
(Fund CO024)

<u>Revenues:</u>	<u>2023-24</u>
Carryover	\$507,000
Village of Palmetto Bay Contribution	95,000
Village of Pinecrest Contribution	95,000
FDOT- County Incentive Grant Program	2,000,000
FDOT Reimbursement	4,143,000
Total	<u>\$6,840,000</u>
 <u>Expenditures:</u>	
Public Works Capital Project Expenditures	<u>\$6,840,000</u>

TRANSPORTATION AND PUBLIC WORKS
Capital Improvement Local Option Gas Tax Collections (Three Cents)
(Fund ET002)

<u>Revenues:</u>	<u>2023-24</u>
Transfer from Transportation Trust Fund (Fund 51001)	<u>\$20,405,000</u>
 <u>Expenditures:</u>	
Transfer to Transit Capital Project Fund (Fund ET412)	<u>\$20,405,000</u>

TRANSPORTATION AND PUBLIC WORKS
IMPACT FEE PROGRAM - ROADWAY CONSTRUCTION
(Fund CI001-CI009)

<u>Revenues:</u>	<u>2023-24</u>
Carryover	\$399,830,000
Impact Fees	127,580,000
Total	<u>\$527,410,000</u>
 <u>Expenditures:</u>	
Roadway Construction Projects	\$271,250,000
Reserve for Future Capital Projects	254,750,000
Total	<u>\$526,000,000</u>

MIAMI-DADE FIRE RESCUE
Fire Rescue Impact Fees
(Fund CI010-CI013)

<u>Revenues:</u>	<u>2023-24</u>
Carryover	\$17,995,000
Impact Fees	7,000,000
Total	<u>\$24,995,000</u>
 <u>Expenditures:</u>	
North Miami Fire Rescue Station (Station 18)	\$4,908,000
Dolphin Fire Rescue Station (Station 68)	2,000,000
Eureka Fire Rescue Station (Station 71)	3,240,000
Florida City Rescue Station (Station 72)	6,964,000
Palmetto Bay Fire Rescue Station (Station 74)	3,843,000
American Dream Mall (Station 79)	1,400,000
Miscellaneous Fire Rescue Capital Projects	2,600,000
Infrastructure Improvement Program	20,000
Traffic Signal Interrupters	20,000
Total	<u>\$24,995,000</u>

MIAMI-DADE POLICE DEPARTMENT
Police Impact Fees
(Fund CI014)

<u>Revenues:</u>	<u>2023-24</u>
Carryover	\$7,728,000
Impact Fees	1,390,000
Interest Earnings	<u>70,000</u>
Total	<u>\$9,188,000</u>

<u>Expenditures:</u>	
Forensic Laboratory Equipment	\$48,000
Conference and Training Room Improvements	53,000
MPSTI Improvements	400,000
Real Time Crime Center and Related Systems	10,000
Keyless Entry System	85,000
Range Tower & Target Systems for Long Distance Range	182,000
Headquarters Media and Meeting Rooms Renovation	250,000
Law Enforcement Records Management System	900,000
Portable Messaging Trailers	100,000
Crime Scene Equipment	44,000
Police Technology, Equipment, and Other Enhancements	2,100,000
Reserve for Future Expenditures	<u>5,016,000</u>
Total	<u>\$9,188,000</u>

MIAMI-DADE POLICE DEPARTMENT
Police Impact Fees
(Fund CI015)

<u>Revenues:</u>	<u>2023-24</u>
Carryover	\$6,938,000
Impact Fees	922,000
Interest Earnings	<u>59,000</u>
Total	<u>\$7,919,000</u>

<u>Expenditures:</u>	
Range Tower & Target Systems for Long Distance Range	\$39,000
MPSTI Improvements	142,000
Headquarters Media and Meeting Rooms Renovation	106,000
Law Enforcement Records Management System	382,000
Forensic Laboratory Equipment	16,000
Portable Messaging Trailers	29,000
Police Technology, Equipment, and Other Enhancements	700,000
Reserve for Future Expenditures	<u>6,505,000</u>
Total	<u>\$7,919,000</u>

MIAMI-DADE POLICE DEPARTMENT
Police Impact Fees
(Fund CI016)

<u>Revenues:</u>	<u>2023-24</u>
Carryover	\$4,916,000
Impact Fees	950,000
Interest Earnings	<u>43,000</u>
Total	<u>\$5,909,000</u>

<u>Expenditures:</u>	
Keyless Entry System	\$50,000
Range Tower & Target Systems for Long Distance Range	43,000
MPSTI Improvements	187,000
Conference and Training Room Improvements	19,000
Headquarters Media and Meeting Rooms Renovation	70,000
Law Enforcement Records Management System	264,000
Forensic Laboratory Equipment	16,000
Portable Messaging Trailers	26,000
Crime Scene Equipment	17,000
Police Technology, Equipment, and Other Enhancements	700,000
Reserve for Future Expenditures	<u>4,517,000</u>
Total	<u>\$5,909,000</u>

**PARKS, RECREATION AND OPEN SPACES
Impact Fees
(Fund CI017-CI032)**

Revenues:	2023-24
Carryover	\$54,739,000
Impact Fees	<u>8,290,000</u>
Total	<u>\$63,029,000</u>
Expenditures:	
Land Acquisition and Development (PBD 1)	\$4,315,000
Land Acquisition and Development (PBD 2)	1,000,000
Land Acquisition and Development (PBD 3)	3,049,000
Chuck Pezoldt Park, Library and Community Center	2,500,000
Reserve for future expenses	<u>52,165,000</u>
Total	<u>\$63,029,000</u>

**2011 SUNSHINE STATE LOAN
(Fund CB062)**

Revenues:	Prior Years	2023-24	Future Years	Total
Loan Proceeds	<u>\$767,000</u>	\$0	\$0	<u>\$767,000</u>
Expenditures:				
Internal Services Department - Carol Glassman Donaldson Center	<u>\$267,000</u>	<u>\$500,000</u>	\$0	<u>\$767,000</u>

**CAPITAL ASSET ACQUISITION BOND
Series 2016A
(Fund CB035)**

Revenues:	Prior Years	2023-24	Future Years	Total
Bond Proceeds	<u>\$271,000</u>	\$0	\$0	<u>\$271,000</u>
Expenditures:				
Parks, Recreation and Open Spaces Projects				
Camp Owaissa Bauer - Well Water Treatment	\$5,000	\$65,000	\$0	\$70,000
Environmental Remediation - Millers Pond Park	<u>201,000</u>	0	0	<u>201,000</u>
Total	<u>\$206,000</u>	<u>\$65,000</u>	\$0	<u>\$271,000</u>

**TRANSPORTATION AND PUBLIC WORKS
People's Transportation Plan - Public Works Capital Program
(Fund CB059)**

Revenues:	2023-24
Carryover	\$4,823,000
People's Transportation Plan Bond Proceeds	<u>12,830,000</u>
Total	<u>\$17,653,000</u>
Expenditures:	
Public Works - PTP Capital Expenditures	<u>\$17,653,000</u>

**PEOPLE'S TRANSPORTATION PLAN FUND
Capital Expansion Reserve Fund
(Fund SP003)**

Revenues:	2023-24
Carryover	\$0
Transfer from PTP Revenue Fund (Fund SP001)	<u>1,604,000</u>
Total	<u>\$1,604,000</u>
Expenditures:	
SMART Plan (Project Development and Environmental Studies) Expenditures	\$1,804,000
SMART Plan South Dade Transitway (South Corridor) Expenditures	3,603,000
Sunshine Station - Golden Glades Bike and Pedestrian Connector Expenditures	4,626,000
SMART Plan Aventura Station Expenditures	1,100,000
Ending Fund Balance	<u>5,071,000</u>
Total	<u>\$16,204,000</u>

**TRANSPORTATION AND PUBLIC WORKS
Grant Restricted Capital Project Funds
(Fund ET004)**

Revenues:	2023-24
City of Miami Park Impact Fees	\$3,771,000
American Rescue Plan Act	183,000
Knight Foundation	\$297,000
City of Coral Gables Park & Mobility Impact Fees	2,460,000
Developer Fees/Donations	<u>600,000</u>
Total	<u>\$7,311,000</u>
Expenditures:	
Transit Capital Project Expenditures	<u>\$7,311,000</u>

TRANSPORTATION AND PUBLIC WORKS
Grant Restricted Capital Project Funds
(Fund ET005)

<u>Revenues:</u>	<u>2023-24</u>
FTA 5339 Bus and Bus Facility Formula Grant	\$5,107,000
FTA 5307 Urbanized Area Formula Grants	124,639,000
FTA 5309 Discretionary Grant	4,105,000
Florida Department of Transportation Grant Funds	74,141,000
FTA 20005(b) Pilot Program Discretionary Grant	1,145,000
FTA 5307 Transfer	400,000
FTA 5324 Emergency Relief	250,000
USDOT Build Program	8,699,000
FTA 5337 State of Good Repair Formula Grant	44,937,000
FTA 5339 Bus and Bus Facility Discretionary Grant	<u>4,750,000</u>
 Total	 <u>\$268,173,000</u>
 <u>Expenditures:</u>	
Transit Capital Project Expenditures	<u>\$268,173,000</u>

TRANSPORTATION AND PUBLIC WORKS
People's Transportation Plan Reserve Fund
(Fund ET008)

<u>Revenues:</u>	<u>2023-24</u>
Transfer from People's Transportation Plan Fund (SP003)	<u>\$11,133,000</u>
 <u>Expenditures:</u>	
Transit Expansion Activities	<u>\$11,133,000</u>

TRANSPORTATION AND PUBLIC WORKS
Transit - Capital Project Funds
(Fund ET017)

<u>Revenues:</u>	<u>2023-24</u>
Bus Replacement Program Lease/Financing Proceeds	<u>\$61,431,000</u>
 <u>Expenditures:</u>	
Transit Bus Replacement Purchases	<u>\$61,431,000</u>

TRANSPORTATION AND PUBLIC WORKS
Transit - Capital Project Funds
(Fund ET042 and ET062)

<u>Revenues:</u>	<u>2023-24</u>
People's Transportation Plan Bond Proceeds	<u>\$604,205,000</u>
 <u>Expenditures:</u>	
Transit PTP Capital Improvement Plan Expenditures	<u>\$604,205,000</u>

SEAPORT
Grant Fund
(Fund ES003)

<u>Revenues:</u>	<u>2023-24</u>
FDOT Funds	\$9,217,000
US DOT	7,617,000
US Department of Environmental Protection	<u>132,000</u>
Total	<u>\$16,966,000</u>

<u>Expenditures:</u>	<u>2023-24</u>
Construction Projects	<u>\$16,966,000</u>

SEAPORT
FDOT Funds - Grants From State Agencies
(Fund S1042)

<u>Revenues:</u>	<u>2023-24</u>
Florida Department of Environmental Protection	<u>\$160,000</u>

<u>Expenditures:</u>	<u>2023-24</u>
Construction Projects	<u>\$160,000</u>

SEAPORT
FDOT Funds - Grants From Federal Agencies
(Fund S1044)

<u>Revenues:</u>	<u>2023-24</u>
FDOT Funds	\$710,000
US DOT	<u>2,675,000</u>
Total	<u>\$3,385,000</u>

<u>Expenditures:</u>	<u>2023-24</u>
Construction Projects	<u>\$3,385,000</u>

**CULTURAL AFFAIRS
Capital Grants
(Fund S2001)**

<u>Revenues:</u>	<u>2023-24</u>
State of Florida African-American and Historical Grant	<u>\$1,000,000</u>
 <u>Expenditures:</u>	
Joseph Caleb Auditorium	<u>\$1,000,000</u>

**TRANSPORTATION AND PUBLIC WORKS
Venetian Causeway Capital Fund
(Fund SR004)**

<u>Revenues:</u>	<u>2023-24</u>
Carryover	\$212,000
FEMA Reimbursements	<u>147,000</u>
Total	<u>\$359,000</u>
 <u>Expenditures:</u>	
Capital Projects	<u>\$359,000</u>

**HOMELESS TRUST
(Fund ST001)**

<u>Revenues:</u>	<u>2023-24</u>
Carryover	\$7,979,000
Interest Income	35,000
City of Miami Beach Contribution	1,000,000
Transfer from Homeless Trust Operations (Fund ST005)	<u>1,568,000</u>
Total	<u>\$10,582,000</u>
 <u>Expenditures:</u>	
Capital Expenditures	\$7,886,000
Capital Reserve	<u>2,696,000</u>
Total	<u>\$10,582,000</u>

**SEAPORT
Seaport Bonds/Loan Funds
(Fund ES004 - 2009 CAP AQC Bonds)**

<u>Revenues:</u>	<u>2023-24</u>
Seaport Bonds/Loan Funds	<u>\$100,000</u>
 <u>Expenditures:</u>	
Construction Projects	<u>\$100,000</u>

**SEAPORT
Tenant Financing Funds
(Fund ES)**

<u>Revenues:</u>	<u>2023-24</u>
Tenant Financing Funds	<u>\$2,217,000</u>
 <u>Expenditures:</u>	
Construction Projects	<u>\$2,217,000</u>

**SEAPORT
Future Financing
(Fund C9999)**

<u>Revenues:</u>	<u>2023-24</u>
Future Financing Proceeds	<u>\$482,140,000</u>
<u>Expenditures:</u>	
Construction Projects	<u>\$482,140,000</u>

**SEAPORT
General Fund
(Fund ES028)**

<u>Revenues:</u>	<u>2023-24</u>
Transfer from Seaport Revenue Fund (Fund ES001)	<u>\$2,396,000</u>
<u>Expenditures:</u>	
Principal and Interest Payments	\$1,596,000
Non-operating Expenditures	<u>800,000</u>
Total	<u>\$2,396,000</u>

**SEAPORT
Various Bond Service
(Fund ES066, ES070, ES075, ES077, ES081, ES082)**

<u>Revenues:</u>	<u>2023-24</u>
Transfer from Seaport Revenue Fund (Fund ES001)	<u>\$76,898,000</u>
<u>Expenditures:</u>	
Principal and Interest Payments	<u>\$76,898,000</u>

**TRANSPORTATION AND PUBLIC WORKS
Rickenbacker Causeway Capital Fund
(Fund ER003-ER004)**

<u>Revenues:</u>	<u>2023-24</u>
Transfer from Operating Fund (Fund ER001)	7,790,000
Transfer from Operating and Replacement Fund (Fund ER001)	<u>1,982,000</u>
Total	<u>\$9,772,000</u>
<u>Expenditures:</u>	
Capital Projects	\$8,284,000
Renewal and Replacement Reserve	<u>1,488,000</u>
Total	<u>\$9,772,000</u>

**TRANSPORTATION AND PUBLIC WORKS
Rickenbacker Causeway Debt Service Fund
(Fund ER005-ER007)**

<u>Revenues:</u>	<u>2023-24</u>
Transfer from Causeway Operating Fund (Fund ER001)	<u>\$2,694,000</u>
<u>Expenditures:</u>	
Debt Service Payment for FY 2007-08 Sunshine Loan Restructured in Series 2011A Loan	\$304,000
Debt Service Payment for Capital Asset Series 2010 Bonds Restructured in Series 2019 BAB	330,000
Debt Service Payment for Rickenbacker 2014 Revenue Bonds	<u>2,060,000</u>
Total	<u>\$2,694,000</u>

TRANSPORTATION AND PUBLIC WORKS
Venetian Causeway Capital Fund
(Fund EV001, EV002 and EV008)

<u>Revenues:</u>		<u>2023-24</u>
Transfer from Operating Fund (Fund EV001)		<u>\$5,394,000</u>
<u>Expenditures:</u>		
Capital Projects		<u>\$5,394,000</u>

TRANSPORTATION AND PUBLIC WORKS
Venetian Causeway Debt Service Fund
(Fund EV003, EV004 and EV009)

<u>Revenues:</u>		<u>2023-24</u>
Transfer from Operating Fund (Fund EV001)		<u>\$712,000</u>
<u>Expenditures:</u>		
Debt Service Payment for FY 2007-08 Sunshine Loan Restructured in Series 2011A Loan		\$161,000
Debt Service Payment for Capital Asset Series 2010 Bonds Restructured in Series 2019 BAB		285,000
Debt Service Payment for Capital Asset Series 2016 Bonds		<u>266,000</u>
Total		<u>\$712,000</u>

DEPARTMENT OF SOLID WASTE MANAGEMENT
Waste Collection Capital Projects
(Fund EW019)

<u>Revenues:</u>	<u>Prior Years</u>	<u>2023-24</u>	<u>Future Years</u>	<u>Total</u>
Collection Operating Maintenance	\$471,000	\$447,000	\$385,000	\$1,303,000
Waste Collection Operating Fund	<u>1,815,000</u>	<u>4,430,000</u>	<u>15,551,000</u>	<u>21,796,000</u>
Total	<u>\$2,286,000</u>	<u>\$4,877,000</u>	<u>\$15,936,000</u>	<u>\$23,099,000</u>
<u>Expenditures:</u>				
Capital Expenditures	<u>\$2,286,000</u>	<u>\$4,877,000</u>	<u>\$15,936,000</u>	<u>\$23,099,000</u>

DEPARTMENT OF SOLID WASTE MANAGEMENT
Debt Service
(Fund EW018)

<u>Revenues:</u>		<u>2023-24</u>
Intradepartmental Transfer from Waste Collection Operations		<u>\$12,560,000</u>
<u>Expenditures:</u>		
Fleet Loan Financing		<u>\$12,560,000</u>

DEPARTMENT OF SOLID WASTE MANAGEMENT
Fleet Purchases Floated with Cash (Waste Collection Operations)
(Fund EW018)

<u>Revenues:</u>		<u>2023-24</u>
Bank of America Reimbursement (Fleet loan financing)		<u>\$14,846,000</u>
<u>Expenditures:</u>		
Major Equipment Purchase (Heavy & Light)		<u>\$14,846,000</u>

DEPARTMENT OF SOLID WASTE MANAGEMENT
Waste Disposal Capital Projects
(Fund EW009 and EW026)

<u>Revenues:</u>	<u>Prior Years</u>	<u>2023-24</u>	<u>Future Years</u>	<u>Total</u>
Solid Waste System Revenue Bonds, Series 2005	\$63,635,000	\$0	\$0	\$63,635,000
Future Solid Waste Disposal Notes/Bonds	3,684,000	66,777,000	415,406,000	485,867,000
Disposal Operating Maintenance & Operating Fund (Transfer from EW009)	19,456,000	6,018,000	43,216,000	68,690,000
Utility Service Fee (Transfer from Fund EW026)	<u>3,922,000</u>	<u>3,390,000</u>	<u>13,922,000</u>	<u>21,234,000</u>
Total	<u>\$90,697,000</u>	<u>\$76,185,000</u>	<u>\$472,544,000</u>	<u>\$639,426,000</u>

<u>Expenditures:</u>	<u>Prior Years</u>	<u>2023-24</u>	<u>Future Years</u>	<u>Total</u>
Capital Expenditures	<u>\$88,467,000</u>	<u>\$78,415,000</u>	<u>\$472,544,000</u>	<u>\$639,426,000</u>

DEPARTMENT OF SOLID WASTE MANAGEMENT
Debt Service
(Fund EW010)

<u>Revenues:</u>	<u>2023-24</u>
Transfer from Disposal Operations (Funds EW007 and EW026)	<u>\$4,140,000</u>

<u>Expenditures:</u>	<u>2023-24</u>
Principal Payments on the Series 2015 Revenue Bonds	\$2,956,000
Interest Payments on the Series 2015 Revenue Bonds	<u>1,184,000</u>
Total	<u>\$4,140,000</u>

DEPARTMENT OF SOLID WASTE MANAGEMENT
Fleet Purchases Floated with Cash (Disposal Operations)
(Fund EW007)

<u>Revenues:</u>	<u>2023-24</u>
Bank of America Reimbursement (Fleet loan financing)	<u>\$9,528,000</u>

<u>Expenditures:</u>	<u>2023-24</u>
Major Equipment Purchase (Heavy & Light)	<u>\$9,528,000</u>

CAPITAL ASSET ACQUISITION BOND (CAAB)
Series 2020C
(Fund CB058)

<u>Revenues:</u>	<u>Prior Years</u>	<u>2023-24</u>	<u>Future Years</u>	<u>Total</u>
Financing Proceeds	<u>\$41,184,000</u>	<u>\$0</u>	<u>\$0</u>	<u>\$41,184,000</u>

<u>Expenditures:</u>	<u>Prior Years</u>	<u>2023-24</u>	<u>Future Years</u>	<u>Total</u>
Communications - Customer relationship Management Modernization	\$1,500,000	\$1,000,000	\$0	\$2,500,000
Information Technology - Cyber Security Strategic Evolution	4,248,000	0	0	4,248,000
Information Technology - Computer-Aided Dispatch (CAD)	4,603,000	86,000	0	4,689,000
Information Technology - Court Case Management System	11,274,000	11,650,000	0	22,924,000
Parks, Recreation and Open Spaces - Bike Path Ludlam	200,000	1,000,000	3,159,000	4,359,000
Police - Forensic Laboratory Equipment - Cloud-Based Automated Fingerprint Identification System	1,250,000	250,000	0	1,500,000
Police - Law Enforcement Record Management System	<u>246,000</u>	<u>70,000</u>	<u>648,000</u>	<u>964,000</u>
Total	<u>\$23,321,000</u>	<u>\$14,056,000</u>	<u>\$3,807,000</u>	<u>\$41,184,000</u>

COUNTYWIDE INFRASTRUCTURE INVESTMENT PROGRAM PROJECTS
Series 2021A
(Fund CB061)

<u>Revenues:</u>	<u>Prior Years</u>	<u>2023-24</u>	<u>Future Years</u>	<u>Total</u>
Financing Proceeds	<u>\$2,706,000</u>	<u>\$0</u>	<u>\$0</u>	<u>\$2,706,000</u>

<u>Expenditures:</u>	<u>Prior Years</u>	<u>2023-24</u>	<u>Future Years</u>	<u>Total</u>
Parks, Recreation and Open Spaces - Facilities Systemwide	\$272,000	\$34,000	\$0	\$306,000
Parks, Recreation and Open Spaces - ZooMiami - Animal Hospital and Rehabilitative Facilities	500,000	600,000	0	1,100,000
Parks, Recreation and Open Spaces - Coastal Parks - Resiliency and Marinas Program	<u>1,259,000</u>	<u>41,000</u>	<u>0</u>	<u>1,300,000</u>
Total	<u>\$2,031,000</u>	<u>\$675,000</u>	<u>\$0</u>	<u>\$2,706,000</u>

CAPITAL ASSET ACQUISITION BOND (CAAB)
Series 2022A
(Fund CB063)

Revenues:	Prior Years	\$113,000	Future Years	Total
Financing Proceeds	<u>\$67,885,000</u>	<u>\$0</u>	<u>\$0</u>	<u>\$67,885,000</u>
Expenditures:				
Elections - DS200 Ballot Digital Scanners	\$0	\$5,835,000	\$0	\$5,835,000
Fire Rescue - Infrastructure Improvements - Ocean Rescue Facility	0	3,290,000	0	3,290,000
Fire Rescue - Radio Coverage and Equipment (2022)	14,986,000	0	0	14,986,000
Information Technology - Court Case Management System(CCMS)	0	3,814,000	97,000	3,911,000
Information Technology - Cybersecurity Strategic Evolution Plan	5,323,000	0	0	5,323,000
Information Technology - Fiber Optic Infrastructure Expansion	2,300,000	200,000	0	2,500,000
Internal Services Department - Integrated Command and Communications Center (Lightspeed)	2,172,000	0	0	2,172,000
Management and Budget - Enterprise Resource Planning Implementation - Constitutional Offices	2,657,000	0	0	2,657,000
Police - Law Enforcement Record Management System	281,000	1,000,000	4,487,000	5,768,000
Police - Police Radio Replacement	<u>21,443,000</u>	<u>0</u>	<u>0</u>	<u>21,443,000</u>
Total	<u>\$49,162,000</u>	<u>\$14,139,000</u>	<u>\$4,584,000</u>	<u>\$67,885,000</u>

FUTURE DEBT OBLIGATIONS
(Fund C9999)

Revenues:	Prior Years	2023-24	Future Years	Total
Financing Proceeds	<u>\$111,803,000</u>	<u>\$210,407,000</u>	<u>\$1,321,264,000</u>	<u>\$1,643,474,000</u>
Expenditures:				
Corrections and Rehabilitation - Replacement Detention Facility	\$0	\$0	\$417,583,000	\$417,583,000
Corrections and Rehabilitation- Jail Management System	\$0	\$0	\$2,000,000	\$2,000,000
Elections - DS200 Ballot Digital Scanner	0	0	2,915,000	2,915,000
Elections - Vote By Mail Processing Equipment	0	2,112,000	0	2,112,000
Fire Rescue - Infrastructure Improvement Program	0	0	140,000,000	140,000,000
Fire Rescue - Station 27 (North Bay Village)	0	0	7,425,000	7,425,000
Fire Rescue - Radio Coverage and Equipment	18,793,000	9,299,000	6,922,000	35,014,000
Fire Rescue - Fleet Shop	90,000	1,390,000	30,462,000	31,942,000
Information Technology - Computer Aided Dispatch (Update)	0	136,000	0	136,000
Information Technology - Fiber Optic Infrastructure Expansion	200,000	0	0	200,000
Information Technology - Court Case Management System	0	0	29,274,000	29,274,000
Information Technology - Cybersecurity Strategic Evolution Plan	3,063,000	2,637,000	11,247,000	16,947,000
Information Technology - Parking Verification System (Modernization)	0	791,000	4,902,000	5,693,000
Information Technology - Traffic Information System (Modernization)	0	2,948,000	17,375,000	20,323,000
Information Technology - Enterprise Asset Management System- Cloud Transfer	0	1,514,000	1,272,000	2,786,000
Internal Services - Fleet Facilities	0	1,682,000	76,533,000	78,215,000
Internal Services - Integrated Command and Communications Center (Lightspeed)	0	66,496,000	146,332,000	212,828,000
Internal Services - Permitting Inspection and Land Development Facility	0	56,048,000	18,640,000	74,688,000
Management and Budget - Enterprise Resource Planning Implementation - Constitutional Offices	0	12,692,000	9,442,000	22,134,000
Non-Departmental - Fleet Replacement and Special Equipment	21,500,000	19,106,000	135,608,000	176,214,000
Non-Departmental -Quality Neighborhood Improvement Program (QNIP)	1,726,000	18,274,000	0	20,000,000
Non-Departmental - Computer-Aided Dispatch (CAD) and Intergrated Systems	7,203,000	3,096,000	1,744,000	12,043,000
Parks, Recreation and Open Spaces - Crandon Park	0	0	55,682,000	55,682,000
Parks, Recreation and Open Spaces - Ludlam Bike Trail	0	0	63,006,000	63,006,000
Parks, Recreation and Open Spaces - Beach Maintenance Facility	0	0	3,111,000	3,111,000
Parks, Recreation and Open Spaces - Zoo Facilitywide	0	0	13,507,000	13,507,000
Parks, Recreation and Open Spaces - Regional/ADA Park Program	0	0	85,923,000	85,923,000
Parks, Recreation and Open Spaces - Tropical Park Acquatic Center	0	0	3,000,000	3,000,000
Police - New District Station - Eureka	500,000	6,500,000	13,000,000	20,000,000
Police - Law Enforcement Records Management System (LERMS)	0	0	1,825,000	1,825,000
Police - Helicopter Fleet Replacement	0	12,000,000	12,000,000	24,000,000
Police -Radio Replacement	47,557,000	2,000,000	0	49,557,000
Police -Safe 27 Console Center -Rapid Response Vessel	0	360,000	0	360,000
Property Apprasier - Computer Aided Mass Appraisal System (Replacement)	897,000	1,600,000	534,000	3,031,000
Regulatory and Economic Resource - Purchase Development Rights Fund	<u>0</u>	<u>0</u>	<u>10,000,000</u>	<u>10,000,000</u>
Total	<u>\$101,529,000</u>	<u>\$220,681,000</u>	<u>\$1,321,264,000</u>	<u>\$1,643,474,000</u>

PARKS, RECREATION AND OPEN SPACES
Miscellaneous Trust Funds
(Fund Group TF)

Revenues:	2023-24
Carryover	\$20,626,000
Interest Earnings	427,000
Miscellaneous Revenues and Donations	1,750,000
Interfund Transfers	<u>285,000</u>
Total	<u>\$23,088,000</u>
Expenditures:	
Coastal Park & Marina Improvement Trust (Fund TF031)	\$975,000
NEAT Streets Miami Trust (Fund TF033)	1,000,000
Zoo Miami Improvement Trust (Fund TF032)	0
Crandon Park Non-Time Certain Settlement Trust (Fund TF028)	100,000
Chapman Field Trust (Fund TF013)	440,000
Haulover Park Parking Surcharge Trust (Fund TF030)	0
Zoo Wildlife Conservation Trust (Fund TF025)	325,000
P&R Miscellaneous Trust (Fund TF014)	10,000
P&R Adopt-a-Park Trust (Fund TF022)	250,000
Street Tree Replacement Trust (Fund TF029)	50,000
Crandon Park Imagery Trust (Fund TF024)	50,000
Zoo Animal Trust (Fund TF012)	15,000
Trust Reserves	<u>19,873,000</u>
Total	<u>\$23,088,000</u>

REGULATORY AND ECONOMIC RESOURCES
Biscayne Bay Restoration and Shoreline Stabilization
(Fund TF064)

Revenues:	<u>2023-24</u>
Biscayne Bay Environmental Trust Fund	<u>\$1,000,000</u>

Expenditures:	
Construction Expenditures	<u>\$1,000,000</u>

MIAMI-DADE AVIATION DEPARTMENT
Improvement Fund

Revenues:	<u>2023-24</u>
Carryover	\$323,045,000
Transfer from Revenue Fund	74,692,000
Interest Earnings	<u>6,500,000</u>
Total	<u>\$404,237,000</u>

Expenditures:	
On-Going Improvement Fund Projects	\$1,989,000
Unplanned Capital Projects	20,000,000
Payment to Subordinate Debt	6,611,000
Transfer to DB Bonds Debt Service	12,770,000
Transfer to Revenue Fund	83,695,000
Ending Cash Balance	<u>279,172,000</u>
Total	<u>\$404,237,000</u>

MIAMI-DADE AVIATION DEPARTMENT
Reserve Maintenance Fund

Revenues:	<u>2023-24</u>
Carryover	\$133,643,000
Transfer from Revenue Fund	30,000,000
Grants Contribution	1,000,000
Interest Earnings	<u>2,900,000</u>
Total	<u>\$167,543,000</u>

Expenditures:	
Projects Committed	\$134,479,000
Unplanned Capital Projects	20,000,000
Ending Cash Balance	<u>13,064,000</u>
Total	<u>\$167,543,000</u>

MIAMI-DADE AVIATION DEPARTMENT
Construction Fund (Trust Agreement Bonds)

Revenues:	<u>2023-24</u>
Carryover	\$50,624,000
Transfer from Passenger Facility Charges Account	21,559,000
Commercial Paper	160,000,000
New Money Aviation Revenue Bonds	181,587,000
Grant Funds	<u>41,286,000</u>
Total	<u>\$455,056,000</u>

Expenditures:	
Projects in Capital Improvement Program	\$427,333,000
Ending Cash Balance	<u>27,723,000</u>
Total	<u>\$455,056,000</u>

MIAMI-DADE AVIATION DEPARTMENT
Passenger Facility Charges (PFC) Account

Revenues:	<u>2023-24</u>
Carryover	\$219,277,000
Passenger Facility Charges Revenue	100,000,000
Interest Earnings	<u>5,000,000</u>
Total	<u>\$324,277,000</u>

Expenditures:	
Debt Service Payment	\$54,000,000
Transfer to Construction Fund	21,559,000
Ending Cash Balance	<u>248,718,000</u>
Total	<u>\$324,277,000</u>

**MIAMI-DADE AVIATION DEPARTMENT
Sinking Fund**

<u>Revenues:</u>	<u>2023-24</u>
Carryover (includes Reserve)	\$437,516,000
Transfer from Revenue Fund	273,549,000
Airport Rescue Plan Act Grant	39,460,000
Transfer from Passenger Facility Charges	54,000,000
Interest Earnings	<u>4,200,000</u>
Total	<u>\$808,725,000</u>
 <u>Expenditures:</u>	
Debt Service - Principal	\$165,200,000
Debt Service - Interest	204,809,000
Ending Cash Balance	<u>438,716,000</u>
Total	<u>\$808,725,000</u>

**MIAMI-DADE AVIATION DEPARTMENT
Double Barrel Bonds Sinking Fund**

<u>Revenues:</u>	<u>2023-24</u>
Carryover	\$39,191,000
Transfer from Improvement Fund	12,770,000
Interest Earnings	<u>700,000</u>
Total	<u>\$52,661,000</u>
 <u>Expenditures:</u>	
Payment of DB Bonds Debt Service	\$12,772,000
Ending Cash Balance (Reserve for Claims)	<u>39,889,000</u>
Total	<u>\$52,661,000</u>

**MIAMI-DADE AVIATION DEPARTMENT
Environmental Fund**

<u>Revenues:</u>	<u>2023-24</u>
Carryover	\$37,626,000
Interest Earnings	<u>1,000,000</u>
Total	<u>\$38,626,000</u>
 <u>Expenditures:</u>	
Unplanned Capital Projects	\$10,700,000
Ending Cash Balance (Reserve for Emergencies)	<u>27,926,000</u>
Total	<u>\$38,626,000</u>

**MIAMI-DADE WATER AND SEWER
Restricted Assets Funds
Renewal and Replacement Fund**

<u>Revenues:</u>	<u>2023-24</u>
Carryover	\$100,026,000
Transfers from Revenue Fund	<u>100,000,000</u>
Total	<u>\$200,026,000</u>
 <u>Expenditures:</u>	
Water Expenditures	\$66,638,000
Wastewater Expenditures	81,199,000
Ending Cash Balance Available for Future Project Costs	<u>52,189,000</u>
Total	<u>\$200,026,000</u>

**MIAMI-DADE WATER AND SEWER
Water Plant Expansion Fund**

<u>Revenues:</u>	<u>2023-24</u>
Carryover	\$28,839,000
Connection Fees	<u>4,831,000</u>
Total	<u>\$33,670,000</u>
 <u>Expenditures:</u>	
Construction Expenditures	\$4,831,000
Ending Cash Balance Available for Future Project Costs	<u>28,839,000</u>
Total	<u>\$33,670,000</u>

**MIAMI-DADE WATER AND SEWER
Capital Improvement Fund**

Revenues:	<u>2023-24</u>
Carryover	\$384,232,000
Finance Proceeds	325,520,000
Transfer from a Restricted Asset	<u>11,284,000</u>
Total	<u>\$721,036,000</u>
Expenditures:	
Water Construction Expenditures	\$92,830,000
Wastewater Construction Expenditures	374,132,000
Ending Cash Balance Available for Future Project Costs	<u>254,074,000</u>
Total	<u>\$721,036,000</u>

**MIAMI-DADE WATER AND SEWER
Fire Hydrant Fund**

Revenues:	<u>2023-24</u>
Carryover	\$9,603,000
Transfers from Revenue Fund	<u>2,600,000</u>
Total	<u>\$12,203,000</u>
Expenditures:	
Construction Expenditures	\$4,203,000
Ending Cash Balance Available for Future Project	<u>8,000,000</u>
Total	<u>\$12,203,000</u>

**MIAMI-DADE WATER AND SEWER
Wastewater Plant Expansion Fund**

Revenues:	<u>2023-24</u>
Carryover	\$518,000
Connection Fees	<u>16,644,000</u>
Total	<u>\$17,162,000</u>
Expenditures:	
Construction Expenditures	\$16,644,000
Ending Cash Balance Available for Future Project Costs	<u>518,000</u>
Total	<u>\$17,162,000</u>

**MIAMI-DADE WATER AND SEWER
State Revolving Loan Fund**

Revenues:	<u>2023-24</u>
Carryover	\$4,889,000
Wastewater WIFIA Reimbursement	<u>112,575,000</u>
Total	<u>\$117,464,000</u>
Expenditures:	
Construction Expenditures	\$112,575,000
Ending Cash Balance	<u>4,889,000</u>
Total	<u>\$117,464,000</u>

**PUBLIC HOUSING AND COMMUNITY DEVELOPMENT
Capital Program Fund**

Revenues:	Prior Years	2023-24	Future Years	Total
Affordable Housing Trust Fund	\$33,035,000	\$0	\$0	\$33,035,000
Capital Funds Program (CFP) - 717	7,424,000	0	0	7,424,000
Capital Funds Program (CFP) - 718	11,553,000	0	0	11,553,000
Capital Funds Program (CFP) - 719	11,445,000	0	0	11,445,000
Capital Funds Program (CFP) - 720	9,110,000	2,300,000	0	11,410,000
Capital Funds Program (CFP) - 721	4,040,000	3,064,000	2,833,000	9,937,000
Capital Funds Program (CFP) - 722	1,001,000	3,039,000	7,262,000	11,302,000
Capital Funds Financing Program (CFFP)	750,000	1,500,000	1,368,000	3,618,000
Hope VI Grant	4,063,000	0	0	4,063,000
Southeast Overtown Park West CRA	500,000	0	0	500,000
Replacement Housing Factor (RHF)	<u>1,909,000</u>	<u>0</u>	<u>0</u>	<u>1,909,000</u>
Total	\$84,830,000	\$9,903,000	\$11,463,000	\$106,196,000
Expenditures:				
Public Housing and Community Development Improvements	\$43,273,000	\$8,403,000	\$10,095,000	\$61,771,000
Housing for Elderly and Families	10,699,000	19,106,000	3,730,000	33,535,000
New Affordable Housing Units	<u>8,022,000</u>	<u>1,500,000</u>	<u>1,368,000</u>	<u>10,890,000</u>
Total	\$61,994,000	\$29,009,000	\$15,193,000	\$106,196,000

**JACKSON HEALTH SYSTEMS
Capital Budget**

Revenues:	Prior Years	2023-24	Future Years	Total
Funded Depreciation	\$675,504,000	\$212,310,000	\$929,303,000	\$1,817,117,000
Series 2015 Revenue Bond Proceeds	16,288,000	0	0	16,288,000
Series 2009 Revenue Bond Proceeds	18,217,000	0	0	18,217,000
JMH Miracle Building Bond Program	830,000,000	0	0	830,000,000
Foundation	68,873,000	3,502,000	0	72,375,000
Federal Grants	<u>10,161,000</u>	<u>1,906,000</u>	<u>0</u>	<u>12,067,000</u>
Total	\$1,619,043,000	\$217,718,000	\$929,303,000	\$2,766,064,000
Expenditures:				
Facility Improvements	\$353,944,000	\$107,240,000	\$570,746,000	\$1,031,930,000
Medical & Technology Equipment & Software	389,116,000	28,099,000	181,038,000	598,253,000
Infrastructure Improvements	211,628,000	22,348,000	9,209,000	243,185,000
New Facilities	<u>664,355,000</u>	<u>60,031,000</u>	<u>168,310,000</u>	<u>892,696,000</u>
Total	\$1,619,043,000	\$217,718,000	\$929,303,000	\$2,766,064,000

Note: This schedule is net of County Building Better Communities General Obligation Bond projects for Jackson Health System

PAY PLAN

FY 2023-24

SALARY
SUPPLEMENTS

JOB
ANALYSIS

COMPENSATION

JOB
CLASSIFICATION

PAY RATES



Miami-Dade County
Human Resources Department

First Edition
Effective October 2, 2023

**FY 2023-24
MIAMI-DADE COUNTY
PAY PLAN**

**FIRST EDITION
EFFECTIVE: October 2, 2023**



Daniella Levine Cava
Mayor

BOARD OF COUNTY COMMISSIONERS

Oliver G. Gilbert, III
Chairman

Anthony Rodriguez *Vice Chairman*

Oliver G. Gilbert, III
District 1

Marleine Bastien
District 2

Keon Hardemon
District 3

Micky Steinberg
District 4

Eileen Higgins
District 5

Kevin M. Cabrera
District 6

Raquel A. Regalado
District 7

Danielle Cohen Higgins
District 8

Kionne L. McGhee
District 9

Anthony Rodriguez
District 10

Roberto J. Gonzalez
District 11

Juan Carlos Bermudez
District 12

Senator René Garcia
District 13

Juan Fernandez-Barquin
Clerk of the Court and Comptroller

Pedro J. Garcia
Property Appraiser

Geri Bonzon-Keenan
County Attorney

Table of Contents

I.	GROSS COMPENSATION	7
II.	WORKWEEK HOURS	7
III.	FURLOUGH LEAVE.....	7
IV.	OVERTIME COMPENSATION.....	7
V.	SPECIAL PAY PROVISION.....	8
	(A) Leadworker8	
	(B) Trainee 9	
VI.	SHIFT DIFFERENTIAL	9
	(A) Night Shift (Non-Bargaining).....	9
	(B) Night Shift (Bargaining Unit).....	9
VII.	SPECIAL WORK SHIFTS.....	9
VIII.	SERVICE PAY PREMIUMS	10
	(A) Service In-Grade Pay (Longevity Steps)	10
	Longevity Bonus Award	11
	(B) Employee Service Award Program	12
IX.	SALARY ADMINISTRATION.....	12
X.	INTERMEDIATE RATE HIRING POLICY	13
XI.	REHIRING OF COUNTY RETIREES IMPLEMENTING – ORDER 7-44	13
XII.	PROMOTIONS	14
XIII.	LATERALS	14
XIV.	DEMOTIONS.....	14
XV.	DELEGATION OF AUTHORITY FOR PERSONNEL/COMPENSATION ITEMS	15
XVI.	TEMPORARY JOB CLASSIFICATIONS AND SALARY RANGES	16
XVII.	RECLASSIFICATIONS OR CLASSIFICATION REVIEWS.....	16
XVIII.	EXECUTIVE AND EXEMPT PROFESSIONAL/MANAGERIAL PAY RANGES	17
XIX.	SALARY REVIEWS FOR EXEMPT NON-BARGAINING UNIT PROFESSIONAL/MANAGERIAL EMPLOYEES.....	17
XX.	PERFORMANCE-BASED BONUS FOR NON-BARGAINING UNIT EMPLOYEES	17
XXI.	EXECUTIVE BENEFIT PROGRAM.....	17
XXII.	EXEMPT CLASSIFICATIONS.....	18
XXIII.	WAGE ADJUSTMENTS & OTHER BENEFITS FOR NON-BARGAINING UNIT EMPLOYEES AND COUNTY OFFICERS.....	18
	(A) Retirement 18	
	(B) Group Insurance and Flex Dollars.....	19

XXIV.	LIVING WAGE - SECTION 2-8.9 OF THE CODE OF MIAMI-DADE COUNTY	19
XXV.	FEDERAL AND STATE MINIMUM WAGE	19
XXVI.	U.S. DEPARTMENT OF LABOR – FAIR LABOR STANDARDS ACT (FLSA)	20
XXVII.	STIPEND/FLAT OR HOURLY RATE CLASSIFICATIONS.....	20
XXVIII.	COMPONENTS OF PAY.....	21
	(A) Components of Pay in Alphabetical Order	22
XXVIII.	PAY ADJUSTMENTS (ONE TIME, NON-RECURRING)	67
XXIX.	APPENDICES.....	68
	APPENDIX A (Professional Engineer Certificate – PECERT)	68
	APPENDIX B (Property Appraiser Certificate of Florida Evaluators – FLEVAL, FLAPPR, PAEVAL)..	69
	APPENDIX C (Certified Public Accountant – CPA).....	70
	APPENDIX D (Certified Employee Benefit Specialist - INACTIVE & Certified Compensation Professional – INACTIVE)	71
	APPENDIX E (Certified Tax Collection – ATXCLR).....	72
	APPENDIX F (Certified Purchasing & Contract Professional – PRCHCT)	73
	APPENDIX G (Corrections Department Trades – CRTRD)	74
	APPENDIX H (Correctional Officer Maintenance Supervisor – COMNSP)	75
	APPENDIX I (Hazardous Duty – HZRDWS)	76
	APPENDIX J (Hazardous Duty Pay – HZD2WS).....	77
	APPENDIX K (Airfield Proficiency Allowance – AIRFLD).....	79
	APPENDIX L (Code Enforcement FACE - CEL).....	81
XXX.	PAY GRADE RANGES	82
	(Table 1A) Mayoral Pay Grade Ranges (G00-G07) Applies to Bargaining Units E, G, K, M, and P.	82
	(Table 2A) Mayoral Pay Grade Ranges – (G00-G17) Applies to Non-Bargaining Unit L—.....	83
	(Table 3A) – Executive Salary Ranges	84
	(Table B) Non-Mayoral Pay Grade Ranges – (20-37) Applies to Non-Bargaining Unit L .	84
	(Table C) Sworn Pay Grade Ranges – (G88-G92) Applies to Non-Bargaining Unit L –.....	85
	(Table 1D)- Clerical Salary Ranges –(A series) Applies to Bargaining Units G, K, and M —.....	85
	(Table 2D)- Clerical Salary Ranges – (A series) Applies to Non-Bargaining Unit L–	85
	(Table E) - Clerical Salary Ranges – (D series) –	86
	(Table F) Other Salary Ranges – (B series).....	86
	(Table 1G)- (P series) – Applies to Bargaining Units E and P —	87
	(Table 2G)- Property Appraiser/ Office of Inspector General/County Attorney Ranges – (P series) – Applies to Non-Bargaining Unit L .	87
	(Table 3G)- Administrative Office of the Court Pay Grade Ranges-AOC (G01-G30).....	88

(Table H) Medical Examiner Pay Grade Ranges – (M series) Applies to Non-Bargaining Unit L...	89
(Table 1I) – Information Technology Salary Ranges – (I series) – Applies to Bargaining Units—..	89
(Table 2I) – Information Technology Salary Ranges (I series) Applies to Non-Bargaining Units L –	90
(Table J) – Office of the Property Appraiser Salary Ranges (Z series)–	91
XXXI. PAY PLAN GUIDE.....	92
Pay Plan Guide for Employees Hired Prior To November 1, 1991	92
Pay Plan Guide for Employees Hired On or After November 1, 1991, Unless Otherwise Specified In a Collective Bargaining Agreement	92
Pay Plan Guide for Employees Covered Under the TWU Collective Bargaining Agreement	93
Employees Hired Prior To October 14, 1986.....	93
Employees Hired On or After October 14, 1986 - October 12, 1992	93
Employees Hired On or After October 13, 1992	93
DTPW Revenue Collectors (8042) Hired Prior to October 13, 1992.....	93
DTPW Revenue Collectors (8042) Hired On or After October 13, 1992.....	94
XXXII. TRAINEE RATE FOR TWU BARGAINING UNIT EMPLOYEES HIRED ON OR AFTER OCTOBER 13, 1992	94
XXXIII. BIWEEKLY PAY PERIODS & COUNTY HOLIDAYS 2023 MEMORANDUM	95
XXXIV. BIWEEKLY PAY PERIODS & COUNTY HOLIDAYS 2024 MEMORANDUM	97

THE CLASSIFIED SERVICE PORTION OF THE PAY PLAN FOR THE COUNTY SERVICE SHALL BE ADMINISTERED IN ACCORDANCE WITH THE REQUIREMENTS OF ARTICLE IV OF THE MIAMI-DADE COUNTY CODE AND CHAPTER V OF THE PERSONNEL RULES PAY PLAN PROVISIONS.

Miami-Dade County is committed to building and sustaining an organizational climate that embraces the potential and enhances the contributions of all employees by promoting inclusion, equity, and respect. Our mission is to employ a highly qualified and diverse workforce by promoting and ensuring equal employment opportunities as well as open competitive recruitment practices, providing competitive salary and benefit models, and developing the full potential of our workforce by providing training and development for career enhancement.

The Miami-Dade County, Human Resources Department (HR) is dedicated to ensuring that County employees are properly classified in their current job classification and compensated equitably and fairly in accordance with Federal, State and local policies. Below is a summary of the pay plan changes represented in the FY 2023-2024 First Edition Pay Plan:

FY 2023-2024 Maintenance Summary	
New Classifications	167
Abolished	8
Regraded	511
Selective Adjustment	911
Title Change	9
Salary and Title Change	25
Total Changes	351

Pay Plan Summary	Count	Percent
On Step	1,743	54%
On a Range	1,470	45%
Flat Rate	36	1%
Total Classifications	3,249	
Exempt	1,327	41%
Classified	1,922	59%
Union	1,757	54%
Non-Bargaining	1,492	46%

I. GROSS COMPENSATION

All rates in the salary schedule represent base compensation. Rates for hourly employees are displayed in the biweekly schedule; however, specific hourly rates used for computation are enumerated in the Rate Table in the back of the Pay Plan. Rates do not include the cost of the value of meals, uniforms, housing, other fringe benefits, supplements, exceptions or bonuses. Official payroll computations are based on the hourly rates appearing in the Pay Plan. Payroll disbursements are made biweekly and correspond with the biweekly schedules.

II. WORKWEEK HOURS

All pay rates are established on the basis of a forty (40) hour workweek, unless otherwise noted. Most full-time County employees are scheduled to work forty (40) hours weekly. Exact days and hours of work may vary. Hourly paid employees entitled to overtime shall receive it in accordance with applicable laws and collective bargaining agreements. Classification titles designated with a plus (+) are assigned to a "job basis" work schedule. Employees serving in these positions are required to work varying schedules as necessary to accomplish the required work. The majority of these positions will normally require a forty (40) hour workweek, but if more than forty (40) hours of work are required, overtime compensation provisions shall not apply. Non-full-time, job basis employees will be treated as hourly employees and are eligible for overtime if they work 40 hours in the workweek.

The workweek for all County personnel shall be from 12:01 a.m. Monday to 12:00 midnight the following Sunday except for some employees in the Transport Workers Union bargaining unit whose workweek shall be from 12:01 a.m. Sunday to 12:00 midnight the following Saturday. The workweek as herein defined shall be the basis for determining overtime compensation except for employees engaged in fire protection or law enforcement activities.

III. FURLOUGH LEAVE

Furlough leave is defined as hours observed without pay.

IV. OVERTIME COMPENSATION

Non-bargaining unit employees serving in eligible (non-job basis) classifications shall receive overtime compensation at the rate of one and one-half times their assigned hourly rate of pay.

All work authorized to be performed by full-time, non-job basis, non-bargaining unit employees in excess of eight hours work performed per day, as determined by the Department shall be considered overtime work. Except as otherwise provided in collective bargaining agreements, for the purpose of defining and computing overtime. Absences from duty in pay status shall not be considered as time worked, except that:

- (a) Time off with pay for education leave shall be considered as time worked.
- (b) Time off on a County recognized holiday falling on the employee's regularly scheduled workday shall be considered as time worked. This includes a scheduled Floating Holiday or Birthday Holiday and Holiday Leave.
- (c) Administrative leave shall be considered as time worked.

The computation of overtime pay and charging of leave time will be rounded to the nearest quarter of an hour, except for those employees represented by the Transport Workers Union whose computation will be governed by the prevailing collective bargaining agreement.

Compensatory time may not be granted in lieu of overtime payment, except where provided for in collective bargaining agreements and subject to maximum accruals set by law. If compensatory time credits are permitted in lieu of cash payment, leave will accrue at the rate of one and one-half times the time worked, rounded to the nearest quarter of an hour and in accordance with applicable overtime rules.

Although certain classifications have been designated as job basis, it must be emphasized that Fair Labor Standards Act (FLSA) regulations on exemptions from overtime payment address the actual job duties of the employee and are not concerned with job titles, civil service classifications or other group identifications. This makes it difficult to generalize whether any particular class of employees is exempt from overtime without looking at individual work duties. Therefore, it is important to understand that job basis designations for County job classifications reflected within this Pay Plan do not necessarily ensure compliance with the overtime eligibility provisions of the Fair Labor Standards Act for specific positions. Departments should consult the Human Resources Department on FLSA issues of overtime eligibility for specific positions.

Unless otherwise provided in a collective bargaining agreement, an employee required to work at least two hours immediately subsequent to his normal work shift, as a continuous extension of same, shall be provided with a one-half hour rest break with pay.

V. SPECIAL PAY PROVISION

(A) Leadworker

When recommended by the concerned departmental appointing authority and approved by the Human Resources Department, an employee may be designated as a leadworker if the following conditions exist:

A leadworker is assigned responsibility by the appointing authority to functionally supervise one or more employees who are ordinarily classified the same as the leadworker. Leadworkers perform their tasks under the direction of a supervisor of a higher level. Supervisors usually cannot be present to give constant supervision to the work because of duties and assignments which take them to other areas. Leadworkers cannot rate the performance of an employee and cannot sign off on performance evaluations.

Leadworker designations may also be authorized by the Human Resources Department for certain positions where extraordinary duties and responsibilities are required. An employee designated as a leadworker shall receive the equivalent of one (1) pay step. A leadworker pay provision does not affect the employee's pay anniversary date. Leadworker pay provisions may be assigned and removed at the sole discretion of the County. (LEAD)

It is the responsibility of each department to carefully monitor leadworker assignments and to remove the (LEAD) pay supplement once the leadworker assignment ends.

(B) Trainee

An employee officially designated as a trainee by the Human Resources Department may be compensated at a salary step below the minimum rate established for the classification. The trainee rate is calculated by reducing the entry salary step by an amount equivalent to the percentage difference between pay steps of the subject classification. The specific pay rate, length of training period, and pay advancement must be approved by the Human Resources Department for each training program.

VI. SHIFT DIFFERENTIAL

(A) Night Shift (Non-Bargaining)

Non-bargaining unit employees, who are assigned to a work shift having the major portion of the hours scheduled after 6:00 p.m. shall receive the equivalent of two (2) pay steps. (NGT2)

A work schedule which is divided equally before and after 6:00 p.m. shall entitle an assigned employee to the equivalent of one (1) pay step. (NGT1S)

Employees assigned to work schedules which encompass 24-hour shifts are ineligible for this pay differential except where provided for in the collective bargaining agreement. Employees in the classification of Guard and Guard Supervisor are not eligible for this pay differential.

Night shift pay differential shall not be included in the payment of accrued annual, sick, holiday or compensatory leave upon separation from the County service, nor shall it be considered as part of base pay for the purpose of calculating promotions.

Employees may be assigned to an irregular night shift for one or more days in a standard workweek. Night shift pay differential will be authorized for each complete night shift worked in the workweek.

(B) Night Shift (Bargaining Unit)

Refer to each respective collective bargaining agreement for eligibility and rate of payment.

VII. SPECIAL WORK SHIFTS

6008 GUARD

1277 GUARD SUPERVISOR

Night shift differential does not apply to the classifications listed above.

4101 FIREFIGHTER

4105 FIRE LIEUTENANT

4110 FIRE CAPTAIN

4111 CHIEF FIRE OFFICER

4113 FIRE DEPARTMENT HELICOPTER CO-PILOT

4114 FIRE DEPT HELICOPTER PILOT

Employees in the classifications listed above are assigned to shifts averaging 48 hours weekly. Incumbents may be assigned to non-combat duties and work a 40-hour week with no reduction in pay.

VIII. SERVICE PAY PREMIUMS

Eligibility for Long Service Pay Premiums (Longevity Bonuses) will be determined by the Mayor for non-bargaining unit exempt and classified employees who work in departments under the Mayor's purview. The determination of whether such premiums shall be paid to employees who work in departments or offices that are not under the Mayor's purview shall be within the discretion of the appropriate appointing authority. Bargaining unit employees shall be paid in accordance with the terms and conditions of their collective bargaining agreement.

(A) Service In-Grade Pay (Longevity Steps)

Employees may receive additional pay step increments for continuous service in the same classification. Eligibility calculations for service in-grade requirements are based on County service after October 1, 1957. Eligibility criteria is defined in Administrative Order 7-19; except as otherwise provided in collective bargaining agreements.

1. Advancement by one-half pay step (pay supplement) may be made on the employee's pay anniversary date after completion of two (2) consecutive years of service at the maximum rate of the salary range. Such advancement will be one-half pay step beyond the normal maximum rate. (HRSTP)
2. Advancement to longevity step 1 (L1) may be made after completion of five (5) consecutive years of service at the maximum rate of the salary range. Such advancement shall be one (1) pay step beyond the normal maximum rate.
3. Advancement by one-half pay step (pay supplement) may be made on the employee's pay anniversary date after completion of two (2) consecutive years of service at longevity Step 1 of the salary range. Such advancement will be one-half pay step beyond longevity Step 1. (HRSTP)
4. Advancement to longevity step 2 (L2) may be made after completion of five (5) consecutive years of service at longevity step 1 of the salary range. Such advancement shall be one (1) pay step beyond longevity step 1.
5. Advancement by one-half pay step (pay supplement) may be made on the employee's pay anniversary date after completion of two (2) consecutive years of service at longevity Step 2 of the salary range. Such advancement will be one-half pay step beyond longevity Step 2. (HRSTP)
6. Advancement to longevity step 3 (L3) may be made after completion of five (5) consecutive years of service at longevity step 2 of the salary range. Such advancement shall be one (1) pay step beyond longevity step 2.

Longevity Bonus Award

The Mayor, at his/her discretion, may change or eliminate the longevity bonus award (LBA) benefits for non-bargaining unit classified and exempt employees under his/her purview. The determination of whether such premiums shall be paid to employees who work in departments or offices that are not under the Mayor's purview shall be within the discretion of the appropriate appointing authority.

Bargaining unit employees shall be paid in accordance with the terms and conditions of their collective bargaining agreement.

Employees with fifteen (15) or more years of full-time continuous (uninterrupted) County service may be eligible for an annual lump sum longevity bonus in accordance with the following schedule:

Years of Full-time Continuous Service	% of Base Salary
15	1.5
16	1.6
17	1.7
18	1.8
19	1.9
20	2.0
21	2.1
22	2.2
23	2.3
24	2.4
25	2.5
26	2.6
27	2.7
28	2.8
29	2.9
30	3.0
31	3.1%
32	3.2%
33	3.3%
34	3.4%
35 or more	3.5%

Employees who separate from the County service in good standing for reasons beyond their control are eligible for a pro-rated longevity bonus based on the number of creditable pay period. Employees who separate from the County service in good standing are:

- Employees in the Deferred Retirement Option Program and resign in accordance with program guidelines on the last day the employee is permitted to work.
- Employees who have died while employed in the County service.
- Employees whose medical problems force them to take disability retirement.
- Employees who separate as a result of layoff.

(B) Employee Service Award Program

The Service Awards Program was established to recognize Miami-Dade County employees for continued years of loyal and dedicated service. Employees are presented with a service pin beginning on their 5th anniversary with the County and every five years thereafter. Employees with 30 years of service are also given an acrylic trophy before the Board of County Commissioners, and every 5 years thereafter. In addition, to the pin and trophy, employees in service years 30, 35, 40 and 45 receive a cash award. Eligible employees will receive the cash award, as detailed below:

Years of Continuous Dedicated Service	Milestone Award
30 Years of Service	\$125
35 Years of Service	\$250
40 Years of Service	\$375
45+ Years of Service	\$500

IX. SALARY ADMINISTRATION

The Mayor, at his/her discretion, may change or eliminate the employees' insurance contribution; restore or suspend flex dollars, premium pay, merit increases, longevity bonus award benefits; and revise the employees' merit increases for non-bargaining unit classified and exempt employees under his/her purview.

The determination of whether merit increases shall be paid to employees who work in departments or offices that are not under the Mayor's purview shall be within the discretion of the appropriate appointing authority.

Bargaining unit employees shall be paid in accordance with the terms and conditions of their collective bargaining agreement.

Salary increases within appropriate ranges shall be recommended on the basis of merit rather than solely on the basis of the passage of time.

For employees hired prior to November 1, 1991 with no subsequent break in County service on or after that date, Step 5 will be the entrance step and advancement to the second pay step (pay step 6) may be recommended after one (1) year of continuous, meritorious service, unless otherwise specified by a collective bargaining agreement (CBA). Further advancement in a pay range may be recommended after pay step six (6) is granted at one (1) year intervals up to the maximum step in a pay range.

For employees hired on or after November 1, 1991, pay step 1 will be the entrance pay step and advancement to the second pay step (pay step 2) may be recommended after one (1) year of continuous, meritorious service, unless otherwise specified by a CBA. Further advancement in a pay range may be recommended after pay step two (2) is granted at one (1) year intervals up to the maximum step in a pay range.

Upon approval by the Human Resources Department, non-bargaining unit employees who are exempt and occupy professional, administrative and secretarial classifications may be placed on pay step 99 in the Pay Plan. The range for these employees will be defined as minimum, pay step 1, and maximum, pay step 12.

Certain classifications in the classified service are comprised of pay grades in lieu of pay steps. Employees appointed to the entrance minimum of such a pay grades will be eligible for a merit increase

after completion of 26 pay periods of continuous, satisfactory job performance. Such merit increases shall not exceed five (5%) percent, unless otherwise approved by the Mayor.

Exempt employees in secretarial classifications who are appointed to the entrance minimum of the clerical pay grades will be eligible for a merit increase after the completion of thirteen (13) pay periods of continuous, satisfactory job performance, unless otherwise specified by a CBA.

The rules and regulations and collective bargaining agreement with the Transport Workers Union Local 291 prescribe additional salary and work schedule administrative practices for employees covered by the TWU agreement. For employees hired prior to November 1, 1991, the entry level is pay step 5. Refer to the Pay Plan Guide for entry steps for employees in TWU classifications on pages 112-113.

Red Circle

The Red Circle policy provides temporary salary preservation to employees who have been negatively impacted due to a job classification review, organizational review or layoff related action. This policy does not apply to disciplinary demotions. Voluntary demotions will be evaluated on a case-by-case basis. All red circle requests must be approved by the Mayor or appropriate appointing authority for employees not within the Mayor's purview

- The Red Circle policy provides for the employee's salary to be frozen, red circled, for a time period equal to one pay period for each year of continuous full-time service.
- The employee's salary will remain red circled until the conclusion of the time period or until such time that an across-the-board wage adjustment to the new classification eliminates the necessity of the red circle, whichever occurs first.
- At the conclusion of this time period, the employee's salary will be reduced to no more than the maximum pay step of the new pay range for the new position.
- The time period for the red circle calculation will commence at the time the employee exits his/her position to which the red circle applies.
- During the red circle period, the employee is not eligible for an across-the-board wage adjustment/cost of living increase.

X. INTERMEDIATE RATE HIRING POLICY

Department Directors may have the authority to offer external candidates an intermediate hiring rate depending on the employee's bargaining unit. The intermediate rate offer should be based upon extraordinary circumstances such as extensive relevant experience, difficult to hire skills set, advanced credentials or certifications, or a demonstrated difficulty hiring or retaining employees in a particular field. It is the responsibility of county departments to monitor the usage of the intermediate rate hiring policy in order to ensure that internal pay inequities do not occur. The intermediate rate hiring policy does not apply to rehired retirees as per IO 7-44 or classifications in the following bargaining units: AFSCME Local 121 – Water & Sewer; AFSCME Local 199 – General; AFSCME Local 1542 – Aviation; and AFSCME Local 3292 – Solid Waste.

XI. REHIRING OF COUNTY RETIREES IMPLEMENTING – ORDER 7-44

As per Implementing Order No. 7-44, applicants that have retired from County service or have separated with the County and have drawn from their FRS investment account and seek re-employment with Miami-Dade County shall be subject to the County's regular hiring process, including job applications, testing and interviews where applicable, and if hired shall start at the entry level of the salary rate. These employees may only be hired above the entry level salary level if approved by a 2/3 vote of the Board of County Commissioners.

XII. PROMOTIONS

A promotion is the assignment of an employee to a classification having a higher maximum salary than his/her current classification. The maximum pay rate is the maximum of the pay range for classifications assigned to a pay grade range or the third longevity step (L3) for classifications assigned to a pay step range. The employee's date of hire must be considered when calculating a promotional increase. For an employee hired prior to November 1, 1991, the entry level is step 5 and for an employee hired after November 1, 1991, the entry level is step 1, unless otherwise specified by a collective bargaining agreement, such as in the case of the TWU.

A promotional increase for an employee being promoted in the exempt service is at the discretion of the corresponding department director; however, the typical promotional increase is 5% above the employee's current pay rate, or the minimum of the pay grade, whichever is greater. Salary increases greater than 5% must be approved by the Mayor or appropriate appointing authority for employees not within the Mayor's purview.

An employee being promoted in the classified service is granted at least a one (1) pay step increase above the pay step within the employee's current classification, provided such increase does not surpass the maximum of the new pay range.

When an employee in a pay grade is promoted to a classification with pay steps, then the salary is determined by adding 5% to the current biweekly rate. The new pay rate must be equal to or exceed the minimum rate of the new pay step range.

An employee being promoted in the classified service, who is within three pay periods of receiving a scheduled merit increase, shall receive the merit increase prior to calculating the promotional rate of pay provided the employee's performance is satisfactory. The performance evaluation must be submitted in order for the merit increase to be considered.

The application of promotional calculation provisions which reference pending merit increases will be determined by the Mayor for non-bargaining unit exempt and classified employees, who work in departments under the Mayor's purview. The determination of the application of promotional calculation provisions to employees, who work in departments or offices that are not under the Mayor's purview, shall be within the discretion of the appropriate appointing authority. Bargaining unit employees shall be paid in accordance with the terms and conditions of their collective bargaining agreement.

XIII. LATERALS

A lateral transfer is the movement of an employee from one division or department to another with the employee remaining in the same classification or a lateral position. Employees transferring to a new department must serve a new probationary period unless the transfer is due to layoff actions. Department Directors may have the ability to grant a one pay step increase or 5% increase for non-bargaining unit lateral actions. A Transfer Personnel Change Request (PCR) for non-bargaining employees requesting pay increases greater than 5% within a year must be approved by the Mayor.

XIV. DEMOTIONS

A demotion is the assignment of an employee to a classification having a lower maximum salary than his/her current classification. The maximum rate for a classification is defined as the maximum of the pay grade range or is the third longevity step (L3) for classifications assigned to a pay step range.

A demotion of an employee in the classified service will be determined by comparing the maximum salary (as referenced above) of both the old and new classifications. If the new maximum is a decrease in salary of one step or more, the personnel action will be considered a demotion. If the decrease is

less than one step, the personnel action will be considered a lateral pay action, and the employee preserves his/her classified rights to the former classification.

When an employee in the classified service is demoted as the result of a disciplinary action, the employee will be credited with time served in all the classifications that are higher than the classification to which the employee is being demoted. There will be no change in anniversary date.

When an employee is demoted to a classification with a salary range and the employee's current salary falls within the range of the new classification, the employee will be placed in the range with no change in salary. There will be no change in anniversary date.

When an employee is demoted to a classification with a salary range and the employee's current salary exceeds the maximum of the salary range of the new classification, the employee will be placed at the maximum of the salary range. There will be no change in anniversary date.

When an employee is demoted due to failure of probation, the employee will be returned to the pay step in the prior classification from which he/she was promoted. Time served in the higher class will be credited toward his/her merit increase in the lower class. There will be no change in anniversary date.

When an employee is demoted as the result of layoff/pipeline assistance, ADA placement, voluntary or administrative actions and the employee's rate of pay falls between pay steps in the lower classification, the employee will be placed on the next highest step, not to exceed longevity step 3 (L3). The anniversary date will not be changed.

XV. DELEGATION OF AUTHORITY FOR PERSONNEL/COMPENSATION ITEMS

Delegated to Chiefs and/or their designees for their respective portfolios:

- Recruitments of Department Directors
- Review of promotion and new hires of Division Directors from the Chief's respective portfolio
- Employee Performance Reviews for direct reports
- Merit increase request (up to five percent) for Assistant Directors and above from the Chief's respective portfolio
- Performance Based Bonuses other than executive level staff
- Special Pay Adjustments for employees other than executive level staff
- Requests for Classification Action for Assistant Directors and above
- Exemptions from the Classified Service
- Pipeline assistance requests
- Leave requests (Department Directors and Chief's immediate staff)

Delegated to the Director of the Office of Management and Budget:

- Temporary Position Overages

XVI. TEMPORARY JOB CLASSIFICATIONS AND SALARY RANGES

The Mayor or the County Attorney may establish, assign and maintain appropriate job classifications, salary ranges, and pay supplements for classified service as well as exempt service positions as deemed operationally necessary on a temporary basis until such time as the appropriate Pay Plan Amendment is submitted to the Board of County Commissioners for adoption. These salary ranges shall be established to meet budgetary needs as determined by the Mayor or County Attorney, but in no event shall they exceed the ranges of similar existing classifications or pay grades contained in this Pay Plan.

XVII. RECLASSIFICATIONS OR CLASSIFICATION REVIEWS

A classification review is appropriate when a job classification:

- has gained significant new and/or additional duties and responsibilities;
- when recruitment for the position has not yielded suitable or qualified candidates;
- when the compensation level is not competitive with the market.

The Human Resources Office of Compensation and Job Analysis reviews all reclassification requests and makes a final determination after careful review, market studies, organization structure comparisons, and field audits as needed.

Actions resulting from Reclassifications:

- **Reclassification Granted**

Reclassifications are granted if the above criteria regarding additional duties is met. The employee is placed in a different classification with the new salary structure and is placed on probation status (if applicable) with a change in anniversary date.

- **Selective Adjustments**

When the classification is deemed to be non-competitive with the market or the internal organizational structure (internal equity), then the values of the steps are adjusted, and the incumbent's (step and salary) are adjusted accordingly; their status and anniversary dates remain unchanged.

- **Reclassification vs. Recruitment**

When a new classification is established, an open competitive recruitment must be initiated.

- **Classification Regrade**

When a classification is regraded (minimum and maximum of the salary range adjusted), the classification is adjusted, not the incumbent. The incumbent's salary is not automatically adjusted. All requests for salary adjustments as a result of a regrade must be accompanied by a justification memo and approved by the Mayor or the Mayor's designee, or the appropriate appointing authority for employees not within the Mayor's purview

Appeals:

If the reclassification request is denied, and the classification is in the classified service and in a bargaining unit, the employee or department may appeal the denial to the HR Director within 14 days of having received notice. Employees in classifications exempt from the classified service, that reside within a bargaining unit may appeal the denial to the HR Director within 14 days of having received notice. Non-bargaining unit employees in classifications exempt from the classified service are not

entitled to appeal when a reclassification request is denied. Classification reviews are not conducted to upgrade or reward exemplary performance by any employee.

XVIII. EXECUTIVE AND EXEMPT PROFESSIONAL/MANAGERIAL PAY RANGES

The Mayor will establish and maintain appropriate pay grades for exempt professional/managerial and senior exempt executive employees. These employees may receive increases within the ranges indicated below on the basis of a performance review by the Mayor or the Mayor's designee. These ranges represent biweekly minimum and maximum compensation. Longevity pay step increments will not apply to these classifications.

XIX. SALARY REVIEWS FOR EXEMPT NON-BARGAINING UNIT PROFESSIONAL/MANAGERIAL EMPLOYEES

A Department Director may recommend a performance-based salary increase greater than 5% within an employee's merit review year. Increases greater than 5% must be approved by the Mayor or the Mayor's designee.

The determination of whether merit increases shall be paid to employees who work in departments or offices that are not under the Mayor's purview, shall be within the discretion of the appropriate appointing authority. Employees who work in departments that are not under the Mayor's purview shall be paid in accordance with the authority of that elected official or executive officer.

The Mayor, at his/her discretion, may change or eliminate merit increases for non-bargaining unit classified and exempt employees under his/her purview.

XX. PERFORMANCE-BASED BONUS FOR NON-BARGAINING UNIT EMPLOYEES

Non-bargaining unit employees may be eligible for a one-time, non-recurring, performance-based bonus. These bonuses do not change employees' base pay or anniversary date. Such bonus payments must be authorized by the Mayor, the Mayor's designee or the County Attorney.

XXI. EXECUTIVE BENEFIT PROGRAM

Executive benefits may be provided to incumbents occupying positions deemed eligible by the Commissioners, County Attorney, Mayor and other elected officials, to participate in the County's Executive Benefit Program. Executive benefits, for employees who are not under the Mayor's purview, may be provided to eligible employees at the discretion of the appropriate appointing authority.

Benefit Description	Annual Amount			
	E1	E2	E3*	C1**
Executive Benefit Allowance	\$10,000	\$8,500	\$7,500	\$18,000
Car Allowance	\$6,500	\$5,200	\$1,950	\$10,500
401A Contribution	\$1,500	\$0	\$0	\$61,000
Expense Allowance	\$0	\$0	\$0	\$43,000
Total Value of Benefits	\$18,000	\$13,700	\$9,450	\$132,500
*EA: Employees who may be eligible for Group 3 benefits, but who are designated to receive a benefits allowance less than \$7,500.				
*EH: Employees who may be eligible for Group 3 benefits, but who receive a car allowance only. They do not receive a benefits allowance.				
**C1: Benefit plan designated for Miami-Dade County Commissioners. 401A contribution amount shall be reduced if required by law.				

The Mayor or County Attorney may review this program periodically and implement any changes that are deemed appropriate to further the purpose of the program.

XXII. EXEMPT CLASSIFICATIONS

Certain classifications have been designated as exempt from the classified service as set forth in Section 2-41 of the Code of Miami-Dade County, Florida.

XXIII. WAGE ADJUSTMENTS & OTHER BENEFITS FOR NON-BARGAINING UNIT EMPLOYEES AND COUNTY OFFICERS

The following compensation and benefit changes for all non-bargaining unit exempt and classified employees who work in departments under the Mayor's purview shall be implemented.

The determination of whether these changes shall be applied to employees who work in departments or offices that are not under the Mayor's purview shall be within the discretion of the appropriate appointing authority.

The proposed budget for FY 2023-2024 includes funding for the Mayor to authorize a Cost of Living Adjustment (COLA) for all non-bargaining unit employees under the Mayor's purview. The amount and effective date of the COLA is to be determined.

(A) Retirement

In accordance with Florida Statute 121.055, those employees who occupy exempt executive level County positions, who are in the classifications of Chief (formerly Deputy Mayor), Department Director, Deputy Department Director, and Assistant Department Director are hereby designated to be in the Senior Management Service Class of the Florida Retirement System.

(B) Group Insurance and Flex Dollars

The Mayor, at his/her discretion, may restore or suspend flex dollar benefits for non-bargaining unit, classified and exempt employees under his/her purview. The determination of whether such premiums shall be paid to employees who work in departments or offices that are not under the Mayor's purview shall be within the discretion of the appropriate appointing authority.

The County will provide \$1,000 annually or \$38.46 biweekly in Flex Dollars to all County employees eligible for group health insurance.

Employees enrolled in the AvMed High Option HMO, AvMed Select Network HMO, Jackson First Medical Plans or equivalent Advantage Plans will receive an additional \$5 biweekly for total Flex dollars of \$43.46 biweekly.

Employees enrolled in the County's Point of Service (POS) Medical Plan or equivalent Advantage Plans shall be required to contribute to the cost of single coverage.

XXIV. LIVING WAGE - SECTION 2-8.9 OF THE CODE OF MIAMI-DADE COUNTY

On May 11, 1999, the Board of County Commissioners passed and adopted the Living Wage Ordinance. This establishes a Living Wage requirement for personnel hired pursuant to County service contracts and for County employees. The Living Wage to be paid by the County to its employees is not subject to the annual indexing and instead is subject to negotiation within the collective bargaining structure. For the purpose of administering the Living Wage, certain classifications will not be considered eligible. These classifications include those that only receive stipends; those whose funding is prescribed by grants; and those that solely provide on-the-job work experience (interns).

Living Wage for County contracts:

- \$16.51 per hour with qualifying health benefits valued at least \$3.83 per hour, otherwise \$20.34 per hour.

XXV. FEDERAL AND STATE MINIMUM WAGE

- Federal Minimum Wage: \$7.25 per hour – Effective July 24, 2009
- State Minimum Wage: \$11.00 per hour – Effective September 30, 2022*

*Effective September 30, 2023, Florida's minimum wage will increase from \$11.00 per hour to \$12.00 per hour

The Human Resources Department is authorized to affect the necessary adjustments in compensation to ensure compliance with both the Federal Minimum Wage Law and the State Minimum Wage by paying whichever is greater.

XXVI. U.S. DEPARTMENT OF LABOR – FAIR LABOR STANDARDS ACT (FLSA)

The Human Resources Department will carefully monitor any changes to FLSA guidelines and advise departments.

XXVII. STIPEND/FLAT OR HOURLY RATE CLASSIFICATIONS

The following classifications are paid via a stipend or flat rate:

OCC CODE	TITLE	RATE KIND	MIN SALARY	MAX SALARY
000808	Administrative Trainee	F	\$18.16	\$18.16
003169	Area Supervisor	F	\$24.40	\$24.40
003094	CAHSD Doctoral Intern	F	\$15.00	\$15.00
000227	College Intern	F	\$15.00	\$15.00
003241	Farm Worker Trainee 1	F	\$3.00	\$3.00
003771	Foster Grandparent	F	\$3.15	\$3.15
001839	Information Tech Intern	F	\$16.52	\$16.52
003168	Lead Site Supervisor	F	\$21.22	\$21.22
007120	Library Page	F	\$15.45	\$15.45
007118	Library Tutor	F	\$36.43	\$36.43
000870	Management Trainee	F	\$21.43	\$21.43
008717	Mayor's Intern	F	\$15.00	\$15.00
007202	Park Service Aide	F	\$15.45	\$15.45
007211	Pool Manager	F	\$22.84	\$22.84
007208	Pool/Lake Lifeguard	F	\$16.48	\$16.48
009569	Property Appraiser Season Clerk	F	\$14.94	\$14.94
007283	Pros Children's Trust Ast Instr	F	\$27.86	\$27.86
007201	PROS Seasonal Programs Ast	F	\$15.00	\$15.00
003772	Senior Companion	F	\$3.15	\$3.15
007209	Senior Pool/Lake Lifeguard	F	\$18.49	\$18.49
003870	Sfwib Work Exp Participant	F	\$9.93	\$9.93
000232	Student Intern	F	\$15.00	\$15.00
009695	Summer Youth Intern	F	\$11.00	\$11.00
007213	Swim Instructor	F	\$17.51	\$17.51

XXVIII. COMPONENTS OF PAY

The Mayor, at his/her discretion, may change or eliminate any pay supplement designated for non-bargaining unit classified and exempt employees under his/her purview.

Special allowances are provided for employees as described in Section A (Page 21) after approval by the Department Director and the Human Resources Department or as otherwise designated. It is the responsibility of the concerned department to monitor employees' eligibility for salary supplements. Unless otherwise specified by the terms of a collective bargaining agreement, employees will become eligible for salary supplements effective the beginning of the next pay period following the receipt of all required documentation by the Human Resources Department.

Eligible employees in a classification assigned to a pay grade or non-step salary range may receive a pay supplement. Pay Supplements are additional components of pay which are added to an employee's base pay. The types of pay supplements may be in the form of a step-based increase, percent or flat biweekly dollar amount. The calculation of base pay plus supplements is defined as the employee's Adjusted Rate. The adjusted hourly rate is the rate used to pay all regular and overtime hours.

(A) Components of Pay in Alphabetical Order

TITLE	DESCRIPTION	TYPE OF SUPPLEMENT	CODE INFORMS	AFSCME 121 Water & Sewer	AFSCME 1542 Aviation	AFSCME 3292 Solid Waste	AFSCME 199 General	GSAF Professional	GSAF Supervisors	IAFF	PBA Rank & File	PBA Supervisors	Transport Workers Union	Non-Bargaining
Acting Rank Police	Any employee who is officially designated by the appropriate departmental authority to act in a rank higher than his permanent rank and actually performs said duties shall receive a one-step increase provided the tenure of service in the acting rank is a minimum of one (1) normal workday.	1 Step	ACTRK (15)								X			
Air Rescue Fire	Fire personnel assigned full-time duties on "Air Rescue" units will receive the equivalent of one (1) pay step. Employees, who are otherwise eligible but are at maximum or longevity steps, will receive 5% above their regular rate.	1 Step	AIRRS (0N)							X				X
Air Truck Fire	Fire personnel assigned full-time duties on "air truck" units will receive the equivalent of one (1) pay step. Employees, who are otherwise eligible but are at maximum or longevity steps, will receive 5% above their regular rate.	1 Step	AIRTRK (0K)							X				
Aircraft Operators	Police Officers, Police Sergeants, and Police Lieutenants regularly assigned to and actually operate aircraft, possessing an appropriate license who are not classified as Aircraft Operators shall receive three (3) pay steps.	3 Step	PLNAOP (63)								X	X		
Aircraft Tech FAA Airframe Cert	Employees in the Aircraft Technician classification and Aircraft Technician Supervisor classifications, who possess and maintain current an FAA Airframe Certificate, will receive the equivalent of one (1) pay step.	1 Step	ATAFC (1L)				X		X					
Aircraft Tech Power Plant Cert	Employees in the Aircraft Technician classification and Aircraft Technician Supervisor classifications, who possess and maintain current a Power Plant Mechanic Certificate, will receive the equivalent of one (1) pay step.	1 Step	ATPPC (1K)				X		X					
Airfield Proficiency Allowance	Full-time Aviation Department maintenance employees, who have completed 13 pay periods in classifications listed in Appendix K, are eligible to receive an Airfield Operating Area Proficiency Allowance equivalent to two (2) pay steps.	2 Step	AIRFLD (23)		X			X	X					

TITLE	DESCRIPTION	TYPE OF SUPPLEMENT	CODE INFORMS	AFSCME 121 Water & Sewer	AFSCME 1542 Aviation	AFSCME 3292 Solid Waste	AFSCME 199 General	GSAF Professional	GSAF Supervisors	IAFF	PBA Rank & File	PBA Supervisors	Transport Workers Union	Non-Bargaining
Airport Attendant Auxiliary Airport	Aviation Department employees in the classification of Airport Attendant, who are assigned by the Department to an auxiliary airport, may be eligible to receive the equivalent of one (1) pay step. This pay allowance replaces the leadworker supplement previously received by these employees. In no event shall an employee be eligible for both pay supplements.	1 Step	INACTIVE (0Y)		X									
Airport Certified Fire Rescue & Fire Department Certified	Firefighting personnel, who are Certified Fire Rescue and Miami-Dade Fire Rescue Department certified and assigned to Airport units, shall receive 5%.	Percent	AIRPY (85)						X					
Animal Services Department	Full time bargaining unit employees in the Animal Services Department in the classifications of ASD Animal Care Specialist, Animal Care Specialist Coordinator, Animal Services Rescue Coordinator, ASD Customer Service Clerk, ASD Customer Service Supervisor 1, ASD Shelter Clerk (Receiving Clerk), Manager ASD Shelter Program, ASD Facilities Manager, Veterinarian Technician, ASD Adoption Clerk, ASD Transport Operator, ASD Transport Specialist, ASD Enrichment Specialist, Veterinary Assistant, ASD Disposal Technician, and Maintenance Mechanic, shall receive a five percent (5%) pay supplement.	Percent	ANMLSD (AS)				X		X					
Appraiser or Assessment Evaluator	Employees in the Office of the Property Appraiser in the classifications listed in Appendix B who possess a current certification in good standing from the American Society of Appraisers (ASA-Urban or ASA-Real Estate), or the American Institute of Real Estate Appraisers (M.A.I.), or the Society of Real Estate Appraisers (SRPA), or the International Association of Assessing Officers (CAE), shall receive two (2) pay steps. Employees are eligible up to the maximum number of pay supplements delineated in appendix B of the Pay Plan.	2 Step	AAEVAL (22§)				X		X					X
Arsons Unit Investigators	Employees with permanent status in the classifications of Police Officer and Police Sergeant who are assigned full-time as Investigators in the Miami-Dade Police Department's Arsons Unit and who meet all protocols established and maintained by the Department will	1 Step	ARSUNT (1R)								X			

TITLE	DESCRIPTION	TYPE OF SUPPLEMENT	CODE INFORMS	AFSCME 121 Water & Sewer	AFSCME 1542 Aviation	AFSCME 3292 Solid Waste	AFSCME 199 General	GSAF Professional	GSAF Supervisors	IAFF	PBA Rank & File	PBA Supervisors	Transport Workers Union	Non-Bargaining
	be eligible to receive a one (1) pay step supplement.													
ASE 1 Master Truck Equipment Tech.	Employees who are performing automotive mechanic related duties and their direct supervisors who attain and maintain current the Master Truck Equipment Technician Automotive Service Excellence (ASE) certification may be eligible to receive \$1,000 per year to be paid in biweekly installments of \$38.46.	Flat Rate	MSTREQ (5I)	X			X		X					
ASE 2 Automotive	Employees who are performing automotive mechanic related duties and their direct supervisors, who attain and maintain current a minimum of eight (8) Automotive Service Excellence (ASE) certifications in the Automotive specialty or become an ASE certified Master Automobile Technician may be eligible to receive \$2,000 per year to be paid in biweekly installments of \$76.92. Payment for the aforementioned incorporates payment for ASE Supplement 5H.	Flat Rate	ASE8CT (5J)	X	X		X	X	X					
ASE Automotive Certifications (4)	Employees who are performing automotive mechanic related duties and their direct supervisors, who attain and maintain current a minimum of four (4) valid Automotive Service Excellence (ASE) certifications in the automotive specialty may be eligible to receive \$1,000 per year to be paid in biweekly installments of \$38.46. Payment will be made following the fourth (4 th) ASE obtained.	Flat Rate	ASE4AT (5H)	X	X		X	X	X				X	
ASE Certifications Heavy Truck (4)	Employees who are performing automotive mechanic related duties and their direct supervisors, who attain and maintain current a minimum of four (4) valid Automotive Service Excellence (ASE) certifications in the heavy truck specialty, may be eligible to receive \$1,000 per year to be paid in biweekly installments of \$38.46. Payment will be made following the fourth (4 th) ASE obtained.	Flat Rate	ASE4HT (5P)				X	X	X				X	

TITLE	DESCRIPTION	TYPE OF SUPPLEMENT	CODE INFORMS	AFSCME 121 Water & Sewer	AFSCME 1542 Aviation	AFSCME 3292 Solid Waste	AFSCME 199 General	GSAF Professional	GSAF Supervisors	IAFF	PBA Rank & File	PBA Supervisors	Transport Workers Union	Non-Bargaining
ASE Collision Repair & Refinish (3)	Full-time Bus Body Technicians, their direct supervisors, and DTPW Operation/Maintenance Instructors, who attain and maintain current three (3) valid Automotive Service Excellence (ASE) certifications in the Collision Repair and Refinish "B-series" specialty may be eligible to receive \$1,000 per year to be paid in biweekly installments of \$38.46. Payment will be made following the third (3 rd) valid ASE certificate obtained.	Flat Rate	INACTIVE (5T)						X				X	
ASE Collision Repair & Refinish (4)	Full-time Bus Body Technicians, their direct supervisors, and DTPW Operation/Maintenance Instructors who attain and maintain current four (4) valid Automotive Service Excellence (ASE) certifications in the Collision Repair and Refinish "B-series" specialty may be eligible to receive \$2,000 per year to be paid in biweekly installments of \$76.92. Payment for the aforementioned incorporates payment for the ASE Pay Supplement, Collision Repair and Refinish, 3 Certifications.	Flat Rate	ASE4 (5S)					X	X				X	
ASE Heavy Truck Certifications (7)	Employees who are performing automotive mechanic related duties and their direct supervisors, who attain and maintain current a minimum of seven (7) Automotive Service Excellence (ASE) certifications in the Heavy Truck specialty or become an ASE Certified Master Heavy Truck Technician may be eligible to receive \$2,000 per year to be paid in biweekly installments of \$76.92. Payment for the aforementioned incorporates payment for ASE Supplement 5P.	Flat Rate	ASE7HT (5K)	X			X	X	X				X	
Assistant Training Officer	Correctional Officers, Corporal and Sergeants designated as Assistant Training Officers will receive the equivalent of one (1) pay step.	1 Step	TRNOFC (03)								X			
Associate in Risk Management Certification	Employees in the Risk Management Casualty and Property Insurance Manager and Risk Management Specialist classifications, who possess and maintain the Associate in Risk Management (ARM) certification, may be eligible to receive a pay supplement equivalent to one (1) pay step.	1 Step	INACTIVE (1V)					X						X

TITLE	DESCRIPTION	TYPE OF SUPPLEMENT	CODE INFORMS	AFSCME 121 Water & Sewer	AFSCME 1542 Aviation	AFSCME 3292 Solid Waste	AFSCME 199 General	GSAF Professional	GSAF Supervisors	IAFF	PBA Rank & File	PBA Supervisors	Transport Workers Union	Non-Bargaining
Automotive Trades Allowance	Automotive maintenance journeymen with permanent status in classifications designated in the Collective Bargaining Agreement (For AFSCME 1542 please refer to Article 65 of the contract - employees whose pay rates are over maximum will receive a trades allowance amounting to a gross payment of \$20 biweekly.) & (For AFSCME 199 please refer to Article 45 of the contract) will receive a Trades Allowance of \$20.00 biweekly.	Flat Rate	AUTOTA (61)		X		X							
Boot Camp	Correctional Officers, Corporals, Sergeants and Lieutenants who are designated as Certified drill instructors and assigned by the Department to the Corrections and Rehabilitation Boot Camp will be eligible to receive a (1) pay step supplement.	1 Step	BTCMP (00)								X	X		
Cadastral & Sr. Cadastral Tech	Employees in the Cadastral Technician, Senior Cadastral Technician classifications as well as employees in other classifications, who possess and maintain a current certification for the Cadastral Mapping Specialist (CMS) or Certified Cadastral of Florida (CCF) from the International Association of Assessing Officers (IAAO), may be eligible to receive the equivalent of one (1) pay step.	1 Step	INACTIVE (1M)		X		X							
Career Development	Law enforcement personnel, who meet the requirements as defined in Section 943.22 (1) (b), Florida Statutes, employed prior to June 30, 1972, shall receive \$9.23 biweekly for each 80 hours training unit successfully completed under the Police Standards Council certified and established Career Development Programs.	Flat Rate	CRDV1 (50) CRDV6 (51) CRDV2 (55) CRDV3 (56) CRDV4 (57) CRDV5 (58) INACTIVE (59) CRDVMX (4M) INACTIVE (5A) CDEV MX (60)								X	X		

TITLE	DESCRIPTION	TYPE OF SUPPLEMENT	CODE INFORMS	AFSCME 121 Water & Sewer	AFSCME 1542 Aviation	AFSCME 3292 Solid Waste	AFSCME 199 General	GSAF Professional	GSAF Supervisors	IAFF	PBA Rank & File	PBA Supervisors	Transport Workers Union	Non-Bargaining
Certification of Florida Evaluators	Employees in the Office of the Property Appraiser in the classifications listed in Appendix B who possess a current certification in good standing from the American Institute of Real Estate Appraisers (RM), or the Society of Real Estate Appraisers (SRA), or the American Society of Appraisers (ASA – Ad Valorem, ASA – Residential), or the International Association of Assessing Officers (PPS or RES) shall receive one (1) pay step. Employees are eligible up to the maximum number of pay supplements delineated in appendix B of the Pay Plan. §.	1 Step	FLEVAL (08§)				X		X					X
Certified Addiction Professional (CBAPF)	Employees in the Rehabilitative Services Supervisor, Rehabilitative Services Administrator, Clinical Psychologist 1, Clinical Psychologist 2, Clinical Psychologist 3, Psychological Specialist 1, Mental Health Assessment Specialist, Juvenile Assessment Supervisor, Juvenile Assessment Counselor and Child Development Quality Assurance Supervisor classifications, who are required by the Community Action and Human Services to authorize treatment plans in the Office of Rehabilitative Services may be eligible to receive the equivalent of one (1) pay step. Eligible employees must be licensed by the State of Florida, pursuant to Chapter 490 or 491, as a Psychologist, Clinical Social Worker, Mental Health Counselor, or Marriage and Family Therapist or must be certified by the Certification Board for Addiction Professionals of Florida as a Certified Addiction Professional.	1 Step	HSCERT (20)					X	X					X
Certified Compensation Professional	Employees in the classifications listed in Appendix D, who obtain and maintain current the Certified Compensation Professional certification may be eligible to receive the equivalent of one (1) pay step.	1 Step	INACTIVE (1F)					X						X
Certified Employee Benefit Specialist	Employees in the classifications listed in Appendix D, who obtain and maintain current the Certified Employee Benefit Specialist certification may be eligible to receive the equivalent of one (1) pay step.	1 Step	INACTIVE (17)					X						X

TITLE	DESCRIPTION	TYPE OF SUPPLEMENT	CODE INFORMS	AFSCME 121 Water & Sewer	AFSCME 1542 Aviation	AFSCME 3292 Solid Waste	AFSCME 199 General	GSAF Professional	GSAF Supervisors	IAFF	PBA Rank & File	PBA Supervisors	Transport Workers Union	Non-Bargaining
Certified Forensic Computer Examiners	Police Officers and Police Sergeants assigned to the Forensic Computer Laboratory who are certified Forensic Computer Examiners by the International Association of Computer Investigative Specialists shall receive a one (1) pay step supplement.	1 Step	CRTFCE (ZL)								X			
Certified Fraud Examiner	Employees in the BCC Senior Auditor classification or other auditor title classifications in the county service, who obtain and maintain a current Certified Fraud Examiner Certification from the Association of Certified Fraud Examiner (ACFE) or other comparable organizations may be eligible to receive 5%.	Percent	CFEC											X
Certified Internal Auditor	Employees in the BCC Associate Auditor, BCC Senior Auditor and the BCC Audit Manager classifications, who possess and maintain a current valid license for Certified Internal Auditor (CIA) may be eligible to receive a 5% supplemental increase. This supplement is mutually exclusive with the CPA supplement.	Percent	CIA (8Q)											X
Certified Professional Secretary	Employees in clerical classifications who possess current certification as a Certified Professional Secretary (CPS) may be eligible to receive the equivalent of one (1) pay step.	1 Step	CRTPSC (19)	X	X		X		X					X
Certified Public Accountant	Employees in accounting classifications listed in Appendix C, who obtain and maintain current a valid license from the State of Florida as a Certified Public Accountant (CPA) may be eligible to receive the equivalent of one (1) pay step.	1 Step	CPA (10)		X			X	X					X
Certified Rehabilitation Counselor Certification	Employees, who obtain and maintain current the Certified Rehabilitation Counselor Certification (CRCC) and who are assigned to work with disabled individuals or with disability issues may be eligible to receive the equivalent of one (1) pay step. Employees will not be eligible for multiple Certified Rehabilitation Counselor Certification supplements.	1 Step	INACTIVE (RC)					X	X					
Firefighting Personnel - COMM Division	Firefighting personnel who are assigned full time duties in the Communications Division shall be paid at a rate one (1) step above their regular rate of pay, except employees at the maximum step of the pay range shall receive 5% above their regular rate.	1 Step	CHFRA (ZN)							X				

TITLE	DESCRIPTION	TYPE OF SUPPLEMENT	CODE INFORMS	AFSCME 121 Water & Sewer	AFSCME 1542 Aviation	AFSCME 3292 Solid Waste	AFSCME 199 General	GSAF Professional	GSAF Supervisors	IAFF	PBA Rank & File	PBA Supervisors	Transport Workers Union	Non-Bargaining
CNG-Fuel System Inspector	DTPW Operations/Maintenance Instructors, DTPW Mechanic Shop Supervisors, DTPW Operations/Maintenance Training Supervisors, and DTPW Field Test Engineer who become CNG Fuel System Inspectors will be eligible to receive a one (1) pay step increase.	1 Step	CNGISP (FI)					X	X					
Code Enforcement (FACE)	Full time bargaining unit and non-bargaining employees in the Department of Regulatory and Economic Resources listed in Appendix L are eligible for pay supplement(s) based on various levels of certification with the Florida Association of Code Enforcement ("FACE") and the requirements in Appendix L.	Percent	CEL1 (CO) CEL2 (C2) CEL3 (C3) CEL4 (C7)				X							X
Code Compliance Division Inspectors	Full time bargaining unit and non-bargaining employees in the Department of Regulatory and Economic Resources in the classifications of roofing inspector, plumbing inspector, mechanical inspector, electrical inspector, building inspector, and building trade section supervisor while assigned in the Code Compliance Division shall receive a ten (10%) percent supplement for building trade code enforcement.	Percent	CDIVIN (CD)				X							X
Compressed Natural Gas (CNG) Certification	Bus Maintenance Technicians and Body Shop Technicians who obtain their CNG certificates shall receive a five percent (5%) pay supplement	Percent	CNGASC (CN)										X	
Competency Milestone	Employees in classifications (Dispatcher/Supervisors, Complaint Officers/Supervisors and Communication Coordinators) may be eligible to receive a 16% competency pay supplement.	Percent	COMP2 (8S)							X	X			
Contaminated Areas	Internal Services Department employees in the classifications of Plumber, Carpenter, Electrician, and Refrigeration AC Mechanic shall receive a \$50 biweekly supplement while performing duties in highly contaminated areas.	Flat Rate	CONTAR (CA)				X							
Corrections Technician IRB/CSB	Full time bargaining unit employees in the Miami-Dade Corrections and Rehabilitation Department in the classification of Correction Technician (CT) assigned to Intake Release Bureau (IRB) and the Court Services	1 Step	CTTCHCT				X							

TITLE	DESCRIPTION	TYPE OF SUPPLEMENT	CODE INFORMS	AFSCME 121 Water & Sewer	AFSCME 1542 Aviation	AFSCME 3292 Solid Waste	AFSCME 199 General	GSAF Professional	GSAF Supervisors	IAFF	PBA Rank & File	PBA Supervisors	Transport Workers Union	Non-Bargaining
	Bureau (CSB), shall receive one (1) pay step supplement.													
Correction Trade	Corrections and Rehabilitation Department employees in trade classifications listed in Appendix G, who are designated by the Department to work in the jail facilities, may be eligible to receive the equivalent of two (2) pay steps.	2 Step	CRTRD (Z2)				X							
Correctional LT, Police Captain	Police Captains and Correctional Lieutenants assigned to normal and regular supervisory duties, shall receive \$150.00 biweekly.	Flat Rate	PSSUPP (46)									X		
Correctional Maintenance Supervisor	Corrections and Rehabilitation Department employees in trade supervisory classifications listed in Appendix H, who are designated by the Department to work in the jail facilities, may be eligible to receive the equivalent of two (2) pay steps.	2 Step	COMNSP (Z3)						X					
Correctional Officer as Recreational Officer	Correctional Officers and Correctional Corporals who are designated by the Department to function as Recreation Officers or Counselor/Case Managers, may be eligible to receive the equivalent of one (1) pay step increase.	1 Step	CRREC (Z1)								X			
Courtroom Clerk 1 - Unified Family Court	Clerk of Court's employees in the classification of Courtroom Clerk 1, who are assigned courtroom duties involving Unified Family Court Cases, in addition to performing assigned duties of a Courtroom Clerk 1 in the Family Division, may be eligible to receive the equivalent of one (1) pay step.	1 Step	CRTFAM (1P)				X							
Courtroom Clerk 1	Clerk of Courts employees in the classification of Courtroom Clerk 1, Court Records Supervisor 2 and Court Records Supervisor 3 performing courtroom functions assigned to District Operations Division, and employees in the classifications of Tax Collection Clerk 1 and Tax Collection Clerk 2, who are assigned to the South Dade Government Center may be eligible to receive the equivalent of one (1) pay step.	1 Step	CRTDIS (0Z)				X		X					

TITLE	DESCRIPTION	TYPE OF SUPPLEMENT	CODE INFORMS	AFSCME 121 Water & Sewer	AFSCME 1542 Aviation	AFSCME 3292 Solid Waste	AFSCME 199 General	GSAF Professional	GSAF Supervisors	IAFF	PBA Rank & File	PBA Supervisors	Transport Workers Union	Non-Bargaining
Courts - Primary Clerk	Clerk of the Courts employees, who are assigned as the primary clerk to an Administrative Judge, Associate Administrative Judge or Associate Judge, may be eligible to receive the equivalent on one (1) pay step. This pay allowance replaces the leadworker supplement previously received by these employees. In no event shall an employee be eligible for both pay supplements.	1 Step	CRTPRM (0W)				X							
Courts Central DV Intake Unit Family Division	Employees in the Clerk of Courts Family Division, working in the classifications of Court Records Supervisor 2, Courts Records Supervisor 3, Court Records Specialist 2, and Courtroom Clerk 1 conducting DV intake interviews in the DV intake areas and assigned to District Operations Division, who are serving as supervisors over the Central DV Intake Unit Family Division, may be eligible to receive the equivalent of one (1) pay step.	1 Step	CRTCNT (ZH)				X		X					
Criminalist 1, 2 & 3 - Certified	Miami-Dade Police Department employees in the classifications of Criminalist 1, Criminalist 2, MDPD Criminalist Supervisor or Manager, MDPD Crime Laboratory, who obtain and maintain current certification from either the American Board of Criminalistics (ABC), the Association of Firearm and Tool Mark Examiners (AFTE) or the American Board of Forensic Document Examiners (ABFDE), will receive the equivalent of one (1) pay step.	1 Step	CRMCRT (1D)								X	X		
Dispatchers Associate Degree	Fire Rescue Dispatchers and Fire Rescue Dispatcher Supervisors who receive an Associate or higher degree in Emergency Management, Emergency Medical Services or Computer Science shall receive a one-step pay increase.	1 Step	DISPAD (AD)							X				
DTPW PTRD Enforcement Officer & Roadway Lighting Inspector	Full bargaining unit employees in the Department of Transportation and Public Works in the classification of PTRD Enforcement Officer and Roadway Lighting Inspector shall receive a fifty (\$50) bi-weekly pay supplement.	Percent	TPPAY (TP)				X							

TITLE	DESCRIPTION	TYPE OF SUPPLEMENT	CODE INFORMS	AFSCME 121 Water & Sewer	AFSCME 1542 Aviation	AFSCME 3292 Solid Waste	AFSCME 199 General	GSAF Professional	GSAF Supervisors	IAFF	PBA Rank & File	PBA Supervisors	Transport Workers Union	Non-Bargaining
DTPW Traffic Control	Full time bargaining unit employees in the Department of Transportation and Public Works in the classifications of DTPW Traffic signal Construction Inspector, Traffic Analyst 2, Traffic Control Systems Specialist, Traffic Maintenance Repairer, Traffic Signal Technician 1, and Traffic Signal Technician 2 shall receive a three (3%) pay supplement.	Percent	TRFCTL (TC)				X							
Educational Incentive Pay	Law enforcement personnel who meet the requirements defined in Sections 943.22 (1) (b), and (2) (c), Florida Statutes, with a "Bachelor's degree", will receive \$36.93 biweekly or the equivalent of one (1) pay step, whichever is greater. Firefighting personnel, who receive an Associate Degree or higher in Fire Science Technology, Emergency Medical Service, or Fire Administration, or any equivalent program approved in advance by the Miami-Dade Fire Rescue Department and Human Resources Department, shall receive a one (1) step pay increase. Employees exempt from the classified service who are currently receiving the one (1) step supplement for a Bachelor's degree and exempt employees whose classification maximum pay rate is less than the maximum pay rate for Police Captain shall receive \$36.93 biweekly or the equivalent of one (1) pay step, whichever is greater.	1 Step	EDINCP (06)						X	X	X			
Electronic Courtroom	Clerk of Court employees in the classification of Courtroom Clerk 1, who are assigned to work in an electronic courtroom environment may be eligible to receive the equivalent of a one pay (1) step supplement increase.	1 Step	ELECRT (1C)				X							
EMD Medical Dispatcher Certification	Employees in the EMD Quality Assurance Specialist 1 and EMD Quality Assurance Specialist 2 classifications, who are certified as an Emergency Medical Dispatcher (EMD) through the National Academy of Emergency Medical Dispatch, will receive the equivalent of one (1) pay step. This pay supplement will replace the leadworker designation previously received by these employees.	1 Step	FRDISP (98)					X	X					

TITLE	DESCRIPTION	TYPE OF SUPPLEMENT	CODE INFORMS	AFSCME 121 Water & Sewer	AFSCME 1542 Aviation	AFSCME 3292 Solid Waste	AFSCME 199 General	GSAF Professional	GSAF Supervisors	IAFF	PBA Rank & File	PBA Supervisors	Transport Workers Union	Non-Bargaining
Emergency Vehicle Technician Level 1	Employees who service and maintain fire apparatus and their direct supervisors, who attain and maintain current a Level 1 Emergency Vehicle Technician (EVT) Fire or Ambulance certification may be eligible to receive \$500 per year to be paid in biweekly Installments of \$19.23.	Flat Rate	L1EMR (5L)		X		X		X					
Emergency Vehicle Technician Level 2	Employees assigned to the Fire Department, who service and maintain fire apparatus and their direct supervisors, who attain and maintain current a Level 2 Emergency Vehicle Technician (EVT) Fire or Ambulance certification may be eligible to receive \$1,000 per year to be paid in biweekly installments of \$38.46. Payment for the aforementioned incorporates payment for EVT Pay Supplement 5L.	Flat Rate	L2EMR (5M)				X		X					
Emergency Vehicle Technician Level 3	Employees assigned to the Fire Department, who service and maintain fire apparatus and their direct supervisors who attain and maintain current a Master Level III Emergency Vehicle Technician (EVT) Fire or Ambulance certification may be eligible to receive \$1,500 per year to be paid in biweekly installments of \$57.69. Payment for the aforementioned incorporates payment for EVT Pay Supplement 5L and 5M.	Flat Rate	L3EMR (5N)				X		X					
EMS Personnel-Fire	Bargaining unit employees assigned full-time by the Department to the Emergency Medical Services (E.M.S.) Division and/or the Health and Safety Divisions shall receive 5% pay supplement above their regular rate of pay.	Percent	ERMED (87)							X				
EMTs or Paramedics (Non-Protocol Certification)	Firefighting personnel, who are State Certified Emergency Medical Technicians or State Certified Paramedics who do not have Department Paramedic Protocol Certification, shall be paid at a rate of 19.% above their regular rate of pay.	Percent	EMTNC (NC)							X				
Enforcement Officer (Solid Waste)	Full time bargaining unit employees in the Solid Waste Management Department in the classifications of Waste Enforcement Officer 1, Waste Enforcement Officer 2 shall receive a three percent (3%) pay supplement.	Percent	WSTENF (EO)				X		X					

TITLE	DESCRIPTION	TYPE OF SUPPLEMENT	CODE INFORMS	AFSCME 121 Water & Sewer	AFSCME 1542 Aviation	AFSCME 3292 Solid Waste	AFSCME 199 General	GSAF Professional	GSAF Supervisors	IAFF	PBA Rank & File	PBA Supervisors	Transport Workers Union	Non-Bargaining
Explosive Materials	Law enforcement personnel assigned full-time to a bomb detection unit whose actual duties include locating and/or removing of explosive materials shall receive two (2) pay steps. Assigned canine handlers who possess a certification for explosive detection are eligible.	2 Step	EXPMAT (47)								X	X		
FDLE Certification	Law enforcement personnel in the classifications of Police Officer, Police Sergeant, Police Lieutenant, Police Captain, Correctional Officer, Correctional Corporal, Correctional Sergeant, , and Correctional Lieutenant who possess and maintain certification by the State of Florida Department of Law Enforcement (FDLE) Criminal Justice Training Commission will be eligible for a 5.5% pay supplement.	Percent	FDLE (Z9)								X	X		
FDLE Training Certification	Police Officers, Police Sergeants, Correctional Officers, Correctional Corporals, Correctional Sergeants, and Correctional Lieutenants assigned to the Training Bureau who attain and maintain certification by the Florida Department of Law Enforcement's Criminal Justice Standards and Training Commission by completing the requirements of the Instructor Technique Workshop or Curriculum Maintenance System course shall receive a one (1) pay step supplement.	1 Step	FDLECT (ZK)								X	X		
Field Training Coordinators	Police Lieutenants and Correctional Lieutenants, who are designated to function as Field Training Coordinators, and all Police Lieutenants, Police Captains, and Correctional Lieutenants assigned to the Miami Dade Public Safety Institute will receive a two (2) step pay supplement.	2 Step	FTCRD (ZM)									X		
Field Training Officer	All Police Officers and Police Sergeants certified as Canine Certified Instructors and function as such will receive a one (1) step pay supplement.	2 Step	FTO (16)								X			

TITLE	DESCRIPTION	TYPE OF SUPPLEMENT	CODE INFORMS	AFSCME 121 Water & Sewer	AFSCME 1542 Aviation	AFSCME 3292 Solid Waste	AFSCME 199 General	GSAF Professional	GSAF Supervisors	IAFF	PBA Rank & File	PBA Supervisors	Transport Workers Union	Non-Bargaining
Field Training Supervisor	All Police Officers, Police Complaint Officers, Police Dispatchers and Police Communications Coordinators certified as Field Training Officers or Communication Training Officers who are assigned to the field training program will receive a two (2) step salary supplement. All Police Sergeants, Police Complaint Supervisors 1, Police Complaint Supervisors 2, Police Dispatch Supervisors 1 and Police Dispatch Supervisors 2, who are designated by the Miami-Dade Police Department to function as Field Training Supervisors or Communications Training Supervisor, will receive the equivalent of a two (2) step pay increase. This pay supplement will replace the leadworker designation previously received by these employees.	2 Step	FTSPVR (Z7)								X	X		
Fingerprint - IAI Certificate	Miami-Dade Police Department employees in the Fingerprint Analyst 1, Fingerprint Analyst 2, Fingerprint Supervisor, Fingerprint Superintendent and Latent Fingerprint Examiner classifications, who possess latent print certification from the International Association for Identification (IAI), will receive the equivalent of one (1) pay step. This pay supplement will replace the leadworker designation previously received by these employees.	1 Step	IAICRT (Z8)								X	X		
Fire Associate Arts Degree	Firefighting personnel with an approved Associate of Arts degree in accordance with Chapter 633, Florida Statutes, will receive \$23.08 biweekly.	Flat Rate	FIRAA (4A)							X				X
Fire Baccalaureate Degree	Firefighting personnel with a Baccalaureate or higher advanced degrees in accordance with Chapter 633, Florida Statutes, will receive \$50.77 biweekly.	Flat Rate	FIRBA (4B)						X					X
Fire College Personnel	Fire personnel, who are assigned full-time to the Fire College Staff, will receive the equivalent of one (1) additional pay step. Employees, who are otherwise eligible but are at maximum or longevity steps, will receive 5% above their regular rate.	1 Step	FIRCLG (13)						X					

TITLE	DESCRIPTION	TYPE OF SUPPLEMENT	CODE INFORMS	AFSCME 121 Water & Sewer	AFSCME 1542 Aviation	AFSCME 3292 Solid Waste	AFSCME 199 General	GSAF Professional	GSAF Supervisors	IAFF	PBA Rank & File	PBA Supervisors	Transport Workers Union	Non-Bargaining
Fire Diver's Pay	In accordance with the applicable provision of the Collective Bargaining Unit, bargaining unit employees, who are certified department authorized divers in accordance with rules, regulations, and protocols established and maintained by the Fire Department, will be eligible to receive an underwater rescue pay supplement of one (1) step. The Mayor and the Director of the Miami-Dade Fire Rescue Department shall retain the authority and discretion to determine the number of employees who will receive this pay supplement.	1 Step	DIVEX (5G)							X				
Fire Hazardous	Fire personnel shall receive hazardous duty pay of \$175.00 biweekly. Employees on trainee status are not eligible.	Flat Rate	HZDFIR (5C)							X				
Fire Investigator I	Employees assigned full time to the Fire Investigation Bureau who have attained and maintain Fire Investigator I Certification shall receive 1% above their regular rate of pay.	Percent	FRINV1 (8I)							X				
Fire Investigator II	Employees assigned full time to the Fire Investigation Bureau who have attained and maintain Fire Investigator II Certification shall receive an additional 2% (for a cumulative total of 3%) above their regular rate of pay.	Percent	FRINV2 (8J)							X				
Fire Investigator III	Employees assigned full time to the Fire Investigation Bureau who have attained and maintain Fire Investigator III Certification shall receive an additional 3% (for a cumulative total of 6%) above their regular rate of pay.	Percent	FRINV3 (8K)							X				
Fire Investigator IV	Employees assigned full time to the Fire Investigation Bureau who have attained and maintain Fire Investigator IV Certification shall receive an additional 3% (for a cumulative total of 9%) above their regular rate of pay.	Percent	FIRNV4 (8L)							X				
Fire Pers., Bureau Officer-in-Charge	Fire personnel assigned full-time as Bureau Officer-in-Charge will receive the equivalent of one (1) additional pay step. Employees who are otherwise eligible but are at maximum or longevity steps will receive 5% above their regular rate.	1 Step	OFFIC (12)							X				

TITLE	DESCRIPTION	TYPE OF SUPPLEMENT	CODE INFORMS	AFSCME 121 Water & Sewer	AFSCME 1542 Aviation	AFSCME 3292 Solid Waste	AFSCME 199 General	GSAF Professional	GSAF Supervisors	IAFF	PBA Rank & File	PBA Supervisors	Transport Workers Union	Non-Bargaining
Fire Prevention Inspector I	Employees assigned full-time to the Fire Prevention Division who have attained and maintain their Fire Prevention Inspector I Certification shall receive an additional 1% above their regular rate of pay.	Percent	FIRIC1 (8D)							X				
Fire Prevention Inspector II	Employees assigned full-time to the Fire Prevention Division who have attained and maintain their Fire Prevention Inspector II Certification shall receive an additional 2% above their regular rate of pay (for a cumulative total of 3%) above their regular rate of pay.	Percent	FIRIC2 (8E)							X				
Fire Prevention Inspector III	Employees assigned full-time to the Fire Prevention Division who have attained and maintain their Fire Prevention Inspector III Certification shall receive an additional 2% above their regular rate of pay (for a cumulative total of 5%) above their regular rate of pay.	Percent	FIRIC3 (8F)							X				
Fire Safety Bureau-Certified Inspector	Firefighting personnel who are assigned full-time to the Fire Safety Bureau, and who are State of Florida Certified Inspectors, shall receive an additional 3% during their assignment to the Fire Prevention Division.	Percent	FIRISP (84)							X				
Fire Safety Bureau Personnel	Firefighting personnel who are assigned full-time to the Fire Safety Bureau, will receive the equivalent of one (1) pay step. Employees who are otherwise eligible but are at maximum or longevity will receive 5% above their regular rate.	1 Step	FRSFTY (14)							X				
Fire Safety Specialist Fire Inspector 2	Full time bargaining unit employees in the Fire Department in the classifications of Fire Safety Specialist 1, Fire Safety Specialist 2, and MDRF Fleet Management Assistant Facility Supervisor PRO who have attained and maintain State of Florida Fire Inspector 2 Certification shall receive a one (1) pay step increase above their regular rate.	1 Step	FIRSSF (FS)				X		X					
Fire Safety Inspector 3	Fire Inspection Bureau OICs who have attained and maintain State of Florida Fire Safety Inspector III Certification will receive a pay supplement of 5% above their regular rate of pay. This pay supplement is not cumulative with the pay supplement in A.8c.	Percent	FR3FI% (8T)							X				
State of Florida Fire Inspector 2 Certification	Fire Code Compliance Administrator with State of Florida Fire Inspector II Certification shall receive a one (1) pay step increase.	1 Step	FI2CRT (IC)					X						

TITLE	DESCRIPTION	TYPE OF SUPPLEMENT	CODE INFORMS	AFSCME 121 Water & Sewer	AFSCME 1542 Aviation	AFSCME 3292 Solid Waste	AFSCME 199 General	GSAF Professional	GSAF Supervisors	IAFF	PBA Rank & File	PBA Supervisors	Transport Workers Union	Non-Bargaining
Fireboat Operator - Fire	Firefighting personnel certified by the Department as Technical Rescue Technicians or Marine Firefighters and assigned full time duties on a technical response truck (TRT) or marine firefighting unit (Port of Miami) shall be paid at a rate one step above the regular rate of pay.	1 Step	FBOP (FO)							X				
Fire-EMS Captains & Lieutenants	E.M.S. Captains and Fire Lieutenants assigned to the Department's Emergency Medical Services (E.M.S.) Division's Operations Bureau shall be paid 2.5% above their regular rate of pay in lieu of Article 25.1 (Night Differential) and remain on their current schedule (average 43-hour work week schedule).	Percent	EMSC&L (88)							X				
Firefighter Driver/ Operator	Firefighters certified as "Driver Operators", who are assigned full-time as operators on fire apparatus, will receive the equivalent of one (1) pay step. Employees, who are otherwise eligible but are at maximum or longevity steps will receive 5% above their regular rate.	1 Step	DVOP (02)							X				
Fire Rescue Response - Non EMT	Fire personnel, who respond to rescue calls, shall receive an additional 5%, excluding: (1) personnel who receive assignment pay under Article 6.2 of the Collective Bargaining Agreement, and (2) personnel who receive assignment pay under employees classified as a Fire Department Helicopter Pilot, or Fire Helicopter Chief Pilot will be eligible for this supplement, but not the supplement provided for in Article 6.2.	Percent	FRRSCN (8R)							X				
Fire Rescue Self-Contained Breathing Apparatus (SCBA) Technician Certification	Full time bargaining unit Fire Department employees in the classification of MDRF Protective Equipment Safety Technician who attain and maintain the MDRF SCBA Technician certification shall receive a two and one-half percent (2.5%) pay supplement	Percent	FRSCBA (BA)				X							

TITLE	DESCRIPTION	TYPE OF SUPPLEMENT	CODE INFORMS	AFSCME 121 Water & Sewer	AFSCME 1542 Aviation	AFSCME 3292 Solid Waste	AFSCME 199 General	GSAF Professional	GSAF Supervisors	IAFF	PBA Rank & File	PBA Supervisors	Transport Workers Union	Non-Bargaining
First Lieutenant	Employees in the Police Lieutenant classification, who are designated by the Miami-Dade Police Department to function as First Lieutenant, and employees in the Correctional Lieutenant classification, who are designated by the Corrections and Rehabilitation Department to function as Facility Executive Officers, will receive the equivalent of a one (1) pay step increase. This pay supplement replaces the leadworker supplement previously received by these employees.	1 Step	FIR1LT (Z6)									X		
First Responders PBA	Employees in the classifications of Police Officer, Police Sergeant, Correctional Officer, Correctional Corporal, Correctional Sergeant, Police Lieutenant, Police Captain, and Correctional Lieutenant, who are classified as "First Responders", which is defined as those employees specifically trained to render initial care to an ill or injured person, are eligible to receive a five percent (5%) pay supplement.	Percent	FRPBA (8M)								X	X		
Florida Certified Fire Inspector II	Employees assigned full time to the Fire Prevention Division who have attained and maintain Fire Prevention Inspector I Certification and State of Florida Certified Fire Inspector II Certification will receive an additional pay supplement of 2% above their regular rate of pay.	Percent	FLFI2 (8H)							X				
Florida Pump Operator Certification	Firefighting personnel in the classification of Firefighter who receive and maintain a State of Florida Pump Operator Certification (PFL) shall receive a pay supplement of \$35 per pay period.	Flat Rate	FLPOC (PO)							X				
Florida Fire Safety Inspector 1 Certification	Firefighting personnel in the classification of Firefighter who receive and maintain a State of Florida Fire Safety Inspector I Certification shall receive a pay supplement of \$25 per pay period. Article 17.1 and Article 17.2 shall not be applicable if maintenance of this certification is only required to comply with this pay supplement.	Flat Rate	FRSF1 (SI)							X				

TITLE	DESCRIPTION	TYPE OF SUPPLEMENT	CODE INFORMS	AFSCME 121 Water & Sewer	AFSCME 1542 Aviation	AFSCME 3292 Solid Waste	AFSCME 199 General	GSAF Professional	GSAF Supervisors	IAFF	PBA Rank & File	PBA Supervisors	Transport Workers Union	Non-Bargaining
Florida Fire Officer 1 Certification	Firefighting personnel in the classification of Fire Lieutenant, Fire Captain, and Chief Fire Officer who receive and maintain a State of Florida Fire Officer I certification shall receive a pay supplement of \$50 per pay period.	Flat Rate	FRFO1 (F1)							X				
Florida Fire Officer 2 Certification	Firefighting personnel in the classification of Fire Lieutenant, Fire Captain, and Chief Fire Officer who receive and maintain a State of Florida Fire Officer II certification shall receive a pay supplement of \$100 per pay period.	Flat Rate	FRFO2 (F2)							X				
Florida State Certified Real Estate Appraiser	Employees in the Office of Property Appraiser in the classifications listed in Appendix B who possess a current certification in good standing of Florida State Certified (Residential or General) Real Estate Appraiser shall receive one (1) pay step. Employees are eligible up to the maximum number of pay supplements delineated in appendix B of the Pay Plan.	1 Step	(ZP\$)				X		X					X
Forensic Artist IAI Certified	Miami-Dade Police Department employees in the MDPD Forensic Artist Classification, who are assigned to the Crime Scene Investigations Bureau and possess and maintain current a Forensic Artist Certification through the International Association for Identification (IAI), will receive the equivalent of one (1) pay step.	1 Step	INACTIVE (1J)								X			
Forensic Health Care Unit	Employees with permanent status in the classifications of Correctional Officer, Correctional Corporal, Correctional Sergeant and Correctional Lieutenant, who are assigned full-time to any Forensic Health Care Unit in the Miami-Dade Corrections and Rehabilitation Department (including but not limited to the Pre-Trial Detention Center, the Woman's Annex and Ward D) and who meet all, training requirements shall receive a one (1) pay step supplement.	1 Step	FRHCR (1S)								X	X		

TITLE	DESCRIPTION	TYPE OF SUPPLEMENT	CODE INFORMS	AFSCME 121 Water & Sewer	AFSCME 1542 Aviation	AFSCME 3292 Solid Waste	AFSCME 199 General	GSAF Professional	GSAF Supervisors	IAFF	PBA Rank & File	PBA Supervisors	Transport Workers Union	Non-Bargaining
Forensic Investigator Certification	Employees of the Medical Examiner Department in the Forensic Investigator, Manager, Forensic Investigator, Forensic Investigations Assistant, and Medical Examiner Case Facilitator classifications, who obtain and maintain current a Forensic Investigator Certification, upon authorization by the Medical Examiner Department and review by the Human Resources Department, will receive the equivalent of one (1) pay step. Employees will not be eligible for multiple Forensic Investigator Certification supplements. Employees will become eligible for this pay supplement effective the beginning of the next pay period following the receipt of all required documentation by the Human Resources Department.	1 Step	INACTIVE (ZG)				X							
Forensic Photographer IAI Certified	Miami-Dade Police Department employees in the MDPD Photographer classification, who are assigned to the Crime Scene Investigations Bureau and possess and maintain current a Forensic Photographer Certification through the International Association for Identification (IAI), may be eligible to receive the equivalent of one (1) pay step. Employees of the Medical Examiner Department in the Forensic Photographer and Forensic Photographer Supervisor classifications, who obtain and maintain current a Forensic Photography Certification through the International Association for Identification (IAI) may be eligible to receive the equivalent of one (1) pay step.	1 Step	FRPIAI (1H)				X	X			X			
Forensic Technician - Embalmers	Employees in the classification of Forensic Technician who receive and maintain embalming licensure from the State of Florida shall receive the equivalent of one (1) pay step.	1 Step	INACTIVE (0D)				X							
Forensic Toxicology Certification	Employees of the Medical Examiner Department in the Toxicologist 1, 2, and 3 classifications, who obtain and maintain current a Forensic Toxicology Certification, may be eligible to receive the equivalent of one (1) pay step for Toxicologist 1 and 5% for Toxicologist 2 and 3. Employees will not be eligible for multiple Forensic Toxicology Certification supplements.	1 Step	FRTOX (1W)											X

TITLE	DESCRIPTION	TYPE OF SUPPLEMENT	CODE INFORMS	AFSCME 121 Water & Sewer	AFSCME 1542 Aviation	AFSCME 3292 Solid Waste	AFSCME 199 General	GSAF Professional	GSAF Supervisors	IAFF	PBA Rank & File	PBA Supervisors	Transport Workers Union	Non-Bargaining
Half Step	All non-bargaining unit employees and all other employees covered by collective bargaining agreement whose agreement explicitly specifies this benefit who are on the maximum of a pay step range, L1, or L2 and whose pay anniversary date is greater than two (2) years, may be eligible for a one-half (½) pay step, as long as there is a current satisfactory or above evaluation on file.	½ Step	HRSTP (HS)	X	X	X	X	X	X	X	X	X	X	X
Hazardous Duty PBA	Sworn bargaining unit employees, as defined by Chapter 943 Florida Statutes, shall receive hazardous duty pay in the amount of \$175.00 biweekly.	Flat Rate	HZDPBA (43)								X	X		
Hazardous Duty Water & Sewer	Employees in the classifications listed in Appendix I, who are performing duties under hazardous or unusual working conditions within specified departmental areas may be eligible to receive the equivalent of one (1) additional pay step depending on their position location.	1 Step	HZRDWS (HZ)	X					X					
Hazardous Duty Water & Sewer	Employees in the classifications listed in Appendix J, who are performing duties under hazardous or unusual working conditions within specified departmental areas may be eligible to receive the equivalent of two (2) additional pay steps.	2 Step	HZD2WS (27)	X					X					
Hazardous Materials - Fire	Fire personnel assigned full-time duties on "haz/mat" units will receive the equivalent of one (1) pay step. Employees, who are otherwise eligible but are at maximum or longevity steps of the salary range, will receive 5% above their regular rate.	1 Step	HZRDFR (0L)							X				
Hazardous Materials Responder	Effective June 14, 2010, the County shall provide a 1% pay supplement to those employees in the Treatment Plant Supervisor, W&S Plant Electrical Supervisor, and W&S Plant Maintenance Supervisor classifications in the Water and Sewer Department who directly supervise those AFSCME Local 121 employees who receive a two (2) pay step supplement as Plant Electricians, Plant Mechanics and Treatment Plant Operators 1 and 2 assigned to Water Production and Wastewater Plants.	Percent	INACTIVE (HK)						X					

TITLE	DESCRIPTION	TYPE OF SUPPLEMENT	CODE INFORMS	AFSCME 121 Water & Sewer	AFSCME 1542 Aviation	AFSCME 3292 Solid Waste	AFSCME 199 General	GSAF Professional	GSAF Supervisors	IAFF	PBA Rank & File	PBA Supervisors	Transport Workers Union	Non-Bargaining
Hazmat Specialist - Fire	<p>Firefighting personnel who are certified by the Department and assigned full time duties in the Hazardous Materials Bureau or on hazmat units shall be paid at one step above their regular rate of pay. Those bargaining unit personnel who are duly certified as Hazmat Specialist in accordance with rules, regulations and protocols established and maintained by the Miami-Dade Fire Rescue Department and assigned full time duties on a Hazardous Materials Specialty Unit (e.g. Hazmat 45) or to the Hazardous Materials Bureau, prior to ratification of this agreement by both parties, shall be paid at one step above their regular rate of pay in addition to the hazmat assignment pay supplement. Employees at the maximum step of the pay range shall receive 5% above their regular rate. All firefighting personnel who achieve Hazmat Specialist certification after ratification of this agreement by both parties, shall be paid 5% above their regular rate of pay for all hours worked on a Hazardous Material Specialty Unit (e.g., Hazmat 45) or if assigned full time duties in the Hazardous Materials Bureau.</p>	1 Step	HZSP (ZD) HZMT (HA)							X				
Heavy Equipment Tech. Auto Mechanic	<p>Employees in the classification of W & S Utility Equipment Technician Heavy Equipment Technicians, and employees in the Internal Services Department in the classifications of Heavy Equipment Technician, Welder, Maintenance Repairer Automotive, and Heavy Truck Tire Repairer, who are performing automotive mechanic related duties on construction, quarry and landfill and garbage/sanitation type equipment shall be eligible to receive the equivalent of one (1) pay step.</p>	1 Step	HEAUTO (1E)	X	X	X								
Honor Guard	<p>Members of the Honor Guard shall receive a \$50 biweekly supplement.</p>	Flat Rate	HNRGRD (HG)							X	X			
HUD Site Manager - Class 1	<p>Public Housing and Community Development employees in the classification of Site Manager, who are assigned by the Department to Class 1 Project Groupings as defined by established criteria for evaluating project management difficulty may be eligible to receive \$100 biweekly.</p>	Flat Rate	INACTIVE (5E)					X						

TITLE	DESCRIPTION	TYPE OF SUPPLEMENT	CODE INFORMS	AFSCME 121 Water & Sewer	AFSCME 1542 Aviation	AFSCME 3292 Solid Waste	AFSCME 199 General	GSAF Professional	GSAF Supervisors	IAFF	PBA Rank & File	PBA Supervisors	Transport Workers Union	Non-Bargaining
Independent Adjuster - Workers' Compensation	Risk Management Division, Internal Services Department, employees in the Legal Claims Adjuster, Liability Claims Adjuster, Liability Claims Investigator, Workers' Compensation Claims Adjuster, and Liability Legal Claims Investigator classifications who are licensed by the Florida Department of Insurance as an Independent Adjuster-Workers' Compensation or as a 5-20 Independent Adjuster may be eligible to receive the equivalent of two (2) pay steps. This pay supplement will replace pay exception code 24 previously received by these employees.	2 Step	FLAINS (29)				X							
Landfill Superintendent	Employees in the Landfill Superintendent shall be eligible to receive the equivalent of one (1) pay step.	1 Step	LNSPR (LS)						X					
Leadworker (Temporary)	Temporary Leadworker assignment.	1 Step	TMPLW (1T)	X	X	X	X	X	X	X	X	X	X	X
Leadworker	<p>When recommended by the concerned departmental appointing authority and approved by the Human Resources Department, an employee may be designated as a leadworker if the following conditions exist: A leadworker is assigned responsibility by the appointing authority to supervise one or more employees who are ordinarily classified the same as the leadworker. Leadworkers perform their tasks under the direction of a supervisor of a higher level. Supervisors usually cannot be present to give constant supervision to the work because of duties and assignments which take them to other areas.</p> <p>Leadworker designations may also be authorized by the Human Resources Department, for certain positions where extraordinary duties and responsibilities are required. An employee designated as a leadworker shall receive the equivalent of one (1) pay step. A leadworker pay provision does not affect the employee's pay anniversary date. Leadworker pay provisions may be assigned and removed at the sole discretion of the County.</p>	1 Step	LEAD (01)	X	X	X	X	X	X	X	X	X	X	X

TITLE	DESCRIPTION	TYPE OF SUPPLEMENT	CODE INFORMS	AFSCME 121 Water & Sewer	AFSCME 1542 Aviation	AFSCME 3292 Solid Waste	AFSCME 199 General	GSAF Professional	GSAF Supervisors	IAFF	PBA Rank & File	PBA Supervisors	Transport Workers Union	Non-Bargaining
Librarian 1 Trainee	Upon successful completion of the Librarian internship, the employees of the Librarian 1 classification will be eligible for a pay supplement equivalent to the difference between the Librarian internship pay rate and the trainee rate of Librarian 1. This supplement will be adjusted as wage adjustments are implemented.	Flat Rate	LIBTRN (LT)					X						
Lifeguard 1 & 2 EMT	Employees in the Ocean Lifeguard 1, Ocean Lifeguard 2, Recreation Specialist 1, Recreation Specialist 2, Aquatics Coordinator, MDRF Lifeguard 1, and MDRF Ocean Rescue Administrator classifications who possess and maintain current an Emergency Medical Technician Certification from the State of Florida shall receive the equivalent of one (1) pay step.	1 Step	LIFGRD (0A)			X	X	X						
Beach Safety Manager & MDRF Lifeguard 2 EMT	Employees in the Beach Safety Manager, MDRF Lifeguard 2 classifications who possess and maintain current an Emergency Medical Technician Certification from the State of Florida shall receive 5% above their regular rate.	Percent	ETPRCT (EP)						X					
Logistical Services Fire	Fire personnel assigned full-time duties in the Logistical Services Division, or the Facilities and Construction Division will receive the equivalent of one (1) pay step. Employees, who are otherwise eligible but are at maximum or longevity steps will receive 5% above their regular rate.	1 Step	LOGIS (0M)							X				
DTPW Supervisor Instructor for Rail	DTPW Rail Supervisory employees, who are designated by the Department to regularly function as instructors for Rail training, shall be eligible to receive the equivalent of one (1) pay step.	1 Step	TRNIST (Z4)						X					

TITLE	DESCRIPTION	TYPE OF SUPPLEMENT	CODE INFORMS	AFSCME 121 Water & Sewer	AFSCME 1542 Aviation	AFSCME 3292 Solid Waste	AFSCME 199 General	GSAF Professional	GSAF Supervisors	IAFF	PBA Rank & File	PBA Supervisors	Transport Workers Union	Non-Bargaining
Medical Examiner's Office	Full time bargaining unit employees in the Medical Examiner's Office in the classification of Forensic Evidence Technician, Forensic Evidence Recovery Supervisor, Forensic Photographer, Forensic Photographer Supervisor, Medicolegal Investigator, Manager Morgue Bureau Operations, Manager of Forensic Bureau Operations, Medical Examiner Case Investigator, Forensic Technician, and Senior Forensic Technician, Building Management Assistant, Console Security Specialist, and Maintenance Mechanic, shall receive a one (1) pay step hazardous supplement.	1 Step	MEDEX (ME)				X		X					
Medical Surveillance Hazardous Pay	Employees in W&S Treatment Plant Supervisor, W&S Plant Diesel Maintenance Supervisor, W&S Plant Maintenance Supervisor, W&S Plant Electrical Supervisor, and W&S Instrument Technician Supervisor classifications who complete and maintain competency in the courses as outlined in the settlement agreement; participate in and pass the appropriate medical surveillance program and participate in leak investigation actions immediately after receiving a chemical alarm as directed by the Treatment Plant in charge, shall receive supplemental compensation in the amount of 5% for all hours worked. Employees receiving this supplement shall not be eligible to receive the two (2) pay steps hazardous duty pay supplement (27).	Percent	INACTIVE (MS)						X					
Mosquito Control Inspector Certification	Employees in the classification of Mosquito Control Inspector, who have obtained the Miami-Dade Code Enforcement Officer Certification may be eligible to receive the equivalent of two (2) pay steps.	2 Step	MSQCRT (24)				X							
Mosquito Control Inspector	Full time bargaining unit employees in the Solid Waste Management Department in the classification of Mosquito Control Inspector shall receive a three percent (3%) pay supplement.	Percent	(MC)				X							
Motorcycle Patrol Duty	Law enforcement personnel assigned to full-time motorcycle patrol duty shall receive one (1) pay step.	1 Step	MTRCPD (54)								X	X		

TITLE	DESCRIPTION	TYPE OF SUPPLEMENT	CODE INFORMS	AFSCME 121 Water & Sewer	AFSCME 1542 Aviation	AFSCME 3292 Solid Waste	AFSCME 199 General	GSAF Professional	GSAF Supervisors	IAFF	PBA Rank & File	PBA Supervisors	Transport Workers Union	Non-Bargaining
Mass Appraisal Specialist	Employees in the Office of the Property Appraiser in Classifications listed in Appendix B of the County Pay Plan who possess a current certification in good standing of Mass Appraisal Specialist (MAS) issued by the International Association of Assessing Officers (IAAO) will receive one (1) pay step. Employees are eligible up to the maximum number delineated in appendix B of the Pay Plan.	1 Step	INACTIVE (MP)						X					
Neighborhood Compliance	Full time bargaining unit and non-bargaining employees in the Department of Regulatory and Economic Resources in the classifications of RER Compliance Officer, RER Support Specialist, RER Contractor Licensing Investigator, Lien Collection Representative, Support Compliance Representative, RER Service Representative, RER Enforcement Information Specialist, and RER Building Code Compliance Officer 1, RER Building Code Compliance Officer 2, RER Compliance Training & Development Manager, RER Compliance Training & Development Specialist, RER Code Compliance Paralegal, RER Code Compliance Legal Liaison, RER Code Compliance Projects Coordinator, RER Code Compliance Legislative Clerk RER Unsafe Structure Specialist, and RER Lien Collection Specialist while assigned in the Code Compliance Division shall receive a three (3%) percent supplement for neighborhood and licensed contractor code enforcement and code compliance support services.	Percent	NCMP (NL)				X							X
NFPA Plan Examiner 1 Certification	Employees assigned full time to the Fire Prevention division who have attained and maintain Fire Prevention Inspector 1 Certification and NFPA Plan Examiner 1 Certification shall receive an additional pay supplement of 2% above their regular rate of pay.	Percent	PLNEX1 (8G)							X				
Night Differential	Employees may be eligible to receive a night shift differential of one (1) pay step who are assigned to work shifts which are equally divided before and after 6:00 p.m.	1 Step	NGT1S (05)	X	X	X	X	X	X	X				X

TITLE	DESCRIPTION	TYPE OF SUPPLEMENT	CODE INFORMS	AFSCME 121 Water & Sewer	AFSCME 1542 Aviation	AFSCME 3292 Solid Waste	AFSCME 199 General	GSAF Professional	GSAF Supervisors	IAFF	PBA Rank & File	PBA Supervisors	Transport Workers Union	Non-Bargaining
Night Differential	Employees covered by collective bargaining agreement whose agreement explicitly provides for this benefit are eligible to receive a night shift differential of two (2) pay steps for shifts that have the majority of work hours between 6:00 p.m. and 6:00 a.m.	2 Step	NGT2 (21)	X	X	X	X	X	X	X	X	X		X
Night Differential (TWU)	Transport Workers Union bargaining unit employees shall receive night shift differential of 8% per hour in accordance with the Collective Bargaining Agreement.	Flat Rate	INACTIVE (45)										X	
Non-Sworn Support	Bargaining unit employees, who are not eligible for the hazardous duty pay specified in pay supplement (43), shall receive a non-sworn law enforcement support specialty pay supplement of twelve percent (12%) above their regular rate of pay. Employees on trainee status or in the Commission on Ethics are not eligible.	Percent	NSWORN (5U)								X	X		
Observers in Aircraft	Law enforcement personnel assigned to full-time duties as Observers in Aircraft shall receive 5% above their regular rate.	Percent	AIROBS (48)								X	X		
On Call Programmer 2	Information Technology Department employees or appropriate computer center employees of other departments who are officially placed on regularly scheduled 24 hour on-call duty to respond to emergencies, shall receive the equivalent of two (2) pay steps. On-call duty must be rotated and under no circumstances shall an employee receive the on-call supplement for more than two (2) consecutive pay periods without the approval of the Human Resources Department.	2 Step	ONCA (25)	X	X		X		X					
On Call Water & Sewer Department	Employees, who are officially placed on regularly scheduled 24 hour on-call duty to respond to emergencies, may be eligible to receive the equivalent of two (2) additional pay steps.	2 Step	ONCAWS (26)	X				X	X					

TITLE	DESCRIPTION	TYPE OF SUPPLEMENT	CODE INFORMS	AFSCME 121 Water & Sewer	AFSCME 1542 Aviation	AFSCME 3292 Solid Waste	AFSCME 199 General	GSAF Professional	GSAF Supervisors	IAFF	PBA Rank & File	PBA Supervisors	Transport Workers Union	Non-Bargaining
OSHA Training	Full time bargaining unit employees in the Miami-Dade Corrections and Rehabilitation Department in the position classification of Custodial Worker 2 who have completed the departmental training program (40 hours of chemical control, sanitation, and OSHA) shall receive two (2) pay steps.	2 Step	OSHA (OS)				X							
Paralegal/Legal Assistant Certification	Employees in the JA Legal Secretary 1, Legal Secretary 1, JA Legal Secretary 2, Legal Secretary 2 and Imaging Records Technician classifications who obtain a Paralegal or Legal Assistant Certification shall receive the equivalent of one (1) pay step.	1 Step	PRLGL (ZC)				X							X
Payment Card Industry Professional (PCIP)	Employees in the Finance Department, as determined by the department and the Human Resources Department, who obtain and maintain in good standing the Payment Card industry Professional (PCIP) Qualification Certification, shall be eligible to receive the equivalent of one (1) pay step.	1 Step	INACTIVE (PI)											X
Police assigned to MIA	Law enforcement personnel in the classifications of Police Officer, Sergeant, Lieutenant and Police Captain with permanent status, who are assigned to the Miami International Airport and who meet protocols and attain certifications established and maintained by the Police Department, will be eligible to receive a one (1) pay step supplement.	1 Step	ARPTPC (1B)								X	X		
Police Associate Arts Degree	Law Enforcement personnel (Corrections), who meet the requirements defined in Section 943.22 (2) (b), Florida Statutes, with a "community college degree or equivalent", shall receive \$13.85 biweekly, effective July 1, 1985.	Flat Rate	PSDAA (52)								X	X		
Police Baccalaureate Degree	Law Enforcement personnel (Corrections), who meet the requirements defined in Section 943.22 (1) (b) and (2) (c), Florida Statutes, with a "bachelor's degree" who are exempt from the County classified service and whose classification maximum pay rate exceeds the maximum pay rate for Police Captain, shall receive \$36.93 biweekly.	Flat Rate	PSDBA (53)								X	X		

TITLE	DESCRIPTION	TYPE OF SUPPLEMENT	CODE INFORMS	AFSCME 121 Water & Sewer	AFSCME 1542 Aviation	AFSCME 3292 Solid Waste	AFSCME 199 General	GSAF Professional	GSAF Supervisors	IAFF	PBA Rank & File	PBA Supervisors	Transport Workers Union	Non-Bargaining
Police Canine (1) assigned one dog	Law enforcement personnel in the classifications of Police Officer, Police Sergeant, Police Lieutenant, Correctional Officer, and Correctional Corporal who are assigned to the Canine Unit by the department as full-time dog handlers, will be eligible to receive one (1) hour of compensation per day that is paid at the rate of one and one-half (1 ½) times of Pay Step 5 of the Animal Care Specialist classification (Occupational Code 1146) for the care and maintenance of their assigned dog.	Flat rate	K9DOG (K9)								X	X		
Police Canine (2) assigned two dogs	Police Officers, Police Sergeants, Correctional Officer, and Correctional Corporal assigned by the Department to the Canine Unit as full-time dog handlers will be eligible to receive one (1) hour of compensation per day that is paid at the rate of one and one-half (1 1/2) times of pay step 5 of the Animal Care Specialist classification (OCC Code 1146) for the care and maintenance of their assigned dog.	Flat Rate	K92DGS (K2)								X			
Police Commission on Ethics and Public Trust Employees	PBA Rank and File employees working for the Commission on Ethics and Public Trust, who are not eligible for non-sworn support pay supplement (5B), shall receive six (6) percent pay supplement.	Percent	PCOEE (C6)								X			
Police Dispatchers	Police Dispatchers, Fire Rescue Dispatchers, Police Complaint Officers, and Police Communications Coordinator designated by the Department to train other employees in these classifications will receive the equivalent of one (1) pay step.	2 Step	TRAIN (0G)							X	X			
Police Hostage Negotiators	Police personnel who are certified as Hostage Negotiators and are assigned to a Hostage Negotiation Team will receive one (1) pay step.	1 Step	HSTNEG (HN)								X	X		
Police Standards	Law enforcement personnel, who meet the requirements for "basic certification" as defined in Sections 943.22(1) (b) and (2)(a), Florida Statutes, shall receive \$11.54 biweekly.	Flat Rate	PSPAY (49)								X	X		

TITLE	DESCRIPTION	TYPE OF SUPPLEMENT	CODE INFORMS	AFSCME 121 Water & Sewer	AFSCME 1542 Aviation	AFSCME 3292 Solid Waste	AFSCME 199 General	GSAF Professional	GSAF Supervisors	IAFF	PBA Rank & File	PBA Supervisors	Transport Workers Union	Non-Bargaining
Positive Attitude Change Tool (PACT) Certification	Employees in the Juvenile Assessment Counselor classification who are assigned to the Intake and Screening Section of the Juvenile Services Department (JSD) and who successfully complete State of Florida mandated Detention Screening training, obtain and maintain current Positive Attitude Change Tool (PACT) certification may be eligible to receive the equivalent of one (1) pay step.	1 Step	POSATT (ZJ)					X						
Premium Pay	Full-time non-bargaining unit employees may be eligible to receive a \$70.00 biweekly pay supplement unless otherwise specified by the elected official or executive officer responsible for the employee's appointment. Employees whose salaries have been red-circled and those receiving Executive Benefits Groups 1, 2, or 3 are not eligible for this supplement.	Flat Rate	PRMPAY (LC)											X
Premium Pay	Full-time GSAF bargaining unit employees are eligible to receive a \$70.00 biweekly pay supplement.	Flat Rate	PRMPAY (7C)					X	X					
Premium Pay	Full-time AFSCME bargaining unit employees and full-time and Part-time TWU bargaining unit employees are eligible to receive a \$70.00 biweekly pay supplement.	Flat Rate	PRMPAY (3C)	X	X	X	X						X	
Professional Engineer	Employees in the Professional Engineer and Senior Professional Engineer classifications shall be eligible to receive \$480.75 biweekly, effective July 24, 2023.	Flat Rate	PERR											X
Professional Engineer Certificate	Employees in engineering, architectural, land surveying or construction management classifications, as enumerated in Appendix A, who possess a license from the State of Florida as a Professional Engineer, Registered Architect, Professional Land Surveyor, or Professional Landscape Architect may be eligible to receive the equivalent of one (1) pay step. An employee is eligible to receive supplemental payment for only one of the aforementioned licenses. Continued eligibility for this supplement is contingent upon maintaining current licensure. Employees will be required to present proof that current licensure has been maintained.	1 Step	PECERT (0B)				X	X	X					X

TITLE	DESCRIPTION	TYPE OF SUPPLEMENT	CODE INFORMS	AFSCME 121 Water & Sewer	AFSCME 1542 Aviation	AFSCME 3292 Solid Waste	AFSCME 199 General	GSAF Professional	GSAF Supervisors	IAFF	PBA Rank & File	PBA Supervisors	Transport Workers Union	Non-Bargaining
Property Appraiser - Cert. FL Evaluator (CFE)	Employees in the Office of the Property Appraiser Clerk classification and in the classifications listed in Appendix B, who possess a current Certification of Florida Evaluator (CFE) in good standing issued by the Florida Department of Revenue, shall receive one (1) pay step. Employees are eligible up to the maximum number of pay supplements delineated in appendix B of the Pay Plan. §.	1 Step	PAEVAL (Z5§)				X		X					X
Public Service Aide	Full time bargaining unit employees in the Miami Dade Police Department in the classification of Public Service Aide shall receive a one pay step pay supplement.	1 Step	PSA (PS)				X							
Purchasing & Contract Procurement Class	Employees below the level of division director, as enumerated in Appendix F, whose primary job function is contract procurement and/or purchasing, and who obtain and maintain current either a National Institute of Government Purchasing (Certified Public Purchasing Officer, Certified Professional Public Buyer), State of Florida (Florida Certified Purchasing Agent, Florida Certified Purchasing Manager, Florida Certified Contract Manager, Florida Certified Contract Negotiator), or Institute for Supply Management (Certified Purchasing Manager or Certified Professional in Supply Management) purchasing certification may be eligible to receive the equivalent of one (1) pay step. An employee is eligible to receive supplemental payment for only one of the aforementioned certifications.	1 Step	PRCHCT (1Z)	X	X		X	X	X					X
Rail Structure & Inspection Special	Department of Transportation and Public Works employees in the classifications of Rail Structural Inspection Specialist, Rail Structural Repairer and Rail Structure and Track Supervisor, who obtain and maintain a State of Florida Bridge Inspection Certification may be eligible to receive the equivalent of one (1) pay step.	1 Step	RLINSP (0X)						X				X	
Registered Geologist	Employees in hydrogeological classifications and in the SWM Environmental Affairs Manager classification, who obtain certification as a Professional Geologist from the State of Florida, shall receive the equivalent of one (1) pay step.	1 Step	REGGEO (0J)					X	X					

TITLE	DESCRIPTION	TYPE OF SUPPLEMENT	CODE INFORMS	AFSCME 121 Water & Sewer	AFSCME 1542 Aviation	AFSCME 3292 Solid Waste	AFSCME 199 General	GSAF Professional	GSAF Supervisors	IAFF	PBA Rank & File	PBA Supervisors	Transport Workers Union	Non-Bargaining
Registered Interior Design License	Miami-Dade County employees in the Interior Design Specialist classification who possess and maintain a current certification for the Registered Interior Design license may be eligible to receive the equivalent of one (1) pay step. Continued eligibility for this supplement is contingent upon maintaining current licensure. Employees will be required to present proof that current licensure has been maintained.	1 Step	RGINTD (1Q)						X					
Rescue Unit	All personnel working on a three (3) person Rescue Transport Unit or Air Rescue shall receive a 5% above their regular rates as part of their full time regular salary if they are bid or assigned by Electronic Personnel Action Transfer (ePAT) on a Rescue Transport Unit or Air Rescue Unit. Any other personnel not bid/assigned by ePAT as described above will only receive the incentive for the hours worked on a Rescue Transport Unit or Air Rescue, including personnel bid not on Temporary Restricted Duty (TRD) on the date of ratification	Percent	RSCU (RU)							X				
Demolition & Renovation	Employees, who are required by their department to regularly, inspect demolition and renovation projects where there is a risk of exposure to asbestos fibers may be eligible to receive the equivalent of one (1) pay step.	1 Step	DEMRNV (0S)	X		X	X	X	X					X
RER - Scuba/ Underwater	Employees of Regulatory and Economic Resources (RER), who are regularly assigned by the Department to scuba diving or under-water environmental monitoring activities, may be eligible to receive the equivalent of one (1) pay step. This pay allowance replaces the leadworker supplement previously received by these employees. In no event shall an employee be eligible for both pay supplements.	1 Step	SCBUND (0T)				X	X	X					X
Safety Training	Full-time bargaining unit employees who successfully complete an OSHA introductory training course as established by the department and meet the criteria listed below would be eligible to receive a five percent (5%) pay supplement for working at a Water or Wastewater Treatment Plant. Employees permanently assigned to Alexander Orr, Hialeah/Preston,	Percent	WSST (ST)	X					X					

TITLE	DESCRIPTION	TYPE OF SUPPLEMENT	CODE INFORMS	AFSCME 121 Water & Sewer	AFSCME 1542 Aviation	AFSCME 3292 Solid Waste	AFSCME 199 General	GSAF Professional	GSAF Supervisors	IAFF	PBA Rank & File	PBA Supervisors	Transport Workers Union	Non-Bargaining
	Blackpoint, Virginia Key, or Interama Treatment Plants must work a full shift at one of these plants to be eligible to receive this pay supplement. Employees already receiving a one or two pay step supplement for Hazardous Duty pay are not eligible for this pay supplement.													
Seaport Department Classifications	Full time bargaining unit employees in the Seaport Department in the classifications of: Seaport Enforcement Specialist, Seaport Hydraulic Mechanic, Custodial Worker 2, Laborer, Semi-Skilled Laborer, Maintenance Mechanic, and Seaport Passenger Boarding Bridge Technician shall receive a five percent (5%) pay supplement.	Percent	SPD (SP)				X							
Seaport Department Trades Classifications	Full time bargaining unit employees in the Seaport Department in the classifications of: Electrician, Plumber, Welder, Refrigeration AC Mechanic, Carpenter, Mason, Automotive Equipment Operator 1, Painter and Automotive Equipment Operator 2, shall receive a fifty (\$50) biweekly pay supplement.	Flat Rate	SPTRD (SD)				X							
Sergeant-At-Arms	Employees in the bargaining unit classification of Police Officer and Police Sergeant, who are assigned full-time duties as a Sergeant-at-Arms for the Miami-Dade County Board of County Commissioners, will be eligible to receive a seven (7%) pay supplement.	Percent	SRGARM (8N)								X			
Service Excellence Supplement	Full time Miami-Dade Aviation Department employees who obtain a Service Excellence Certification will receive one (1) pay step increase bi-weekly. Personnel Currently receiving the Aircraft Operating Area Proficiency Allowance (AOA) pay shall not be eligible for (SE) supplement. Personnel that receive the Trades Proficiency Allowance shall not be eligible to receive the (SE) supplement. Employees of Miami-Dade Aviation Department will only be eligible to receive a maximum adjustment of no more than a three (3) pay step increase.	1 Step	SRVEXC (SE)		X				X					

TITLE	DESCRIPTION	TYPE OF SUPPLEMENT	CODE INFORMS	AFSCME 121 Water & Sewer	AFSCME 1542 Aviation	AFSCME 3292 Solid Waste	AFSCME 199 General	GSAF Professional	GSAF Supervisors	IAFF	PBA Rank & File	PBA Supervisors	Transport Workers Union	Non-Bargaining
HR Certification Institute/ Society Human Resource Mgmt. Certificate	Employees in the Personnel Administration classifications, below the level of division director, who obtain and maintain current HR Certification Institute Professional in Human Resources (PHR), Senior Professional in Human Resources (SPHR), Society of Human Resources Management Certified Professional (SHRM-CP), or Senior Certified Professional (SHRM-SCP) certifications may be eligible to receive the equivalent of one (1) pay step. An employee is eligible to receive supplemental payment for only one of the aforementioned certifications.	1 Step	SHRMC (1G)		X		X	X	X					X
Solid Waste Training Program	Employees of the Solid Waste Management Department when undergoing a training program for the purpose of providing promotional opportunities for employees in the bargaining unit will receive the equivalent of one (1) pay step for the duration of their participation in the program.	1 Step	SWTRNP (0I)			X								
Special Investigative Duty	Law enforcement personnel classified as Police Officers assigned to special investigative duties in the Internal Review Section, or as authorized by the Director, Miami-Dade Police Department, shall receive \$10.00 biweekly.	Flat Rate	SPCINV (41)								X			
Special Investigator	Firefighting personnel assigned full-time duties to the Miami-Dade Fire Rescue Fire Chief's Office, the Division of Professional Standards, or the Operations Administrative Division shall receive 5%	Percent	SPINV% (86)							X				

TITLE	DESCRIPTION	TYPE OF SUPPLEMENT	CODE INFORMS	AFSCME 121 Water & Sewer	AFSCME 1542 Aviation	AFSCME 3292 Solid Waste	AFSCME 199 General	GSAF Professional	GSAF Supervisors	IAFF	PBA Rank & File	PBA Supervisors	Transport Workers Union	Non-Bargaining
Special Operations; Fire	Firefighting personnel who are assigned full-time to the Special Operations Division, shall be eligible to receive the equivalent of one (1) pay step in accordance with rules, regulations and protocols established and maintained by the department. The Mayor and the Fire Chief, Miami-Dade Fire Rescue Department shall retain the authority and discretion to determine the number of employees who will receive this pay supplement. This supplement does not apply to employees covered by Articles 6.6, 6.11, 6.12, 6.14, 6.19 and 6.20 of the Dade County Association of Fire Fighters, Local 1403, collective bargaining agreement. Employees, who are otherwise eligible but are at maximum or longevity steps will receive 5% above their regular rate.	1 Step	SPCOPS (ZA)							X				
Special Operations; Lifeguard & Beach Safety	MDFR Lifeguard 1, MDFR Lifeguard 2, and Beach Safety Manager assigned to the Special Operations Division shall receive 2.5% above their regular rate of pay.	Percent	SPCOP% (SO)				X		X					
Special Projects - Fire Chief	Firefighting personnel, Dispatchers, Dispatchers Supervisors who are assigned to special projects as defined and approved by the Fire Department Director, shall receive 5%.	Percent	SPFRCF (8A)							X				
Special Response Team	Police personnel who are certified and assigned to the Miami-Dade Police Department Special Response Teams or the Warrants Bureau shall receive two (2) pay step.	2 Step	SPCRT (42)								X	X		
Split Shift	Employees required to work an eight (8) hour shift, with interim time off which consumes more than one (1) hour, may be eligible to receive the equivalent of one (1) pay step in addition to the normal pay rate.	1 Step	INACTIVE (04)				X							
State Certified Instructors	Fire personnel assigned full-time to the Training Division, who possess and maintain a State Certified Instructors Certification as a condition of their bid; or during any department assigned training approved by the division, shall receive an additional 2.5% above their regular rate.	Percent	INSTC (8B)							X				
State Certified Paramedics with Protocol Certification	Firefighting personnel, who are State Certified Paramedics and have passed Department Paramedic Protocol Certification, shall be paid at a rate of 24% above their regular rate of pay.	Percent	FIRPRM (PC)							X				

TITLE	DESCRIPTION	TYPE OF SUPPLEMENT	CODE INFORMS	AFSCME 121 Water & Sewer	AFSCME 1542 Aviation	AFSCME 3292 Solid Waste	AFSCME 199 General	GSAF Professional	GSAF Supervisors	IAFF	PBA Rank & File	PBA Supervisors	Transport Workers Union	Non-Bargaining
Stenographic Reporter - Certified	Employees in the classification of Stenographic Reporter Supervisor and Stenographic Reporter who maintain current certification as Registered Professional Reporter shall receive the equivalent of one (1) pay step.	1 Step	INACTIVE (0C)				X							
Structural Engineer Recruitment, Retention and Succession Planning	Employees in the classification of Director RER Compliance Division, Structural Section Supervisor, Structural Plans Processor, Chief RER Structural Safety, and RER Senior Code Officer working in the Construction, Permitting and Building Code, Board and Code Administration, or Code Compliance divisions that perform one of the following public safety critical functions under the Florida Building Code and Miami-Dade County Code: structural review and analysis of complex and non-limited residential structural designs and calculations for plan review in accordance with the Florida Building Code; oversee and assess the structural review and analysis, by structural plans examiners and chiefs throughout the unincorporated area and municipalities, of complex structural designs and calculations for plan review in accordance with the Florida Building Code; and structural review and analysis of submitted building safety reports to determine continued safe occupancy or unsafe conditions requiring the recommendation of requisite orders to the Building Official for evacuations pursuant to Florida Building Code and Miami-Dade County Code, shall receive a \$770 bi-weekly pay supplement.	Flat Rate	SRSPS										X	
Substance Abuse Professional Certificate	Professional employees in the Employee Support Services Section of the Human Resources Department, who obtain and maintain current the certification as a Substance Abuse Professional (SAP), may be eligible to receive the equivalent of one (1) pay step.	1 Step	SBABPC (1U)					X						X

TITLE	DESCRIPTION	TYPE OF SUPPLEMENT	CODE INFORMS	AFSCME 121 Water & Sewer	AFSCME 1542 Aviation	AFSCME 3292 Solid Waste	AFSCME 199 General	GSAF Professional	GSAF Supervisors	IAFF	PBA Rank & File	PBA Supervisors	Transport Workers Union	Non-Bargaining
Survey Technician Certification	Employees in the classifications of Engineering Survey Technician 1, Engineering Survey Technician 2, W&S Engineering Survey Technician 1, W & S Engineering Survey Technician 2 and Engineering Survey Technician Supervisor, who obtain and maintain current the Survey Technician Certification through the National Society of Professional Surveyors (NSPS), may be eligible to receive the equivalent of one (1) pay step. Employees will not be eligible for multiple Survey Technician Certification supplements.	1 Step	SRVTCH (1X)	X			X		X					
Solid Waste Management Truck Wash	Full time bargaining unit employees the Solid Waste Management Department in the classifications of Welder, Waste Plant Mechanic, Maintenance Mechanic, Maintenance Repairer, Environmental Technician 2 and (Semi-Skilled Laborer assigned to Truck Wash), shall receive a \$50 bi-weekly pay supplement.	Flat Rate	SWMTW (SW)				X							
Tax Collection - Certified	Finance Department employees in the classifications listed in Appendix E, who possess a current certification in good standing as a Florida Collector Assistant issued by the Florida Department of Revenue, shall receive the equivalent of one (1) pay step.	1 Step	ATXCLR (0E)				X	X	X					X
Track Equipment Operator	Department of Transportation and Public Works employees in the classification of Track Equipment Operator, who are required by their department to perform major mechanical repair work on specialized equipment, shall receive the equivalent of one (1) pay step for each pay period in which a majority of the hours is involved in the performance of such work.	1 Step	INACTIVE (0H)										X	

TITLE	DESCRIPTION	TYPE OF SUPPLEMENT	CODE INFORMS	AFSCME 121 Water & Sewer	AFSCME 1542 Aviation	AFSCME 3292 Solid Waste	AFSCME 199 General	GSAF Professional	GSAF Supervisors	IAFF	PBA Rank & File	PBA Supervisors	Transport Workers Union	Non-Bargaining
TRT Technical Response Truck	<p>Firefighting personnel certified by the Department as Marine Firefighters and assigned full time duties on a marine firefighting unit (Port of Miami) shall be paid at a rate one step above the regular rate of pay except employees at the maximum step of the pay range who shall receive 5% above their regular rate, in accordance with rules, regulations, and protocols established and maintained by the Department. The County Mayor and the Director of the Miami-Dade Fire Rescue Department shall retain the authority and discretion to determine the number of employees who will receive this pay supplement. This supplement does not apply to employees covered by Article 6.18.</p>	1 Step	TECTK (ZF)							X				
TRT Technical Rescue	<p>Firefighting personnel who are certified by the Department as Technical Rescue Technicians and assigned full time duties on a Technical Rescue Unit shall be paid at a rate one step above their regular rate of pay except employees at the maximum step of the pay range who shall receive 5% above their regular rate, in accordance with rules, regulations, and protocols established and maintained by the Department. This supplement does not apply to employees covered by Article 6.18. Upon ratification of this agreement by both parties, all firefighting personnel who are duly certified as Technical Rescue Specialist in accordance with rules, regulations and protocols established and maintained by the Fire Department, shall also be paid 5% above their regular rate of pay for all hours worked on a Technical Rescue Specialty Unit (e.g. Squad 69) or if assigned full time duties in the Technical Rescue Bureau (except only those bargaining unit employees currently assigned to the bureau prior to ratification shall be paid one step above their regular rate of pay).</p>	1 Step	FRTRS (TR)							X				

TITLE	DESCRIPTION	TYPE OF SUPPLEMENT	CODE INFORMS	AFSCME 121 Water & Sewer	AFSCME 1542 Aviation	AFSCME 3292 Solid Waste	AFSCME 199 General	GSAF Professional	GSAF Supervisors	IAFF	PBA Rank & File	PBA Supervisors	Transport Workers Union	Non-Bargaining
Trades Allowance	Employees with permanent status in classifications designated in the Collective Bargaining Agreement (For AFSCME 1542 please refer to Article 65 of the contract) & (For AFSCME 199 please refer to Article 45 of the contract) will receive a Trade Allowance equivalent of one (1) additional pay step.	1 Step	TRDS (07)		X		X							
Trades Allowance Non-Union	Employees with permanent status in journeyman trades classifications, who are approved by the Human Resources Department, shall receive a Trades Allowance the equivalent of one (1) pay step.	1 Step	INACTIVE (18)											X
Trades Allowance - Water & Sewer	Employees in classifications designated in the Collective Bargaining Agreement whose pay rates are "over maximum" will receive a Trades Allowance of \$20.00 biweekly. Employees who previously earned the trade proficiency allowance, and who take a lateral or promotional position to a classification designated in the Collective Bargaining Agreement, will maintain the allowance uninterrupted.	Flat Rate	INACTIVE (62)	X										
Trades Allowance Water & Sewer	Employees with permanent status in classifications designated in the Collective Bargaining Agreement whose pay rates are not "over maximum" will receive a Trades Allowance of one (1) pay step. Employees who previously earned the trade proficiency allowance, and who take a lateral or promotional position to a classification designated in the Collective Bargaining Agreement, will maintain the allowance uninterrupted.	1 Step	WSTRDA (11)	X										
Trades Supervisor Contractor	Employees who regularly qualify as a contractor by obtaining permits in a particular trade, and who are in classifications with salary ranges that are below pay grade 05 or in pay step ranges below the level of Construction Manager 2, may be eligible to receive the equivalent of one (1) pay step.	1 Step	NANTRC (0Q)		X		X		X					X
Trash Truck Driver 1 - Roll Off Vehicle	Full-time employees of the Solid Waste Management Department in the classification of Trash Truck Driver 1 who are regularly assigned to operate roll-off vehicles shall receive the equivalent of one (1) pay step.	1 Step	TTDRV1 (0V)			X								

TITLE	DESCRIPTION	TYPE OF SUPPLEMENT	CODE INFORMS	AFSCME 121 Water & Sewer	AFSCME 1542 Aviation	AFSCME 3292 Solid Waste	AFSCME 199 General	GSAF Professional	GSAF Supervisors	IAFF	PBA Rank & File	PBA Supervisors	Transport Workers Union	Non-Bargaining
Marine Unit	Firefighting personnel, who have been certified by the Miami-Dade Fire Rescue Department as Technical Rescue Technicians or Marine Firefighters and are assigned full-time duties on a technical response truck (TRT) or Marine Fire Fighting Unit (Port of Miami), shall be eligible to receive the equivalent of one (1) pay step. The Mayor and the Fire Chief, Miami-Dade Fire Rescue Department shall retain the authority and discretion to determine the number of employees who will receive this pay supplement. This supplement does not apply to employees covered by Article 6.19 of the Dade County Association of Fire Fighters, Local 1403, collective bargaining agreement. Employees, who are otherwise eligible but are at maximum or longevity steps of the salary range, will receive 5% above their regular rate.	1 Step	FRMRN (ZB)							X				
Traffic Signal	Employees in the classifications of Traffic Signal Technicians 1, 2, and Traffic Signal Technician Supervisor who are assigned duties as Bench Technicians may be eligible to receive the equivalent of one (1) pay step.	1 Step	TRFTCH (0P)				X	X						
Transfer Station Superintendent	Full time Bargaining Unit Employees in the Solid Waste Management Department in the classification of Transfer Station Superintendent shall receive one (1) pay step.	1 step	TRNSPT (TS)					X						
Transit Clerk Allowance	Employees in the bargaining unit classifications of Control Clerk, Stock Clerk, Maintenance Clerk, Service Clerk, and Procurement Clerk, shall be entitled to receive a forty dollar (\$40) bi-weekly pay allowance.	Flat Rate	TPCALW (CR)										X	

TITLE	DESCRIPTION	TYPE OF SUPPLEMENT	CODE INFORMS	AFSCME 121 Water & Sewer	AFSCME 1542 Aviation	AFSCME 3292 Solid Waste	AFSCME 199 General	GSAF Professional	GSAF Supervisors	IAFF	PBA Rank & File	PBA Supervisors	Transport Workers Union	Non-Bargaining
Transit Operations Support Allowance	Employees in the bargaining unit classifications of Track Equipment Operator, Rail Structural Repairer, Track Repairer, Rail Maintenance Worker, DTPW Welder, Bus Maintenance Technician, Bus Body Technician, DTPW Facilities Equipment Technician, DTPW Electronic Technician/Lab, Rail Technician/Train Control, Rail Technician/Traction Power, Rail Vehicle Electronic Technician, Metromover Technician, DTPW Electronic Technician, DTPW Electronic Technician/Radio, DTPW Electronic Technician/Systems, and Senior DTPW Electronic Technician, shall be entitled to receive a one and one-half percent (1.5%) operations support pay allowance.	Percent	TPOSA (SA)										X	
TWU Allowance	Employees in the bargaining unit classification of Bus Operator, Train Operator and Guideway Inspection Specialist shall be entitled to receive a five percent (5%) allowance.	Percent	TWUALW (TU)										X	
Underground Dry Wells - Pump Station Division	GSAF employees in the Miami-Dade Water & Sewer Department Pump Station Division and SCADA Section supervising employees entering and performing work inside underground dry wells shall receive two (2) percent as supplemental compensation.	Percent	INACTIVE (UD)					X						
Underwater Search & Recovery	Law enforcement personnel in the classifications of Police Lieutenant and Police Sergeant, who maintain Police Diver Certification and are assigned to the Special Patrol, Marine Patrol Unit, or Underwater Recovery Unit whose duties include underwater search and recovery shall receive a one (1) step supplement.	1 Step	UDRWSR (44)								X	X		
Venom Response	Firefighting personnel permanently assigned to the Anti-Venom Response Team who possess and maintain a Venomous Reptile License (VRL) shall be eligible to receive one (1) pay step above regular rate of pay or 5%.	1 Step	VENOM (ZV)						X					
Veterinarian Masters in Public Health	Animal Services Department employees in the Veterinarian classification who possess a Masters in Public Health may be eligible to receive the equivalent of one (1) pay step.	1 Step	INACTIVE (1Y)										X	

TITLE	DESCRIPTION	TYPE OF SUPPLEMENT	CODE INFORMS	AFSCME 121 Water & Sewer	AFSCME 1542 Aviation	AFSCME 3292 Solid Waste	AFSCME 199 General	GSAF Professional	GSAF Supervisors	IAFF	PBA Rank & File	PBA Supervisors	Transport Workers Union	Non-Bargaining
Victim Crime Advocates	Employees in the classification of Victim Crime Act Specialist 1 and Victim Crime Act Specialist 2, who are assigned to the Advocates for Victims Program, shall receive the equivalent of one (1) pay step.	1 Step	VICADV (OR)					X						
Videographer/Editor Non-Linear Editing Pay	Community Information and Outreach employees in the Videographer/Editor classification who are assigned to perform non-linear editing shall be eligible to receive an equivalent of one (1) pay step increase.	1 Step	INACTIVE (ZE)						X					
WASD License, Certification, Degree	Full time bargaining unit employees who obtain licenses, certifications, or degrees above the ones they are required to possess for their classification shall receive a five percent (5%) pay supplement. Such licenses, certifications, or degrees must be obtained from an accredited institution, and must be directly related to the work performed by the employee's current classification as determined by the department and approved by the Department Director or its designee. Personnel that are currently receiving a pay supplement for a license, certification or degree related to their current classification shall not be eligible to receive this pay supplement, to include the Welder 6G Level Certification (WC), ASE Certifications, Water Distribution System Operator License (WD), and Water/Wastewater Treatment Plant Operator License (1N).	Percent	WSLIC (CL)	X										

TITLE	DESCRIPTION	TYPE OF SUPPLEMENT	CODE INFORMS	AFSCME 121 Water & Sewer	AFSCME 1542 Aviation	AFSCME 3292 Solid Waste	AFSCME 199 General	GSAF Professional	GSAF Supervisors	IAFF	PBA Rank & File	PBA Supervisors	Transport Workers Union	Non-Bargaining
WASD Licenses, Certification, and Degrees-Supervisors	Full-time bargaining unit employees' who obtain licenses, certifications or degrees above the ones they are required to possess for their classification shall receive a one and a half percent (1.5%) pay supplement. Such licenses, certifications or degrees must be obtained from a professionally recognized institution, and must be directly related to the work performed by the employee's current classification as determined by the department. Personnel that are currently receiving a pay supplement for a license, certification or degree related to their current classification shall not be eligible to receive this pay supplement, to include the Welder 6G Level Certification (WC), ASE Certifications, Water Distribution System Operator License (WD), and Water/Wastewater Treatment Plant Operator License (1N).	Percent	WSKLIC (KL)						X					
WASD Commercial Driver's License (CDL)	Full-time bargaining unit employees who obtain a Commercial Driver's License (CDL) above the one they are required to possess for their classification, shall receive a one and a half percent (1.5%) pay supplement. Personnel that are currently receiving a pay supplement for a license, certification or degree related to their current classification shall not be eligible to receive this pay supplement, to include the Welder 6G Level Certification (WC), ASE Certifications, Water Distribution System Operator License (WD), and Water/Wastewater Treatment Plant Operator License (1N).	Percent	WSCDL (WL)	X										

TITLE	DESCRIPTION	TYPE OF SUPPLEMENT	CODE INFORMS	AFSCME 121 Water & Sewer	AFSCME 1542 Aviation	AFSCME 3292 Solid Waste	AFSCME 199 General	GSAF Professional	GSAF Supervisors	IAFF	PBA Rank & File	PBA Supervisors	Transport Workers Union	Non-Bargaining
WASD Customer Service Excellence Training	Full-time WASD employees who obtain a Customer Service Excellence Certification will receive a five percent (5%) pay supplement. Full-time WASD employees will be required to be recertified every two (2) years. Personnel that are currently receiving the Hazardous Duty Pay shall not be eligible to receive the Customer Service Excellence supplement. Personnel that receive the Safety Training Supplement shall not be eligible to receive the Customer Service Excellence supplement.	Percent	WSCSEX (CE)	X										
Waste Attendant Landfill	Full time employees in the classification of Waste Attendant 1 assigned to Landfill should receive a \$100 biweekly pay supplement.	Flat Rate	WSTLND (WA)			X								
Waste Enforcement Ofcr 1 SP	Employees in the Waste Enforcement Officer 1 (WEO1) classification that are assigned to the Special Investigation Unit (SIU) will receive a 5% pay supplement	Percent	WEO1S				X							
W&S Civil Violation Notices	Employees in the classifications of W&S Customer Representative 1, W&S Customer Service Representative 2, and W&S Meter Readers, who are assigned to the Field Services Section within the Retail Customer Service Division, shall receive the equivalent of one (1) pay step for issuing civil violation notices to retail customers. Additionally, full-time bargaining unit employees in the classifications of W&S Backflow Enforcement Specialist and W&S Senior Meter Technician that issue civil citations will receive a one (1) pay step supplement.	1 Step	WSCVL (CV)	X										
W&S Customer Service Rep. 2 Call Center	Employees in the bargaining unit classification of W&S Customer Service Representative 2 assigned to the Customer Service Unit within the Retail Customer Service Division shall be eligible to receive a one (1) pay step supplement for duties performed within the Call Center.	1 Step	WSCCTR (WS)	X										
Water Distribution System Operator License	Employees who obtain a Water Distribution System Operator License higher than the license they are required to possess for their classification, shall receive the equivalent of one (1) pay step.	1 Step	WDSOPL (WD)	X										

TITLE	DESCRIPTION	TYPE OF SUPPLEMENT	CODE INFORMS	AFSCME 121 Water & Sewer	AFSCME 1542 Aviation	AFSCME 3292 Solid Waste	AFSCME 199 General	GSAF Professional	GSAF Supervisors	IAFF	PBA Rank & File	PBA Supervisors	Transport Workers Union	Non-Bargaining
Waste Equipment Operator	Waste Equipment Operators, who are certified Solid Waste Landfill Operators in accordance with the Florida Solid Waste Act may be eligible to receive \$20.00 biweekly.	Flat Rate	WSTEQO (4D)			X								
Waste Equipment Operator Landfill	Full time employees in the classification of Waste Equipment Operator, Landfills System Mechanic, or Trash Truck Driver 1 assigned to Landfill shall receive a \$200.00 biweekly.	Flat Rate	INACTIVE (WE)			X								
Waste Operations/ Environments	Full time employees who work in Waste Operations/Environments, in operational classifications: Waste Collector, Trash Truck Driver 1, Trash Truck Driver 2, Trash Crane Operator, Waste Truck Driver, Waste Attendant 1 & Waste Equipment Operator, shall receive a five percent (5%) Waste Collection Disposal Pay.	Percent	WSTENV (WO)			X								
Waste Supervisor 1 & 2 Garbage Division	Waste Supervisor 1 & 2 assigned to the Garbage Division shall be paid at a rate two (2) pay steps above the regular rate of pay.	2 Step	INACTIVE (2B)						X					
Water/ Wastewater License Supplement	Employees in the Treatment Operator 1 classification, who attain and maintain either the A-Level or B-Level State of Florida water/wastewater plant operator license, shall receive the equivalent of one (1) pay step. Employees in the Treatment Plant Operator 2 classification, who attain and maintain the A-level State of Florida water/wastewater plant operator license, shall receive the equivalent of one (1) pay step.	1 Step	WWTPL (1N)	X										
Welder's Pay	Employees in the Welder, DTPW Welder, Airport Welder and W&S Welder classification who possess and maintain a current 6G Level Welding Certification may be eligible to receive the equivalent of one (1) pay step.	1 Step	WLDR6G (WC)	X	X		X						X	

XXVIII. PAY ADJUSTMENTS (ONE TIME, NON-RECURRING)

One-time non-recurring adjustments are not considered part of an employee's base or adjusted pay.		
TITLE	DESCRIPTION	EARNINGS CODE
Fire Life Safety Plans Review	Employees in the Fire Plans Processor classification or other classifications as determined by the Fire Chief, Miami-Dade Fire Rescue Department and the Human Resources Department, who wish to work on the Life Safety Plans review process "Plus Time and Optional Plan Review Project", will be assigned to review a work bundle of plans outside scheduled work hours. The employees will be required to complete the work bundle outside of the required work schedule. Completion of this assigned work package will entitle the employee to a money adjustment in the amount of \$55.00 per work bundle, not to exceed a total of \$2,000.	FLS
Notice of Acceptance Review Process	Employees in the Product Control Examiner, Senior Product Control Examiner, or related classifications as determined by the Director, Permitting, Environmental Regulatory Affairs and reviewed by the Human Resources Department, will become eligible for this money adjustment, effective the beginning of the next pay period following receipt of all required documentation by the Human Resources Department, who wish to work on product approval application for issuance of Notice of Application (NOA) on Expedited Review, will be assigned a work file unit to review and process outside scheduled work hours. Completion of the assigned work file unit will entitle the employee to a money adjustment of \$75 per file unit, not to exceed \$2,400 per pay period. These employees will be required to complete their work file units outside of the required work schedule on Friday after the close of business through Sunday prior to the beginning of work on Monday. This compensation shall not be considered as part of the employee's base pay.	NAR
Optional Plans Review Program	Employees in the classifications of Building Plans Processor, Electrical Plans Processor, Mechanical Plans Processor, Plumbing Plans Processor, Structural Plans Processor, RER Senior Code Officer, Engineer 1, Engineer 2, Engineer 3, Biologist 1, Biologist 2 or a related classification, as determined by the Director, Building Department, who wish to work in the Optional Plan Review Program will be assigned a work unit of plans for review. The employee will be required to complete the work unit outside of the employee's required work schedule. The work unit must be completed within one workday, Monday through Friday or prior to the beginning of the workday on Monday if the work is assigned for the weekend. Completion of work units will entitle the employee to a money adjustment of a minimum of \$40 to a maximum of \$2,000 biweekly.	OPR
Structural Plans Review Process (Plus Time Project)	Employees in the Structural Plans Processor classification or related classifications, as determined by the Director, Permitting, Environmental Regulatory Affairs, who wish to work on the Structural Plans Review Process "PLUS TIME PROJECT" will be assigned a work package which requires approximately eight (8) hours of work. This employee will be required to complete the package outside of the required work schedule on Friday, after the close of business, through Sunday prior to the beginning of the workday on Monday. All work must be completed within one pay period. Completion of this assigned work package will entitle the employee to a money adjustment in the amount of \$325 for one work package or \$650 for two work packages.	-PTP
Temporary Money Adjustment Police	Employees in the Police Dispatch Supervisor 2 , Police Complaint Supervisor 2 and Police Communication Coordinator classifications, who are required by the department to work extended shifts for 15 hours or more beyond their 80 hour pay period, or in the capacity of covering regular or extended shifts in the absence of employees in the Police Dispatch Supervisor 1, or Police Complaint Supervisor 1 classifications upon approval by the Human Resources Department, shall receive a temporary \$700 biweekly money adjustment. This temporary pay supplement shall remain in existence only until such time that staffing levels are at capacity resulting in relief from the current staffing shortages and overtime needs. In addition, if assigned to special project that involve the introduction of new communications technology initiatives to include configuration, deployment, troubleshooting; training that requires work in excess of 15 hours; beyond their 80 hours pay period; those in the classifications will qualify to receive the temporary pay supplement, until the completion of each assigned project.	TPS

APPENDIX A
(Professional Engineer Certificate – PECERT)

Classifications that have been approved

0291	Manager, ISD Architectural & Engineering Services
0886	Quality Assurance Engineer 1
1020	Engineer 1
1021	Engineer 2
1022	Engineer 3
1023	Engineer 4
1027	Senior Construction Specifications Writer
1032	Architect 1
1033	Architect 2
1034	Architect 3
1043	Road Construction Engineer
1094	Traffic Engineer 1
1095	Traffic Engineer 2
1096	Traffic Engineer 3
1744	ITD Infrastructure Systems Engineer
1746	ITD Senior Infrastructure Systems Engineer
1748	ITD Infrastructure Systems Manager
2167	Building Plans Processor
2168	Electrical Plans Processor
2169	Mechanical Plans Processor
2170	Plumbing Plans Processor
2172	Roofing Plans Processor
2186	Building Trade Section Supervisor
5016	Section Chief, Aviation
5018	Senior Section Chief, Aviation
5135	Chief, Aviation Planning
5282	Airport Engineer
5349	Aviation Senior Infrastructure Systems Engineer
5589	SCADA Operations Specialist
5605	Water/Wastewater Ops Manager
5966	W & S Plant Electrical Supervisor
6601	Construction Field Representative
6610	Construction Manager 1
6611	Construction Manager 2
6612	Construction Manager 3
6616	DTPW Infrastructure Manager
7357	Landscape Architect 1
7358	Landscape Architect 2
8358	DTPW Field Test Engineer
8916	Cultural Affairs Construction Projects Manager

Employees in engineering, architectural, land surveying or construction management classifications, as enumerated in Appendix A, who possess a license from the State of Florida as a Professional Engineer, Registered Architect, Professional Land Surveyor, or Professional Landscape Architect shall receive the equivalent of one (1) pay step. Employees will become eligible for this supplement effective the beginning of the next pay period following receipt of required documentation by the Human Resources Department. An employee is eligible to receive supplemental payment for only one of the aforementioned licenses. Continued eligibility for this supplement is contingent upon maintaining current licensure. Employees will be required to present proof that current licensure has been maintained.

* Other directly related professional job classifications which contain the same or highly comparable duties and responsibilities and in which the employee possesses the Professional Engineer, Registered Architect, Professional Land Surveyor or Professional Landscape Architect License must be reviewed and approved by the Human Resources Department.

APPENDIX B

(Property Appraiser Certificate of Florida Evaluators – FLEVAL, FLAPPR, PAEVAL)

Classifications that have been approved *

0102	Property Appraiser Clerk 1
0103	Property Appraiser Clerk 2
0104	Realty Change Clerk
0107	Property Appraiser Field Evaluator
0110	Real Estate Evaluator 1
0111	Real Estate Evaluator 2
0118	Senior Realty Change Clerk
0119	PA Quality Control Specialist
0120	Income Evaluation Specialist
0122	Property Evaluation Specialist
0131	Personal Property Evaluator 1
0132	Personal Property Evaluator 2
0133	Property Appraiser Tax Roll Coordinator
0137	Property Appraiser Legal Specialist 1
0139	PA Computer Operations Specialist
0140	Property Appraiser Supervisor 1
0141	Property Appraiser Supervisor 2
0157	Property Appraiser Tax Roll Manager
0158	PA Senior System Administrator
0159	Property Exemptions Clerk
0160	Senior Property Exemptions Clerk
0161	Property Exemptions Evaluator 1
0162	Property Exemptions Evaluator 2
0163	Property Exemptions Specialist

Employees who joined the Office of the Property Appraiser and were certified prior to October 1, 2014 will be eligible to receive a maximum adjustment of no more than the equivalent of three pay steps for any combination of the above (FLEVAL, FLAPPR, PAEVAL) certifications. Employees who joined the Office of the Property Appraiser who were certified after October 1, 2014 will be eligible to receive a maximum adjustment of no more than the equivalent of two pay steps for any combination of the above (FLEVAL, FLAPPR, PAEVAL) certifications. Employees in the Office of the Property Appraiser in the classifications listed in Appendix B who possess a current certification in good standing from the American Society of Appraisers (ASA-Uban or ASA-Real Estate), or the American Institute of Real Estate Appraisers (M.A.I.), or the Society of Real Estate Appraisers (SRPA), or the International Association of Assessing Officers (CAE), shall receive two (2) pay steps. Employees in the Office of the Property Appraiser in Classifications listed in Appendix B of the County Pay Plan who possess a current certification in good standing of Mass Appraisal Specialist (MAS) issued by the International Association of Assessing Officers (IAAO) will receive one (1) pay step. Employees in the Office of the Property Appraiser in the classifications listed in Appendix B who possess a current certification in good standing from the American Institute of Real Estate Appraisers (RM), or the Society of Real Estate Appraisers (SRA), or the American Society of Appraisers (ASA – Ad Valorem, ASA – Residential), or the International Association of Assessing Officers (PPS or RES) shall receive one (1) pay step. Employees in the Office of Property Appraiser in the classifications listed in Appendix B who possess a current certification in good standing of Florida State Certified (Residential or General) Real Estate Appraiser shall receive one (1) pay step. Employees in the Office of the Property Appraiser Clerk classification and in the classifications listed in Appendix B, who possess a current certification of Florida Evaluator in good standing issued by the Florida Department of Revenue, shall receive one (1) pay step.

* Other directly related professional job classifications which contain the same or highly comparable duties and responsibilities and in which the employee possesses the American Institute of Real Estate Appraisers (M.A.I.), Society of Real Estate Appraisers (SRPA), American Society of Appraisers (ASA-Real Estate), International Association of Assessing Officers (CAE), American Institute of Real Estate Appraisers (RM), Society of Real Estate Appraisers (SRA), American Society of Appraisers (ASA-Ad Valorem), (ASA-Residential), or the International Association of Assessing Officers (PPS or RES), Certification of Florida Evaluator (CFE) issued by the State of Florida Department of Revenue, certifications must be reviewed and approved by the Human Resources Department.

APPENDIX C
(Certified Public Accountant – CPA)

Classifications that have been approved*

0315	Accountant 1
0316	Accountant 2
0317	Accountant 3
0318	Accountant 4
0353	Finance Section Assistant Manager
0354	Finance Section Manager
0374	Manager, Financial Reporting
0375	Assistant Controller
0378	Finance Auditing & Reporting Administrator
0379	Finance Chief
0383	Senior Finance Analyst
0841	Budget Administrator
0849	Departmental Assistant Controller
1758	Manager ITD Finance & Budget
3526	Manager, PHCD Accountant Administrator
4009	Courts Financial Operations Officer
4059	Courts Accountant 4
5016	Section Chief Aviation (Capital Fin & Budget Div)
5237	Airport Revenue Control Analyst 1
5238	Airport Revenue Control Analyst 2
5239	Airport Revenue Control Analyst 3
5339	Airport Accountant 1
8656	BCC Associate Auditor
8658	BCC Audit Manager
8666	BCC Financial Analyst 1
8667	BCC Financial Analyst 2
8668	BCC Senior Financial Analyst
8688	BCC Financial Analyst 3
8689	BCC Financial Coordinator
8690	BCC Financial Manager

Employees in accounting classifications listed in Appendix C, who obtain and maintain current a valid license from the State of Florida as a Certified Public Accountant (CPA), upon authorization by the Department and review by the Human Resources Department, shall receive the equivalent of one (1) pay step. Employees will become eligible for this supplement effective the beginning of the next pay period following the receipt of all required documentation by the Human Resources Department.

- * Other directly related professional job classifications which contain the same or highly comparable duties and responsibilities and in which the employees possess the Certified Public Accountant license must be reviewed and approved by the Human Resources Department.

APPENDIX D
(Certified Employee Benefit Specialist - INACTIVE &
Certified Compensation Professional – INACTIVE)

Classifications that have been approved *

0449	Assistant Chief, HR Compensation and Job Analysis
0543	HR Personnel Services Specialist 2
0553	HR Compensation and Job Analyst
1937	Senior Employee Benefits Specialist
1938	Benefits Supervisor

Employees in the classifications listed in Appendix D, who obtain and maintain current the Certified Employee Benefit Specialist certification, upon authorization by the Department and review by the Human Resources Department, shall receive the equivalent of one (1) pay step. Employees will become eligible for this supplement effective the beginning of the next pay period following the receipt of all required documentation by the Human Resources Department.

Employees in the classifications listed in Appendix D, who obtain and maintain current the Certified Compensation Professional certification, upon authorization by the Department and review by the Human Resources Department, shall receive the equivalent of one (1) pay step. Employees will become eligible for this supplement effective the beginning of the next pay period following the receipt of all required documentation by the Human Resources Department.

*Other directly related professional job classifications which contain the same or highly comparable duties and responsibilities and in which the employee possesses the Certified Employee Benefit Specialist, or the Certified Compensation Professional certification must be reviewed and approved by Human Resources Department.

APPENDIX E
(Certified Tax Collection – ATXCLR)

Classifications that have been approved

0013	Clerk 4 (Tax Collector)
0202	Inventory Clerk (Tax Collector)
0358	Tax Collector Legal Liaison
0312	Paralegal Support Specialist (Tax Collector)
0321	Tax Collector Business System Manager
0337	Manager, Tax Collector Business Initiatives
0181	Procurement Contracting Manager (Tax Collector)
0366	Division Director, Tax Collector
4284	Executive Ast Department Dir (Tax Collector)
0421	Training Specialist 2 (Tax Collector)
0415	Chief, Human Resources Division (Tax Collector)
0416	Human Resources Manager (Tax Collector)
0305	Paralegal Collection Specialist
0306	Paralegal Supervisor
0315	Accountant 1
0316	Accountant 2
0317	Accountant 3
0318	Accountant 4
0338	Convention/Tourist Tax Examiner
0348	Finance Collection & Enforcement Officer
0352	Tax Collector Revenue Specialist
0359	Tax Collector Manager
0360	Tax Collector Supervisor 1
0361	Tax Collector Supervisor 2
0362	Tax Collector Section Assistant Manager
0370	Assistant Tax Collector
0379	Finance Chief (AD Valorem Taxes)
0810	Administrative Officer 1 (Finance)
0811	Administrative Officer 2 (Finance)
0812	Administrative Officer 3 (Finance)
1832	Network Manager 1
0351	Senior Tax Records Specialist
0349	Tax Records Specialist 1
0350	Tax Records Specialist 2
0341	Tax System Manager
0831	Special Projects Administrator 1 (Tax Collector)
0832	Special Projects Administrator 2 (as approved by HR)

Finance Department employees in the classifications listed in Appendix E, who possess a current certification in good standing as a Florida Collector Assistant issued by the Florida Department of Revenue, shall receive the equivalent of one (1) pay step.

APPENDIX F
(Certified Purchasing & Contract Professional – PRCHCT)

Classifications that have been approved*

0134	Property Appraiser Procurement Manager
0168	Procurement Vendor Services Specialist
0171	Procurement Contracting Associate
0176	Manager, Procurement Vendor Services
0181	Procurement Contracting Manager
0187	Procurement Contracting Officer 3
0188	Procurement Contracting Officer 1
0189	Procurement Contracting Officer 2
0190	Procurement Analyst
0195	Procurement Policy & Training Manager
0197	Procurement Policies & Training Coordinator
0260	Manager, ISD (Procurement)
0265	Construction Contracts Specialist
0270	Buyer
0660	IT Contracts & Procurement Officer
0661	IT Contracts & Procurement Supervisor
0811	Administrative Officer 2 (Procurement)
0812	Administrative Officer 3 (Procurement)
0831	Special Projects Administrator 1 (Procurement)
0834	Manager, Fiscal Resources
0890	Warehousing & Stores Superintendent
1463	Manager Seaport Contracts and Procurement
1712	IT Contracts & Procurement Specialist
1713	IT Senior Contracts and Procurement Officer
3820	Contracts Officer
4011	Courts Procurement Officer
4012	Courts Senior Procurement Officer
4086	Courts Procurement Manager
4176	Manager, MDFR Purchasing Services
5277	Aviation Warehouse & Purchasing Supervisor
5295	Airport Purchasing Specialist
5297	Aviation Senior Procurement Contract Officer
5756	W&S Utility Supply Specialist 2
5760	W&S Purchasing Specialist
5918	Utilities Supply Supervisor
5931	A/E Professional Services Manager
5988	Cf, W&S Intgov Aff & A/E Ctrcs
6136	Fleet Contracts & Procurement Manager
6348	Manager, Procurement & Contracts
7272	Purchasing Specialist
7281	Manager, PROS Contracts Administration
8120	DTPW Purchasing & Stores Supervisor
8465	Departmental Contracts and Procurement Manager

Employees below the level of division director, as enumerated in Appendix F, whose primary job function is contract procurement and/or purchasing, and who obtain and maintain current either a National Institute of Government Purchasing (Certified Public Purchasing Officer, Certified Professional Public Buyer), State of Florida (Florida Certified Purchasing Agent, Florida Certified Purchasing Manager, Florida Certified Contract Manager, Florida Certified Contract Negotiator), or Institute for Supply Management (Certified Purchasing Manager or Certified Professional in Supply Management) purchasing certification, upon authorization of the department and review by the Human Resources Department, shall receive the equivalent of one (1) pay step. Employees will become eligible for this supplement effective the beginning of the next pay period following receipt of required documentation by the Human Resources Department. An employee is eligible to receive supplemental payment for only one of the aforementioned certifications.

* Other directly related job classifications which contain the same or highly comparable duties and responsibilities and in which the employee possesses the referenced certification(s) must be reviewed and approved by the Human Resources Department.

APPENDIX G
(Corrections Department Trades – CRTRD)

Classifications that have been approved

6101	Maintenance Mechanic
6501	Maintenance Repairer
6506	Locksmith
6508	Carpenter
6510	Electrician
6525	Plasterer
6527	Plumber
6532	Refrigeration/AC Mechanic
6560	Welder
6573	Electronic-Electrical Equipment Technician 2
7253	Maintenance Technician

Corrections and Rehabilitation Department employees in trade classifications listed in Appendix G, who are designated by the Department to work in the jail facilities, shall be eligible to receive the equivalent of two (2) pay steps.

APPENDIX H
(Correctional Officer Maintenance Supervisor – COMNSP)

Classifications that have been approved

4557	C&R Trade Superintendent
4558	C&R Facilities Manager
4559	C&R Facilities Superintendent
6468	Maintenance Supervisor
6512	Electrician Supervisor
6528	Plumber Supervisor
6533	Refrigeration/AC Mechanic Supervisor
6553	Security Alarm Systems Supervisor

Corrections and Rehabilitation Department employees in trade supervisory classifications listed in Appendix H, who are designated by the department to work in the jail facilities, shall be eligible to receive the equivalent of two (2) pay steps.

APPENDIX I
(Hazardous Duty – HZRDWS)

Classifications that have been approved

1966	W&S Safety Officer
5526	W&S Structural Maintenance Supervisor (General Maintenance)
5541	Pipefitter Supervisor (Water Transmission & Distribution)
5546	W&S Instrument Technician Supervisor (Meter Installation)
5574	W&S Service Technician Supervisor (Water Transmission & Distribution)
5603	Water Distribution Supervisor (Water Transmission & Distribution)
5631	W&S Env Compliance Spec 1
5632	W&S Env Compliance Spec 2
5762	W&S Laboratory Technician 1
5765	W&S Laboratory Technician 2
5802	W&S Semi-Skilled Laborer (Meter Installation, Water Transmission & Distribution)
5803	W&S Maintenance Repairer (Meter Installation, Water Transmission & Distribution)
5804	W&S Maintenance Mechanic (Meter Installation, Water Transmission & Distribution)
5805	W&S Welder
5828	W&S Automotive Equipment Operator 2 (Water Transmission & Distribution)
5830	W&S Heavy Equipment Operator (Meter Installation, Water Transmission & Distribution, Procurement & Stores)
5837	W & S Service Technician 1
5838	W&S Service Technician 2 (All divisions)
5848	W&S Pipefitter (Water Transmission & Distribution)
5866	W&S Valve Exercise Technician (Water Transmission & Distribution)
5872	W&S Structural Maintenance Worker (General Maintenance)
5880	W&S Electrician (Meter Installation)
5882	W&S Plumber
5895	W&S Projects Inspector 1 (All divisions except Pump Stations and Wastewater Collection and Transmission Line)
5923	W & S Senior Microbiologist (Laboratory)
5925	W & S Microbiologist (Laboratory)
5926	W & S Environmental Chemist 1 (Laboratory)
5927	W & S Environmental Chemist 2 (Laboratory)
5973	Leak Detection Field Supervisor (Water Transmission & Distribution)
6046	Public Works Supervisor 1 (Water Transmission & Distribution)
5945	W&S Meter Repair Supervisor (Meter Installation)
6610	Construction Manager 1 (Construction Management Section, Utility Plant Engineering and Construction)
6611	Construction Manager 2 (Priority Projects Program, Construction Management Section, Utility Plant Engineering and Construction)
5579	W&S Construction Projects Supervisor 1 (Priority Projects Program, Construction M Utility Plant Engineering and Construction) W&S Construction Projects Supervisor 1 (Priority Projects Program, Construction Management Section, Donations Construction Inspection Section, Management Section, Donations Construction Inspection Section)

Water & Sewer Department employees in the classifications listed in Appendix I, who are designated by the department to who work in hazardous or unusual working conditions within specified departmental areas, shall be eligible to receive the equivalent of one (1) pay step.

APPENDIX J
(Hazardous Duty Pay – HZD2WS)

Classifications that have been approved

5526	W&S Structural Maintenance Supervisor (Water Production & Maintenance, Pump Station, Wastewater Treatment)
5539	W&S Sewer Collection System Supervisor (Wastewater Collection & Transmission Line)
5541	Pipefitter Supervisor (Wastewater Collection and Transmission Line)
5546	W&S Instrument Technician Supervisor (SCADA/Telemetry, Water Production, Wastewater Treatment)
5555	Treatment Plant Supervisor (Water Production, Wastewater Treatment)
5559	Lime Production Plant Supervisor (Water Production)
5603	Water Distribution Supervisor (Wastewater Collection & Transmission Line)
5802	W&S Semi-Skilled Laborer (Water Production & Maintenance, Wastewater Treatment & Maintenance, General Maintenance)
5803	W&S Maintenance Repairer (Water Production & Maintenance, Pump Station Maintenance, Wastewater Collection & Transmission Line, Wastewater Treatment & Maintenance)
5804	W&S Maintenance Mechanic (Water Production & Maintenance, Pump Station Maintenance)
5806	Sewer Inspection Technician 1 (All divisions)
5807	Sewer Inspection Technician 2 (All divisions)
5810	W&S Submersible Pump Tech (All divisions)
5817	W&S Utility Equipment Technician (All divisions)
5825	W&S Septic Waste Attendant (All divisions)
5827	W&S Automotive Equipment Operator 1 (All divisions)
5828	W&S Automotive Equipment Operator 2 (All divisions)
5830	W&S Heavy Equipment Operator (Water Production & Maintenance, Wastewater Collection & Transmission Line, Wastewater Treatment & Maintenance, General Maintenance)
5840	W&S Plant Electrician (All divisions)
5842	W&S Power Plant Operator 1 (All divisions)
5843	W&S Power Plant Operator 2 (All divisions)
5844	W&S Plant Diesel Mechanic (All divisions)
5846	W&S Plant Mechanic (All divisions)

APPENDIX J
(Hazardous Duty Pay – HZD2WS)

Classifications that have been approved

5848	W&S Pipefitter (Wastewater Collection & Transmission Line)
5850	W&S Instrument Technician (All divisions)
5852	W&S Treatment Plant Operator 1 (All divisions)
5853	W&S Treatment Plant Operator 2 (All divisions)
5855	W&S Sludge Dewatering Operator 1 (All divisions)
5856	W&S Sludge Dewatering Operator 2 (All divisions)
5858	W&S Flow Meter Technician (All divisions)
5860	W&S Lime Production Plant Operator 1 (All divisions)
5861	W&S Lime Production Plant Operator 2 (All divisions)
5866	W&S Valve Exercise Technician (Wastewater Collection & Transmission Line)
5867	W&S Sewer Lateral Repairer (All divisions)
5872	W&S Structural Maintenance Worker (All divisions except General Maintenance)
5878	W&S Refrigeration/AC Mechanic (All divisions)
5895	W & S Projects Inspector 1 (Pump Stations Maintenance and Wastewater Collection & Transmission Line)
5899	W&S CCTV Equipment Inspection Technician (All divisions)
5966	W&S Plant Electrical Supervisor (General Maintenance, Water Production, SCADA/Telemetry, Pump Stations, Wastewater Treatment)
5969	W&S Operations & Maintenance Supervisor (Pump Stations)
5970	W&S Plant Diesel Maintenance Supervisor (Water Production, Pump Station, Wastewater Treatment)
5972	W&S Plant Maintenance Supervisor (Water Production, Pump Stations, Wastewater Treatment)
6046	Public Works Supervisor 1 (General Maintenance, Water Production & Maintenance, Wastewater Collection and Transmission Line, Wastewater Treatment)
6116	Utility Equipment Technician Supervisor (General Maintenance)
6533	Refrigeration/Air-Conditioning Mechanic Supervisor (General Maintenance)

Water & Sewer Department employees in the classifications listed in Appendix J, who are designated by the department to who work in hazardous or unusual working conditions within specified departmental areas, shall be eligible to receive the equivalent of two (2) pay steps.

APPENDIX K
(Airfield Proficiency Allowance – AIRFLD)

Classifications that have been approved

0230	Records Center Supervisor
5202	Airport Operations Supervisor
5203	Airport Senior Operations Agent
5204	Airport Operations Agent
5205	Airport Operations Specialist
5208	Airport Telecommunications Installer
5213	Airport Telecommunications Technician
5214	Airport Senior Telecommunications Technician
5253	Airport Noise & Wildlife Officer
5262	Airport Maintenance Supervisor
5265	Airport Plant Maintenance Supervisor
5268	Airport Load Bridge Maintenance Supervisor 2
5271	Facilities Maintenance Contracts Specialist
5272	Airport Facilities Superintendent
5274	Airport Lighting Supervisor
5276	Airport Fire Suppress Systems Supervisor
5277	Aviation Warehouse & Purchasing Supervisor
5279	Aviation APM Systems Supervisor
5291	Airport Security Compliance Officer
5318	Airport Inventory Clerk
5320	Airport Inventory Control Specialist
5322	Airport Record Center Clerk 2
5330	Airport Compliance Specialist
5331	Airport Compliance Senior Specialist
5343	Airport Driver-Messenger
5358	Airport Elevator Contract Specialist
5374	Airport Attendant
5372	Auxiliary Airport Specialist
5377	Airport APM Technician
5390	Landside Operations Equipment Specialist
5401	Airport Auto Support Specialist
5402	Airport Semi-Skilled Laborer
5403	Airport Maintenance Repairer
5404	Airport Maintenance Mechanic
5406	Airport Service Equipment Maintenance Mechanic
5407	Airport Heavy Truck Tire Repairer
5416	Airport Light Equipment Technician
5417	Airport Motorcycle Mechanic
5418	Airport Hydraulics Mechanic
5419	Airport Construction Equipment Mechanic
5420	Airport Waste Plant Electrician
5421	Airport Plant Mechanic
5427	Airport Automotive Equipment Operator 1
5428	Airport Automotive Equipment Operator 2
5429	Airport Automotive Equipment Operator 3
5438	Airport Carpenter/Roofer
5440	Airport Tree Trimmer
5442	Airport Carpenter
5444	Airport Electrician
5446	Airport Locksmith
5448	Airport Painter
5450	Airport Machinist
5452	Airport Plumber
5454	Airport Mason
5456	Airport Refrigeration/AC Mechanic

APPENDIX K
(Airfield Proficiency Allowance – AIRFLD)

Classifications that have been approved

5458	Airport Sign Painter
5460	Airport Welder
5461	Sprayer
5462	Airport Waste Plant Operator
5463	Airport Lighting Technician
5464	Airport Heavy Equipment Technician
5466	Airport Environmental Inspector
5472	Airport Electronic-Electrical Equipment Technician 1
5474	Airport Electronic-Electrical Equipment Technician 2
5479	Airport Fire Suppression Systems Technician
6131	Fleet Management Facility Supervisor
6472	Elevator Contract Coordinator
6512	Electrician Supervisor
6518	Painter Supervisor
6528	Plumber Supervisor
6533	Refrigeration/AC Mechanic Supervisor
6574	Electronic/Electrical Equip Supervisor

Full-time Aviation Department maintenance employees, who have completed 13 pay periods in classifications listed in Appendix K, are eligible to receive an Airfield Operating Area Proficiency Allowance equivalent to two (2) pay steps. Personnel that are currently receiving the supplement shall not be eligible to receive the Service Excellence Supplement.

APPENDIX L
(Code Enforcement FACE - CEL)

Classifications that have been approved

2208	RER Compliance Officer
2203	RER Contractor License Investigator
2108	Roofing Inspector
2135	Plumbing Inspector
2145	Mechanical Inspector
2125	Electrical Inspector
2105	Building Inspector
2187	RER Building Code Compliance Officer 1
2188	RER Building Code Compliance Officer 2
2186	Building Trade Section Supervisor

Full time bargaining unit and non-bargaining employees in the Department of Regulatory and Economic Resources in the classifications listed in Appendix L in the Code Compliance Division are eligible for pay supplement(s) based on various levels of certification with the Florida Association of Code Enforcement ("FACE") and meeting other requirements.

To be eligible for the FACE supplement, employees in these classifications must meet FACE's certification criteria, responsible for maintaining the FACE certification including paying of FACE's annual membership fees and completing recertification and refresher courses.

The FACE pay supplements are calculated by using a percentage of base pay and are based on the level of certification as follows:

- 1 percent pay supplement upon obtaining level one (1) certification (**CEL1**);
- 1.5 percent additional pay supplement upon obtaining level two (2) certification (**CEL2**);
- 1.5 percent additional pay supplement upon obtaining level three (3) certification (**CEL3**);
- and 2 percent additional pay supplement upon obtaining level four (4) certification (**CEL4**). (To the cumulative maximum of 6.0 percent)

Employees in these classifications that seek certification will be eligible for paid educational leave during regular work hours. Failure to renew membership or identification of membership lapse as well as failure to complete refresher courses or recertification(s) will result in suspension of the pay supplement(s) until certification status is restored by FACE.

XXX. PAY GRADE RANGES

(Table 1A) Mayoral Pay Grade Ranges (G00-G07) Applies to Bargaining Units E, G, K, M, and P

Pay Grade	Post 11/91 Minimum*		Pre 11/91 Minimum**		Maximum	
	Biweekly	Annual	Biweekly	Annual	Biweekly	Annual
G00	\$1,859.96	\$48,359.06	\$2,176.16	\$56,580.25	\$3,324.94	\$86,448.52
G01	\$2,181.81	\$56,727.00	\$2,552.72	\$66,370.75	\$3,643.93	\$94,742.28
G02	\$2,336.46	\$60,748.02	\$2,733.64	\$71,074.66	\$3,928.94	\$102,152.31
G03	\$2,502.21	\$65,057.46	\$2,927.61	\$76,117.87	\$4,241.05	\$110,267.19
G04	\$2,678.92	\$69,651.83	\$3,134.34	\$81,492.88	\$4,573.55	\$118,912.31
G05	\$2,866.70	\$74,534.10	\$3,354.06	\$87,205.59	\$4,933.19	\$128,262.81
G06	\$3,272.43	\$85,083.27	\$3,599.63	\$93,590.48	\$5,326.81	\$138,497.06
G07	\$3,513.27	\$91,344.97	\$3,864.60	\$100,479.63	\$5,761.06	\$149,787.50

Minimum pay rate for those employees hired on or after November 1, 1991

** Minimum pay rate for those employees hired prior to November 1, 1991

(Table 2A) Mayoral Pay Grade Ranges – (G00-G17) Applies to Non-Bargaining Unit L—

Pay Grade	Post 11/91 Minimum*		Pre 11/91 Minimum**		Maximum	
	Biweekly	Annual	Biweekly	Annual	Biweekly	Annual
G00	\$1,841.54	\$47,879.96	\$2,154.62	\$56,020.01	\$3,292.02	\$85,592.63
G01	\$2,160.21	\$56,165.43	\$2,527.45	\$65,713.57	\$3,607.85	\$93,804.18
G02	\$2,313.33	\$60,146.54	\$2,706.58	\$70,371.15	\$3,890.03	\$101,140.83
G03	\$2,477.44	\$64,413.40	\$2,898.63	\$75,364.28	\$4,199.05	\$109,175.37
G04	\$2,652.39	\$68,962.25	\$3,103.32	\$80,686.27	\$4,528.27	\$117,735.06
G05	\$2,838.32	\$73,796.31	\$3,320.85	\$86,342.20	\$4,884.34	\$126,992.90
G06	\$3,240.03	\$84,240.78	\$3,564.00	\$92,663.89	\$5,274.07	\$137,125.92
G07	\$3,478.47	\$90,440.34	\$3,826.34	\$99,484.75	\$5,704.02	\$148,304.43
G08	\$3,740.26	\$97,246.75	\$4,114.28	\$106,971.37	\$6,174.28	\$160,531.37
G09	\$4,013.69	\$104,356.04	\$4,415.05	\$114,791.40	\$6,671.50	\$173,458.88
G10	\$4,321.94	\$112,370.49	\$4,754.15	\$123,607.91	\$7,235.87	\$188,132.71
G11	\$4,659.31	\$121,141.01	\$5,125.22	\$133,255.67	\$7,853.89	\$204,201.25
G12	\$5,019.99	\$130,519.83	\$5,522.03	\$143,572.67	\$8,525.75	\$221,669.58
G13	\$5,409.68	\$140,651.77	\$5,950.66	\$154,717.17	\$10,029.31	\$260,761.95
G16	\$7,942.86	\$206,514.24	\$8,777.74	\$228,2221.30	\$13,640.25	\$354,646.47
G17	\$8,321.09	\$216,348.39	\$9,195.74	\$239,089.16	\$14,289.74	\$371,533.13

Minimum pay rate for those employees hired on or after November 1, 1991

** Minimum pay rate for those employees hired prior to November 1, 1991

(Table 3A) – Executive Salary Ranges

Pay Grade	Post 11/91 Minimum*		Pre 11/91 Minimum**		Maximum	
	Biweekly	Annual	Biweekly	Annual	Biweekly	Annual
E1	\$5,409.68	\$140,651.77	\$5,950.66	\$154,717.17	\$15,309.84	\$398,055.78
E2	\$5,020.00	\$130,519.96	\$5,522.03	\$143,572.70	\$13,640.25	\$354,646.40

(Table B) Non-Mayoral Pay Grade Ranges – (20-37) Applies to Non-Bargaining Unit L .

Pay Grade	Post 11/91 Minimum*		Pre 11/91 Minimum**		Maximum	
	Biweekly	Annual	Biweekly	Annual	Biweekly	Annual
G20	\$1,896.79	\$49,316.44	\$2,219.25	\$57,700.46	\$3,390.79	\$88,160.56
G21	\$2,225.03	\$57,850.69	\$2,603.26	\$67,684.84	\$3,716.09	\$96,618.22
G22	\$2,382.73	\$61,950.98	\$2,787.78	\$72,482.21	\$4,006.72	\$104,174.74
G23	\$2,551.75	\$66,345.75	\$2,985.58	\$77,625.04.	\$4,325.01	\$112,450.29
G24	\$2,731.97	\$71,031.27	\$3,196.41	\$83,106.64	\$4,664.13	\$121,267.34
G25	\$2,923.47	\$76,010.21	\$3,420.48	\$88,932.36	\$5,030.87	\$130,802.63
G26	\$3,337.24	\$86,768.27	\$3,670.93	\$95,444.19	\$5,432.28	\$141,239.33
G27	\$3,582.82	\$93,153.43	\$3,941.13	\$102,469.39	\$5,875.14	\$152,753.66
G28	\$3,852.45	\$100,163.63	\$4,237.71	\$110,180.42	\$6,359.49	\$165,346.68
G29	\$4,134.09	\$107,486.35	\$4,547.50	\$118,235.04	\$6,871.65	\$178,662.77
G30	\$4,451.60	\$115,741.55	\$4,896.77	\$127,316.14	\$7,452.94	\$193,776.33
G31	\$4,799.09	\$124,776.32	\$5,278.99	\$137,253.66	\$8,089.50	\$210,3276.91
G32	\$5,170.60	\$134,435.60	\$5,687.69	\$147,879.96	\$8,781.51	\$228,319.32
G33	\$5,571.96	\$144,870.96	\$6,129.18	\$159,358.68	\$10,330.18	\$268,584.65

* Minimum pay rate for those employees hired on or after November 1, 1991

** Minimum pay rate for those employees hired prior to November 1, 1991

(Table C) Sworn Pay Grade Ranges – (G88-G92) Applies to Non-Bargaining Unit L –

Pay Grade	Post 11/91 Minimum*		Pre 11/91 Minimum**		Maximum	
	Biweekly	Annual	Biweekly	Annual	Biweekly	Annual
G88	\$3,826.34	\$99,484.75	\$4,208.96	\$109,432.99	\$5,704.02	\$148,304.43
G89	\$4,114.28	\$106,971.37	\$4,525.72	\$117,668.64	\$6,174.27	\$160,531.10
G90	\$4,754.15	\$123,607.91	\$5,229.55	\$135,968.22	\$7,235.87	\$188,132.71
G92	\$5,125.22	\$133,255.67	\$5,637.75	\$146,581.40	\$7,853.89	\$204,201.25

(Table 1D)- Clerical Salary Ranges –(A series) Applies to Bargaining Units G, K, and M –

Pay Grade	Post 11/91 Minimum*		Pre 11/91 Minimum**		Maximum	
	Biweekly	Annual	Biweekly	Annual	Biweekly	Annual
A01	\$1,351.40	\$35,136.43	\$1,605.48	\$41,742.52	\$2,507.16	\$65,186.27
A02	\$1,564.13	\$40,667.31	\$1,885.30	\$49,017.84	\$2,765.01	\$71,890.37
A03	\$1,719.08	\$44,696.09	\$2,070.39	\$53,830.21	\$3,034.74	\$78,903.25

(Table 2D)- Clerical Salary Ranges – (A series) Applies to Non-Bargaining Unit L–

Pay Grade	Post 11/91 Minimum*		Pre 11/91 Minimum**		Maximum	
	Biweekly	Annual	Biweekly	Annual	Biweekly	Annual
A01	\$1,338.03	\$34,788.83	\$1,589.59	\$41,329.31	\$2,482.34	\$64,540.87
A02	\$1,548.64	\$40,264.53	\$1,866.64	\$48,532.59	\$2,737.64	\$71,178.56
A03	\$1,702.06	\$44,253.70	\$2,049.90	\$53,297.29	\$3,004.70	\$78,122.08
A07	\$1,502.61	\$39,067.74	\$1,803.13	\$46,881.34	\$2,844.25	\$73,950.56
A09	\$1,912.13	\$49,715.46	\$2,303.78	\$59,898.29	\$4,000.25	\$104,006.56
A00	\$2,407.81	\$62,603.07	\$2,889.35	\$75,122.99	\$4,242.27	\$110,299.05

*Minimum pay rate for those employees hired on or after November 1, 1991

** Minimum pay rate for those employees hired prior to November 1, 1991

(Table E) - Clerical Salary Ranges – (D series) –

Pay Grade	Post 11/91 Minimum*		Pre 11/91 Minimum**		Maximum	
	Biweekly	Annual	Biweekly	Annual	Biweekly	Annual
D01	\$1,378.16	\$35,832.18	\$1,637.27	\$42,568.95	\$2,556.82	\$66,477.33
D02	\$1,595.11	\$41,472.85	\$1,922.64	\$49,988.62	\$2,819.78	\$73,314.27
D03	\$1,753.12	\$45,581.17	\$2,111.40	\$54,896.32	\$3,094.83	\$80,465.60
D04	\$1,661.43	\$43,197.21	\$2,294.02	\$59,644.42	\$4,096.67	\$106,513.43
D05	\$1,555.84	\$40,451.73	\$2,219.25	\$57,700.46	\$3,390.79	\$88,160.56

(Table F) Other Salary Ranges – (B series)

Pay Grade	Post 11/91 Minimum*		Pre 11/91 Minimum**		Maximum	
	Biweekly	Annual	Biweekly	Annual	Biweekly	Annual
B01	\$2,652.39	\$68,962.25	\$3,103.32	\$80,686.27	\$4,528.27	\$117,735.06
B02	\$2,652.39	\$68,962.25	\$3,103.32	\$80,686.27	\$6,174.28	\$160,531.37

*Minimum pay rate for those employees hired on or after November 1, 1991

** Minimum pay rate for those employees hired prior to November 1, 1991

(Table 1G)- (P series) – Applies to Bargaining Units E and P –

Pay Grade	Post 11/91 Minimum*		Pre 11/91 Minimum**		Maximum	
	Biweekly	Annual	Biweekly	Annual	Biweekly	Annual
P03	\$2,813.79	\$73,158.41	\$3,571.34	\$92,854.83	\$4,545.35	\$118,179.07
P04	\$3,030.23	\$78,785.96	\$3,917.65	\$101,858.80	\$5,045.34	\$131,178.88

(Table 2G)- Property Appraiser/ Office of Inspector General/County Attorney Ranges – (P series) – Applies to Non-Bargaining Unit L .

Pay Grade	Post 11/91 Minimum*		Pre 11/91 Minimum**		Maximum	
	Biweekly	Annual	Biweekly	Annual	Biweekly	Annual
P01	\$2,866.72	\$74,534.63	\$3,354.02	\$87,204.52	\$4,241.04	\$110,266.92
P02	\$2,176.14	\$56,579.71	\$2,546.08	\$66,198.02	\$3,844.09	\$99,946.44
P05	\$2,980.23	\$77,486.05	\$3,477.25	\$90,408.46	\$5,128.56	\$133,342.44
P07	\$3,436.05	\$89,337.28	\$3,779.62	\$98,270.01	\$5,593.16	\$145,422.10
P00	\$1,931.25	\$50,212.50	\$2,326.82	\$60,497.36	\$4,242.27	\$110,299.05

*Minimum pay rate for those employees hired on or after November 1, 1991

** Minimum pay rate for those employees hired prior to November 1, 1991

(Table 3G)- Administrative Office of the Court Pay Grade Ranges-AOC (G01-G30)

Pay Grade	Post 11/91 Minimum*		Pre 11/91 Minimum**		Maximum	
	Biweekly	Annual	Biweekly	Annual	Biweekly	Annual
G01	\$1,236.00	\$32,136.00	\$1,455.18	\$37,834.78	\$2,050.94	\$53,324.34
G02	\$1,277.74	\$33,221.13	\$1,486.69	\$38,653.98	\$2,060.32	\$53,568.30
G03	\$1,283.07	\$33,359.85	\$1,548.64	\$40,264.53	\$2,259.36	\$58,743.27
G04	\$1,296.55	\$33,710.40	\$1,541.60	\$40,081.63	\$2,182.27	\$56,739.05
G05	\$1,338.03	\$34,788.83	\$1,589.59	\$41,329.31	\$2,482.34	\$64,540.87
G07	\$1,410.27	\$36,666.91	\$1,702.06	\$44,253.68	\$2,480.07	\$64,481.69
G10	\$1,546.58	\$40,210.97	\$1,898.73	\$49,367.06	\$2,819.38	\$73,303.82
G11	\$1,548.64	\$40,264.53	\$1,866.64	\$48,532.59	\$2,727.06	\$70,903.53
G12	\$1,623.46	\$42,209.83	\$1,952.63	\$50,768.45	\$2,861.61	\$74,401.80
G14	\$1,635.78	\$42,530.39	\$1,967.40	\$51,152.48	\$2,883.36	\$74,967.40
G15	\$1,702.06	\$44,253.68	\$2,049.90	\$53,297.29	\$3,004.70	\$78,122.08
G16	\$1,780.60	\$46,295.66	\$2,154.62	\$56,020.01	\$3,149.65	\$81,890.83
G18	\$1,841.54	\$47,879.96	\$2,154.62	\$56,020.01	\$3,292.02	\$85,592.63
G20	\$2,154.62	\$56,020.01	\$2,607.28	\$67,789.29	\$3,792.98	\$98,617.35
G21	\$2,160.21	\$56,165.43	\$2,487.83	\$64,683.57	\$3,607.85	\$93,804.18
G22	\$2,214.52	\$57,577.54	\$2,678.33	\$69,636.57	\$3,901.42	\$101,437.02
G25	\$2,477.44	\$64,413.40	\$2,898.63	\$75,364.28	\$4,199.05	\$109,175.37
G27	\$2,838.32	\$73,796.31	\$3,320.85	\$86,342.20	\$4,884.34	\$126,992.90
G28	\$3,240.03	\$84,240.78	\$3,564.00	\$92,663.89	\$5,274.07	\$137,125.92
G29	\$3,740.26	\$97,246.75	\$4,114.28	\$106,971.37	\$6,174.28	\$160,531.37
G30	\$2,198.57	\$57,162.82	\$3,105.56	\$80,744.43	\$4,012.54	\$104,326.04

(Table H) Medical Examiner Pay Grade Ranges – (M series) Applies to Non-Bargaining Unit L

Pay Grade	Post 11/91 Minimum*		Pre 11/91 Minimum**		Maximum	
	Biweekly	Annual	Biweekly	Annual	Biweekly	Annual
M1	\$6,338.15	\$164,791.78	\$7,004.36	\$182,113.33	\$11,806.67	\$306,973.45

(Table I) – Information Technology Salary Ranges – (I series) – Applies to Bargaining Units—.

Pay Grade	Post 11/91 Minimum*		Pre 11/91 Minimum**		Maximum	
	Biweekly	Annual	Biweekly	Annual	Biweekly	Annual
GIB	\$1,626.93	\$42,300.08	\$1,917.31	\$49,850.17	\$2,721.42	\$70,757.05
GIC	\$1,479.16	\$38,458.22	\$1,773.90	\$46,121.32	\$2,582.39	\$67,142.01
GID	\$1,853.20	\$48,183.11	\$2,241.43	\$58,277.30	\$3,281.07	\$85,307.69
GIE	\$2,234.95	\$58,108.58	\$2,674.12	\$69,527.04	\$3,861.73	\$100,404.92
GIF	\$2,560.32	\$66,568.53	\$3,070.13	\$79,823.41	\$4,409.35	\$114,643.04
GIG	\$2,918.61	\$75,883.81	\$3,533.38	\$91,867.99	\$4,882.80	\$126,952.73
GIH	\$1,554.69	\$40,422.00	\$1,853.20	\$48,183.11	\$2,709.01	\$70,434.35
GII	\$2,136.98	\$55,561.54	\$2,560.32	\$66,568.39	\$3,223.63	\$83,814.44
GIJ	\$2,336.92	\$60,759.80	\$2,799.53	\$72,787.77	\$4,030.50	\$104,793.09
GIK	\$3,366.07	\$87,517.84	\$4,058.65	\$105,524.98	\$5,614.21	\$145,969.48
GIL	\$2,918.61	\$75,883.81	\$3,533.38	\$91,867.88	\$5,097.75	\$132,541.50
GIM	\$3,430.47	\$89,192.22	\$4,187.45	\$108,873.70	\$5,978.27	\$155,435.02
GIN	\$3,704.63	\$96,320.43	\$4,447.86	\$115,644.34	\$6,447.65	\$167,638.78
GIP	\$3,104.64	\$80,720.64	\$3,730.50	\$96,993.00	\$5,178.13	\$134,631.38
GIQ	\$3,867.84	\$100,563.72	\$5,239.35	\$136,223.17	\$6,610.88	\$171,882.88
GIS	\$2,797.89	\$72,745.14	\$3,385.55	\$88,024.30	\$4,257.18	\$110,686.68
GIT	\$2,382.29	\$61,939.54	\$3,245.53	\$84,383.78	\$4,108.77	\$106,828.02
GIW	\$2,833.58	\$73,673.12	\$3,430.48	\$89,192.40	\$4,740.56	\$123,254.68
GIX	\$1,834.85	\$47,706.16	\$2,219.25	\$57,700.50	\$3,248.58	\$84,463.05

* Minimum pay rate for those employees hired on or after November 1, 1991

** Minimum pay rate for those employees hired prior to November 1, 1991

(Table 2I) – Information Technology Salary Ranges (I series) Applies to Non-Bargaining Units L –

Pay Grade	Post 11/91 Minimum*		Pre 11/91 Minimum**		Maximum	
	Biweekly	Annual	Biweekly	Annual	Biweekly	Annual
GIF	\$2,534.97	\$65,909.33	\$3,039.74	\$79,033.06	\$4,365.69	\$113,507.83
GII	\$2,115.83	\$55,011.48	\$2,534.97	\$65,909.43	\$3,191.72	\$82,984.79
GIJ	\$2,313.78	\$60,158.32	\$2,771.81	\$72,067.12	\$3,990.61	\$103,755.90
GIK	\$3,366.07	\$87,517.84	\$4,058.65	\$105,524.98	\$5,614.21	\$145,969.48
GIL	\$3,396.51	\$88,309.19	\$4,081.04	\$106,106.91	\$5,919.08	\$153,896.09
GIN	\$3,667.95	\$95,366.79	\$4,403.82	\$114,499.25	\$6,383.81	\$165,978.96
GIO	\$3,073.89	\$79,921.16	\$3,706.35	\$96,365.15	\$5,126.87	\$133,298.52
GIP	\$2,560.32	\$66,568.38	\$3,070.13	\$79,823.41	\$4,409.35	\$114,643.04
GIW	\$2,805.52	\$72,943.7	\$3,396.51	\$88,309.19	\$4,693.64	\$122,034.59

* Minimum pay rate for those employees hired on or after November 1, 1991

** Minimum pay rate for those employees hired prior to November 1, 1991

(Table J) – Office of the Property Appraiser Salary Ranges (Z series)–

Pay Grade	Post 11/91 Minimum*		Pre 11/91 Minimum**		Maximum	
	Biweekly	Annual	Biweekly	Annual	Biweekly	Annual
Z01	\$1,351.40	\$35,136.43	\$1,605.48	\$41,742.52	\$2,507.16	\$65,186.27
Z02	\$1,464.52	\$38,077.41	\$1,756.34	\$45,664.72	\$2,556.82	\$66,477.33
Z03	\$1,611.06	\$41,887.67	\$1,941.86	\$50,488.33	\$2,847.97	\$74,047.24
Z04	\$1,896.79	\$49,316.44	\$2,219.25	\$57,700.46	\$3,390.79	\$88,160.56
Z05	\$2,181.81	\$56,727.00	\$2,552.72	\$66,370.75	\$3,643.93	\$94,742.28
Z07	\$2,502.21	\$65,057.46	\$2,927.61	\$76,117.87	\$4,241.05	\$110,267.19
Z08	\$2,560.32	\$66,568.38	\$3,070.13	\$79,823.41	\$4,409.35	\$114,643.04
Z09	\$2,678.92	\$69,651.83	\$3,134.34	\$81,492.88	\$4,573.55	\$118,912.31
Z11	\$2,952.71	\$76,770.49	\$3,454.68	\$89,821.73	\$5,081.19	\$132,110.83
Z12	\$3,073.89	\$79,921.16	\$3,706.35	\$96,365.15	\$5,126.87	\$133,298.52
Z15	\$4,504.79	\$117,124.54	\$4,955.29	\$128,837.54	\$7,286.42	\$189,446.92
Z17	\$2,652.39	\$68,962.25	\$3,103.32	\$80,686.27	\$4,528.27	\$117,735.06
Z18	\$3,402.03	\$88,452.73	\$3,742.20	\$97,297.10	\$5,537.78	\$143,982.40
Z20	\$4,321.94	\$112,370.49	\$4,754.15	\$123,607.91	\$7,235.87	\$188,132.71
Z21	\$2,838.32	\$73,796.31	\$3,320.85	\$86,342.20	\$4,884.34	\$126,992.90
Z22	\$4,013.69	\$104,356.04	\$4,415.05	\$114,791.40	\$6,671.50	\$173,458.88
Z23	\$3,740.26	\$97,246.75	\$4,114.28	\$106,971.37	\$6,174.28	\$160,531.37
Z24	\$2,918.61	\$75,883.81	\$3,533.38	\$91,867.99	\$4,882.80	\$126,952.73
Z25	\$1,236.00	\$32,136.00	\$1,454.90	\$37,827.29	\$2,050.56	\$53,314.43
Z26	\$2,070.39	\$53,830.21	\$2,504.87	\$65,126.55	\$3,661.02	\$95,186.56
Z27	\$1,798.42	\$46,758.95	\$2,176.15	\$56,579.98	\$3,181.14	\$82,709.76
Z28	\$2,836.95	\$73,760.70	\$3,436.07	\$89,337.82	\$4,957.63	\$128,898.38
Z29	\$2,580.02	\$67,080.52	\$3,126.07	\$81,277.82	\$4,517.96	\$117,466.96
Z30	\$3,337.24	\$86,768.24	\$3,670.93	\$95,444.18	\$5,432.28	\$141,239.28
Z31	\$2,551.75	\$66,345.50	\$2,985.58	\$77,625.08	\$4,325.01	\$112,450.26

* Minimum pay rate for those employees hired on or after November 1, 1991

** Minimum pay rate for those employees hired prior to November 1, 1991

XXXI. PAY PLAN GUIDE

Pay Plan Guide for Employees Hired Prior To November 1, 1991

Step 4	Trainee rate. This step shall not be considered as part of the base pay range for that classification.
Steps 5 through 7	Pay rates for a three (3) salary range.
Steps 8, 9, 10 (L1, L2, L3)	Premium rates for a three (3) salary range for payment of longevity 1 (L1), longevity 2 (L2), longevity 3 (L3) and additional salary allowances and exceptions. These steps shall not be considered as part of the base pay range for that classification.
Steps 5 through 10	Pay rates for a six (6) salary range.
Steps 11, 12, 13 (L1, L2, L3)	Premium rates for a six (6) salary range for payment of longevity 1 (L1), longevity 2 (L2), longevity 3 (L3) and additional salary allowances and exceptions. These steps shall not be considered as part of the pay range for that classification.

Pay Plan Guide for Employees Hired On or After November 1, 1991, Unless Otherwise Specified In a Collective Bargaining Agreement

Steps 1 through 7	Pay rates for a three (3) salary range.
Steps 8, 9, 10 (L1, L2, L3)	Premium rates for a three (3) salary range for payment of longevity 1 (L1), longevity 2 (L2), longevity 3 (L3) and additional salary allowances and exceptions. These steps shall not be considered as part of the base pay range for that classification.
Steps 1 through 10	Pay rates for a six (6) salary range.
Steps 11, 12, 13 (L1, L2, L3)	Premium rates for a six (6) salary range for payment of longevity 1 (L1), longevity 2 (L2), longevity 3 (L3) and additional salary allowances and exceptions. These steps shall not be considered as part of the base pay range for that classification.
Trainee Rate	Trainee rate for employees hired on or after November 1, 1991. The trainee rate is calculated by reducing step one by an amount equivalent to the percentage difference between pay steps 4 and 5 of the subject classification.

Pay Plan Guide for Employees Covered Under the TWU Collective Bargaining Agreement

Employees Hired Prior To October 14, 1986

Step 4	Trainee Rate.
Steps 5 through 9	Five (5) salary range
Steps 10, 11, 12 (L1, L2, L3)	Premium rates for a five (5) salary range for payment of longevity 1 (L1), longevity 2 (L2), longevity 3 (L3) and additional salary allowances and exceptions. These steps shall not be considered as part of the base pay range for that classification.

Employees Hired On or After October 14, 1986 - October 12, 1992

Step 1	Trainee Rate.
Steps 2 through 9	Eight (8) salary range.
Steps 10, 11, 12 (L1, L2, L3)	Premium rates for an eight (8) salary range for payment of longevity 1 (L1), longevity 2 (L2), longevity 3 (L3) and additional salary allowances and exceptions. These steps shall not be considered as part of the base pay range for that classification.

Employees Hired On or After October 13, 1992

Steps 1 through 9	Eight (8) salary range.
Steps 10, 11, 12 (L1, L2, L3)	Premium rates for an eight (8) salary range for payment of longevity 1 (L1), longevity 2 (L2), longevity 3 (L3) and additional salary allowances and exceptions. These steps shall not be considered as part of the base pay range for that classification.
Trainee Rate	Trainee rate. The trainee rate is calculated by reducing pay step 1 by an amount equivalent to the percentage difference between pay steps 1 and 2 of the subject classification.

DTPW Revenue Collectors (8042) Hired Prior to October 13, 1992

Step 4	Trainee Rate.
Steps 5 through 10	Pay Rates for a six (6) salary range.
Step 11,12, 13 (L1, L2, L3)	Premium rates for a six (6) salary range for payment of longevity 1 (L1), longevity 2 (L2), longevity 3 (L3) and additional salary allowances and exceptions. These steps shall not be considered as part of the base pay range for that classification.

DTPW Revenue Collectors (8042) Hired On or After October 13, 1992

Steps 1 through 10 Pay Rates for a six (6) salary range

Steps 11, 12, 13
(L1, L2, L3) Premium rates for a six (6) salary range for payment of longevity 1 (L1), longevity 2 (L2), longevity 3 (L3) and additional salary allowances and exceptions. These steps shall not be considered as part of the base pay range for that classification.

Trainee Rate Trainee rates for employees hired on or after October 13, 1992. The trainee rate is calculated by reducing step 1 by an amount equivalent to the percentage difference between pay steps 4 and 5 of the subject classification.

**XXXII. TRAINEE RATE FOR TWU BARGAINING UNIT EMPLOYEES HIRED ON OR AFTER
OCTOBER 13, 1992**

9243	DTPW Facilities Equipment Technician	\$23.11
9244	DTPW Revenue Collector	\$16.27
9245	Bus Operator	\$16.43
9246	Guideway Inspection Specialist	\$17.87
9251	Track Repairer	\$16.62
9253	Track Equipment Operator	\$17.87
9256	Train Operator	\$17.53
9257	Metromover Technician	\$23.10

The Human Resources Department may establish additional classifications with trainee rates of pay as deemed necessary.

Memorandum



Date: August 3, 2022

To: Department Directors

From: Arleene Cuellar, Director *Arleene Cuellar*
Human Resources Department

Subject: Bi-weekly Pay Periods and County Holidays – 2023- revised

Below is a list of pay period dates and paydays for 2023. When entering time and attendance, employees are encouraged to enter hours scheduled to work for the two-week period. Hours worked and absence requests are entered on the INFORMS Employee Self Service system or via a timekeeper in various departments. Hours not paid or approved in the current payroll cycle will be paid, upon completion by the department, as an adjustment in the following paycheck. Miami-Dade Fire Rescue and Bus and Rail Operators use a different system for time collection. Early time collection cutoff dates will be communicated to Departmental Personnel Representatives as needed.

PP #	Week 1 Beginning	Week 2 Beginning	Pay Period Ending	Payday
1	12/26/2022	1/2/2023	1/8/2023	1/13/2023
2	1/9/2023	1/16/2023	1/22/2023	1/27/2023
3	1/23/2023	1/30/2023	2/5/2023	2/10/2023
4	2/6/2023	2/13/2023	2/19/2023	2/24/2023
5	2/20/2023	2/27/2023	3/5/2023	3/10/2023
6	3/6/2023	3/13/2023	3/19/2023	3/24/2023
7	3/20/2023	3/27/2023	4/2/2023	4/7/2023
8	4/3/2023	4/10/2023	4/16/2023	4/21/2023
9	4/17/2023	4/24/2023	4/30/2023	5/5/2023
10	5/1/2023	5/8/2023	5/14/2023	5/19/2023
11	5/15/2023	5/22/2023	5/28/2023	6/2/2023
12	5/29/2023	6/5/2023	6/11/2023	6/16/2023
13	6/12/2023	6/19/2023	6/25/2023	6/30/2023
14	6/26/2023	7/3/2023	7/9/2023	7/14/2023
15	7/10/2023	7/17/2023	7/23/2023	7/28/2023
16	7/24/2023	7/31/2023	8/6/2023	8/11/2023
17	8/7/2023	8/14/2023	8/20/2023	8/25/2023
18	8/21/2023	8/28/2023	9/3/2023	9/8/2023
19	9/4/2023	9/11/2023	9/17/2023	9/22/2023
20	9/18/2023	9/25/2023	10/1/2023	10/6/2023
21	10/2/2023	10/9/2023	10/15/2023	10/20/2023
22	10/16/2023	10/23/2023	10/29/2023	11/3/2023
23	10/30/2023	11/6/2023	11/12/2023	11/17/2023
24	11/13/2023	11/20/2023	11/26/2023	12/1/2023
25	11/27/2023	12/4/2023	12/10/2023	12/15/2023
26	12/11/2023	12/18/2023	12/24/2023	12/29/2023

The following are the County holidays for 2023:

	Holiday	Date
1	New Year's Day	Monday, January 2, 2023
2	Martin Luther King's Birthday	Monday, January 16, 2023
3	President's Day	Monday, February 20, 2023
4	Law Enforcement Appreciation Day*	Friday, May 12, 2023
5	Memorial Day	Monday, May 29, 2023
6	Juneteenth Day	Monday, June 19, 2023
7	Independence Day	Tuesday, July 4, 2023
8	Labor Day	Monday, September 4, 2023
9	Columbus Day	Monday, October 9, 2023
10	Veteran's Day	Friday, November 10, 2023
11	Thanksgiving Day	Thursday, November 23, 2023
12	Friday after Thanksgiving	Friday, November 24, 2023
13	Christmas Day	Monday, December 25, 2023
14	Employee's Birthday	
15	Floating Holiday	
16	Floating Holiday	
17	Floating Holiday*	

*Law Enforcement Appreciation Day, third floating holiday, additional floating holiday or other holiday observances are in accordance with collective bargaining agreements.

The Floating Holidays are to be taken at the mutual convenience of the employee and the department. This holiday is not compensable and cannot be accrued or transferred from one fiscal year to the next. Only career employees having more than nine (9) pay periods of County service are eligible to use this holiday. The employee earns these holidays at the beginning of each fiscal year (October 1st).

The Birthday Holiday is also taken at the mutual convenience of the employee and the department and must be taken within six months of the actual birthday, or it is forfeited. Neither the Birthday Holiday nor the Floating Holidays are paid out at separation.

Employees who are out of pay status for any portion of the day before or after a County observed holiday will not be eligible to be paid for, or bank, the holiday.

- c: Office of the Mayor Senior Staff
 Departmental Personnel Representatives
 Human Resources Staff
 Union Presidents

XXXIV. BIWEEKLY PAY PERIODS & COUNTY HOLIDAYS 2024 MEMORANDUM



Date: July 6, 2023
To: Department Directors
From: Arleene Cuellar, Director *Arleene Cuellar*
 Human Resources Department
Subject: Bi-weekly Pay Periods and County Holidays – 2024

Below is a list of pay period dates and paydays for 2024. When entering time and attendance, employees are encouraged to enter hours scheduled to work for the two-week period. Hours worked and absence requests are entered on the INFORMS Employee Self Service system or via a timekeeper in various departments. Hours not paid or approved in the current payroll cycle will be paid, upon approval and completion by the department, as an adjustment in the following paycheck. Miami-Dade Fire Rescue and Bus and Rail Operators use a different system for time collection. Early time collection cutoff dates will be communicated to Departmental Personnel Representatives as needed.

PP #	Week 1 Beginning	Week 2 Beginning	Pay Period Ending	Payday
1	12/25/2023	1/1/2024	1/7/2024	1/12/2024
2	1/8/2024	1/15/2024	1/21/2024	1/26/2024
3	1/22/2024	1/29/2024	2/4/2024	2/9/2024
4	2/5/2024	2/12/2024	2/18/2024	2/23/2024
5	2/19/2024	2/26/2024	3/3/2024	3/8/2024
6	3/4/2024	3/11/2024	3/17/2024	3/22/2024
7	3/18/2024	3/25/2024	3/31/2024	4/5/2024
8	4/1/2024	4/8/2024	4/14/2024	4/19/2024
9	4/15/2024	4/22/2024	4/28/2024	5/3/2024
10	4/29/2024	5/6/2024	5/12/2024	5/17/2024
11	5/13/2024	5/20/2024	5/26/2024	5/31/2024
12	5/27/2024	6/3/2024	6/9/2024	6/14/2024
13	6/10/2024	6/17/2024	6/23/2024	6/28/2024
14	6/24/2024	7/1/2024	7/7/2024	7/12/2024
15	7/8/2024	7/15/2024	7/21/2024	7/26/2024
16	7/22/2024	7/29/2024	8/4/2024	8/9/2024
17	8/5/2024	8/12/2024	8/18/2024	8/23/2024
18	8/19/2024	8/26/2024	9/1/2024	9/6/2024
19	9/2/2024	9/9/2024	9/15/2024	9/20/2024
20	9/16/2024	9/23/2024	9/29/2024	10/4/2024
21	9/30/2024	10/7/2024	10/13/2024	10/18/2024
22	10/14/2024	10/21/2024	10/27/2024	11/1/2024
23	10/28/2024	11/4/2024	11/10/2024	11/15/2024
24	11/11/2024	11/18/2024	11/24/2024	11/27/2024 (Wednesday)
25	11/25/2024	12/2/2024	12/8/2024	12/13/2024
26	12/9/2024	12/16/2024	12/22/2024	12/27/2024

The following are the County holidays for 2024:

	Holiday	Date
1	New Year's Day	Monday, January 1, 2024
2	Martin Luther King's Birthday	Monday, January 15, 2024
3	President's Day	Monday, February 19, 2024
4	Law Enforcement Appreciation Day*	Friday, May 10, 2024
5	Memorial Day	Monday, May 27, 2024
6	Juneteenth Day	Wednesday, June 19, 2024
7	Independence Day	Thursday, July 4, 2024
8	Labor Day	Monday, September 2, 2024
9	Columbus Day	Monday, October 14, 2024
10	Veteran's Day	Monday, November 11, 2024
11	Thanksgiving Day	Thursday, November 28, 2024
12	Friday after Thanksgiving	Friday, November 29, 2024
13	Christmas Day	Wednesday, December 25, 2024
14	Employee's Birthday	
15	Floating Holiday	
16	Floating Holiday	
17	Floating Holiday*	

*Holiday benefits are in accordance with collective bargaining agreements.

The Floating Holidays are to be taken at the mutual convenience of the employee and the department. This holiday is not compensable and cannot be accrued or transferred from one fiscal year to the next. Only career employees having more than nine (9) pay periods of County service are eligible to use this holiday. The employee earns these holidays at the beginning of each fiscal year (October 1st).

The Birthday Holiday is also taken at the mutual convenience of the employee and the department and must be taken within six months of the actual birthday, or it is forfeited. Neither the Birthday Holiday nor the Floating Holidays are paid out at separation.

Employees who are out of pay status for any portion of the day before or after a County observed holiday will not be eligible to be paid for, or bank, the holiday.

- c: Office of the Mayor Senior Staff
Departmental Personnel Representatives
Human Resources Staff
Union Presidents

MIAMI DADE COUNTY
FY 2023-2024 PAY PLAN EFFECTIVE 2023-10-02

JOB CODE NUMBER	JOB TITLE		01	02	03	04	05	06	07	08	09	10
			11	12	13	14	15	16	17	18	19	20
000011	Clerk 2	6	1236.00 1880.37	1284.67 1969.52	1341.37 2050.55	1394.10 2143.76	1454.90 2249.19	1515.57 2346.38	1580.52 2455.86	1657.45 2569.29	1726.42 2686.82	1803.31 2808.39
000012	Clerk 3	6	1339.00 2058.55	1397.06 2159.79	1455.34 2253.11	1517.69 2339.59	1591.57 2432.53	1657.82 2542.26	1731.77 2656.37	1805.66 2749.33	1921.14 2874.77	1968.99 2965.68
000013	Clerk 4	6	1455.33 2253.11	1517.69 2358.24	1591.57 2467.17	1657.80 2580.02	1731.64 2696.76	1805.62 2825.11	1891.23 2961.41	1969.04 3097.58	2058.55 3241.50	2159.79 3393.37
000015	Data Entry Specialist 1	6	1236.00 1880.37	1284.67 1969.52	1341.37 2050.55	1394.10 2143.76	1454.90 2249.19	1515.57 2346.38	1580.52 2455.86	1657.45 2569.29	1726.42 2686.82	1803.31 2808.39
000016	Data Entry Specialist 2	6	1339.00 2058.55	1397.06 2159.79	1455.34 2253.11	1517.69 2339.59	1591.57 2432.53	1657.82 2542.26	1731.77 2656.37	1805.66 2749.33	1921.14 2874.77	1968.99 2965.68
000018	Data Entry Supervisor	6	1442.87 2199.65	1505.62 2293.71	1568.39 2395.73	1635.06 2505.51	1705.61 2618.27	1780.17 2736.10	1854.61 2859.20	1933.02 2987.85	2015.32 3122.34	2101.73 3262.85
000021	Office Support Specialist	6	1236.00 1880.37	1284.67 1969.52	1341.37 2050.55	1394.10 2143.76	1454.90 2249.19	1515.57 2346.38	1580.52 2455.86	1657.45 2569.29	1726.42 2686.82	1803.31 2808.39
000022	Sr Office Support Specialist	6	1339.00 2058.55	1397.06 2159.79	1455.34 2253.11	1517.69 2339.59	1591.57 2432.53	1657.82 2542.26	1731.77 2656.37	1805.66 2749.33	1921.14 2874.77	1968.99 2965.68
000031	Secretary	6	1338.78 2061.61	1396.62 2160.70	1454.36 2259.92	1519.69 2473.98	1585.19 2588.97	1650.66 2711.81	1727.67 2842.64	1804.62 2969.54	1883.14 3135.78	1974.45 3286.94
000032	Recording Specialist	6	1455.33 2253.11	1517.69 2358.24	1591.57 2467.17	1657.80 2580.02	1731.64 2696.76	1805.62 2825.11	1891.23 2961.41	1969.04 3097.58	2058.55 3241.50	2159.79 3393.37

MIAMI DADE COUNTY
 FY 2023-2024 PAY PLAN EFFECTIVE 2023-10-02

JOB CODE NUMBER	JOB TITLE		01	02	03	04	05	06	07	08	09	10
			11	12	13	14	15	16	17	18	19	20
000035	Stenographic Reporter	6	1505.21 2270.22	1566.10 2372.18	1626.99 2478.11	1695.58 2591.82	1764.03 2709.40	1840.10 2830.92	1917.31 2960.31	1999.69 3097.56	2086.00 3238.70	2180.06 3383.75
000037	Stenographic Reporter Sup	6	1695.58 2591.82	1764.03 2709.40	1840.10 2830.92	1917.31 2960.31	1999.69 3097.56	2086.00 3238.70	2180.06 3383.75	2270.22 3536.01	2372.18 3695.12	2478.11 3861.42
000040	Electronic Document Tech	6	1236.00 1880.37	1284.67 1969.52	1341.37 2050.55	1394.10 2143.76	1454.90 2249.19	1515.57 2346.38	1580.52 2455.86	1657.45 2569.29	1726.42 2686.82	1803.31 2808.39
000053	Word Processing Operator 3	6	1334.78 2132.50	1400.85 2241.43	1467.11 2350.40	1544.91 2459.42	1611.06 2580.02	1688.89 2712.35	1770.65 2836.95	1852.37 2976.93	1941.86 3124.82	2031.32 3276.57
000054	Administrative Support Spec	6	1470.03 2275.87	1533.02 2382.05	1607.62 2492.07	1674.52 2606.05	1749.10 2723.98	1823.85 2853.64	1910.33 2991.33	1988.91 3128.86	2079.34 3274.24	2181.58 3427.62
000055	Asst Property Appraiser, Admin(+)		MIN 3740.26		MIN2 4114.28		MAX 6174.28		PAY GRADE..G08			
000056	Director, Pa Human Resources(+)		MIN 3436.05		MIN2 3779.62		MAX 5593.16		PAY GRADE..P07			
000057	Pa Human Resources Coordinator(+)		MIN 2560.32		MIN2 3070.13		MAX 4409.35		PAY GRADE..Z08			
000058	Pa Human Resources Officer(+)		MIN 2176.16		MIN2 2633.36		MAX 3830.90		PAY GRADE..G78			
000059	Pa Human Resources Generalist(+)		MIN 2160.21		MIN2 2527.44		MAX 3607.85		PAY GRADE..G01			

MIAMI DADE COUNTY
 FY 2023-2024 PAY PLAN EFFECTIVE 2023-10-02

JOB CODE NUMBER	JOB TITLE	←-----									
		01	02	03	04	05	06	07	08	09	10
		11	12	13	14	15	16	17	18	19	20
000060	Pa Hr Support Specialist(+)	MIN 1941.86		MIN2 2350.40		MAX 3436.07		PAY GRADE..G75			
000061	Ast Dir, PA Human Resources(+)	MIN 3240.03		MIN2 3564.00		MAX 5274.07		PAY GRADE..G06			
000075	Records Center Technician 1	6 1200.64 1764.03	1246.23 1840.10	1291.97 1917.31	1345.26 1999.69	1394.77 2086.00	1440.42 2180.06	1505.20 2270.22	1566.10 2372.18	1626.93 2478.11	1695.58 2591.83
000076	Records Center Technician 2	6 1236.00 1880.37	1284.67 1969.52	1341.37 2050.55	1394.10 2143.76	1454.90 2249.19	1515.57 2346.38	1580.52 2455.86	1657.45 2569.29	1726.42 2686.82	1803.31 2808.39
000077	Micrographics Supervisor	6 1513.76 2420.57	1583.84 2533.31	1661.61 2657.81	1739.46 2790.09	1828.98 2922.44	1914.51 3066.50	2004.15 3218.22	2101.41 3369.93	2198.70 3537.34	2303.77 3700.72
000078	Cadd Technician	MIN 2136.98		MIN2 2560.32		MAX 3223.64		PAY GRADE..GII			
000084	Telephone Console Operator 1	6 1236.00 1882.43	1288.18 1964.33	1340.28 2059.58	1396.50 2150.50	1456.84 2253.87	1517.07 2357.29	1585.21 2464.80	1653.54 2580.65	1721.83 2700.60	1802.16 2828.74
000087	Secretary To Sr Deputy Clerk	MIN 1595.11		MIN2 1922.64		MAX 2819.78		PAY GRADE..D02			
000088	Exec Secretary To Clerk	MIN 1753.12		MIN2 2111.40		MAX 3094.83		PAY GRADE..D03			
000089	Senior Exec Secretary To Clerk	MIN 1661.43		MIN2 2294.02		MAX 4096.67		PAY GRADE..D04			
000094	Administrative Secretary	MIN 1351.40		MIN2 1605.48		MAX 2507.16		PAY GRADE..A01			

MIAMI DADE COUNTY
 FY 2023-2024 PAY PLAN EFFECTIVE 2023-10-02

JOB CODE NUMBER	JOB TITLE	←-----										
		01	02	03	04	05	06	07	08	09	10	
		11	12	13	14	15	16	17	18	19	20	
000095	Executive Secretary	MIN 1548.64		MIN2 1866.64		MAX 2737.64		PAY GRADE...A02				
000096	Senior Executive Secretary	MIN 1702.06		MIN2 2049.90		MAX 3004.70		PAY GRADE...A03				
000098	Sr Executive Sec, Mayor Off	SALARY TO BE DETERMINED BY THE MAYOR										
000099	Pa Computer Technician 1	6	1564.13	1639.69	1719.08	1798.41	1885.30	1972.16	2070.39	2176.16	2281.95	2387.77
			2504.87	2633.36	2754.33	2890.22	3033.81	3181.14	3335.98	3498.50	3661.02	3830.90
000100	Pa Computer Technician 2	6	1941.86	2031.32	2132.50	2241.43	2350.40	2459.42	2580.02	2712.35	2836.95	2976.93
			3124.82	3276.57	3436.07	3603.46	3770.83	3945.82	4128.79	4315.55	4517.96	4735.89
000101	Senior Prop Appraiser Clerk	6	1557.21	1623.93	1702.97	1773.85	1852.85	1932.01	2023.62	2106.88	2202.64	2310.97
			2410.83	2523.31	2639.87	2760.62	2885.52	3022.87	3168.71	3314.42	3468.41	3630.90
000102	Property Appraiser Clerk 1	6	1243.91	1296.95	1345.78	1394.64	1451.62	1504.59	1557.54	1622.73	1687.92	1757.19
			1830.50	1907.92	1985.29	2068.33	2156.39	2248.85	2353.62	2454.26	2563.43	2680.89
000103	Property Appraiser Clerk 2	6	1394.64	1451.62	1504.59	1557.55	1622.73	1687.92	1757.19	1830.50	1907.92	1985.29
			2068.33	2156.39	2248.85	2353.62	2454.26	2563.43	2680.89	2801.55	2927.56	3059.32
000104	Realty Change Clerk	6	1394.64	1451.62	1504.59	1557.55	1622.73	1687.92	1757.19	1830.50	1907.92	1985.29
			2068.33	2156.39	2248.85	2353.62	2454.26	2563.43	2680.89	2801.55	2927.56	3059.32
000105	Pa Personnel Specialist 1(+)	6	1410.27	1485.05	1548.64	1623.46	1702.06	1780.60	1866.64	1952.63	2049.90	2154.62
			2259.36	2364.13	2480.06	2607.28	2727.06	2861.61	3003.78	3149.65	3302.96	3463.86

MIAMI DADE COUNTY
 FY 2023-2024 PAY PLAN EFFECTIVE 2023-10-02

JOB CODE NUMBER	JOB TITLE		←-----									
			01	02	03	04	05	06	07	08	09	10
			11	12	13	14	15	16	17	18	19	20
000106	Pa Personnel Specialist 2(+)	6	1798.41 2890.22	1885.30 3033.81	1972.16 3181.14	2070.39 3335.98	2176.16 3498.50	2281.95 3661.02	2387.77 3830.90	2504.87 4008.53	2633.36 4189.84	2754.33 4386.37
000107	PA Property Evaluator 1	6	1470.03 2275.87	1533.02 2382.05	1607.62 2492.07	1674.52 2606.05	1749.10 2723.98	1823.85 2853.64	1910.33 2991.33	1988.91 3128.86	2079.34 3274.24	2181.58 3427.62
000108	Pa Personnel Support Spec(+)	6	1544.91 2459.42	1611.06 2580.02	1688.89 2712.35	1770.65 2836.95	1852.37 2976.93	1941.86 3124.82	2031.32 3276.57	2132.50 3436.07	2241.43 3603.46	2350.40 3770.83
000109	Pa Personnel Specialist 3(+)	6	2176.16 3498.50	2281.95 3661.02	2387.77 3830.90	2504.87 4008.53	2633.36 4189.84	2754.33 4386.37	2890.22 4597.95	3033.81 4813.24	3181.14 5039.98	3335.98 5281.77
000110	Real Estate Evaluator 1	6	1773.90 2836.95	1853.20 2976.93	1941.86 3124.82	2031.32 3276.57	2132.50 3436.07	2241.43 3603.46	2350.40 3770.83	2459.42 3945.82	2580.02 4128.79	2712.35 4315.55
000111	Real Estate Evaluator 2	6	2132.50 3436.07	2241.43 3603.46	2350.40 3770.83	2459.42 3945.82	2580.02 4128.79	2712.35 4315.55	2836.95 4517.96	2976.93 4735.89	3124.82 4957.63	3276.57 5191.18
000112	Pa Sr Admin Support Specialist(+)		MIN 1941.86		MIN2 2350.40		MAX 3436.07		PAY GRADE..G75			
000113	Pa Administrative Secretary		MIN 1351.40		MIN2 1605.48		MAX 2507.16		PAY GRADE..Z01			
000114	Pa Executive Secretary		MIN 1548.64		MIN2 1866.64		MAX 2737.64		PAY GRADE..A02			
000115	Pa Senior Exec Secretary		MIN 1702.06		MIN2 2049.90		MAX 3004.70		PAY GRADE..A03			

MIAMI DADE COUNTY
 FY 2023-2024 PAY PLAN EFFECTIVE 2023-10-02

JOB CODE NUMBER	JOB TITLE		01	02	03	04	05	06	07	08	09	10
			11	12	13	14	15	16	17	18	19	20
000116	Pa Administrative Support Spec(+)	6	1688.89 2712.35	1770.65 2836.95	1852.37 2976.93	1941.86 3124.82	2031.32 3276.57	2132.50 3436.07	2241.43 3603.46	2350.40 3770.83	2459.42 3945.82	2580.02 4128.79
000117	Ast To The Dep Prop Appraiser(+)		MIN 2176.14		MIN2 2546.08		MAX 3844.09		PAY GRADE..P02			
000118	Senior Realty Change Clerk	6	1557.21 2410.83	1623.93 2523.31	1702.97 2639.87	1773.85 2760.62	1852.85 2885.52	1932.01 3022.87	2023.62 3168.71	2106.88 3314.42	2202.64 3468.41	2310.97 3630.90
000119	Pa Quality Control Specialist(+)	6	2435.07 3906.75	2554.46 4087.92	2685.50 4272.82	2808.86 4473.23	2947.46 4688.99	3095.12 4908.54	3244.14 5139.77	3402.05 5386.35	3567.78 5640.57	3733.50 5910.32
000120	Income Evaluation Specialist(+)	6	2350.40 3770.83	2459.42 3945.82	2580.02 4128.79	2712.35 4315.55	2836.95 4517.96	2976.93 4735.89	3124.82 4957.63	3276.57 5191.18	3436.07 5440.22	3603.46 5696.98
000121	Pa Information Tech Analyst 1(+)		MIN 2838.32		MIN2 3320.85		MAX 4884.34		PAY GRADE..Z21			
000122	Property Evaluation Spec (+)	6	2350.40 3770.83	2459.42 3945.82	2580.02 4128.79	2712.35 4315.55	2836.95 4517.96	2976.93 4735.89	3124.82 4957.63	3276.57 5191.18	3436.07 5440.22	3603.46 5696.98
000123	Pa It Analyst 2(+)		MIN 2980.23		MIN2 3477.25		MAX 5128.56		PAY GRADE..P05			
000124	Pa Sr Info Technology Analyst(+)		MIN 3740.26		MIN2 4114.28		MAX 6174.28		PAY GRADE..Z23			
000125	Pa Information Service Manager(+)		MIN 4321.94		MIN2 4754.15		MAX 7235.87		PAY GRADE..Z20			

MIAMI DADE COUNTY
 FY 2023-2024 PAY PLAN EFFECTIVE 2023-10-02

JOB CODE NUMBER	JOB TITLE		01	02	03	04	05	06	07	08	09	10
			11	12	13	14	15	16	17	18	19	20
000126	Pa Communications Assistant(+)	6	1688.89 2712.35	1770.65 2836.95	1852.37 2976.93	1941.86 3124.82	2031.32 3276.57	2132.50 3436.07	2241.43 3603.46	2350.40 3770.83	2459.42 3945.82	2580.02 4128.79
000127	Pa Const & Pub Relations Ast(+)		MIN 1841.54		MIN2 2154.62		MAX 3292.02		PAY GRADE..G00			
000128	Exec Ast To Property Appraiser		MIN 1611.06		MIN2 1941.86		MAX 2847.97		PAY GRADE..Z03			
000129	Pa Special Projects Admin 1(+)	6	2364.13 3792.98	2480.06 3968.85	2607.28 4148.37	2727.06 4342.93	2861.61 4552.42	3003.78 4765.58	3149.65 4990.07	3302.96 5229.47	3463.86 5476.28	3624.77 5738.16
000130	Realty Change Evaluator 1	6	1756.34 2808.86	1834.85 2947.46	1922.64 3093.89	2011.21 3244.14	2111.40 3402.05	2219.25 3567.78	2327.13 3733.50	2435.07 3906.75	2554.46 4087.92	2685.48 4272.82
000131	Personal Property Evaluator 1	6	1773.90 2836.95	1853.20 2976.93	1941.86 3124.82	2031.32 3276.57	2132.50 3436.07	2241.43 3603.46	2350.40 3770.83	2459.42 3945.82	2580.02 4128.79	2712.35 4315.55
000132	Personal Property Evaluator 2	6	2132.50 3436.07	2241.43 3603.46	2350.40 3770.83	2459.42 3945.82	2580.02 4128.79	2712.35 4315.55	2836.95 4517.96	2976.93 4735.89	3124.82 4957.63	3276.57 5191.18
000133	Pa Tax Roll Coordinator (+)		MIN 2580.02		MIN2 3126.07		MAX 4517.96		PAY GRADE..Z29			
000134	Pa Procurement Manager (+)		MIN 3337.24		MIN2 3670.93		MAX 5432.28		PAY GRADE..Z30			
000135	Pa System Administrator (+)		MIN 3073.89		MIN2 3706.35		MAX 5126.87		PAY GRADE..Z12			

MIAMI DADE COUNTY
 FY 2023-2024 PAY PLAN EFFECTIVE 2023-10-02

JOB CODE NUMBER	JOB TITLE										
		01	02	03	04	05	06	07	08	09	10
		←-----									
		11	12	13	14	15	16	17	18	19	20
000136	Pa Public Relations Officer(+)	MIN 1841.54		MIN2 2154.62		MAX 3292.02		PAY GRADE..G00			
000137	Pa Legal Spec 1(+)	6 2364.13 3792.98	2480.06 3968.85	2607.28 4148.37	2727.06 4342.93	2861.61 4552.42	3003.78 4765.58	3149.65 4990.07	3302.96 5229.47	3463.86 5476.28	3624.77 5738.16
000138	Pa Legal Spec 2(+)	MIN 2678.92		MIN2 3134.34		MAX 4573.55		PAY GRADE..Z09			
000139	Pa Computer Operations Spec(+)	MIN 2181.81		MIN2 2552.72		MAX 3643.93		PAY GRADE..Z05			
000140	Property Appraiser Sup 1 (+)	6 2580.02 4128.79	2712.35 4315.55	2836.95 4517.96	2976.93 4735.89	3126.07 4957.63	3276.57 5191.18	3436.07 5440.22	3603.46 5696.98	3770.83 5969.42	3945.82 6249.99
000141	Property Appraiser Sup 2 (+)	6 2836.95 4517.96	2976.93 4735.89	3124.82 4957.63	3276.57 5191.18	3436.07 5440.22	3603.46 5696.98	3770.83 5969.42	3945.82 6253.46	4128.79 6556.99	4315.55 6865.16
000142	Property Appraiser Sup 3(+)	MIN 2980.23		MIN2 3477.25		MAX 5128.56		PAY GRADE..P05			
000143	Pa Legal Services Assistant	6 1564.13 2504.87	1639.69 2633.36	1719.08 2754.33	1798.41 2890.22	1885.30 3033.81	1972.16 3181.14	2070.39 3335.98	2176.16 3498.50	2281.95 3661.02	2387.77 3830.90
000144	Sr Property Appraiser Sup	MIN 3402.03		MIN2 3742.20		MAX 5537.78		PAY GRADE..Z18			
000145	Director, Pa Division (+)	MIN 3436.05		MIN2 3779.62		MAX 5593.16		PAY GRADE..P07			
000146	Pa Human Resources Manager(+)	MIN 2502.21		MIN2 2927.61		MAX 4241.04		PAY GRADE..Z07			

MIAMI DADE COUNTY
 FY 2023-2024 PAY PLAN EFFECTIVE 2023-10-02

JOB CODE NUMBER	JOB TITLE	01	02	03	04	05	06	07	08	09	10
		←									→
		11	12	13	14	15	16	17	18	19	20
000147	Mgr, Pa Administration (+)	MIN 3436.05		MIN2 3779.62		MAX 5593.16		PAY GRADE..P07			
000148	Dir Pa Technical Support Div(+)	MIN 3240.03		MIN2 3564.00		MAX 5274.07		PAY GRADE..G06			
000149	Pa Human Resources Assistant	MIN 1595.11		MIN2 1922.64		MAX 2819.78		PAY GRADE..G69			
000150	Pa Legal Support Specialist	MIN 1479.16		MIN2 1773.90		MAX 2582.38		PAY GRADE..G67			
000151	Pa Staff Attorney(+)	MIN 2952.71		MIN2 3454.68		MAX 5081.18		PAY GRADE..Z11			
000152	Pa Senior Staff Attorney(+)	MIN 3478.47		MIN2 3826.24		MAX 5704.02		PAY GRADE..Z32			
000153	Chief, Pa Info Services Div(+)	MIN 4659.31		MIN2 5125.22		MAX 7853.89		PAY GRADE..Z19			
000154	Pa Legal Manager(+)	MIN 3740.26		MIN2 4114.28		MAX 6174.28		PAY GRADE..Z23			
000155	Deputy, Property Appraiser(+)	MIN 5020.00		MIN2 5522.03		MAX 13640.25		PAY GRADE..E02			
000156	Property Appraiser(+)			SALARY TO BE DETERMINED BY THE BOARD OF COUNTY COMMISSIONERS							
000157	Pa Tax Roll Manager(+)	MIN 2836.95		MIN2 3436.07		MAX 4957.63		PAY GRADE..Z28			
000158	Pa Senior System Administrator(+)	MIN 4013.69		MIN2 4415.05		MAX 6671.50		PAY GRADE..Z22			

MIAMI DADE COUNTY
 FY 2023-2024 PAY PLAN EFFECTIVE 2023-10-02

JOB CODE NUMBER	JOB TITLE		01	02	03	04	05	06	07	08	09	10
			11	12	13	14	15	16	17	18	19	20
000159	Property Exemptions Clerk	6	1243.91 1830.50	1296.95 1907.92	1345.78 1985.29	1394.64 2068.33	1451.62 2156.39	1504.59 2248.85	1557.54 2353.62	1622.73 2454.26	1687.92 2563.43	1757.19 2680.89
000160	Senior Property Exemptions Clk	6	1394.64 2068.33	1451.62 2156.39	1504.59 2248.85	1557.55 2353.62	1622.73 2454.26	1687.92 2563.43	1757.19 2680.89	1830.50 2801.55	1907.92 2927.56	1985.29 3059.32
000161	Property Exemptions Eval 1	6	1773.90 2836.95	1853.20 2976.93	1941.86 3124.82	2031.32 3276.57	2132.50 3436.07	2241.43 3603.46	2350.40 3770.83	2459.42 3945.82	2580.02 4128.79	2712.35 4315.55
000162	Property Exemptions Eval 2	6	2132.50 3436.07	2241.43 3603.46	2350.40 3770.83	2459.42 3945.82	2580.02 4128.79	2712.35 4315.55	2836.95 4517.96	2976.93 4735.89	3124.82 4957.63	3276.57 5191.18
000163	Property Exemptions Specialist(+)	6	2350.40 3770.83	2459.42 3945.82	2580.02 4128.79	2712.35 4315.55	2836.95 4517.96	2976.93 4735.89	3124.82 4957.63	3276.57 5191.18	3436.07 5440.22	3603.46 5696.98
000164	Pa Communications Aide	6	1243.91 1830.50	1296.95 1907.92	1345.78 1985.29	1394.64 2068.33	1451.62 2156.39	1504.59 2248.85	1557.54 2353.62	1622.73 2454.26	1687.92 2563.43	1757.19 2680.89
000165	Pa Seasonal Appraiser		MIN 2160.21		MIN2 2527.44		MAX 3607.85		PAY GRADE..G01			
000166	Pa It Operations Manager(+)		MIN 2976.93		MIN2 3603.46		MAX 5191.18		PAY GRADE..G87			
000167	Isd Records Custodian		MIN 1702.06		MIN2 2049.90		MAX 3004.70		PAY GRADE..A03			
000168	Procurement Vendor Svc Spec(+)	6	2241.43 3603.46	2350.40 3770.83	2459.42 3945.82	2580.02 4128.79	2712.35 4315.55	2836.95 4517.96	2976.93 4735.89	3124.82 4957.63	3276.57 5191.18	3436.07 5440.22

MIAMI DADE COUNTY
 FY 2023-2024 PAY PLAN EFFECTIVE 2023-10-02

JOB CODE NUMBER	JOB TITLE	←-----									
		01	02	03	04	05	06	07	08	09	10
		11	12	13	14	15	16	17	18	19	20
000169	PA Computer Operations Admin(+)	MIN 2918.61		MIN2 3533.38		MAX 4882.80		PAY GRADE...Z24			
000170	Procurement Contract Tech	6 1455.33 2253.11	1517.69 2358.24	1591.57 2467.17	1657.80 2580.02	1731.64 2696.76	1805.62 2825.11	1891.23 2961.41	1969.04 3097.58	2058.55 3241.50	2159.79 3393.37
000171	Procurement Contracting Assc	6 1455.33 2253.11	1517.69 2358.24	1591.57 2467.17	1657.80 2580.02	1731.64 2696.76	1805.62 2825.11	1891.23 2961.41	1969.04 3097.58	2058.55 3241.50	2159.79 3393.37
000172	Pa Property Evaluator 2	6 1642.23 2505.51	1710.75 2619.14	1783.11 2736.84	1855.41 2858.29	1933.02 2987.74	2015.32 3128.88	2101.64 3269.69	2199.69 3416.82	2293.71 3570.60	2395.73 3731.29
000173	PA Computer Operations Supv(+)	MIN 2551.75		MIN2 2985.58		MAX 4325.01		PAY GRADE...Z31			
000174	Pa Senior Programmer(+)	MIN 3740.26		MIN2 4114.28		MAX 6174.28		PAY GRADE...Z23			
000175	Asst Dir, Strat Procurement(+)	MIN 5019.99		MIN2 5522.02		MAX 8525.75		PAY GRADE...G12			
000176	Mgr Procurement Vendor Svc(+)	MIN 2838.32		MIN2 3320.85		MAX 4884.34		PAY GRADE...G05			
000177	PA Senior Cadastralist	6 2070.39 3335.98	2176.16 3498.50	2281.95 3661.02	2387.77 3830.90	2504.87 4008.53	2633.36 4189.84	2754.33 4386.37	2890.22 4597.95	3033.81 4813.24	3181.14 5039.98
000178	PA Cadastralist	6 1798.42 2890.22	1885.30 3033.81	1972.16 3181.14	2070.39 3335.99	2176.15 3498.50	2281.94 3661.00	2387.79 3830.89	2504.87 4008.53	2633.35 4189.85	2754.32 4386.37
000179	SPD Intergovernmental AFF ADMI(+)	MIN 3478.47		MIN2 3826.34		MAX 5704.02		PAY GRADE...G07			

MIAMI DADE COUNTY
 FY 2023-2024 PAY PLAN EFFECTIVE 2023-10-02

JOB CODE NUMBER	JOB TITLE	←-----									
		01	02	03	04	05	06	07	08	09	10
		11	12	13	14	15	16	17	18	19	20
000180	DIR Strategic Procurement DEPT(+)	MIN 5409.68		MIN2 5950.66		MAX 15309.84		PAY GRADE..E01			
000181	Procurement Contracting Mgr(+)	MIN 3740.26		MIN2 4114.28		MAX 6174.28		PAY GRADE..G08			
000182	Procurement Business Admin(+)	MIN 3740.26		MIN2 4114.28		MAX 6174.28		PAY GRADE..G08			
000183	Ae Consultant Selection Coor(+)	MIN 2838.32		MIN2 3320.85		MAX 4884.34		PAY GRADE..G05			
000184	Sr A/E Consultant Sel Coor(+)	MIN 3478.47		MIN2 3826.34		MAX 5704.02		PAY GRADE..G07			
000185	Strategic Procurement Div Dir(+)	MIN 4321.94		MIN2 4754.15		MAX 7235.87		PAY GRADE..G10			
000186	P3 Division Director(+)	MIN 4321.94		MIN2 4754.15		MAX 7235.87		PAY GRADE..G10			
000187	Procurement Contracting Ofc 3(+)	MIN 3240.03		MIN2 3564.00		MAX 5274.07		PAY GRADE..G06			
000188	Procurement Contracting Ofc 1(+)	6 2241.43	2350.40	2459.42	2580.02	2712.35	2836.95	2976.93	3124.82	3276.57	3436.07
		3603.46	3770.83	3945.82	4128.79	4315.55	4517.96	4735.89	4957.63	5191.18	5440.22
000189	Procurement Contracting Ofc 2(+)	MIN 2838.32		MIN2 3320.85		MAX 4884.34		PAY GRADE..G05			
000190	Procurement Analyst(+)	MIN 2502.21		MIN2 2927.61		MAX 4241.04		PAY GRADE..G03			

MIAMI DADE COUNTY
FY 2023-2024 PAY PLAN EFFECTIVE 2023-10-02

JOB CODE NUMBER	JOB TITLE		01	02	03	04	05	06	07	08	09	10
			11	12	13	14	15	16	17	18	19	20
000191	Procurement Quality Ctrl Spec(+)	6	2031.32 3276.57	2132.50 3436.07	2241.43 3603.46	2350.40 3770.83	2459.42 3945.82	2580.02 4128.79	2712.35 4315.55	2836.95 4517.96	2976.93 4735.89	3124.82 4957.63
000192	Pa Administrative Officer(+)		MIN 2241.43		MIN2 2976.93		MAX 3945.82		PAY GRADE..G79			
000193	Assistant Property Appraiser(+)		MIN 4659.31		MIN2 5125.22		MAX 7853.89		PAY GRADE..G11			
000195	Procurement Policy & TRNG MGR(+)		MIN 3478.47		MIN2 3826.34		MAX 5704.02		PAY GRADE..G07			
000196	Cf Neg/Erp Spec Developer(+)		MIN 4013.69		MIN2 4415.05		MAX 6671.50		PAY GRADE..G09			
000197	Procure & Policies Trng Coor(+)		MIN 3240.03		MIN2 3564.00		MAX 5274.07		PAY GRADE..G06			
000198	Cf Mdc Procurement Officer(+)		MIN 5019.99		MIN2 5522.02		MAX 8525.75		PAY GRADE..G12			
000199	Isd Div Dir Proc Plcy & Train(+)		MIN 3740.26		MIN2 4114.28		MAX 6174.28		PAY GRADE..G08			
000200	Procurement Competition Adv(+)		MIN 3740.26		MIN2 4114.28		MAX 6174.28		PAY GRADE..G08			
000201	Stores Clerk	6	1236.00 1880.37	1284.67 1969.52	1341.37 2050.55	1394.10 2143.76	1454.90 2249.19	1515.57 2346.38	1580.52 2455.86	1657.45 2569.29	1726.42 2686.82	1803.31 2808.39
000202	Inventory Clerk	6	1318.40 2005.72	1370.31 2100.83	1430.79 2187.26	1487.05 2286.68	1551.89 2399.14	1616.61 2502.81	1685.88 2619.58	1767.94 2740.58	1841.52 2865.93	1923.54 2995.61

MIAMI DADE COUNTY
FY 2023-2024 PAY PLAN EFFECTIVE 2023-10-02

JOB CODE NUMBER	JOB TITLE	←----->										
		01	02	03	04	05	06	07	08	09	10	
		11	12	13	14	15	16	17	18	19	20	
000203	Negotiator(+)	MIN 3740.26		MIN2 4114.28		MAX 6174.28		PAY GRADE...G08				
000206	Electronic Parts Specialist	6	1623.02 2576.41	1695.61 2702.51	1772.06 2832.55	1860.14 2970.42	1942.19 3116.20	2036.74 3269.81	2135.23 3427.40	2237.65 3592.88	2340.12 3758.38	2458.29 3931.55
000207	Dept Personnel Rcrd Ofc	6	1455.33 2253.11	1517.69 2358.24	1591.57 2467.17	1657.80 2580.02	1731.64 2696.76	1805.62 2825.11	1891.23 2961.41	1969.04 3097.58	2058.55 3241.50	2159.79 3393.37
000209	Mail Center Clerk 1	6	1236.00 1880.37	1284.67 1969.52	1341.37 2050.55	1394.10 2143.76	1454.90 2249.19	1515.57 2346.38	1580.52 2455.86	1657.45 2569.29	1726.42 2686.82	1803.31 2808.39
000211	Mail Center Clerk 2	6	1318.40 2005.72	1370.31 2100.83	1430.79 2187.26	1487.05 2286.68	1551.89 2399.14	1616.61 2502.81	1685.88 2619.58	1767.94 2740.58	1841.52 2865.93	1923.54 2995.61
000213	Mail Center Supervisor	6	1455.33 2253.11	1517.69 2358.24	1591.57 2467.17	1657.80 2580.02	1731.64 2696.76	1805.62 2825.11	1891.23 2961.41	1969.04 3097.58	2058.55 3241.50	2159.79 3393.37
000220	Storekeeper	6	1467.11 2350.40	1544.91 2459.42	1611.06 2580.02	1688.89 2712.35	1770.65 2836.95	1852.37 2976.93	1941.86 3124.82	2031.32 3276.57	2132.50 3435.69	2241.43 3602.54
000221	Warehouse Supply Supervisor	6	1852.37 2976.93	1941.86 3124.82	2031.32 3276.57	2132.50 3436.07	2241.43 3603.46	2350.40 3770.83	2459.42 3945.82	2580.02 4128.79	2712.35 4315.55	2836.95 4517.96
000223	Capital Inventory Clerk	6	1303.41 1933.02	1356.65 2015.32	1406.17 2101.73	1455.65 2199.65	1516.57 2293.71	1577.47 2395.73	1642.23 2505.48	1710.75 2619.15	1783.11 2736.84	1855.41 2858.29
000225	Isd Surplus Property Sup	6	1852.37 2976.93	1941.86 3124.82	2031.32 3276.57	2132.50 3436.07	2241.43 3603.46	2350.40 3770.83	2459.42 3945.82	2580.02 4128.79	2712.35 4315.55	2836.95 4517.96

MIAMI DADE COUNTY
 FY 2023-2024 PAY PLAN EFFECTIVE 2023-10-02

JOB CODE NUMBER	JOB TITLE														
		01	02	03	04	05	06	07	08	09	10				
000226	Isd Real Est & Dev Spc Advisor	MIN 5409.68		MIN2 5950.66		MAX 10029.30		PAY GRADE...G13							
000227	College Intern														
000228	Records Center Clerk 1	6	1200.64 1764.03	1246.23 1840.10	1291.97 1917.31	1345.26 1999.69	1394.77 2086.00	1440.42 2180.06	1505.20 2270.22	1566.10 2372.18	1626.93 2478.11	1695.58 2591.83			
000229	Records Center Clerk 2	6	1236.00 1880.37	1284.67 1969.52	1341.37 2050.55	1394.10 2143.76	1454.90 2249.19	1515.57 2346.38	1580.52 2455.86	1657.45 2569.29	1726.42 2686.82	1803.31 2808.39			
000230	Records Center Supervisor(+)	6	1852.37 2976.93	1941.86 3124.82	2031.32 3276.57	2132.50 3436.07	2241.43 3603.46	2350.40 3770.83	2459.42 3945.82	2580.02 4128.79	2712.35 4315.55	2836.95 4517.96			
000231	Isd Inventory & Supply Spec	6	1391.94 2101.73	1442.87 2199.65	1505.62 2293.71	1568.35 2395.73	1635.06 2505.48	1705.61 2619.15	1780.17 2736.84	1854.61 2858.29	1933.02 2989.25	2015.32 3121.38			
000232	Student Intern														
000233	Materials Management Sup (+)	6	2031.32 3276.57	2132.50 3436.07	2241.43 3603.46	2350.40 3770.83	2459.42 3945.82	2580.02 4128.79	2712.35 4315.55	2836.95 4517.96	2976.93 4735.89	3124.82 4957.63			
000234	Isd Parking Operations Sup(+)	6	2241.43 3603.46	2350.40 3770.83	2459.42 3945.82	2580.02 4128.79	2712.35 4315.55	2836.95 4517.96	2976.93 4735.89	3124.82 4957.63	3276.57 5191.18	3436.07 5440.22			
000240	Variable Data Printing Spec(+)	6	1852.37 2976.93	1941.86 3124.82	2031.32 3276.57	2132.50 3436.07	2241.43 3603.46	2350.40 3770.83	2459.42 3945.82	2580.02 4128.79	2712.35 4315.55	2836.95 4517.96			

MIAMI DADE COUNTY
FY 2023-2024 PAY PLAN EFFECTIVE 2023-10-02

JOB CODE NUMBER	JOB TITLE		01	02	03	04	05	06	07	08	09	10
			11	12	13	14	15	16	17	18	19	20
000241	Isd Property & Materials Sup(+)	6	2241.43 3603.46	2350.40 3770.83	2459.42 3945.82	2580.02 4128.79	2712.35 4315.55	2836.95 4517.96	2976.93 4735.89	3124.82 4957.63	3276.57 5191.18	3436.07 5440.22
000243	Graphics Typesetter	6	1425.23 2258.47	1490.00 2368.27	1566.10 2478.11	1630.75 2599.59	1706.94 2732.90	1786.92 2858.29	1866.84 2999.55	1956.54 3148.50	2046.69 3301.45	2148.68 3462.20
000244	Graphic Designer(+)	6	2241.43 3603.46	2350.40 3770.83	2459.42 3945.82	2580.02 4128.79	2712.35 4315.55	2836.95 4517.96	2976.93 4735.89	3124.82 4957.63	3276.57 5191.18	3436.07 5440.22
000247	Lithographer	6	1442.87 2199.65	1505.62 2293.71	1568.39 2395.73	1635.06 2505.51	1705.61 2618.27	1780.17 2736.10	1854.61 2859.20	1933.02 2987.85	2015.32 3122.34	2101.73 3262.85
000249	Senior Lithographer	6	1642.23 2505.51	1710.75 2619.14	1783.11 2736.84	1855.41 2858.29	1933.02 2987.74	2015.32 3128.88	2101.64 3269.69	2199.69 3416.82	2293.71 3570.60	2395.73 3731.29
000251	Lithographic Imaging Tech	6	1642.23 2505.51	1710.75 2619.14	1783.11 2736.84	1855.41 2858.29	1933.02 2987.74	2015.32 3128.88	2101.64 3269.69	2199.69 3416.82	2293.71 3570.60	2395.73 3731.29
000252	Isd Services Clerk	6	1398.97 2165.83	1458.90 2266.88	1529.91 2371.58	1593.56 2480.06	1664.55 2592.27	1735.67 2715.67	1817.98 2846.69	1892.75 2977.59	1978.82 3115.95	2076.12 3261.91
000253	Warehouse & Purchasing Sup(+)	6	2241.43 3603.46	2350.40 3770.83	2459.42 3945.82	2580.02 4128.79	2712.35 4315.55	2836.95 4517.96	2976.93 4735.89	3124.82 4957.63	3276.57 5191.18	3436.07 5440.22
000254	Graphics Manager(+)	6	2387.77 3830.90	2504.87 4008.53	2633.36 4189.84	2754.33 4386.37	2890.22 4597.95	3033.81 4813.24	3181.14 5039.98	3335.98 5281.77	3498.50 5531.05	3661.02 5795.55
000255	Isd Graphics Service Mgr (+)	6	2727.06 4342.93	2861.61 4552.42	3003.78 4765.58	3149.65 4990.07	3302.96 5229.47	3463.86 5476.28	3624.76 5738.16	3792.98 6011.21	3968.85 6302.97	4148.37 6598.52

MIAMI DADE COUNTY
 FY 2023-2024 PAY PLAN EFFECTIVE 2023-10-02

JOB CODE NUMBER	JOB TITLE		01	02	03	04	05	06	07	08	09	10
			11	12	13	14	15	16	17	18	19	20
000257	Isd Supply Supervisor	6	1852.37 2976.93	1941.86 3124.82	2031.32 3276.57	2132.50 3436.07	2241.43 3603.46	2350.40 3770.83	2459.42 3945.82	2580.02 4128.79	2712.35 4315.55	2836.95 4517.96
000258	Isd Real Estate Manager (+)		MIN 3478.47		MIN2 3826.34		MAX 5704.02		PAY GRADE..G07			
000259	Ast. Div. Chief, ISD Real Esta(+)		MIN 3740.26		MIN2 4114.28		MAX 6174.28		PAY GRADE..G08			
000260	Manager, ISD(+)		MIN 3478.47		MIN2 3826.34		MAX 5704.02		PAY GRADE..G07			
000261	ISD Energy Sustainability Mgr(+)		MIN 3478.47		MIN2 3826.34		MAX 5704.02		PAY GRADE..G07			
000262	Automotive Services Specialist	6	1467.11 2350.40	1544.91 2459.42	1611.06 2580.02	1688.89 2712.35	1770.65 2836.95	1852.37 2976.93	1941.86 3124.82	2031.32 3276.57	2132.50 3436.07	2241.43 3603.46
000265	Construction Contracts Spec(+)	6	2219.25 3567.78	2327.13 3733.50	2435.07 3906.75	2554.46 4087.92	2685.50 4272.82	2808.86 4473.23	2947.46 4688.99	3093.89 4908.54	3244.14 5139.77	3402.05 5386.35
000266	Constr Contracts Spec Sup(+)	6	2607.28 4148.37	2727.06 4342.93	2861.61 4552.42	3003.78 4765.58	3149.65 4990.07	3302.96 5229.47	3463.86 5476.28	3624.77 5738.16	3792.98 6011.21	3968.85 6302.97
000267	FIMD Contrat & Proc Manager(+)		MIN 3240.03		MIN2 3564.00		MAX 5274.07		PAY GRADE..G06			
000268	Graphics Technician	6	1618.86 2595.56	1700.57 2724.03	1778.38 2852.36	1860.08 2992.50	1953.46 3140.40	2042.97 3292.13	2144.16 3451.69	2253.11 3619.03	2362.11 3786.32	2474.93 3965.29

MIAMI DADE COUNTY
 FY 2023-2024 PAY PLAN EFFECTIVE 2023-10-02

JOB CODE NUMBER	JOB TITLE		01	02	03	04	05	06	07	08	09	10
			11	12	13	14	15	16	17	18	19	20
000269	Graphic Designer Supervisor(+)	6	2459.42 3945.82	2580.02 4128.79	2712.35 4315.55	2836.95 4517.96	2976.93 4735.89	3124.82 4957.63	3276.57 5191.18	3436.07 5440.22	3603.46 5696.98	3770.83 5969.42
000270	Buyer	6	1549.48 2466.46	1628.80 2580.83	1696.12 2707.39	1775.47 2846.26	1858.76 2976.95	1943.75 3123.93	2037.71 3279.14	2131.69 3438.41	2237.81 3593.10	2352.08 3754.81
000271	Ast To The Assistant Dir(+)		MIN 2652.39		MIN2 3103.32		MAX 4528.27		PAY GRADE..G04			
000272	Departmental Admin Coord		MIN 1841.54		MIN2 2154.62		MAX 3292.02		PAY GRADE..G00			
000273	Cf, Isd Legislative & Bus Svc(+)		MIN 4013.69		MIN2 4415.05		MAX 6671.50		PAY GRADE..G09			
000275	Cf,Isd Client Engagement Svc(+)		MIN 4013.69		MIN2 4415.05		MAX 6671.50		PAY GRADE..G09			
000276	Isd Program Coordinator (+)		MIN 4013.69		MIN2 4415.05		MAX 6671.50		PAY GRADE..G09			
000277	Business Resources Coordinator(+)	6	2459.42 3945.82	2580.02 4128.79	2712.35 4315.55	2836.95 4517.96	2976.93 4735.89	3124.82 4957.63	3276.57 5191.18	3436.07 5440.22	3603.46 5696.98	3770.83 5969.42
000278	Mgr, Isd Finance & Budget(+)		MIN 3478.47		MIN2 3826.34		MAX 5704.02		PAY GRADE..G07			
000279	Cf,Isd Program Mgmt Office(+)		MIN 3740.26		MIN2 4114.28		MAX 6174.28		PAY GRADE..G08			
000280	Isd Program Management Manager(+)		MIN 3740.26		MIN2 4114.28		MAX 6174.28		PAY GRADE..G08			

MIAMI DADE COUNTY
 FY 2023-2024 PAY PLAN EFFECTIVE 2023-10-02

JOB CODE NUMBER	JOB TITLE	01	02	03	04	05	06	07	08	09	10
		11	12	13	14	15	16	17	18	19	20
000281	Chief, ISD Fiscal Management(+)	MIN 3740.26		MIN2 4114.28		MAX 6174.28		PAY GRADE..G08			
000282	Isd Program Mgmt Specialist(+)	MIN 3240.03		MIN2 3564.00		MAX 5274.07		PAY GRADE..G06			
000283	Chief, Isd Policy & Office Ops(+)	MIN 4013.69		MIN2 4415.05		MAX 6671.50		PAY GRADE..G09			
000284	Isd,Mgr Spc Strat Initatives(+)	MIN 3240.03		MIN2 3564.00		MAX 5274.07		PAY GRADE..G06			
000285	ISD Mgr Public Aff And Comm(+)	MIN 2838.32		MIN2 3320.85		MAX 4884.34		PAY GRADE..G05			
000286	Dir Ada Coordination(+)	MIN 4013.69		MIN2 4415.05		MAX 6671.50		PAY GRADE..G09			
000287	Ast Dir,Internal Services Dept(+)	MIN 5019.99		MIN2 5522.02		MAX 8525.75		PAY GRADE..G12			
000288	Director Isd(+)	MIN 5409.68		MIN2 5950.66		MAX 15309.84		PAY GRADE..E01			
000289	Division Director 2,Isd (+)	MIN 4321.94		MIN2 4754.15		MAX 7235.87		PAY GRADE..G10			
000290	Isd Operations Coordinator(+)	MIN 2502.21		MIN2 2927.61		MAX 4241.04		PAY GRADE..G03			
000291	Mgr Isd Arch & Engineering Svc(+)	MIN 3740.26		MIN2 4114.28		MAX 6174.28		PAY GRADE..G08			

MIAMI DADE COUNTY
 FY 2023-2024 PAY PLAN EFFECTIVE 2023-10-02

JOB CODE NUMBER	JOB TITLE										
		01	02	03	04	05	06	07	08	09	10
		←-----									
		11	12	13	14	15	16	17	18	19	20
000292	Division, Director, Fimd(+)	MIN 4659.31		MIN2 5125.22		MAX 7853.89		PAY GRADE..G11			
000293	Div Dir, Isd Small Bus Dev(+)	MIN 4659.31		MIN2 5125.22		MAX 7853.89		PAY GRADE..G11			
000295	Ast To The Deputy Director(+)	MIN 2838.32		MIN2 3320.85		MAX 4884.34		PAY GRADE..G05			
000296	ISD Fisc Fac & Infr Div Coord(+)	MIN 4013.69		MIN2 4415.05		MAX 6671.50		PAY GRADE..G09			
000298	Assistant Division Dir, Isd(+)	MIN 3740.26		MIN2 4114.28		MAX 6174.28		PAY GRADE..G08			
000299	Deputy Director, Isd(+)	MIN 5020.00		MIN2 5522.02		MAX 13640.25		PAY GRADE..E02			
000301	Cashier 1	6 1094.01	1135.84	1170.17	1215.84	1265.30	1311.06	1360.53	1417.55	1470.97	1524.15
		1585.12	1646.07	1714.55	1790.69	1863.02	1944.82	2023.24	2113.43	2207.51	2301.61
000302	Cashier 2	6 1318.40	1370.31	1430.79	1487.05	1551.89	1616.61	1685.88	1767.94	1841.52	1923.54
		2005.72	2100.83	2187.26	2286.68	2399.14	2502.81	2619.58	2740.58	2865.93	2995.61
000304	Medical Billing Clerk	6 1318.40	1370.31	1430.79	1487.05	1551.89	1616.61	1685.88	1767.94	1841.52	1923.54
		2005.72	2100.83	2187.26	2286.68	2399.14	2502.81	2619.58	2740.58	2865.93	2995.61
000305	Paralegal Collection Spec	6 1770.65	1852.37	1941.86	2031.32	2132.50	2241.43	2350.40	2459.42	2580.02	2712.35
		2836.95	2976.93	3124.82	3276.57	3436.07	3603.46	3770.83	3945.82	4128.79	4315.55
000306	Paralegal Supervisor(+)	6 2070.39	2163.67	2260.91	2362.11	2467.17	2583.81	2708.40	2825.11	2961.41	3101.35
		3245.45	3397.17	3552.77	3720.13	3887.54	4062.72	4245.50	4444.05	4642.40	4852.58

MIAMI DADE COUNTY
 FY 2023-2024 PAY PLAN EFFECTIVE 2023-10-02

JOB CODE NUMBER	JOB TITLE		01	02	03	04	05	06	07	08	09	10
			11	12	13	14	15	16	17	18	19	20
000307	Hospital Account Clerk	6	1412.96 2187.47	1473.50 2289.54	1545.21 2395.28	1609.49 2504.86	1681.19 2618.19	1753.02 2742.82	1836.16 2875.13	1911.68 3007.35	1998.59 3147.09	2096.87 3294.51
000308	Finance Collection Specialist	6	1611.06 2580.02	1688.89 2712.35	1770.65 2836.95	1852.37 2976.93	1941.86 3124.82	2031.32 3276.57	2132.50 3436.07	2241.43 3603.46	2350.40 3770.83	2459.42 3945.82
000309	Credit & Collections Sup (+)	6	2031.32 3276.57	2132.50 3436.07	2241.43 3603.46	2350.40 3770.83	2459.42 3945.82	2580.02 4128.79	2712.35 4315.55	2836.95 4517.96	2976.93 4735.89	3124.82 4957.63
000310	Account Clerk	6	1318.40 2005.72	1370.31 2100.83	1430.79 2187.26	1487.05 2286.68	1551.89 2399.14	1616.61 2502.81	1685.88 2619.58	1767.94 2740.58	1841.52 2865.93	1923.54 2995.61
000311	Credit & Collections Rep	6	1470.03 2275.87	1533.02 2382.05	1607.62 2492.07	1674.52 2606.05	1749.10 2723.98	1823.85 2853.64	1910.33 2991.33	1988.91 3128.86	2079.34 3274.24	2181.58 3427.62
000312	Paralegal Support Specialist	6	1455.50 2199.25	1516.41 2293.39	1577.29 2395.35	1641.94 2505.17	1710.46 2618.79	1782.82 2736.38	1855.15 2860.23	1932.81 2987.37	2015.11 3128.46	2101.33 3261.69
000313	Credit&Collection Recovery Clk	6	1175.12 1787.74	1221.39 1872.51	1275.29 1949.54	1325.43 2038.17	1383.22 2138.40	1440.93 2230.80	1502.67 2334.89	1575.81 2442.74	1641.38 2554.46	1714.49 2670.05
000314	Finance Code Enforcement Rep	6	1442.87 2199.65	1505.62 2293.71	1568.39 2395.73	1635.06 2505.51	1705.61 2618.27	1780.17 2736.10	1854.61 2859.20	1933.02 2987.85	2015.32 3122.34	2101.73 3262.85
000315	Accountant 1	6	1688.89 2712.35	1770.65 2836.95	1852.37 2976.93	1941.86 3124.82	2031.32 3276.57	2132.50 3436.07	2241.43 3603.46	2350.40 3770.83	2459.42 3945.82	2580.02 4128.79

MIAMI DADE COUNTY
 FY 2023-2024 PAY PLAN EFFECTIVE 2023-10-02

JOB CODE NUMBER	JOB TITLE		01	02	03	04	05	06	07	08	09	10
			11	12	13	14	15	16	17	18	19	20
000316	Accountant 2(+)	6	2132.50 3436.07	2241.43 3603.46	2350.40 3770.83	2459.42 3945.82	2580.02 4128.79	2712.35 4315.55	2836.95 4517.96	2976.93 4735.89	3124.82 4957.63	3276.57 5191.18
000317	Accountant 3(+)	6	2459.42 3945.82	2580.02 4128.79	2712.35 4315.55	2836.95 4517.96	2976.93 4735.89	3124.82 4957.63	3276.57 5191.18	3436.07 5440.22	3603.46 5696.98	3770.83 5969.42
000318	Accountant 4(+)	6	2727.06 4342.93	2861.61 4552.42	3003.78 4765.58	3149.65 4990.07	3302.96 5229.47	3463.86 5476.28	3624.76 5738.16	3792.98 6011.21	3968.85 6302.97	4148.37 6492.08
000319	Mgr, Fin Procurement & Compl(+)		MIN 3478.47		MIN2 3826.34		MAX 5704.02		PAY GRADE..G07			
000320	Finance Information Specialist(+)	6	2176.16 3498.50	2281.95 3661.02	2387.77 3830.90	2504.87 4008.53	2633.36 4189.84	2754.33 4386.37	2890.22 4597.95	3033.81 4813.24	3181.14 5039.98	3335.98 5281.77
000321	Tax Collector Bus Sys Mgr(+)		MIN 3478.47		MIN2 3826.34		MAX 5704.02		PAY GRADE..G07			
000324	FIN General Ledger Coordinator(+)		MIN 2502.21		MIN2 2927.61		MAX 4241.04		PAY GRADE..G03			
000325	Finance Account & Budget Admin(+)	6	2727.06 4342.93	2861.61 4552.42	3003.78 4765.58	3149.65 4990.07	3302.96 5229.47	3463.86 5476.28	3624.76 5738.16	3792.98 6011.21	3968.85 6302.97	4148.37 6492.08
000326	Portfolio Analyst(+)	6	2241.43 3603.46	2350.40 3770.83	2459.42 3945.82	2580.02 4128.79	2712.35 4315.55	2836.95 4517.96	2976.93 4735.89	3124.82 4957.63	3276.57 5191.18	3436.07 5440.22
000327	Fin Proc And Comp Admin (+)		MIN 2838.32		MIN2 3320.85		MAX 4884.34		PAY GRADE..G05			

MIAMI DADE COUNTY
 FY 2023-2024 PAY PLAN EFFECTIVE 2023-10-02

JOB CODE NUMBER	JOB TITLE		01	02	03	04	05	06	07	08	09	10
			11	12	13	14	15	16	17	18	19	20
000328	Accts Payable Comp Spec (+)	6	1852.37 2976.93	1941.86 3124.82	2031.32 3276.57	2132.50 3436.07	2241.43 3603.46	2350.40 3770.83	2459.42 3945.82	2580.02 4128.79	2712.35 4315.55	2836.95 4517.96
000329	Investment Portfolio Clerk	6	1455.33 2253.11	1517.69 2358.24	1591.57 2467.17	1657.80 2580.02	1731.64 2696.76	1805.62 2825.11	1891.23 2961.41	1969.04 3097.58	2058.55 3241.50	2159.79 3393.37
000330	Assistant Portfolio Manager(+)		MIN 2652.39		MIN2 3103.32		MAX 4528.27		PAY GRADE..G04			
000331	Investment Portfolio Spec(+)	6	1798.41 2890.22	1885.30 3033.81	1972.16 3181.14	2070.39 3335.98	2176.16 3498.50	2281.95 3661.02	2387.77 3830.90	2504.87 4008.53	2633.36 4189.84	2754.33 4386.37
000332	Chief Portfolio Manager (+)		MIN 3240.03		MIN2 3564.00		MAX 5274.07		PAY GRADE..G06			
000333	Fin Gen Fund Reporting Admin(+)	6	2727.06 4342.93	2861.61 4552.42	3003.78 4765.58	3149.65 4990.07	3302.96 5229.47	3463.86 5476.28	3624.76 5738.16	3792.98 6011.21	3968.85 6302.97	4148.37 6492.08
000337	Mgr,Tax Collector Bus Int(+)		MIN 2838.32		MIN2 3320.85		MAX 4884.34		PAY GRADE..G05			
000338	Convention/Tourist Tax Examine(+)	6	1941.86 3124.82	2031.32 3276.57	2132.50 3436.07	2241.43 3603.46	2350.40 3770.83	2459.42 3945.82	2580.02 4128.79	2712.35 4315.55	2836.95 4517.96	2976.93 4735.89
000339	Fin Credit & Coll Acct Mgr(+)		MIN 2838.32		MIN2 3320.85		MAX 4884.34		PAY GRADE..G05			
000340	Finance Systems Support Admin(+)		MIN 4013.69		MIN2 4415.05		MAX 6671.50		PAY GRADE..G09			

MIAMI DADE COUNTY
FY 2023-2024 PAY PLAN EFFECTIVE 2023-10-02

JOB CODE NUMBER	JOB TITLE		01	02	03	04	05	06	07	08	09	10
			11	12	13	14	15	16	17	18	19	20
000341	Tax System Manager(+)	6	2607.28 4148.37	2727.06 4342.93	2861.61 4552.42	3003.78 4765.58	3149.65 4990.07	3302.96 5229.47	3463.86 5476.28	3624.77 5738.16	3792.98 6011.21	3968.85 6302.97
000342	Dir, Finance Credit & Coll. Div(+)		MIN 4659.31		MIN2 5125.22		MAX 7853.89		PAY GRADE..G11			
000343	Revenue & Productivity Anl 1(+)	6	1688.89 2712.35	1770.65 2836.95	1852.37 2976.93	1941.86 3124.82	2031.32 3276.57	2132.50 3436.07	2241.43 3603.46	2350.40 3770.83	2459.42 3945.82	2580.02 4128.79
000344	Revenue & Productivity Anl 2(+)	6	2132.50 3436.07	2241.43 3603.46	2350.40 3770.83	2459.42 3945.82	2580.02 4128.79	2712.35 4315.55	2836.95 4517.96	2976.93 4616.53	3124.82 4957.63	3276.57 5191.18
000345	Assistant Director, Finance(+)		MIN 5019.99		MIN2 5522.02		MAX 8525.75		PAY GRADE..G12			
000346	Mgr Grant Resources(+)		MIN 2838.32		MIN2 3320.85		MAX 4884.34		PAY GRADE..G05			
000347	Asst Div Dir, Cash Mgmt (+)		MIN 3740.26		MIN2 4114.28		MAX 6174.28		PAY GRADE..G08			
000348	Tax Collector Coll & Enf Offcr	6	1843.58 2846.45	1922.77 2978.42	2005.76 3114.13	2096.20 3253.57	2182.90 3400.72	2280.95 3553.78	2382.79 3713.66	2492.15 3880.78	2605.18 4055.41	2722.03 4237.90
000350	Tax Records Specialist 2	6	1303.40 1933.02	1356.65 2015.32	1406.17 2101.73	1455.65 2199.65	1516.57 2293.71	1577.50 2395.73	1642.23 2505.51	1710.75 2618.27	1783.11 2736.04	1855.41 2859.18
000351	Senior Tax Records Specialist	6	1455.50 2199.26	1516.41 2293.40	1577.29 2395.37	1641.95 2505.18	1710.47 2618.80	1782.83 2736.39	1855.15 2857.97	1932.81 2987.38	2015.11 3128.48	2101.34 3261.70

MIAMI DADE COUNTY
 FY 2023-2024 PAY PLAN EFFECTIVE 2023-10-02

JOB CODE NUMBER	JOB TITLE		01	02	03	04	05	06	07	08	09	10
			11	12	13	14	15	16	17	18	19	20
000352	Tax Collector Revenue Spec	6	1688.89 2712.35	1770.65 2836.95	1852.37 2976.93	1941.86 3124.82	2031.32 3276.57	2132.50 3436.07	2241.43 3603.46	2350.40 3770.83	2459.42 3945.82	2580.02 4128.79
000353	Finance Section Assistant Mgr(+)	6	2712.35 4315.55	2836.95 4517.96	2976.93 4735.89	3124.82 4957.63	3276.57 5191.18	3436.07 5440.22	3603.46 5696.98	3770.83 5969.42	3945.82 6253.46	4128.79 6556.99
000354	Finance Section Manager (+)		MIN 3240.03		MIN2 3564.00		MAX 5274.07		PAY GRADE..G06			
000355	Credit & Col Fin Sect Mgr(+)		MIN 3240.03		MIN2 3564.00		MAX 5274.07		PAY GRADE..G06			
000356	Financial Ctls & Pol Admin(+)	6	2727.06 4342.93	2861.61 4552.42	3003.78 4765.58	3149.65 4990.07	3302.96 5229.47	3463.86 5476.28	3624.76 5738.16	3792.98 6011.21	3968.85 6302.97	4148.37 6492.08
000357	Finance Regulatory Comp Coord(+)		MIN 2652.39		MIN2 3103.32		MAX 4528.27		PAY GRADE..G04			
000358	Tax Collector Legal Liaison(+)		MIN 2838.32		MIN2 3320.85		MAX 4884.34		PAY GRADE..G05			
000359	Tax Collector Manager (+)		MIN 2477.44		MIN2 2898.63		MAX 4199.05		PAY GRADE..G03			
000361	Tax Collector Sup(+)	6	2070.39 3245.45	2163.67 3397.17	2260.91 3552.77	2362.11 3720.13	2467.17 3887.54	2583.81 4062.72	2708.40 4245.50	2825.11 4444.05	2961.41 4642.40	3101.35 4852.58
000362	Tax Collector Section Asst Mgr(+)		MIN 2652.39		MIN2 3103.32		MAX 4528.27		PAY GRADE..G04			

MIAMI DADE COUNTY
 FY 2023-2024 PAY PLAN EFFECTIVE 2023-10-02

JOB CODE NUMBER	JOB TITLE											
		01	02	03	04	05	06	07	08	09	10	
		←----->										
		11	12	13	14	15	16	17	18	19	20	
000363	Credit & Col Sect Asst Mgr(+)	MIN 2652.39		MIN2 3103.32		MAX 4528.27		PAY GRADE..G04				
000364	Director, Tax Collector (+)	MIN 5409.68		MIN2 5950.66		MAX 15309.84		PAY GRADE..E01				
000365	Finance Shared Svc Tech	6	1318.40	1370.31	1430.79	1487.05	1551.89	1616.61	1685.88	1767.94	1841.52	1923.54
			2005.72	2100.83	2187.26	2286.68	2399.14	2502.81	2619.58	2740.58	2865.93	2995.61
000366	Division Director, Tax Coll(+)	MIN 4013.69		MIN2 4415.05		MAX 6671.50		PAY GRADE..G09				
000367	Finance Shared Svc Spec 1	6	1688.89	1770.65	1852.37	1941.86	2031.32	2132.50	2241.43	2350.40	2459.42	2580.02
			2712.35	2836.95	2976.93	3124.82	3276.57	3436.07	3603.46	3770.83	3945.82	4128.79
000368	Finance Shared Svc Spec 2(+)	6	2132.50	2241.43	2350.40	2459.42	2580.02	2712.35	2836.95	2976.93	3124.82	3276.57
			3436.07	3603.46	3770.83	3945.82	4128.79	4315.55	4517.96	4735.89	4957.63	5191.18
000369	Finance Shared Svc Sup (+)	6	2459.42	2580.02	2712.35	2836.95	2976.93	3124.82	3276.57	3436.07	3603.46	3770.83
			3945.82	4128.79	4315.55	4517.96	4735.89	4957.63	5191.18	5440.22	5696.98	5969.42
000370	Assistant Tax Collector (+)	MIN 4659.31		MIN2 5125.22		MAX 7853.89		PAY GRADE..G11				
000371	Tax Collector(+)	MIN 4659.31		MIN2 5125.22		MAX 7853.89		PAY GRADE..G11				
000372	DIV DIR, FIN BUS SOLN SPT(+)	MIN 4659.31		MIN2 5125.22		MAX 7853.89		PAY GRADE..G11				
000373	Dir,Fin,Comp, & Admin Division(+)	MIN 4659.31		MIN2 5125.22		MAX 7853.89		PAY GRADE..G11				

MIAMI DADE COUNTY
 FY 2023-2024 PAY PLAN EFFECTIVE 2023-10-02

JOB CODE NUMBER	JOB TITLE										
		01	02	03	04	05	06	07	08	09	10
		←-----									
		11	12	13	14	15	16	17	18	19	20
000374	Mgr Financial Reporting (+)	MIN 3240.03		MIN2 3564.00		MAX 5274.07		PAY GRADE..G06			
000375	Assistant Controller(+)	MIN 4013.69		MIN2 4415.05		MAX 6671.50		PAY GRADE..G09			
000376	Erp Business Analyst 1 (+)	MIN 2534.97		MIN2 3039.74		MAX 4365.68		PAY GRADE..GIF			
000377	Controller(+)	MIN 4659.31		MIN2 5125.22		MAX 7853.89		PAY GRADE..G11			
000378	Fin Auditing&Reporting Admin(+)	6 2727.06	2861.61	3003.78	3149.65	3302.96	3463.86	3624.76	3792.98	3968.85	4148.37
		4342.93	4552.42	4765.58	4990.07	5229.47	5476.28	5738.16	6011.21	6302.97	6492.08
000379	Tax Collector Section Manager(+)	MIN 3240.03		MIN2 3564.00		MAX 5274.07		PAY GRADE..G06			
000380	Financial Reporting Admin(+)	6 2727.06	2861.61	3003.78	3149.65	3302.96	3463.86	3624.76	3792.98	3968.85	4148.37
		4342.93	4552.42	4765.58	4990.07	5229.47	5476.28	5738.16	6011.21	6302.97	6492.08
000381	Erp Business Analyst 2 (+)	MIN 2918.61		MIN2 3533.38		MAX 4882.80		PAY GRADE..GIG			
000382	Erp Business Analyst 3 (+)	MIN 3366.07		MIN2 4058.65		MAX 5614.21		PAY GRADE..GIK			
000383	Senior Finance Analyst (+)	MIN 3366.07		MIN2 4058.65		MAX 5614.21		PAY GRADE..GIK			
000384	Bond Accountant 1	6 1688.89	1770.65	1852.37	1941.86	2031.32	2132.50	2241.43	2350.40	2459.42	2580.02
		2712.35	2836.95	2976.93	3124.82	3276.57	3436.07	3603.46	3770.83	3945.82	4128.79

MIAMI DADE COUNTY
 FY 2023-2024 PAY PLAN EFFECTIVE 2023-10-02

JOB CODE NUMBER	JOB TITLE										
		01	02	03	04	05	06	07	08	09	10
		←----->									
		11	12	13	14	15	16	17	18	19	20
000385	Senior Bond Analyst(+)	MIN 4013.69		MIN2 4415.05		MAX 6671.50		PAY GRADE..G09			
000386	Dir Cash Management Div (+)	MIN 4659.31		MIN2 5125.22		MAX 7853.89		PAY GRADE..G11			
000387	Bond Analyst(+)	MIN 3240.03		MIN2 3564.00		MAX 5274.07		PAY GRADE..G06			
000388	Ar & Billing Reporting Adminst(+)	6 2727.06	2861.61	3003.78	3149.65	3302.96	3463.86	3624.76	3792.98	3968.85	4148.37
		4342.93	4552.42	4765.56	4990.07	5229.47	5476.28	5738.16	6011.21	6302.97	6492.08
000389	Dir Bond Administration Div(+)	MIN 4659.31		MIN2 5125.22		MAX 7853.89		PAY GRADE..G11			
000390	Bond Accountant 2(+)	6 2459.42	2580.02	2712.35	2836.95	2976.93	3124.82	3276.57	3436.07	3603.46	3770.83
		3945.82	4128.79	4315.55	4517.96	4735.89	4957.63	5191.18	5440.22	5696.98	5969.42
000391	Financial Reporting Coord(+)	6 2459.42	2580.02	2712.35	2836.95	2976.93	3124.82	3276.57	3436.07	3603.46	3770.83
		3945.82	4128.79	4315.55	4517.96	4735.89	4957.63	5191.18	5440.22	5696.98	5969.42
000392	Finance Citation Comp Admin(+)	6 2712.35	2836.95	2976.93	3124.82	3276.57	3436.07	3603.46	3770.83	3945.82	4128.79
		4315.55	4517.96	4735.89	4957.63	5191.18	5440.22	5696.98	5969.42	6253.46	6556.99
000393	Senior Bond Accountant (+)	6 2727.06	2861.61	3003.78	3149.65	3302.96	3463.86	3624.76	3792.98	3968.85	4148.37
		4342.93	4552.42	4765.58	4990.07	5229.47	5476.28	5738.16	6011.21	6302.97	6492.08
000396	Fin Reg Compliance Admin(+)	MIN 3240.03		MIN2 3564.00		MAX 5274.07		PAY GRADE..G06			
000397	Deputy Finance Director (+)	MIN 5020.00		MIN2 5522.02		MAX 13640.25		PAY GRADE..E02			

MIAMI DADE COUNTY
 FY 2023-2024 PAY PLAN EFFECTIVE 2023-10-02

JOB CODE NUMBER	JOB TITLE	←-----									
		01	02	03	04	05	06	07	08	09	10
		11	12	13	14	15	16	17	18	19	20
000398	Finance Director(+)	MIN 5409.68		MIN2 5950.66		MAX 15309.84		PAY GRADE...E01			
000399	Asst Div Dir, Credit & Coll(+)	MIN 3740.26		MIN2 4114.28		MAX 6174.28		PAY GRADE...G08			
000400	Ast Div Dir, Fin Bus Soln Spt(+)	MIN 4013.69		MIN2 4415.05		MAX 6671.50		PAY GRADE...G09			
000402	Personnel Technician	6 1544.91	1611.06	1688.89	1770.65	1852.37	1941.86	2031.32	2132.50	2241.43	2350.40
		2459.42	2580.02	2712.35	2836.95	2976.93	3124.82	3276.57	3436.07	3603.46	3770.83
000410	Personnel Specialist(+)	6 1780.60	1866.64	1952.63	2049.90	2154.62	2259.36	2364.13	2480.06	2607.28	2727.06
		2861.61	3003.78	3149.65	3302.96	3463.86	3624.77	3792.98	3968.85	4148.37	4342.93
000412	Senior Personnel Specialist(+)	6 2154.62	2259.36	2364.13	2480.06	2607.28	2727.06	2861.61	3003.78	3149.65	3302.96
		3463.86	3624.77	3792.98	3968.85	4148.37	4342.93	4552.42	4765.58	4990.07	5229.47
000415	Chief, Human Resources Div(+)	MIN 3740.26		MIN2 4114.28		MAX 6174.28		PAY GRADE...G08			
000416	Human Resources Manager (+)	MIN 2652.39		MIN2 3103.32		MAX 4528.27		PAY GRADE...G04			
000417	Sr. Human Resources Manager(+)	MIN 2838.32		MIN2 3320.85		MAX 4884.34		PAY GRADE...G05			
000420	Training Specialist 1(+)	6 1467.11	1544.91	1611.06	1688.89	1770.65	1852.37	1941.86	2031.32	2132.50	2241.43
		2350.40	2459.42	2580.02	2712.35	2836.95	2976.93	3124.82	3276.57	3436.07	3603.46
000422	Training Specialist 2(+)	6 1852.37	1941.86	2031.32	2132.50	2241.43	2350.40	2459.42	2580.02	2712.35	2836.95
		2976.93	3124.82	3276.57	3436.07	3603.46	3770.83	3945.82	4128.79	4315.55	4517.96

MIAMI DADE COUNTY
 FY 2023-2024 PAY PLAN EFFECTIVE 2023-10-02

JOB CODE NUMBER	JOB TITLE		01	02	03	04	05	06	07	08	09	10
			←	-----	-----	-----	-----	-----	-----	-----	-----	-----
			11	12	13	14	15	16	17	18	19	20
000424	Training Specialist 3(+)	6	2241.43 3603.46	2350.40 3770.83	2459.42 3945.82	2580.02 4128.79	2712.35 4315.55	2836.95 4517.97	2976.93 4735.89	3124.82 4957.63	3276.57 5191.18	3436.07 5440.22
000425	Shared Services Analyst (+)		MIN 2560.32		MIN2 3070.13		MAX 4409.35		PAY GRADE..GIF			
000426	Shared Services Specialist		MIN 1941.86		MIN2 2350.40		MAX 3436.07		PAY GRADE..G65			
000429	Manager, Training & Labor Rela(+)		MIN 2838.32		MIN2 3320.85		MAX 4884.34		PAY GRADE..G05			
000430	Supv, Hr Testing & Validation(+)		MIN 3240.03		MIN2 3564.00		MAX 5274.07		PAY GRADE..G06			
000431	Hr Services Coordinator (+)		MIN 2652.39		MIN2 3103.32		MAX 4528.27		PAY GRADE..G04			
000432	Mgr,Hr Exc Aff & Strat Init(+)		MIN 3478.47		MIN2 3826.34		MAX 5704.02		PAY GRADE..G07			
000436	Hrd Appeal Officer(+)		MIN 2838.32		MIN2 3320.85		MAX 4884.34		PAY GRADE..G05			
000437	HR Clinical Support Svc Cnsr(+)		MIN 2678.92		MIN2 3134.34		MAX 4573.55		PAY GRADE..G04			
000438	Sr Mgr, Employee Support Svc(+)		MIN 3740.26		MIN2 4114.28		MAX 6174.28		PAY GRADE..G08			
000440	Hrfep Support Assistant (+)	6	1467.11 2350.40	1544.91 2459.42	1611.06 2580.02	1688.89 2712.35	1770.65 2836.95	1852.37 2976.93	1941.86 3124.82	2031.32 3276.57	2132.50 3436.07	2241.43 3603.46

MIAMI DADE COUNTY
 FY 2023-2024 PAY PLAN EFFECTIVE 2023-10-02

JOB CODE NUMBER	JOB TITLE		01	02	03	04	05	06	07	08	09	10
			←	-----	-----	-----	-----	-----	-----	-----	-----	-----
			11	12	13	14	15	16	17	18	19	20
000441	Hr Finance & Admin Specialist(+)	6	2364.13 3792.98	2480.06 3968.85	2607.28 4148.37	2727.06 4342.93	2861.61 4552.42	3003.78 4765.58	3149.65 4990.07	3302.96 5229.47	3463.86 5476.28	3624.77 5738.16
000442	Employee Development Spec(+)		MIN 2336.46		MIN2 2733.64		MAX 3928.94		PAY GRADE..G02			
000443	Mgr,Hr Fiscal & Admin Services(+)		MIN 3478.47		MIN2 3826.34		MAX 5704.02		PAY GRADE..G07			
000444	HR Fin Payroll Administrator(+)		MIN 3478.47		MIN2 3826.34		MAX 5704.02		PAY GRADE..G07			
000445	Hr Finance & Budget Admin(+)		MIN 2652.39		MIN2 3103.32		MAX 4528.27		PAY GRADE..G04			
000446	Hr Finance Specialist	6	1672.17 2685.50	1753.12 2808.86	1834.03 2947.46	1922.64 3093.89	2011.21 3244.14	2111.40 3402.05	2219.25 3567.78	2327.13 3733.50	2435.07 3906.75	2554.46 4087.92
000447	Hr Comp & Job Analyst Sup(+)		MIN 2838.32		MIN2 3320.85		MAX 4884.34		PAY GRADE..G05			
000448	Manager, Hr Section(+)		MIN 3478.47		MIN2 3826.34		MAX 5704.02		PAY GRADE..G07			
000449	Ast Cf,Hr Comp & Job Analysis(+)		MIN 3478.47		MIN2 3826.34		MAX 5704.02		PAY GRADE..G07			
000450	Ch, Hr Comp & Job Analysis(+)		MIN 4013.69		MIN2 4415.05		MAX 6671.50		PAY GRADE..G09			
000451	Hr Services Clerk	6	1318.40 2005.72	1370.31 2100.83	1430.79 2187.26	1487.05 2286.68	1551.89 2399.14	1616.61 2502.81	1685.88 2619.58	1767.94 2740.58	1841.52 2865.93	1923.54 2995.61

MIAMI DADE COUNTY
FY 2023-2024 PAY PLAN EFFECTIVE 2023-10-02

JOB CODE NUMBER	JOB TITLE		01	02	03	04	05	06	07	08	09	10
			11	12	13	14	15	16	17	18	19	20
000452	Hr Support Services Specialist	6	1455.33 2253.11	1517.69 2358.24	1591.57 2467.17	1657.80 2580.02	1731.64 2696.76	1805.62 2825.11	1891.23 2961.41	1969.04 3097.58	2058.55 3241.50	2159.79 3393.37
000453	Hr Support Services Officer	6	1616.89 2712.35	1690.49 2836.95	1853.20 2976.93	1941.86 3124.82	2031.32 3276.57	2132.50 3436.07	2241.43 3603.46	2350.40 3770.83	2459.42 3945.82	2580.02 4128.79
000454	Hr Operations Support Coord(+)	6	2387.77 3830.90	2504.87 4008.53	2633.36 4189.84	2754.33 4386.37	2890.22 4597.95	3033.81 4813.24	3181.14 5039.98	3335.98 5281.77	3498.50 5531.05	3661.02 5795.55
000455	Hr Coordinator(+)		MIN 2652.39		MIN2 3103.32		MAX 4528.27		PAY GRADE..G04			
000456	Director, Human Resources Dept(+)		MIN 5409.68		MIN2 5950.66		MAX 15309.84		PAY GRADE..E01			
000457	Hr Division Director(+)		MIN 4659.31		MIN2 5125.22		MAX 7853.89		PAY GRADE..G11			
000458	Hr Records Technician	6	1334.78 2132.50	1400.85 2241.43	1467.11 2350.40	1544.91 2459.42	1611.06 2580.02	1688.89 2712.35	1770.65 2836.95	1852.37 2976.93	1941.86 3124.82	2031.32 3276.57
000459	Hris Technician	6	1479.16 2350.39	1554.69 2459.41	1618.94 2580.01	1694.49 2712.33	1773.89 2836.94	1853.19 2975.87	1941.86 3124.81	2031.31 3276.56	2132.49 3436.06	2241.43 3590.70
000460	HR Business Systems Section Cf(+)		MIN 4013.69		MIN2 4415.05		MAX 6671.50		PAY GRADE..G09			
000461	Hris Specialist(+)		MIN 2382.29		MIN2 3245.53		MAX 4108.77		PAY GRADE..GIT			
000462	Manager, HRD Support Services(+)	6	2797.89 4451.74	2934.19 4665.82	3078.03 4883.69	3229.85 5109.41	3385.55 5350.69	3549.00 5607.55	3712.46 5868.20	3883.57 6144.54	4066.54 6437.03	4257.18 6758.91

MIAMI DADE COUNTY
FY 2023-2024 PAY PLAN EFFECTIVE 2023-10-02

JOB CODE NUMBER	JOB TITLE	←----->									
		01	02	03	04	05	06	07	08	09	10
		11	12	13	14	15	16	17	18	19	20
000463	Hrd Supervisor, Recruitment(+)	MIN 2838.32		MIN2 3320.85		MAX 4884.34		PAY GRADE..G05			
000464	Deputy Director, Hr(+)	MIN 5020.00		MIN2 5522.02		MAX 13640.25		PAY GRADE..E02			
000467	Personnel Payroll&Sys Sup(+)	MIN 2866.70		MIN2 3354.06		MAX 4933.18		PAY GRADE..G05			
000468	Personnel-Payroll Tech- Bos	6 1941.86 3124.82	2031.32 3276.57	2132.50 3436.07	2241.43 3603.46	2350.40 3770.83	2459.42 3945.82	2580.02 4128.79	2712.35 4315.55	2836.95 4517.96	2976.93 4735.89
000469	Personnel-Payroll Tech Wc/Dis	6 1941.86 3124.82	2031.32 3276.57	2132.50 3436.07	2241.43 3603.46	2350.40 3770.83	2459.42 3945.82	2580.02 4128.79	2712.35 4315.55	2836.95 4517.96	2976.93 4735.89
000470	Manager, Hr Testing&Validation(+)	MIN 3740.26		MIN2 4114.28		MAX 6174.28		PAY GRADE..G08			
000471	Senior Division Director, Hr(+)	MIN 4659.31		MIN2 5125.22		MAX 7853.89		PAY GRADE..G11			
000472	HCM Business Analyst(+)	MIN 3740.26		MIN2 4114.28		MAX 6174.28		PAY GRADE..G08			
000473	HCM and Payroll Administrator(+)	MIN 4013.69		MIN2 4415.05		MAX 6671.50		PAY GRADE..G09			
000474	Labor Relations Officer (+)	MIN 2313.33		MIN2 2706.58		MAX 3890.03		PAY GRADE..G02			
000475	Labor Relations Specialist(+)	MIN 2652.39		MIN2 3103.32		MAX 4528.27		PAY GRADE..G04			

MIAMI DADE COUNTY
 FY 2023-2024 PAY PLAN EFFECTIVE 2023-10-02

JOB CODE NUMBER	JOB TITLE	←-----									
		01	02	03	04	05	06	07	08	09	10
		11	12	13	14	15	16	17	18	19	20
000476	Labor Managment Manager (+)	MIN 3478.47		MIN2 3826.34		MAX 5704.02		PAY GRADE..G07			
000478	Labor Relations Admin Ast	6 1529.60	1595.11	1672.17	1753.12	1834.03	1922.64	2011.21	2111.40	2219.25	2327.13
		2435.07	2554.46	2685.50	2808.86	2947.46	3093.89	3244.14	3402.05	3567.78	3733.50
000524	Examinations Technician	6 1440.93	1502.67	1575.81	1641.38	1714.49	1787.74	1872.51	1949.54	2038.17	2138.40
		2230.80	2334.89	2442.74	2554.46	2670.05	2797.14	2932.09	3066.92	3209.42	3359.77
000543	Hr Personnel Services Special(+)	MIN 2313.33		MIN2 2706.58		MAX 3890.03		PAY GRADE..G02			
000553	HR Compensation & Job Analyst(+)	MIN 2477.44		MIN2 2898.63		MAX 4199.05		PAY GRADE..G03			
000604	Mayor's Rec Mgmt Coord	MIN 1338.03		MIN2 1589.59		MAX 2482.34		PAY GRADE..A01			
000638	HR, FEP Support Coordinator(+)	MIN 2313.33		MIN2 2706.58		MAX 3890.03		PAY GRADE..G02			
000639	Human Rights & Fair Employ Spc(+)	MIN 2652.39		MIN2 3103.32		MAX 4528.27		PAY GRADE..G04			
000640	Hr Program Coordinator (+)	MIN 2477.44		MIN2 2898.63		MAX 4199.05		PAY GRADE..G03			
000641	Human Rights & Fair Emp Supv	MIN 2838.32		MIN2 3320.85		MAX 4884.34		PAY GRADE..G05			
000642	Hr Program Support Specialist(+)	6 1834.03	1922.64	2011.21	2111.40	2219.25	2327.13	2435.07	2554.46	2685.50	2808.86
		2947.46	3093.89	3244.14	3402.05	3567.78	3733.50	3906.75	4087.92	4272.82	4473.23

MIAMI DADE COUNTY
 FY 2023-2024 PAY PLAN EFFECTIVE 2023-10-02

JOB CODE NUMBER	JOB TITLE	01	02	03	04	05	06	07	08	09	10
		←									→
		11	12	13	14	15	16	17	18	19	20
000648	Mental Health Services Mgr(+)	MIN 4321.94		MIN2 4754.15		MAX 7235.87		PAY GRADE..G10			
000660	It Cont & Procurement Ofc(+)	MIN 2336.46		MIN2 2733.64		MAX 3928.94		PAY GRADE..G02			
000661	It Contracts & Procurement Mgr(+)	MIN 3478.47		MIN2 3826.34		MAX 5704.02		PAY GRADE..G07			
000662	It Project Manager(+)	MIN 2805.52		MIN2 3396.51		MAX 4693.64		PAY GRADE..GIW			
000679	Agricultural Manager(+)	MIN 4013.69		MIN2 4415.05		MAX 6671.50		PAY GRADE..G09			
000680	Ast To Agricultural Mgr (+)	MIN 2160.21		MIN2 2527.44		MAX 3607.85		PAY GRADE..G01			
000681	Mayor's Admin Assistant (+)	MIN 2652.39		MIN2 3103.32		MAX 4528.27		PAY GRADE..B01			
000692	Assistant To The Chief (+)	MIN 2652.39		MIN2 3103.32		MAX 6174.28		PAY GRADE..B02			
000725	Capital Imp Proj Analyst(+)	MIN 2652.39		MIN2 3103.32		MAX 4528.27		PAY GRADE..G04			
000732	Agenda Processing Specialist(+)							SALARY TO BE DETERMINED BY THE BOARD OF COUNTY COMMISSIONERS			
000738	Ast Agenda Coor(+)							SALARY TO BE DETERMINED BY THE BOARD OF COUNTY COMMISSIONERS			
000739	Agenda Coordinator(+)							SALARY TO BE DETERMINED BY THE BOARD OF COUNTY COMMISSIONERS			

MIAMI DADE COUNTY
 FY 2023-2024 PAY PLAN EFFECTIVE 2023-10-02

JOB CODE NUMBER	JOB TITLE	01	02	03	04	05	06	07	08	09	10
		←									→
		11	12	13	14	15	16	17	18	19	20
000740	Tpo Program Development Mgr(+)	MIN 3337.24		MIN2 3670.93		MAX 5432.28		PAY GRADE..G26			
000741	Tpo Agenda Processing Ast	MIN 1452.59		MIN2 1753.12		MAX 2554.46		PAY GRADE..G64			
000743	Tpo Board Administration Spec	MIN 1702.06		MIN2 2049.90		MAX 3004.70		PAY GRADE..A03			
000744	Tpo Administration Specialist	MIN 1378.16		MIN2 1637.27		MAX 2556.82		PAY GRADE..D01			
000745	Tpo Budget Administrator(+)	MIN 2923.47		MIN2 3420.48		MAX 5030.87		PAY GRADE..G25			
000746	Tpo Senior Admin Coordinator(+)	MIN 2382.73		MIN2 2787.78		MAX 4006.72		PAY GRADE..G22			
000752	Tpo Transit And Regional Mgr(+)	MIN 3852.45		MIN2 4237.71		MAX 6359.49		PAY GRADE..G28			
000753	Deputy Adm. Mobil. Mgmt & Impl(+)	MIN 4451.60		MIN2 4896.77		MAX 7452.94		PAY GRADE..G30			
000755	Tpo Intergovernmental Aff Coor(+)	MIN 1896.79		MIN2 2219.25		MAX 3390.79		PAY GRADE..G20			
000756	Tpo Deputy Adm. Governing Brd(+)	MIN 4451.60		MIN2 4896.77		MAX 7452.94		PAY GRADE..G30			
000757	Tpo Budget Coordinator (+)	MIN 2382.73		MIN2 2787.78		MAX 4006.72		PAY GRADE..G22			

MIAMI DADE COUNTY
 FY 2023-2024 PAY PLAN EFFECTIVE 2023-10-02

JOB CODE NUMBER	JOB TITLE	01	02	03	04	05	06	07	08	09	10	
		←									→	
		11	12	13	14	15	16	17	18	19	20	
000758	Tpo Transportation Plng Intern(+)											SALARY TO BE DETERMINED BY MPO EXECUTIVE DIRECTOR
000760	Tpo Mobility Planner 2 (+)	MIN 2382.73		MIN2 2787.78		MAX 4006.72			PAY GRADE..G22			
000761	Tpo Mobility Planner 1 (+)	MIN 1896.79		MIN2 2219.25		MAX 3390.79			PAY GRADE..G20			
000762	Tpo Policy & Program Manager(+)	MIN 3337.24		MIN2 3670.93		MAX 5432.28			PAY GRADE..G26			
000764	Tpo Prog Admin, Govern Board(+)	MIN 5170.60		MIN2 5687.69		MAX 8781.51			PAY GRADE..G32			
000765	Tpo Finance Manager(+)	MIN 3337.24		MIN2 3670.93		MAX 5432.28			PAY GRADE..G26			
000766	Tpo Public Involvement Officer(+)	MIN 1896.79		MIN2 2219.25		MAX 3390.79			PAY GRADE..G20			
000767	Tpo Chief Communications Ofc(+)	MIN 3852.45		MIN2 4237.71		MAX 6359.49			PAY GRADE..G28			
000768	Tpo Prog Admin, Transportation(+)	MIN 5170.60		MIN2 5687.69		MAX 8781.51			PAY GRADE..G32			
000769	Director, Tpo(+)											SALARY TO BE DETERMINED BY MPO BOARD
000770	Tpo Clerk Of Governing Board(+)	MIN 2923.47		MIN2 3420.48		MAX 5030.87			PAY GRADE..G25			

MIAMI DADE COUNTY
FY 2023-2024 PAY PLAN EFFECTIVE 2023-10-02

JOB CODE NUMBER	JOB TITLE										
		01	02	03	04	05	06	07	08	09	10
		←-----									
		11	12	13	14	15	16	17	18	19	20
000772	Tpo Transportation Planner 2(+)	MIN 2382.73		MIN2 2787.78		MAX 4006.72		PAY GRADE..G22			
000773	Tpo Spc Proj & Outreach Coor(+)	MIN 1896.79		MIN2 2219.25		MAX 3390.79		PAY GRADE..G20			
000774	Tpo Exec Asst To The Director(+)	MIN 2551.75		MIN2 2985.58		MAX 4325.01		PAY GRADE..G23			
000775	Tpo Transportation Planner 3(+)	MIN 2923.47		MIN2 3420.48		MAX 5030.87		PAY GRADE..G25			
000776	Tpo Mobility Planner 3 (+)	MIN 2923.47		MIN2 3420.48		MAX 5030.87		PAY GRADE..G25			
000777	Tpo Deputy Administrator(+)	MIN 4451.60		MIN2 4896.77		MAX 7452.94		PAY GRADE..G30			
000780	Sustainability Program Ast	MIN 2181.81		MIN2 2552.72		MAX 3643.93		PAY GRADE..G01			
000782	Energy Management Specialist(+)	6 2459.42	2580.02	2712.35	2836.95	2976.93	3124.82	3276.57	3436.07	3603.46	3770.83
		3945.82	4128.79	4315.55	4517.96	4735.89	4957.63	5191.18	5440.22	5696.98	5969.42
000787	Rer Resiliency Coordinator 1(+)	MIN 2336.46		MIN2 2733.64		MAX 3928.94		PAY GRADE..G02			
000788	Rer Resiliency Coordinator 2(+)	MIN 2678.92		MIN2 3134.34		MAX 4573.55		PAY GRADE..G04			
000789	Rer Resiliency Metrics Analyst(+)	MIN 2678.92		MIN2 3134.34		MAX 4573.55		PAY GRADE..G04			

MIAMI DADE COUNTY
 FY 2023-2024 PAY PLAN EFFECTIVE 2023-10-02

JOB CODE NUMBER	JOB TITLE										
		01	02	03	04	05	06	07	08	09	10
		←									→
		11	12	13	14	15	16	17	18	19	20
000790	Rer Resiliency Program Mgr(+)	MIN 3240.03		MIN2 3564.00		MAX 5274.07		PAY GRADE..G06			
000791	Resilience Plan & Policy Mgr(+)	MIN 2838.32		MIN2 3320.85		MAX 4884.34		PAY GRADE..G05			
000792	Sr Energy Resilience Prog Mgr(+)	MIN 3478.47		MIN2 3826.34		MAX 5704.02		PAY GRADE..G07			
000793	Dir Resiliency & Planning Impl(+)	MIN 4013.69		MIN2 4415.05		MAX 6671.50		PAY GRADE..G09			
000795	RER Resiliency Ops Manager(+)	MIN 2652.39		MIN2 3103.32		MAX 4528.27		PAY GRADE..G04			
000802	Marketing Services Coordinator(+)	6 2241.43 3603.46	2350.40 3770.83	2459.42 3945.82	2580.02 4128.79	2712.35 4315.55	2836.95 4517.96	2976.93 4735.89	3124.82 4957.63	3276.57 5191.18	3436.07 5440.22
000803	Administrative Assistant 1(+)	6 1529.60 2435.07	1595.11 2554.46	1672.17 2685.50	1753.12 2808.86	1834.03 2947.46	1922.64 3093.89	2011.21 3244.14	2111.40 3402.05	2219.25 3567.78	2327.13 3733.50
000804	Grants Specialist(+)	6 2241.43 3603.46	2350.40 3770.83	2459.42 3945.82	2580.02 4128.79	2712.35 4315.55	2836.95 4517.96	2976.93 4735.75	3124.82 4957.63	3276.57 5191.18	3436.07 5440.22
000805	Grants Supervisor(+)	MIN 2502.21		MIN2 2927.61		MAX 4241.04		PAY GRADE..G03			
000806	Accreditation Manager(+)	6 2633.36 4189.84	2754.33 4386.37	2890.22 4597.95	3033.81 4813.24	3181.14 5039.98	3335.98 5281.77	3498.50 5531.05	3661.02 5795.55	3830.90 6071.32	4008.53 6366.01
000808	Administrative Trainee (+)			\$18.16 FLAT HOURLY RATE							

MIAMI DADE COUNTY
 FY 2023-2024 PAY PLAN EFFECTIVE 2023-10-02

JOB CODE NUMBER	JOB TITLE		01	02	03	04	05	06	07	08	09	10
			11	12	13	14	15	16	17	18	19	20
000809	Dept Records Supervisor (+)	6	1852.37 2976.93	1941.86 3124.82	2031.32 3276.57	2132.50 3436.07	2241.43 3603.46	2350.40 3770.83	2459.42 3945.82	2580.02 4128.79	2712.35 4315.55	2836.95 4517.96
000810	Administrative Officer 1 (+)	6	1467.11 2350.40	1544.91 2459.42	1611.06 2580.02	1688.89 2712.35	1770.65 2836.95	1852.37 2976.93	1941.86 3124.82	2031.32 3276.57	2132.50 3436.07	2241.43 3603.46
000811	Administrative Officer 2 (+)	6	1852.37 2976.93	1941.86 3124.82	2031.32 3276.57	2132.50 3436.07	2241.43 3603.46	2350.40 3770.83	2459.42 3945.82	2580.02 4128.79	2712.35 4315.55	2836.95 4517.96
000812	Administrative Officer 3 (+)	6	2241.43 3603.46	2350.40 3770.83	2459.42 3945.82	2580.02 4128.79	2712.35 4315.55	2836.95 4517.96	2976.93 4735.89	3124.82 4957.63	3276.57 5191.18	3436.07 5440.22
000831	Spc Projects Administrator 1(+)	6	2364.13 3792.98	2480.06 3968.85	2607.28 4148.37	2727.06 4342.93	2861.61 4552.42	3003.78 4765.58	3149.65 4990.07	3302.96 5229.47	3463.86 5476.28	3624.77 5738.16
000832	Spc Projects Administrator 2(+)	6	2607.28 4148.37	2727.06 4342.93	2861.61 4552.42	3003.78 4765.58	3149.65 4990.07	3302.96 5229.47	3463.86 5476.28	3624.77 5738.16	3792.98 6011.21	3968.85 6302.97
000833	Mgr Budget And Accounting(+)		MIN 2838.32		MIN2 3320.85		MAX 4884.34		PAY GRADE..G05			
000834	Manager Fiscal Resources(+)		MIN 3478.47		MIN2 3826.34		MAX 5704.02		PAY GRADE..G07			
000835	Social Media Manager(+)	6	2607.28 4148.37	2727.06 4342.93	2861.61 4552.42	3003.78 4765.58	3149.65 4990.07	3302.96 5229.47	3463.86 5476.28	3624.77 5738.16	3792.98 6011.21	3968.85 6302.97
000836	Mgr Budget And Planning (+)		MIN 3240.03		MIN2 3564.00		MAX 5274.07		PAY GRADE..G06			

MIAMI DADE COUNTY
 FY 2023-2024 PAY PLAN EFFECTIVE 2023-10-02

JOB CODE NUMBER	JOB TITLE		01	02	03	04	05	06	07	08	09	10
			11	12	13	14	15	16	17	18	19	20
000837	Finance And Budget Analyst(+)	6	1798.41 2890.22	1885.30 3033.81	1972.16 3181.14	2070.39 3335.98	2176.16 3498.50	2281.95 3661.02	2387.77 3830.90	2504.87 4008.53	2633.36 4189.84	2754.33 4386.37
000838	Finance & Budget Admin 1 (+)	6	2387.77 3830.90	2504.87 4008.53	2633.36 4189.84	2754.33 4386.37	2890.22 4597.95	3033.81 4813.24	3181.14 5039.98	3335.98 5281.77	3498.50 5531.05	3661.02 5795.55
000839	Business Mgmt Systems Analyst(+)	6	2387.77 3830.90	2504.87 4008.53	2633.36 4189.84	2754.33 4386.37	2890.22 4597.95	3033.81 4813.24	3181.14 5039.98	3335.98 5281.77	3498.50 5531.05	3661.02 5795.55
000840	OMB Budget Sys Administrator(+)		MIN 3740.26		MIN2 4114.28		MAX 6174.28		PAY GRADE..G08			
000841	Budget Administrator(+)		MIN 3240.03		MIN2 3564.00		MAX 5274.07		PAY GRADE..G06			
000842	Media & Public Relations Ofc(+)	6	2241.43 3603.46	2350.40 3770.83	2459.42 3945.82	2580.02 4128.79	2712.35 4315.55	2836.95 4517.96	2976.93 4735.89	3124.82 4957.63	3276.57 5191.18	3436.07 5440.22
000843	Social Media Specialist (+)	6	1852.37 2976.93	1941.86 3124.82	2031.32 3276.57	2132.50 3436.07	2241.43 3603.46	2350.40 3770.83	2459.42 3945.82	2580.02 4128.79	2712.35 4315.55	2836.95 4517.96
000844	Senior Social Media Specialist(+)	6	2241.43 3603.46	2350.40 3770.83	2459.42 3945.82	2580.02 4128.79	2712.35 4315.55	2836.95 4517.96	2976.93 4735.89	3124.82 4957.63	3276.57 5191.18	3436.07 5440.22
000845	Administrative Operations Spec(+)		MIN 2477.44		MIN2 2898.63		MAX 4199.05		PAY GRADE..G03			
000846	Omb Admin Services Coordinator(+)		MIN 2477.44		MIN2 2898.63		MAX 4199.05		PAY GRADE..G03			

MIAMI DADE COUNTY
FY 2023-2024 PAY PLAN EFFECTIVE 2023-10-02

JOB CODE NUMBER	JOB TITLE		01	02	03	04	05	06	07	08	09	10
			11	12	13	14	15	16	17	18	19	20
000847	Omb Administrative Support Ofc	6	1922.64 3093.89	2011.21 3244.14	2111.40 3402.05	2219.25 3567.78	2327.13 3733.50	2435.07 3906.75	2554.46 4087.92	2685.50 4272.82	2808.86 4473.23	2947.46 4688.99
000848	Grants Coordinator(+)		MIN 2652.39		MIN2 3103.32		MAX 4528.27		PAY GRADE..G04			
000849	Dept Assistant Controller(+)		MIN 3240.03		MIN2 3564.00		MAX 5274.07		PAY GRADE..G06			
000850	Business Permits Spec(+)	6	1852.37 2976.93	1941.86 3124.82	2031.32 3276.57	2132.50 3436.07	2241.43 3603.46	2350.40 3770.83	2459.42 3945.82	2580.02 4128.79	2712.35 4315.55	2836.95 4517.96
000851	Ryan White Prog Administrator(+)		MIN 2652.39		MIN2 3103.32		MAX 4528.27		PAY GRADE..G04			
000852	Ryan White Fiscal Admin (+)	6	2712.35 4315.55	2836.95 4517.96	2976.93 4735.89	3124.82 4957.63	3276.57 5191.18	3436.07 5440.22	3603.46 5696.98	3770.83 5969.42	3945.82 6253.46	4128.79 6556.99
000853	Ast Business Analyst(+)		MIN 2160.21		MIN2 2527.44		MAX 3607.85		PAY GRADE..G01			
000854	Business Analyst(+)		MIN 2477.44		MIN2 2898.63		MAX 4199.05		PAY GRADE..G03			
000855	Senior Business Analyst (+)		MIN 2838.32		MIN2 3320.85		MAX 4884.34		PAY GRADE..G05			
000858	Business Analyst Manager(+)		MIN 3478.47		MIN2 3826.34		MAX 5704.02		PAY GRADE..G07			
000859	OMB Intergovernmental Aff Admn(+)		MIN 3478.47		MIN2 3826.34		MAX 5704.02		PAY GRADE..G07			
000860	Omb Coordinator(+)		MIN 4321.94		MIN2 4754.15		MAX 7235.87		PAY GRADE..G10			

MIAMI DADE COUNTY
 FY 2023-2024 PAY PLAN EFFECTIVE 2023-10-02

JOB CODE NUMBER	JOB TITLE											
		01	02	03	04	05	06	07	08	09	10	
		←----->										
		11	12	13	14	15	16	17	18	19	20	
000861	OMB Senior Advisor(+)	MIN 5019.99		MIN2 5522.02		MAX 8525.75		PAY GRADE..G12				
000862	Asst to the OMB Sr Advisor(+)	MIN 2838.32		MIN2 3320.85		MAX 4884.34		PAY GRADE..G05				
000865	Program Coordinator Omb (+)	MIN 4013.69		MIN2 4415.05		MAX 6671.50		PAY GRADE..G09				
000866	Omb Capacity Building Manager(+)	MIN 3478.47		MIN2 3826.34		MAX 5704.02		PAY GRADE..G07				
000867	Assistant Director OMB (+)	MIN 5019.99		MIN2 5522.02		MAX 8525.75		PAY GRADE..G12				
000868	Dep Dir, Omb(+)	MIN 5020.00		MIN2 5522.02		MAX 13640.25		PAY GRADE..E02				
000869	Dir Omb(+)	MIN 5409.68		MIN2 5950.66		MAX 15309.84		PAY GRADE..E01				
000870	Management Trainee(+)			\$1,714.42 FLAT BIWEEKLY RATE								
000872	Management Intern(+)	MIN 1841.54		MIN2 2154.62		MAX 3292.02		PAY GRADE..G00				
000876	Contracts Compliance Spec 1	6	1467.11	1544.91	1611.06	1688.89	1770.65	1852.37	1941.86	2031.32	2132.50	2241.43
			2350.40	2459.42	2580.02	2712.35	2836.95	2976.93	3124.82	3276.57	3436.07	3603.46
000877	Contracts Compliance Spec 2(+)	6	1852.37	1941.86	2031.32	2132.50	2241.43	2350.40	2459.42	2580.02	2712.35	2836.95
			2976.93	3124.82	3276.57	3436.07	3603.46	3770.83	3945.82	4128.79	4315.55	4517.96
000886	Quality Assurance Engineer 1(+)	6	2459.42	2580.02	2712.35	2836.95	2976.93	3124.82	3276.57	3436.07	3603.46	3770.83
			3945.82	4128.79	4315.55	4517.96	4735.89	4957.63	5191.18	5440.22	5696.98	5969.42

MIAMI DADE COUNTY
 FY 2023-2024 PAY PLAN EFFECTIVE 2023-10-02

JOB CODE NUMBER	JOB TITLE		01	02	03	04	05	06	07	08	09	10
			←									→
			11	12	13	14	15	16	17	18	19	20
000887	Quality Assurance Engineer 2(+)	6	2861.61 4552.42	3003.78 4765.58	3149.65 4990.07	3302.96 5229.47	3463.86 5476.28	3624.77 5738.16	3792.98 6011.21	3968.85 6302.97	4148.37 6598.52	4342.93 6920.19
000888	W&S Quality Assurance Coor(+)	6	2890.22 4597.95	3033.81 4813.24	3181.14 5039.98	3335.98 5281.77	3498.50 5531.05	3661.02 5795.55	3830.90 6071.32	4008.53 6366.01	4189.84 6664.51	4386.37 6989.39
000889	Departmental Ada Coordinator(+)	6	2241.43 3603.46	2350.40 3770.83	2459.42 3945.82	2580.02 4128.79	2712.35 4315.55	2836.95 4517.96	2976.93 4735.89	3124.82 4957.63	3276.57 5191.18	3436.07 5440.22
000890	Warehouse & Stores Supt (+)	6	2459.42 3945.82	2580.02 4128.79	2712.35 4315.55	2836.95 4517.96	2976.93 4735.89	3124.82 4957.63	3276.57 5191.18	3436.07 5440.22	3603.46 5696.98	3770.83 5969.42
000891	Sfwib Program Specialist (+)	6	1467.11 2350.40	1544.91 2459.42	1611.06 2580.02	1688.89 2712.35	1770.65 2836.95	1852.37 2976.93	1941.86 3124.82	2031.32 3276.57	2132.50 3436.07	2241.43 3603.46
000892	Strategic Initiatives Manager(+)		MIN 2838.32		MIN2 3320.85		MAX 4884.34		PAY GRADE..G05			
000902	Ast Auditor(+)		MIN 1623.46		MIN2 1952.63		MAX 2861.61		PAY GRADE..G70			
000904	Associate Auditor(+)		MIN 2049.90		MIN2 2480.06		MAX 3624.76		PAY GRADE..G76			
000906	Senior Auditor(+)		MIN 2364.13		MIN2 2861.61		MAX 4148.37		PAY GRADE..G81			
000908	Audit Supervisor(+)		MIN 2727.06		MIN2 3302.96		MAX 4765.58		PAY GRADE..G86			
000910	Audit Manager(+)		MIN 3740.26		MIN2 4114.28		MAX 6174.28		PAY GRADE..G08			
000911	Assoc Edp Auditor(+)		MIN 2259.36		MIN2 2727.06		MAX 3968.85		PAY GRADE..G80			

MIAMI DADE COUNTY
 FY 2023-2024 PAY PLAN EFFECTIVE 2023-10-02

JOB CODE NUMBER	JOB TITLE										
		01	02	03	04	05	06	07	08	09	10
		←									→
		11	12	13	14	15	16	17	18	19	20
000915	Edp Audit Manager(+)	MIN 3740.26		MIN2 4114.28		MAX 6174.28				PAY GRADE..G08	
000938	Dep Dir Audit & Mgmt Serv(+)	MIN 5020.00		MIN2 5522.02		MAX 13640.25				PAY GRADE..E02	
000939	Dir Audit & Mgmt Services(+)	MIN 5409.68		MIN2 5950.66		MAX 15309.84				PAY GRADE..E01	
000941	Ast Grant Analyst(+)	MIN 2313.33		MIN2 2706.58		MAX 3890.03				PAY GRADE..G02	
000943	Senior Grants Analyst (+)	MIN 2838.32		MIN2 3320.85		MAX 4884.34				PAY GRADE..G05	
000944	Revenue Development Coor(+)	MIN 4321.94		MIN2 4754.15		MAX 7235.87				PAY GRADE..G10	
000945	Cf Budget & Financial Services(+)	MIN 4013.69		MIN2 4415.05		MAX 6671.50				PAY GRADE..G09	
000946	Manager Financial Services(+)	MIN 2838.32		MIN2 3320.85		MAX 4884.34				PAY GRADE..G05	
001003	Drafting Specialist	6 1626.99	1695.58	1764.03	1840.10	1917.31	1999.69	2086.00	2180.06	2270.22	2372.18
		2478.11	2591.82	2709.40	2830.92	2960.31	3097.56	3238.70	3383.75	3536.75	3697.34
001006	Cadd & Survey Manager (+)	MIN 2502.21		MIN2 2927.61		MAX 4241.04				PAY GRADE..G03	
001010	Engineering Survey Tech 1	6 1318.40	1370.31	1430.79	1487.05	1551.89	1616.61	1685.88	1767.94	1841.52	1923.54
		2005.72	2100.83	2187.26	2286.68	2399.14	2502.81	2619.58	2740.58	2865.93	2995.61

MIAMI DADE COUNTY
 FY 2023-2024 PAY PLAN EFFECTIVE 2023-10-02

JOB CODE NUMBER	JOB TITLE		←-----									
			01	02	03	04	05	06	07	08	09	10
			11	12	13	14	15	16	17	18	19	20
001011	Engineering Survey Tech 2	6	1467.11 2350.40	1544.91 2459.42	1611.06 2580.02	1688.89 2712.35	1770.65 2836.95	1852.37 2976.93	1941.86 3124.82	2031.32 3276.57	2132.50 3436.07	2241.43 3603.46
001012	Engineering Survey Tech Sup	6	1677.22 2572.29	1747.28 2688.92	1825.02 2809.68	1902.88 2938.04	1984.60 3074.18	2070.39 3214.27	2163.67 3358.26	2253.11 3510.06	2354.30 3668.05	2459.42 3833.06
001013	Dtpw Hydraulics Mechanic	3	1543.09 2438.43	1615.39 2559.97	1687.62 2685.39	1763.79 2814.84	1847.49 2955.90	1932.77 3093.09	2022.90 3250.00	2124.88 3406.78	2226.75 3571.41	2328.65 3743.98
001014	DTPW Engineering Plan Reviewer	6	1680.26 2678.04	1756.45 2811.35	1843.99 2944.69	1929.10 3089.72	2019.24 3242.70	2117.25 3395.51	2216.20 3564.12	2321.24 3735.20	2438.84 3914.49	2552.62 4102.38
001015	Permits & Drafting Svc Spec	6	1626.99 2478.11	1695.58 2591.82	1764.03 2709.40	1840.10 2830.92	1917.31 2960.31	1999.69 3097.56	2086.00 3238.70	2180.06 3383.75	2270.22 3536.75	2372.18 3697.34
001017	Cadastral Tech	6	1626.99 2478.11	1695.58 2591.82	1764.03 2709.40	1840.10 2830.92	1917.31 2960.31	1999.69 3097.56	2086.00 3238.70	2180.06 3383.75	2270.22 3536.75	2372.18 3697.34
001018	Senior Cadastral Tech	6	1852.37 2976.93	1941.86 3124.82	2031.32 3276.57	2132.50 3436.07	2241.43 3603.46	2350.40 3770.83	2459.42 3945.82	2580.02 4128.79	2712.35 4315.55	2836.95 4517.96
001020	Engineer 1(+)	6	2241.43 3603.46	2350.40 3770.83	2459.42 3945.82	2580.02 4128.79	2712.35 4315.55	2836.95 4517.96	2976.93 4735.89	3124.82 4957.63	3276.57 5191.18	3436.07 5440.22
001021	Engineer 2(+)	6	2459.42 3945.82	2580.02 4128.79	2712.35 4315.55	2836.95 4517.96	2976.93 4735.89	3124.82 4957.63	3276.57 5191.18	3436.07 5440.22	3603.46 5696.98	3770.83 5969.42
001022	Engineer 3(+)	6	2976.93 4735.89	3124.82 4957.63	3276.57 5191.18	3436.07 5440.22	3603.46 5696.98	3770.83 5969.42	3945.82 6253.46	4128.79 6556.99	4315.55 6864.45	4517.96 7199.07

MIAMI DADE COUNTY
FY 2023-2024 PAY PLAN EFFECTIVE 2023-10-02

JOB CODE NUMBER	JOB TITLE		01	02	03	04	05	06	07	08	09	10
			11	12	13	14	15	16	17	18	19	20
001023	Engineer 4(+)	6	3302.96 5229.47	3463.86 5476.28	3624.77 5738.16	3792.98 6011.21	3968.85 6302.97	4148.37 6598.52	4342.93 6920.19	4552.42 7256.91	4765.58 7583.47	4990.07 7924.73
001025	Cadd Specialist(+)	6	2459.42 3945.82	2580.02 4128.79	2712.35 4315.55	2836.95 4517.96	2976.93 4735.89	3124.82 4957.63	3276.57 5191.18	3436.07 5440.22	3603.46 5696.98	3770.83 5969.42
001026	Construction Specific Writer(+)	6	2459.42 3945.82	2580.02 4128.79	2712.35 4315.55	2836.95 4517.96	2976.93 4735.89	3124.82 4957.63	3276.57 5191.18	3436.07 5440.22	3603.46 5696.98	3770.83 5969.42
001027	Senior Const Spec Writer (+)	6	2976.93 4735.89	3124.82 4957.63	3276.57 5191.18	3436.07 5440.22	3603.46 5696.98	3770.83 5969.42	3945.82 6253.46	4128.79 6556.99	4315.55 6864.45	4517.96 7199.07
001029	Architectural Drafter	6	1626.99 2478.11	1695.58 2591.82	1764.03 2709.40	1840.10 2830.92	1917.31 2960.31	1999.69 3097.56	2086.00 3238.70	2180.06 3383.75	2270.22 3536.75	2372.18 3697.34
001030	Neat Specialist	3	1323.43 2033.68	1378.94 2123.46	1438.52 2225.52	1497.99 2327.65	1565.28 2433.81	1632.75 2548.20	1700.18 2666.64	1779.50 2793.16	1858.76 2927.92	1939.63 3058.63
001032	Architect 1(+)	6	2241.43 3603.46	2350.40 3770.83	2459.42 3945.82	2580.02 4128.79	2712.35 4315.55	2836.95 4517.96	2976.93 4735.89	3124.82 4957.63	3276.57 5191.18	3436.07 5440.22
001033	Architect 2(+)	6	2459.42 3945.82	2580.02 4128.79	2712.35 4315.55	2836.95 4517.96	2976.93 4735.89	3124.82 4957.63	3276.57 5191.18	3436.07 5440.22	3603.46 5696.98	3770.83 5969.42
001034	Architect 3(+)	6	2976.93 4735.89	3124.82 4957.63	3276.57 5191.18	3436.07 5440.22	3603.46 5696.98	3770.83 5969.42	3945.82 6253.46	4128.79 6556.99	4315.55 6864.45	4517.96 7199.07

MIAMI DADE COUNTY
 FY 2023-2024 PAY PLAN EFFECTIVE 2023-10-02

JOB CODE NUMBER	JOB TITLE		01	02	03	04	05	06	07	08	09	10
			11	12	13	14	15	16	17	18	19	20
001036	Dtpw Professional Cont Spec(+)	6	2031.32 3276.57	2132.50 3436.07	2241.43 3603.46	2350.40 3770.83	2459.42 3945.82	2580.02 4128.79	2712.35 4315.55	2836.95 4517.96	2976.93 4735.89	3124.82 4957.63
001039	Maintenance Operations Supt(+)	6	2797.89 4451.74	2934.19 4665.82	3078.03 4883.69	3229.85 5109.41	3385.55 5350.69	3549.00 5607.55	3712.46 5868.20	3883.57 6144.54	4066.54 6437.03	4257.18 6758.91
001040	Road Constr Cost Estimator	6	1694.50 2712.35	1773.90 2836.95	1853.20 2976.93	1941.86 3124.82	2031.32 3276.57	2132.50 3436.07	2241.43 3603.46	2350.40 3770.83	2459.42 3945.82	2580.02 4128.79
001043	Road Construction Engineer(+)	6	2459.42 3945.82	2580.02 4128.79	2712.35 4315.55	2836.95 4517.96	2976.93 4735.89	3124.82 4957.63	3276.57 5191.18	3436.07 5440.22	3603.46 5696.98	3770.83 5969.42
001047	Raam Superintendent(+)	6	2549.70 4060.68	2667.82 4249.51	2801.61 4454.19	2939.31 4662.70	3080.91 4882.97	3230.44 5102.73	3387.79 5332.33	3545.28 5572.32	3710.46 5823.05	3883.60 6085.08
001048	Traffic Concurrency Admin(+)	6	2890.22 4597.95	3033.81 4813.24	3181.14 5039.98	3335.98 5281.77	3498.50 5531.05	3661.02 5795.55	3830.90 6071.32	4008.53 6366.01	4189.84 6664.51	4386.37 6989.39
001049	Community Image Manager (+)		MIN 2838.32		MIN2 3320.85		MAX 4884.34		PAY GRADE..G05			
001050	Professional Engineer (+)		MIN 2838.32		MIN2 3320.85		MAX 4884.34		PAY GRADE..G05			
001051	Senior Professional Engineer(+)		MIN 3478.47		MIN2 3826.34		MAX 5704.02		PAY GRADE..G07			
001053	Senior Registered Architect(+)		MIN 3478.47		MIN2 3826.34		MAX 5704.02		PAY GRADE..G07			

MIAMI DADE COUNTY
 FY 2023-2024 PAY PLAN EFFECTIVE 2023-10-02

JOB CODE NUMBER	JOB TITLE										
		01	02	03	04	05	06	07	08	09	10
		←									→
		11	12	13	14	15	16	17	18	19	20
001055	Professional Land Surveyor(+)	MIN 2838.32		MIN2 3320.85		MAX 4884.34		PAY GRADE..G05			
001056	Sr Professional Land Surveyor(+)	MIN 3478.47		MIN2 3826.34		MAX 5704.02		PAY GRADE..G07			
001067	Ast.Div Cf,Dtpw Traffic Engine(+)	MIN 3740.26		MIN2 4114.28		MAX 6174.28		PAY GRADE..G08			
001068	Cf Highway Division(+)	MIN 4013.69		MIN2 4415.05		MAX 6671.50		PAY GRADE..G09			
001069	Cf Traffic Eng Division (+)	MIN 4013.69		MIN2 4415.05		MAX 6671.50		PAY GRADE..G09			
001070	Cf Traffic Signals & Signs Div(+)	MIN 4013.69		MIN2 4415.05		MAX 6671.50		PAY GRADE..G09			
001071	Mgr,Dtpw Traffic Plans Review(+)	MIN 3240.03		MIN2 3564.00		MAX 5274.07		PAY GRADE..G06			
001086	Ast Dir Dtpw(+)	MIN 4321.94		MIN2 4754.15		MAX 7235.87		PAY GRADE..G10			
001088	Traffic Engineering Manager(+)	6 3093.56	3235.67	3396.51	3561.12	3729.40	3901.42	4081.04	4275.55	4470.13	4679.56
		4900.27	5139.73	5379.08	5637.22	5902.74	6183.16	6461.39	6752.19	7055.98	7373.50
001091	Traffic Analyst	6 1394.77	1440.42	1505.20	1566.10	1626.93	1695.58	1764.03	1840.10	1917.31	1999.69
		2086.00	2180.06	2270.22	2372.18	2478.11	2591.83	2709.40	2830.92	2960.31	3097.56
001092	Traffic Control Sys Spec	MIN 1626.93		MIN2 1917.31		MAX 2721.42		PAY GRADE..GIB			

MIAMI DADE COUNTY
 FY 2023-2024 PAY PLAN EFFECTIVE 2023-10-02

JOB CODE NUMBER	JOB TITLE		01	02	03	04	05	06	07	08	09	10
			11	12	13	14	15	16	17	18	19	20
001093	Traffic Analyst Supervisor(+)	6	1852.37 2976.93	1941.86 3124.82	2031.32 3276.57	2132.50 3436.07	2241.43 3603.46	2350.40 3770.83	2459.42 3945.82	2580.02 4128.79	2712.35 4315.55	2836.95 4517.96
001094	Traffic Engineer 1(+)	6	2241.43 3603.46	2350.40 3770.83	2459.42 3945.82	2580.02 4128.79	2712.35 4315.55	2836.95 4517.96	2976.93 4735.89	3124.82 4957.63	3276.57 5191.18	3436.07 5440.22
001095	Traffic Engineer 2(+)	6	2459.42 3945.82	2580.02 4128.79	2712.35 4315.55	2836.95 4517.96	2976.93 4735.89	3124.82 4957.63	3276.57 5191.18	3436.07 5440.22	3603.46 5696.98	3770.83 5969.42
001096	Traffic Engineer 3(+)	6	2890.22 4597.95	3033.81 4813.24	3181.14 5039.98	3335.98 5281.77	3498.50 5531.05	3661.02 5795.55	3830.90 6071.32	4008.53 6366.01	4189.84 6664.51	4386.37 6989.39
001097	Traffic Ctrl Std&Spec Coor(+)	6	2976.93 4735.89	3124.82 4957.63	3276.57 5191.18	3436.07 5440.22	3603.46 5696.98	3770.83 5969.42	3945.82 6253.46	4128.79 6556.99	4315.55 6864.45	4517.96 7199.07
001101	Asd Transport Operator	6	1455.33 2253.11	1517.69 2358.24	1591.57 2467.17	1657.80 2580.02	1731.64 2696.76	1805.62 2825.11	1891.23 2961.41	1969.04 3097.58	2058.55 3241.50	2159.79 3393.37
001102	Asd Transport Specialist	6	1623.02 2576.41	1695.61 2702.51	1772.06 2832.55	1860.14 2970.42	1942.19 3116.20	2036.74 3269.81	2135.23 3427.40	2237.65 3592.88	2340.12 3758.38	2458.29 3931.55
001103	Manager, Asd Shelter Program(+)	6	2607.28 4148.37	2727.06 4342.93	2861.61 4552.42	3003.78 4765.58	3149.65 4990.07	3302.96 5229.47	3463.86 5476.28	3624.77 5738.16	3792.98 6011.21	3968.85 6302.97
001104	Animal Services Rescue Coor	6	1852.37 2976.93	1941.86 3124.82	2031.32 3276.57	2132.50 3436.07	2241.43 3603.46	2350.40 3770.83	2459.42 3945.82	2580.02 4128.79	2712.35 4315.55	2836.95 4517.96
001105	Asd Outreach Specialist	6	1852.37 2976.93	1941.86 3124.82	2031.32 3276.57	2132.50 3436.07	2241.43 3603.46	2350.40 3770.83	2459.42 3945.82	2580.02 4128.79	2712.35 4315.55	2836.95 4517.96

MIAMI DADE COUNTY
 FY 2023-2024 PAY PLAN EFFECTIVE 2023-10-02

JOB CODE NUMBER	JOB TITLE		01	02	03	04	05	06	07	08	09	10
			11	12	13	14	15	16	17	18	19	20
001106	Manager, Asd Shelter Prog(+)	6	2607.28 4148.37	2727.06 4342.93	2861.61 4552.42	3003.78 4765.58	3149.65 4990.07	3302.96 5229.47	3463.86 5476.28	3624.77 5738.16	3792.98 6011.21	3968.85 6302.97
001107	Asd Shelter Program Manager(+)	6	2633.36 4189.84	2754.33 4386.37	2890.22 4597.95	3033.81 4813.24	3181.14 5039.98	3335.98 5281.77	3498.50 5531.05	3661.02 5795.55	3830.90 6071.32	4008.53 6366.01
001108	Mgr,Asd Fin,Col & Lic Svc(+)	6	2607.28 4148.37	2727.06 4342.93	2861.61 4552.42	3003.78 4765.58	3149.65 4990.07	3302.96 5229.47	3463.86 5476.28	3624.77 5738.16	3792.98 6011.21	3968.85 6302.97
001109	Animal Svc Enrichment Spec	6	1455.33 2253.11	1517.69 2358.24	1591.57 2467.17	1657.80 2580.02	1731.64 2696.76	1805.62 2825.11	1891.23 2961.41	1969.04 3097.58	2058.55 3241.50	2159.79 3393.37
001110	ASD Forensic & Train Vet Tech	6	1467.11 2350.40	1544.91 2459.42	1611.06 2580.02	1688.89 2712.35	1770.65 2836.95	1852.37 2976.93	1941.86 3124.82	2031.32 3276.57	2132.50 3436.07	2241.43 3603.46
001111	ASD Pet Pathway Administrator	6	2241.43 3603.46	2350.40 3770.83	2459.42 3945.82	2580.02 4128.79	2712.35 4315.55	2836.95 4517.96	2976.93 4735.89	3124.82 4957.63	3276.57 5191.18	3436.07 5440.22
001128	Asd Field Support Aide	6	1236.00 1880.37	1284.67 1969.52	1341.37 2050.55	1394.10 2143.76	1454.90 2249.19	1515.57 2346.38	1580.52 2455.86	1657.45 2569.29	1726.42 2686.82	1803.31 2808.39
001129	Asd Shelter Clerk	6	1607.62 2492.07	1674.52 2606.05	1749.10 2723.98	1823.85 2853.64	1910.33 2991.33	1988.91 3128.86	2079.34 3274.24	2181.58 3427.62	2275.87 3581.86	2382.05 3743.05
001130	Asd Licensing Clerk	6	1391.94 2101.73	1442.87 2199.65	1505.62 2293.71	1568.35 2395.73	1635.06 2505.48	1705.61 2619.15	1780.17 2736.84	1854.61 2858.29	1933.02 2989.25	2015.32 3121.38

MIAMI DADE COUNTY
FY 2023-2024 PAY PLAN EFFECTIVE 2023-10-02

JOB CODE NUMBER	JOB TITLE		01	02	03	04	05	06	07	08	09	10
			11	12	13	14	15	16	17	18	19	20
001131	Asd Pharmacy Clerk	6	1467.11 2350.40	1544.91 2459.42	1611.06 2580.02	1688.89 2712.35	1770.65 2836.95	1852.37 2976.93	1941.86 3124.82	2031.32 3276.57	2132.50 3436.07	2241.43 3603.46
001132	Asd Dispatcher	6	1391.94 2101.73	1442.87 2199.65	1505.62 2293.71	1568.35 2395.73	1635.06 2505.48	1705.61 2619.15	1780.17 2736.84	1854.61 2858.29	1933.02 2989.25	2015.32 3121.38
001133	Asd Customer Clerk	6	1391.94 2101.73	1442.87 2199.65	1505.62 2293.71	1568.35 2395.73	1635.06 2505.48	1705.61 2619.15	1780.17 2736.84	1854.61 2858.29	1933.02 2989.25	2015.32 3121.38
001134	ASD Adoption Clerk	6	1391.94 2101.73	1442.87 2199.65	1505.62 2293.71	1568.35 2395.73	1635.06 2505.48	1705.61 2619.15	1780.17 2736.84	1854.61 2858.29	1933.02 2989.25	2015.32 3121.38
001137	Asd Cust Service Sup 1	6	1852.37 2976.93	1941.86 3124.82	2031.32 3276.57	2132.50 3436.07	2241.43 3603.46	2350.40 3770.83	2459.42 3945.82	2580.02 4128.79	2712.35 4315.55	2836.95 4517.96
001140	Asd Collection Specialist 1	6	1481.92 2374.13	1560.50 2484.25	1627.32 2606.05	1705.94 2739.74	1788.53 2865.59	1871.08 3006.99	1961.48 3156.40	2051.83 3309.65	2154.03 3470.76	2264.06 3639.84
001141	Asd Collection Specialist 2(+)	6	1871.08 3006.99	1961.48 3156.40	2051.83 3309.65	2154.03 3470.76	2264.06 3639.84	2374.13 3808.93	2484.25 3985.68	2606.05 4170.49	2739.74 4359.11	2865.59 4563.58
001142	Asd Control Specialist	6	1688.89 2712.35	1770.65 2836.95	1852.37 2976.93	1941.86 3124.82	2031.32 3276.57	2132.50 3436.07	2241.43 3603.46	2350.40 3765.61	2459.42 3935.06	2580.02 4112.10
001146	Asd Care Specialist	6	1455.33 2253.11	1517.69 2358.24	1591.57 2467.17	1657.80 2580.02	1731.64 2696.76	1805.62 2825.11	1891.23 2961.41	1969.04 3097.58	2058.55 3241.50	2159.79 3393.37
001147	Animal Care Spec Ast Coor	6	1467.11 2350.40	1544.91 2459.42	1611.06 2580.02	1688.89 2712.35	1770.65 2836.95	1852.37 2976.93	1941.86 3124.82	2031.32 3276.57	2132.50 3436.07	2241.43 3603.46

MIAMI DADE COUNTY
FY 2023-2024 PAY PLAN EFFECTIVE 2023-10-02

JOB CODE NUMBER	JOB TITLE		01	02	03	04	05	06	07	08	09	10
			11	12	13	14	15	16	17	18	19	20
001148	Animal Care Specialist Coor	6	1852.37 2976.93	1941.86 3124.82	2031.32 3276.57	2132.50 3436.07	2241.43 3603.46	2350.40 3770.83	2459.42 3945.82	2580.02 4128.79	2712.35 4315.55	2836.95 4517.96
001149	Asd Disposal Tech	3	1455.33 2253.11	1517.69 2358.24	1591.57 2467.17	1657.80 2580.02	1731.64 2696.76	1805.62 2825.11	1891.23 2961.41	1969.04 3097.58	2058.55 3241.50	2159.79 3393.37
001150	Asd Investigator	6	1701.69 2732.90	1784.07 2858.29	1866.41 2999.55	1956.54 3148.50	2046.69 3301.45	2148.68 3462.20	2258.47 3630.78	2368.27 3794.17	2478.11 3964.86	2599.59 4143.30
001151	Animal Protection Coordinator(+)	6	2607.28 4148.37	2727.06 4342.93	2861.61 4552.42	3003.78 4765.58	3149.65 4990.07	3302.96 5229.47	3463.86 5476.28	3624.77 5738.16	3792.98 6011.21	3968.85 6302.97
001152	Animal Svc Enforcement Sup	6	2241.43 3603.46	2350.40 3770.83	2459.42 3945.82	2580.02 4128.79	2712.35 4315.55	2836.95 4517.96	2976.93 4735.89	3124.82 4957.63	3276.57 5191.18	3436.07 5440.22
001153	Asd Procurement&Inventory Sup(+)	6	2241.43 3603.46	2350.40 3770.83	2459.42 3945.82	2580.02 4128.79	2712.35 4315.55	2836.95 4517.96	2976.93 4735.89	3124.82 4957.63	3276.57 5191.18	3436.07 5440.22
001154	Asd Kennel Manager(+)	6	2364.13 3792.98	2480.06 3968.85	2607.28 4148.37	2727.06 4342.93	2861.61 4552.42	3003.78 4765.58	3149.65 4990.07	3302.96 5229.47	3463.86 5476.28	3624.77 5738.16
001155	ASD Behavior Coordinator	6	1852.37 2976.93	1941.86 3124.82	2031.32 3276.57	2132.50 3436.07	2241.43 3603.46	2350.40 3770.83	2459.42 3945.82	2580.02 4128.79	2712.35 4315.55	2836.95 4517.96
001156	Div.Mgr,Shelter Svcs & Ops(+)		MIN 3478.47		MIN2 3826.34		MAX 5704.02		PAY GRADE...G07			

MIAMI DADE COUNTY
 FY 2023-2024 PAY PLAN EFFECTIVE 2023-10-02

JOB CODE NUMBER	JOB TITLE		01	02	03	04	05	06	07	08	09	10
			11	12	13	14	15	16	17	18	19	20
001157	ASD Licensing Clerk Supervisor	6	1852.37 2976.93	1941.86 3124.82	2031.32 3276.57	2132.50 3436.07	2241.43 3603.46	2350.40 3770.83	2459.42 3945.82	2580.02 4128.79	2712.35 4315.55	2836.95 4517.96
001161	Asd Citation Spec(+)	6	1688.89 2712.35	1770.65 2836.95	1852.37 2976.93	1941.86 3124.82	2031.32 3276.57	2132.50 3436.07	2241.43 3603.46	2350.40 3770.83	2459.42 3945.82	2580.02 4128.79
001164	Asd Citation & Collections Sup(+)	6	2241.43 3603.46	2350.40 3770.83	2459.42 3945.82	2580.02 4128.79	2712.35 4315.55	2836.95 4517.96	2976.93 4735.89	3124.82 4957.63	3276.57 5191.18	3436.07 5440.22
001165	Chief Of Veterinary Services(+)		MIN 4013.69		MIN2 4415.05		MAX 6671.50		PAY GRADE..G09			
001166	Asd Facilities Manager (+)	6	2387.77 3830.90	2504.87 4008.53	2633.36 4189.84	2754.33 4386.37	2890.22 4597.95	3033.81 4813.24	3181.14 5039.98	3335.98 5281.77	3498.50 5531.05	3661.02 5795.55
001168	Dir, Md Animal Services Dept(+)		MIN 5409.68		MIN2 5950.66		MAX 15309.84		PAY GRADE..E01			
001169	Chief, Animal Services Div(+)		MIN 3740.26		MIN2 4114.28		MAX 6174.28		PAY GRADE..G08			
001170	Asd Assistant Director 2(+)		MIN 4321.94		MIN2 4754.15		MAX 7235.87		PAY GRADE..G10			
001171	Asd Ast Director 1(+)		MIN 4013.69		MIN2 4415.05		MAX 6671.50		PAY GRADE..G09			
001173	Asd, Mgr Public Aff And Com(+)		MIN 2838.32		MIN2 3320.85		MAX 4884.34		PAY GRADE..G05			
001174	Cf, Asd Budget, Finance & Lic(+)		MIN 3240.03		MIN2 3564.00		MAX 5274.07		PAY GRADE..G06			

MIAMI DADE COUNTY
 FY 2023-2024 PAY PLAN EFFECTIVE 2023-10-02

JOB CODE NUMBER	JOB TITLE	FY 2023-2024 PAY PLAN EFFECTIVE 2023-10-02									
		01	02	03	04	05	06	07	08	09	10
		11	12	13	14	15	16	17	18	19	20
001175	Chief, ASD Fundraising Develop(+)	MIN 3740.26		MIN2 4114.28		MAX 6174.28		PAY GRADE..G08			
001176	ASD Finance Manager(+)	MIN 3240.03		MIN2 3564.00		MAX 5274.07		PAY GRADE..G06			
001177	ASD Budget Manager(+)	MIN 3240.03		MIN2 3564.00		MAX 5274.07		PAY GRADE..G06			
001186	Constituent Services Spec(+)	MIN 1852.37		MIN2 2241.43		MAX 3276.57		PAY GRADE..129			
001187	311 Sr Call Center Sup (+)	6 2387.77 3830.90	2504.87 4008.53	2633.36 4189.84	2754.33 4386.37	2890.22 4597.95	3033.81 4813.24	3181.14 5039.98	3335.98 5281.77	3498.50 5531.05	3661.02 5795.55
001188	311 Call Center Spec	6 1517.69 2358.24	1591.57 2467.17	1657.80 2580.02	1731.64 2696.76	1805.62 2825.11	1891.23 2961.41	1969.04 3097.58	2058.55 3241.50	2159.79 3393.37	2253.11 3563.71
001189	311 Call Center Sup(+)	6 2241.43 3603.46	2350.40 3770.83	2459.42 3945.82	2580.02 4128.79	2712.35 4315.55	2836.95 4517.96	2976.93 4735.89	3124.82 4957.63	3276.57 5191.18	3436.07 5440.22
001190	311 Sr Call Center Spec	6 1657.80 2580.02	1731.64 2696.76	1805.62 2825.11	1891.23 2961.41	1969.04 3097.58	2058.55 3241.50	2159.79 3393.37	2253.11 3563.71	2358.24 3724.08	2467.17 3891.67
001192	Manager, 311 Communication Ctr(+)	MIN 3478.47		MIN2 3826.34		MAX 5704.02		PAY GRADE..G07			
001193	Div Dir, 311 Com Dept (+)	MIN 4013.69		MIN2 4415.05		MAX 6671.50		PAY GRADE..G09			
001196	Ast Dir, Comm & Customer Exp(+)	MIN 4659.31		MIN2 5125.22		MAX 7853.89		PAY GRADE..G11			

MIAMI DADE COUNTY
 FY 2023-2024 PAY PLAN EFFECTIVE 2023-10-02

JOB CODE NUMBER	JOB TITLE														
		01	02	03	04	05	06	07	08	09	10				
001199	Director, Comm & Customer Exp(+)	MIN 5409.68		MIN2 5950.66		MAX 15309.84		PAY GRADE..E01							
001214	Veterinary Assistant	6 1318.40	1370.31	1430.79	1487.05	1551.89	1616.61	1685.88	1767.94	1841.52	1923.54				
		2005.72	2100.83	2187.26	2286.68	2399.14	2502.81	2619.58	2740.58	2865.93	2995.61				
001215	Veterinary Technician	6 1607.62	1674.52	1749.10	1823.85	1910.33	1988.91	2079.34	2181.58	2275.87	2382.05				
		2492.07	2606.05	2723.98	2853.64	2991.33	3128.86	3274.24	3427.62	3581.86	3743.05				
001216	Veterinarian(+)	MIN 3740.26		MIN2 4114.28		MAX 6174.28		PAY GRADE..G08							
001223	Dtpw Projects Inspector 1	6 1917.31	1999.69	2086.00	2180.06	2270.22	2372.18	2478.11	2591.83	2709.40	2830.92				
		2960.31	3097.56	3238.70	3383.75	3536.74	3695.92	3862.21	4036.01	4217.62	4407.42				
001224	Dtpw Projects Inspector 2	6 2132.50	2241.43	2350.40	2459.42	2580.02	2712.35	2836.95	2976.93	3124.82	3276.57				
		3436.07	3603.46	3770.83	3945.82	4128.79	4315.55	4517.96	4735.89	4957.63	5191.18				
001228	Title Analyst	6 1695.58	1764.03	1840.10	1917.31	1999.69	2086.00	2180.06	2270.22	2372.18	2478.11				
		2591.83	2709.40	2830.92	2960.31	3097.56	3238.70	3383.75	3536.74	3697.34	3862.11				
001229	Roadway Lighting Inspector	MIN 2913.27		MIN2 2913.27		MAX 3680.60		PAY GRADE..G60							
001230	Roadway Lighting Insp Sup	MIN 3352.42		MIN2 3352.42		MAX 4211.68		PAY GRADE..G51							
001235	Traffic Signal Const Insp	MIN 2913.26		MIN2 2913.26		MAX 3680.59		PAY GRADE..G59							

MIAMI DADE COUNTY
 FY 2023-2024 PAY PLAN EFFECTIVE 2023-10-02

JOB CODE NUMBER	JOB TITLE		01	02	03	04	05	06	07	08	09	10
			11	12	13	14	15	16	17	18	19	20
001237	Traffic Signal Technician 1	6	1623.02 2576.41	1695.61 2702.51	1772.06 2832.55	1860.14 2970.42	1942.19 3116.20	2036.74 3269.81	2135.23 3427.40	2237.65 3592.88	2340.12 3758.38	2458.29 3931.55
001238	Traffic Signal Technician 2	3	2036.74 3269.81	2135.23 3427.40	2237.65 3592.88	2340.12 3758.38	2458.29 3931.55	2576.41 4116.78	2702.51 4309.82	2832.55 4506.83	2970.42 4723.50	3116.20 4944.14
001239	Traffic Signal Tech Sup	3	2428.21 3883.57	2544.98 4066.54	2669.51 4257.25	2797.89 4451.74	2934.19 4665.82	3078.03 4883.69	3229.85 5109.41	3385.55 5350.69	3549.00 5607.55	3712.46 5868.20
001242	Traffic Maintenance Repairer	3	1383.42 2101.64	1440.42 2199.69	1497.52 2297.68	1562.30 2403.49	1626.93 2513.28	1699.27 2631.00	1767.85 2752.52	1847.83 2874.03	1925.20 3011.23	2015.32 3152.45
001246	Traffic Maintenance Supervisor	3	1820.24 2925.53	1906.51 3069.32	1996.87 3217.18	2095.44 3373.28	2202.28 3537.62	2309.19 3702.06	2416.01 3874.54	2535.20 4055.41	2662.49 4240.30	2785.74 4437.50
001247	Traffic Maint Manager	3	2404.18 3845.12	2519.77 4026.28	2643.08 4215.09	2770.20 4407.66	2905.15 4619.62	3047.55 4835.34	3197.88 5058.82	3352.02 5297.70	3513.86 5552.03	3675.70 5810.10
001250	Raam Landscape Maint Inspector	6	1695.58 2591.83	1764.03 2709.40	1840.10 2830.92	1917.31 2960.31	1999.69 3097.56	2086.00 3238.70	2180.06 3383.75	2270.22 3536.74	2372.18 3695.92	2478.11 3862.21
001251	Raam Landscape Maint Insp Supv	6	1852.37 2976.93	1941.86 3124.82	2031.32 3276.57	2132.50 3436.07	2241.43 3603.46	2350.40 3770.83	2459.42 3945.82	2580.02 4128.79	2712.35 4315.55	2836.95 4517.96
001252	Mosquito Control Inspector	3	1687.62 2685.39	1763.79 2814.84	1847.49 2955.90	1932.77 3093.09	2022.90 3250.00	2124.88 3406.78	2226.75 3571.41	2328.65 3743.98	2438.43 3912.46	2559.97 4088.52
001253	Mosquito Ctrl Sup(+)	6	1906.51 3069.32	1996.87 3217.18	2095.44 3373.28	2202.28 3537.62	2309.19 3702.06	2416.01 3874.54	2535.20 4055.41	2662.49 4237.90	2785.74 4428.60	2925.53 4627.88

MIAMI DADE COUNTY
 FY 2023-2024 PAY PLAN EFFECTIVE 2023-10-02

JOB CODE NUMBER	JOB TITLE		01	02	03	04	05	06	07	08	09	10
			11	12	13	14	15	16	17	18	19	20
001254	Mosquito Ctrl Operations Mgr(+)	6	2808.41 4462.76	2938.39 4679.42	3088.17 4896.05	3233.83 5124.52	3391.34 5373.04	3556.75 5633.61	3722.26 5906.84	3891.58 6664.51	4076.77 6989.39	4269.79 7329.47
001255	Mosquito Control Surv Tech	3	1543.09 2438.43	1615.39 2559.97	1687.62 2685.39	1763.79 2814.84	1847.49 2955.90	1932.77 3093.09	2022.90 3250.00	2124.88 3406.78	2226.75 3571.41	2328.65 3743.98
001256	Mosq Control Project Admin(+)	6	2607.28 4148.37	2727.06 4342.93	2861.61 4552.42	3003.78 4765.58	3149.65 4990.07	3302.96 5229.47	3463.86 5476.28	3624.77 5738.16	3792.98 6011.21	3968.85 6302.97
001257	Mosquito Control Research Mgr(+)	6	2797.89 4451.74	2934.19 4665.82	3078.03 4883.69	3229.85 5109.41	3385.55 5350.69	3549.00 5607.55	3712.46 5868.20	3883.57 6144.54	4066.54 6437.03	4257.18 6758.91
001259	Mosq Control Senior Supervisor(+)	6	2132.50 3436.07	2241.43 3603.46	2350.40 3770.83	2459.42 3945.82	2580.02 4128.79	2712.35 4315.55	2836.95 4517.96	2976.93 4735.89	3124.82 4957.63	3276.57 5191.18
001280	Duplicating Equip Operator	6	1318.40 2005.72	1370.31 2100.83	1430.79 2187.26	1487.05 2286.68	1551.89 2399.14	1616.61 2502.81	1685.88 2619.58	1767.94 2740.58	1841.52 2865.93	1923.54 2995.61
001282	Duplication Equipment Sup	6	1513.76 2420.57	1583.84 2533.31	1661.61 2657.81	1739.46 2790.09	1828.98 2922.44	1914.51 3066.50	2004.15 3218.22	2101.41 3369.93	2198.70 3537.34	2303.77 3700.72
001284	Causeway Svc Spec	6	1318.40 2005.72	1370.31 2100.83	1430.79 2187.26	1487.05 2286.68	1551.89 2399.14	1616.61 2502.81	1685.88 2619.58	1767.94 2740.58	1841.52 2865.93	1923.54 2995.61
001285	Causeway Ops Admin(+)	6	2364.13 3792.98	2480.06 3968.85	2607.28 4148.37	2727.06 4342.93	2861.61 4552.42	3003.78 4765.58	3149.65 4990.07	3302.96 5229.47	3463.86 5476.28	3624.77 5738.16

MIAMI DADE COUNTY
 FY 2023-2024 PAY PLAN EFFECTIVE 2023-10-02

JOB CODE NUMBER	JOB TITLE		01	02	03	04	05	06	07	08	09	10
			11	12	13	14	15	16	17	18	19	20
001286	Toll Collector	6	1236.00 1880.37	1284.67 1969.52	1341.37 2050.55	1394.10 2143.76	1454.90 2249.19	1515.57 2346.38	1580.52 2455.86	1657.45 2569.29	1726.42 2686.82	1803.31 2808.39
001288	Toll Enforcement Officer	6	1291.97 1917.31	1345.26 1999.69	1394.77 2086.00	1440.42 2180.06	1505.20 2270.22	1566.10 2372.18	1626.93 2478.11	1695.58 2591.83	1764.03 2709.40	1840.10 2830.92
001300	Seaport Enforcement Specialist	6	1616.89 2712.35	1690.49 2836.95	1853.20 2976.93	1941.86 3124.82	2031.32 3276.57	2132.50 3436.07	2241.43 3603.46	2350.40 3770.83	2459.42 3945.82	2580.02 4128.79
001301	Seaport Security Sup 1	6	1852.37 2976.93	1941.86 3124.82	2031.32 3276.57	2132.50 3436.07	2241.43 3603.46	2350.40 3770.83	2459.42 3945.82	2580.02 4128.79	2712.35 4315.55	2836.95 4517.96
001302	Seaport Security Sup 2 (+)	6	2459.42 3945.82	2580.02 4128.79	2712.35 4315.55	2836.95 4517.96	2976.93 4735.89	3124.82 4957.63	3276.57 5191.18	3436.07 5440.22	3603.46 5696.98	3770.83 5969.42
001303	Seaport Security Coordinator(+)	6	1852.37 2976.93	1941.86 3124.82	2031.32 3276.57	2132.50 3436.07	2241.43 3603.46	2350.40 3770.83	2459.42 3945.82	2580.02 4128.79	2712.35 4315.55	2836.95 4517.96
001305	Seaport Security Ops Sup (+)	6	2808.41 4462.76	2938.39 4679.42	3088.17 4896.05	3233.83 5124.52	3391.34 5373.04	3556.75 5633.61	3722.26 5906.84	3891.58 6664.51	4076.77 6989.39	4269.79 7329.47
001307	Seaprt Pass Brdg Bag Conv Oper	3	1420.23 2237.65	1485.23 2340.12	1546.49 2458.29	1623.02 2576.41	1695.61 2702.51	1772.06 2832.55	1860.14 2970.42	1942.19 3116.20	2036.74 3269.81	2135.23 3427.40
001308	Seaport Field Technician	6	1236.00 1880.37	1284.67 1969.52	1341.37 2050.55	1394.10 2143.76	1454.90 2249.19	1515.57 2346.38	1580.52 2455.86	1657.45 2569.29	1726.42 2686.82	1803.31 2808.39
001309	Seaport Exterminator	3	1318.40 2007.92	1374.05 2095.29	1429.63 2196.89	1489.61 2293.87	1553.96 2404.12	1618.20 2514.44	1690.90 2629.13	1763.77 2752.70	1836.62 2880.64	1922.31 3017.31

MIAMI DADE COUNTY
 FY 2023-2024 PAY PLAN EFFECTIVE 2023-10-02

JOB CODE NUMBER	JOB TITLE		01	02	03	04	05	06	07	08	09	10
			11	12	13	14	15	16	17	18	19	20
001310	Seaport Hydraulics Mechanic	3	1543.09 2438.43	1615.39 2559.97	1687.62 2685.39	1763.79 2814.84	1847.49 2955.90	1932.77 3093.09	2022.90 3250.00	2124.88 3406.78	2226.75 3571.41	2328.65 3743.98
001311	Seaprt Pass/Brdg/Bag Conv Tech	3	1942.18 3116.19	2036.73 3269.80	2135.22 3427.39	2237.64 3592.87	2340.11 3758.37	2458.27 3931.54	2576.40 4116.76	2702.50 4309.81	2832.54 4506.82	2970.41 4723.48
001312	Seaport Pass Svc Equip Sup	6	2350.40 3770.83	2459.42 3945.82	2580.02 4128.79	2712.35 4315.55	2836.95 4517.96	2976.93 4735.89	3124.82 4957.63	3276.57 5191.18	3436.07 5440.22	3603.46 5696.98
001313	Sr Seaport Berthing Officer(+)	6	2607.28 4148.37	2727.06 4342.93	2861.61 4552.42	3003.78 4765.58	3149.65 4990.07	3302.96 5229.47	3463.86 5476.28	3624.77 5738.16	3792.98 6011.21	3968.85 6302.97
001314	Seaport Berthing Officer (+)	6	2241.43 3603.46	2350.40 3770.83	2459.42 3945.82	2580.02 4128.79	2712.35 4315.55	2836.95 4517.96	2976.93 4735.89	3124.82 4957.63	3276.57 5191.18	3436.07 5440.22
001315	Seaport Superintendent (+)	6	1852.37 2976.93	1941.86 3124.82	2031.32 3276.57	2132.50 3436.07	2241.43 3603.46	2350.40 3770.83	2459.42 3945.82	2580.02 4128.79	2712.35 4315.55	2836.95 4517.96
001317	Seaport Terminal Ops Spec	6	1318.40 2005.72	1370.31 2100.83	1430.79 2187.26	1487.05 2286.68	1551.89 2399.14	1616.61 2502.81	1685.88 2619.58	1767.94 2740.58	1841.52 2865.93	1923.54 2995.61
001319	Seaport Cruise Operations Mgr(+)		MIN 2652.39		MIN2 3103.32		MAX 4528.27		PAY GRADE...G04			
001320	Seaport Fleet & Maint Officer(+)	6	1834.03 2947.46	1922.64 3093.89	2011.21 3244.14	2111.40 3402.05	2219.25 3567.78	2327.13 3733.50	2435.07 3906.75	2554.46 4087.92	2685.50 4272.82	2808.86 4473.23

MIAMI DADE COUNTY
 FY 2023-2024 PAY PLAN EFFECTIVE 2023-10-02

JOB CODE NUMBER	JOB TITLE		01	02	03	04	05	06	07	08	09	10
			11	12	13	14	15	16	17	18	19	20
001321	Sp Ground Transportation Coor	6	1412.96 2187.49	1473.50 2289.55	1545.22 2395.29	1609.50 2504.87	1681.20 2618.20	1753.03 2742.83	1836.16 2875.15	1911.68 3007.36	1998.60 3147.10	2096.88 3294.53
001323	Seaport Passenger Safety Ofc	6	1236.00 1880.37	1284.67 1969.52	1341.37 2050.55	1394.10 2143.76	1454.90 2249.19	1515.57 2346.38	1580.52 2455.86	1657.45 2569.29	1726.42 2686.82	1803.31 2808.39
001325	Seaport Maritime Training Spec(+)	6	2219.25 3567.78	2327.13 3733.50	2435.07 3906.75	2554.46 4087.92	2685.50 4272.82	2808.86 4473.23	2947.46 4688.99	3093.89 4908.54	3244.14 5139.77	3402.05 5386.35
001326	Seaport Ast Property Manager	6	1852.37 2976.93	1941.86 3124.82	2031.32 3276.57	2132.50 3436.07	2241.43 3603.46	2350.40 3770.83	2459.42 3945.82	2580.02 4128.79	2712.35 4315.55	2836.95 4517.96
001327	Seaport Property Manager (+)	6	2364.13 3792.98	2480.06 3968.85	2607.28 4148.37	2727.06 4342.93	2861.61 4552.42	3003.78 4765.58	3149.65 4990.07	3302.96 5229.47	3463.86 5476.28	3624.77 5738.16
001329	Seaport Elevator Contract Spec(+)	6	2364.13 3792.98	2480.06 3968.85	2607.28 4148.37	2727.06 4342.93	2861.61 4552.42	3003.78 4765.58	3149.65 4990.07	3302.96 5229.47	3463.86 5476.28	3624.77 5738.16
001331	Mgr, Seaport Planning & Grants(+)		MIN 3740.26		MIN2 4114.28		MAX 6174.28		PAY GRADE..G08			
001335	Seaport,Mgr Strtgc Partnr&Comm(+)		MIN 3740.26		MIN2 4114.28		MAX 6174.28		PAY GRADE..G08			
001342	Crane & Maint Supply Sup	6	1852.37 2976.93	1941.86 3124.82	2031.32 3276.57	2132.50 3436.07	2241.43 3603.46	2350.40 3770.83	2459.42 3945.82	2580.02 4128.79	2712.35 4315.55	2836.95 4517.96
001345	Seaport Fire Suppress Sys Tech	3	1942.19 3116.20	2036.74 3269.81	2131.50 3427.40	2237.65 3592.88	2340.12 3758.38	2458.29 3931.55	2576.41 4116.78	2702.51 4309.82	2832.55 4506.83	2970.42 4723.50

MIAMI DADE COUNTY
FY 2023-2024 PAY PLAN EFFECTIVE 2023-10-02

JOB CODE NUMBER	JOB TITLE		←----->									
			01	02	03	04	05	06	07	08	09	10
			11	12	13	14	15	16	17	18	19	20
001377	Seaport Operations Specialist(+)	6	2241.43 3603.46	2350.40 3770.83	2459.42 3945.82	2580.02 4128.79	2712.35 4315.55	2836.95 4517.96	2976.93 4735.89	3124.82 4957.63	3276.57 5191.18	3436.07 5440.22
001378	Sp Public Outreach &Event Coord(+)	6	2712.35 4315.55	2836.95 4517.96	2976.93 4735.89	3124.82 4957.63	3276.57 5191.18	3436.07 5440.22	3603.46 5696.98	3770.83 5969.42	3945.82 6253.46	4128.79 6534.89
001381	Seaport Security Liaison Ofc(+)	6	1798.41 2890.22	1885.30 3033.81	1972.16 3181.14	2070.39 3335.98	2176.16 3498.50	2281.95 3661.02	2387.77 3830.90	2504.87 4008.53	2633.36 4189.84	2754.33 4386.37
001386	Seaport Operations Manager(+)		MIN 3478.47		MIN2 3826.34		MAX 5704.02		PAY GRADE..G07			
001389	Seaport Constr Cost Analyst(+)	6	2607.28 4148.37	2727.06 4342.93	2861.61 4552.42	3003.78 4765.58	3149.65 4990.07	3302.96 5229.47	3463.86 5476.28	3624.77 5738.16	3792.98 6011.21	3968.85 6302.97
001390	Seaport Business Permits Clerk	6	1318.40 2005.72	1370.31 2100.83	1430.79 2187.26	1487.05 2286.68	1551.89 2399.14	1616.61 2502.81	1685.88 2619.58	1767.94 2740.58	1841.52 2865.93	1923.54 2995.61
001401	Seaport Collections Officer	6	1852.37 2976.93	1941.86 3124.82	2031.32 3276.57	2132.50 3436.07	2241.43 3603.46	2350.40 3770.83	2459.42 3945.82	2580.02 4128.79	2712.35 4315.55	2836.95 4517.96
001402	Seaport Revenue Control Specia	6	1688.89 2712.35	1770.65 2836.95	1852.37 2976.93	1941.86 3124.82	2031.32 3276.57	2132.50 3436.07	2241.43 3603.46	2350.40 3770.83	2459.42 3945.82	2580.02 4128.79
001403	Seaport Business Permits Spec(+)	6	1852.37 2976.93	1941.86 3124.82	2031.32 3276.57	2132.50 3436.07	2241.43 3603.46	2350.40 3770.83	2459.42 3945.82	2580.02 4128.79	2712.35 4315.55	2836.95 4517.96
001404	Seaport Billing Supervisor(+)	6	2459.42 3945.82	2580.02 4128.79	2712.35 4315.55	2836.95 4517.96	2976.93 4735.89	3124.82 4957.63	3276.57 5191.18	3436.07 5440.22	3603.46 5696.98	3770.83 5969.42

MIAMI DADE COUNTY
 FY 2023-2024 PAY PLAN EFFECTIVE 2023-10-02

JOB CODE NUMBER	JOB TITLE	←----->									
		01	02	03	04	05	06	07	08	09	10
		11	12	13	14	15	16	17	18	19	20
001407	Mgr, Seaport Project Control(+)	MIN 2838.32		MIN2 3320.85		MAX 4884.34		PAY GRADE..G05			
001432	Seaport Facilities Sup	3 1906.51	1996.87	2095.44	2202.28	2309.19	2416.01	2535.20	2662.49	2785.74	2925.53
		3069.32	3217.18	3373.28	3537.62	3702.06	3874.54	4055.41	4240.30	4437.50	4651.19
001434	Seaport Facilities Supt (+)	6 2350.40	2459.42	2580.02	2712.35	2836.95	2976.93	3124.82	3276.57	3436.07	3603.46
		3770.83	3945.82	4128.79	4315.55	4517.96	4735.89	4957.63	5191.18	5440.22	5696.98
001455	Chief of Utilities & Infra(+)	MIN 3740.26		MIN2 4114.28		MAX 6174.28		PAY GRADE..G08			
001456	Ch,Seaport Const Mgt Services(+)	MIN 3478.47		MIN2 3826.34		MAX 5704.02		PAY GRADE..G07			
001457	Chief, Seaport Project Ctrls(+)	MIN 3740.26		MIN2 4114.28		MAX 6174.28		PAY GRADE..G08			
001458	Chief, Seaport Facil Maint Eng(+)	MIN 4013.69		MIN2 4415.05		MAX 6671.50		PAY GRADE..G09			
001459	Seaport Capital Dev Adm Coord(+)	MIN 3240.03		MIN2 3564.00		MAX 5274.07		PAY GRADE..G06			
001461	Mgr, Sp Strategic Initiatives(+)	MIN 3240.03		MIN2 3564.00		MAX 5274.07		PAY GRADE..G06			
001462	Mgr, Seaport Construction Cont(+)	MIN 3478.47		MIN2 3826.34		MAX 5704.02		PAY GRADE..G07			

MIAMI DADE COUNTY
 FY 2023-2024 PAY PLAN EFFECTIVE 2023-10-02

JOB CODE NUMBER	JOB TITLE	01	02	03	04	05	06	07	08	09	10
		11	12	13	14	15	16	17	18	19	20
001463	Mgr Seaport Cont & Procurement(+)	MIN 3240.03		MIN2 3564.00		MAX 5274.07		PAY GRADE..G06			
001464	Cf, Seaport Cont Proc&Mat Mgmt(+)	MIN 4013.69		MIN2 4415.05		MAX 6671.50		PAY GRADE..G09			
001465	Cf, Seaport Constr & Maint Div(+)	MIN 4013.69		MIN2 4415.05		MAX 6671.50		PAY GRADE..G09			
001466	Cf Seaport Acct&Finance Div(+)	MIN 3740.26		MIN2 4114.28		MAX 6174.28		PAY GRADE..G08			
001467	Dir Seaport Gov & Intl Affairs(+)	MIN 4013.69		MIN2 4415.05		MAX 6671.50		PAY GRADE..G09			
001469	Mgr, Seaport Architecture(+)	MIN 3740.26		MIN2 4114.28		MAX 6174.28		PAY GRADE..G08			
001470	Seaport Asset Manager (+)	MIN 3740.26		MIN2 4114.28		MAX 6174.28		PAY GRADE..G08			
001473	Cf, Sp Planning & Property Dev(+)	MIN 4013.69		MIN2 4415.05		MAX 6671.50		PAY GRADE..G09			
001474	Cf Seaport Design Services(+)	MIN 4013.69		MIN2 4415.05		MAX 6671.50		PAY GRADE..G09			
001475	Manager Terminal Dev & Infra(+)	MIN 2838.32		MIN2 3320.85		MAX 4884.34		PAY GRADE..G05			
001476	Mgr Seaport Real Est Econ Dev(+)	MIN 3240.03		MIN2 3564.00		MAX 5274.07		PAY GRADE..G06			

MIAMI DADE COUNTY
 FY 2023-2024 PAY PLAN EFFECTIVE 2023-10-02

JOB CODE NUMBER	JOB TITLE											
		01	02	03	04	05	06	07	08	09	10	
		←----->										
		11	12	13	14	15	16	17	18	19	20	
001477	Seaport Planning Coordinator(+)	6	2607.28 4148.37	2727.06 4342.93	2861.61 4552.42	3003.78 4765.58	3149.65 4990.07	3302.96 5229.47	3463.86 5476.28	3624.77 5738.16	3792.98 6011.21	3968.85 6302.97
001478	Seaport Cargo Development Coor(+)		MIN 3240.03		MIN2 3564.00		MAX 5274.07		PAY GRADE..G06			
001479	Seaport Intermodal Coor (+)		MIN 3240.03		MIN2 3564.00		MAX 5274.07		PAY GRADE..G06			
001480	Intergovt&Cargo Dev Mgr (+)		MIN 4013.69		MIN2 4415.05		MAX 6671.50		PAY GRADE..G09			
001481	Seaport Strategy Officer(+)		MIN 3740.26		MIN2 4114.28		MAX 6174.28		PAY GRADE..G08			
001482	Cf Sp Nav & Sustainability(+)		MIN 4013.69		MIN2 4415.05		MAX 6671.50		PAY GRADE..G09			
001483	Cf Seaport Mgmt&Budget Div(+)		MIN 3478.47		MIN2 3826.34		MAX 5704.02		PAY GRADE..G07			
001484	Seaport Fin & Strategic Anl(+)		MIN 3240.03		MIN2 3564.00		MAX 5274.07		PAY GRADE..G06			
001485	Seaport Fin Initiatives Admin(+)		MIN 3240.03		MIN2 3564.00		MAX 5274.07		PAY GRADE..G06			
001486	Seaport Public Aff&Comm Dir(+)		MIN 4013.69		MIN2 4415.05		MAX 6671.50		PAY GRADE..G09			
001487	Ast Dir Seaport Capital Dev(+)		MIN 5019.99		MIN2 5522.02		MAX 8525.75		PAY GRADE..G12			

MIAMI DADE COUNTY
 FY 2023-2024 PAY PLAN EFFECTIVE 2023-10-02

JOB CODE NUMBER	JOB TITLE	01	02	03	04	05	06	07	08	09	10
		11	12	13	14	15	16	17	18	19	20
001488	Mgr, Strat Partner Comm Engmt(+)	MIN 3740.26		MIN2 4114.28		MAX 6174.28		PAY GRADE..G08			
001489	Ast Dir Seaport Finance Admin(+)	MIN 5019.99		MIN2 5522.02		MAX 8525.75		PAY GRADE..G12			
001490	Mgr, Seaport Maintenance(+)	MIN 3478.47		MIN2 3826.34		MAX 5704.02		PAY GRADE..G07			
001491	Chief Seaport Strategy Officer(+)	MIN 4013.69		MIN2 4415.05		MAX 6671.50		PAY GRADE..G09			
001492	Assistant Director Seaport(+)	MIN 5019.99		MIN2 5522.02		MAX 8525.75		PAY GRADE..G12			
001493	Cf Seaport Security Enf (+)	MIN 3740.26		MIN2 4114.28		MAX 6174.28		PAY GRADE..G08			
001494	Cf, Seaport Financial Perf(+)	MIN 3740.26		MIN2 4114.28		MAX 6174.28		PAY GRADE..G08			
001495	Chief Seaport Terminal Dev(+)	MIN 3740.26		MIN2 4114.28		MAX 6174.28		PAY GRADE..G08			
001496	Sr Exec Ast To The Dept Dir(+)	MIN 3478.47		MIN2 3826.34		MAX 5704.02		PAY GRADE..G07			
001497	Deputy Director Seaport (+)	MIN 5020.00		MIN2 5522.02		MAX 13640.25		PAY GRADE..E02			
001498	Dr, Md Seaport Department(+)	MIN 5409.68		MIN2 5950.66		MAX 15309.84		PAY GRADE..E01			

MIAMI DADE COUNTY
FY 2023-2024 PAY PLAN EFFECTIVE 2023-10-02

JOB CODE NUMBER	JOB TITLE	MIAMI DADE COUNTY FY 2023-2024 PAY PLAN EFFECTIVE 2023-10-02									
		01	02	03	04	05	06	07	08	09	10
		11	12	13	14	15	16	17	18	19	20
001499	Chief Seaport Engineer (+)	MIN 4321.94		MIN2 4754.15		MAX 7235.87		PAY GRADE..G10			
001500	Seaport CF Operating Officer(+)	MIN 5409.68		MIN2 5950.66		MAX 10029.30		PAY GRADE..G13			
001501	Seaport Managing Dir/CFO(+)	MIN 5409.68		MIN2 5950.66		MAX 10029.30		PAY GRADE..G13			
001502	Assistant to Port Director	MIN 3240.03		MIN2 3564.00		MAX 5274.07		PAY GRADE..G06			
001503	CF Sea Mrkt Off/MD Dir of Mrkt(+)	MIN 4659.31		MIN2 5125.22		MAX 7853.89		PAY GRADE..G11			
001510	Flood Plain Construction Insp	6 1793.01 2828.42	1876.72 2957.83	1964.31 3106.34	2055.57 3254.78	2146.97 3403.24	2246.05 3559.33	2348.76 3722.98	2462.99 3894.29	2577.21 4073.22	2702.71 4259.71
001511	Flood Plain Program Sup (+)	6 2117.25 3352.42	2211.38 3505.33	2313.45 3666.10	2419.23 3834.66	2536.88 4011.12	2654.53 4195.42	2783.79 4387.50	2913.27 4587.50	3046.56 4799.25	3199.53 5015.21
001519	Groundwater Modeling Prog Coord(+)	6 2633.36 4189.84	2754.33 4386.37	2890.22 4597.95	3033.81 4813.24	3181.14 5039.98	3335.98 5281.77	3498.50 5531.05	3661.02 5795.55	3830.90 6071.32	4008.53 6366.01
001520	Hydrogeologist 1(+)	6 1618.86 2595.56	1700.57 2724.03	1778.38 2852.36	1860.08 2992.50	1953.46 3140.40	2042.97 3292.13	2144.16 3451.69	2253.11 3619.03	2362.11 3786.32	2474.93 3965.29
001521	Hydrogeologist 2(+)	6 1860.08 2992.50	1953.46 3140.40	2042.97 3292.13	2144.16 3451.69	2253.11 3619.03	2362.11 3786.32	2474.92 3965.29	2595.56 4148.23	2724.03 4338.89	2852.36 4541.28

MIAMI DADE COUNTY
 FY 2023-2024 PAY PLAN EFFECTIVE 2023-10-02

JOB CODE NUMBER	JOB TITLE		01	02	03	04	05	06	07	08	09	10
			11	12	13	14	15	16	17	18	19	20
001522	Hydrogeologist 3(+)	6	2252.65 3619.03	2362.11 3786.32	2474.93 3965.29	2595.56 4148.23	2724.03 4338.89	2852.36 4541.28	2992.50 4745.66	3140.40 4959.24	3292.13 5182.42	3451.69 5415.62
001523	Senior Scientist Hydrology(+)		MIN 3478.47		MIN2 3826.34		MAX 5704.02		PAY GRADE..G07			
001524	Professional Geologist (+)		MIN 2838.32		MIN2 3320.85		MAX 4884.34		PAY GRADE..G05			
001525	Chemist 1(+)	6	1868.64 3006.32	1962.42 3154.78	2052.38 3307.30	2154.04 3467.53	2263.57 3635.66	2372.97 3803.86	2486.34 3983.66	2607.47 4167.32	2736.61 4358.91	2865.57 4562.20
001526	Chemist 2(+)	6	2154.04 3467.53	2263.57 3635.66	2372.97 3803.86	2486.34 3983.66	2607.47 4167.32	2736.61 4358.91	2865.57 4562.20	3006.32 4767.47	3154.78 4982.04	3307.30 5206.23
001527	Chemist 3(+)	6	2580.02 4128.79	2712.35 4315.55	2836.95 4517.96	2976.93 4735.89	3124.82 4957.63	3276.57 5191.18	3436.07 5440.22	3603.46 5696.98	3770.83 5969.42	3933.52 6253.46
001528	Senior Professional Geologist(+)		MIN 3478.47		MIN2 3826.34		MAX 5704.02		PAY GRADE..G07			
001529	Environmental Resource Ast	6	1318.40 2005.72	1370.31 2100.83	1430.79 2187.26	1487.05 2286.68	1551.89 2399.14	1616.61 2502.81	1685.88 2619.58	1767.94 2740.58	1841.52 2865.93	1923.54 2995.61
001530	Biologist 1(+)	6	1626.51 2595.56	1705.81 2724.03	1781.40 2852.36	1860.68 2992.50	1953.46 3140.40	2042.97 3292.13	2144.16 3451.69	2253.11 3619.03	2362.11 3786.32	2474.93 3965.29
001531	Biologist 2(+)	6	1860.08 2992.50	1953.46 3140.40	2042.97 3292.13	2144.16 3451.69	2253.11 3619.03	2362.11 3786.32	2474.92 3965.29	2595.56 4148.23	2724.03 4338.89	2852.36 4541.28

MIAMI DADE COUNTY
 FY 2023-2024 PAY PLAN EFFECTIVE 2023-10-02

JOB CODE NUMBER	JOB TITLE		01	02	03	04	05	06	07	08	09	10
			←									→
			11	12	13	14	15	16	17	18	19	20
001532	Biologist 3(+)	6	2580.02 4128.79	2712.35 4315.55	2836.95 4517.96	2976.93 4735.89	3124.82 4957.63	3276.57 5191.18	3436.07 5440.22	3603.46 5696.98	3770.83 5969.42	3945.82 6253.46
001534	Pollution Control Inspector 1	6	1626.51 2595.56	1705.81 2724.03	1781.40 2852.36	1860.68 2992.50	1953.46 3140.40	2042.97 3292.13	2144.16 3451.69	2253.11 3619.03	2362.11 3786.32	2474.93 3965.29
001535	Pollution Control Inspector 2	6	1860.08 2992.50	1953.46 3140.40	2042.97 3292.13	2144.16 3451.69	2253.11 3619.03	2362.11 3786.32	2474.92 3965.29	2595.56 4148.23	2724.03 4338.89	2852.36 4541.28
001538	Pollution Ctrl Plan Reviewer	6	1847.83 2913.27	1933.02 3046.56	2023.24 3199.53	2117.25 3352.42	2211.38 3505.33	2313.45 3666.10	2419.23 3834.66	2536.88 4011.12	2654.53 4195.42	2783.79 4387.50
001547	Environmental Code Enf Ofc 1(+)	6	1860.08 2992.50	1953.46 3140.40	2042.97 3292.13	2144.16 3451.69	2253.11 3619.03	2362.11 3786.32	2474.92 3965.29	2595.56 4148.23	2724.03 4338.89	2852.36 4541.28
001548	Environmental Code Enf Ofc 2(+)	6	2252.65 3619.03	2362.11 3786.32	2474.93 3965.29	2595.56 4148.23	2724.03 4338.89	2852.36 4541.28	2992.50 4745.66	3140.40 4959.24	3292.13 5182.42	3451.69 5415.62
001550	Rer Permit & Plans Rep	6	1318.40 2005.72	1370.31 2100.83	1430.79 2187.26	1487.05 2286.68	1551.89 2399.14	1616.61 2502.81	1685.88 2619.58	1767.94 2740.58	1841.52 2865.93	1923.54 2995.61
001554	Environmental Res Proj Sup(+)	6	2241.43 3603.46	2350.40 3770.83	2459.42 3945.82	2580.02 4128.79	2712.35 4315.55	2836.95 4517.96	2976.93 4735.89	3124.82 4957.63	3276.57 5191.18	3436.07 5440.22
001561	Rer Endangered Lands Coor(+)		MIN 2838.32		MIN2 3320.85		MAX 4884.34		PAY GRADE..G05			
001562	Environmental Specialist Sup(+)	6	2252.65 3619.03	2362.11 3786.32	2474.93 3965.29	2595.56 4148.23	2724.03 4338.89	2852.36 4541.28	2992.50 4745.66	3140.40 4959.24	3292.13 5182.42	3451.69 5415.62

MIAMI DADE COUNTY
 FY 2023-2024 PAY PLAN EFFECTIVE 2023-10-02

JOB CODE NUMBER	JOB TITLE		01	02	03	04	05	06	07	08	09	10
			←-----									
			11	12	13	14	15	16	17	18	19	20
001563	Rer Records Coordinator	6	2241.43 3603.46	2350.40 3770.83	2459.42 3945.82	2580.02 4128.79	2712.35 4315.55	2836.95 4517.96	2976.93 4735.89	3124.82 4957.63	3276.57 5191.18	3436.07 5440.22
001564	Mgr Rer Environmental Sect(+)		MIN 2838.32		MIN2 3320.85		MAX 4884.34		PAY GRADE..G05			
001565	Senior Mgr Rer Env Sect (+)		MIN 3240.03		MIN2 3564.00		MAX 5274.07		PAY GRADE..G06			
001566	Cf Rer Directv&Beach Prog Coord(+)		MIN 3240.03		MIN2 3564.00		MAX 5274.07		PAY GRADE..G06			
001567	Manager Rer Financial Services(+)		MIN 2652.39		MIN2 3103.32		MAX 4528.27		PAY GRADE..G04			
001568	Chief, Rer Code Coordination(+)		MIN 3240.03		MIN2 3564.00		MAX 5274.07		PAY GRADE..G06			
001569	Mgr, RER Budget, Proc & Inv(+)		MIN 3478.47		MIN2 3826.34		MAX 5704.02		PAY GRADE..G07			
001570	Ch Environ/Ed And Comm Off(+)		MIN 2838.32		MIN2 3320.85		MAX 4884.34		PAY GRADE..G05			
001571	Mgr Rer Laboratory Sect (+)		MIN 3240.03		MIN2 3564.00		MAX 5274.07		PAY GRADE..G06			
001573	Mgr Strmwtr Plng&Design Sect(+)		MIN 3478.47		MIN2 3826.34		MAX 5704.02		PAY GRADE..G07			
001575	RER Sr Resilience Policy Mgr(+)		MIN 4321.94		MIN2 4754.15		MAX 7235.87		PAY GRADE..G10			

MIAMI DADE COUNTY
 FY 2023-2024 PAY PLAN EFFECTIVE 2023-10-02

JOB CODE NUMBER	JOB TITLE										
		01	02	03	04	05	06	07	08	09	10
		←-----									
		11	12	13	14	15	16	17	18	19	20
001576	Environmental Section Sup(+)	MIN 2502.21		MIN2 2927.61		MAX 4241.04		PAY GRADE..G03			
001577	Design Constr Mgr(+)	MIN 3478.47		MIN2 3826.34		MAX 5704.02		PAY GRADE..G07			
001578	Deputy Resilience Officer(+)	MIN 4013.69		MIN2 4415.05		MAX 6671.50		PAY GRADE..G09			
001579	Chief Rer Resilience Officer(+)	MIN 5409.68		MIN2 5950.66		MAX 10029.30		PAY GRADE..G13			
001580	Pollution Control Division Cf(+)	MIN 4321.94		MIN2 4754.15		MAX 7235.87		PAY GRADE..G10			
001581	Cf Off Of Sustainability(+)	MIN 3478.47		MIN2 3826.34		MAX 5704.02		PAY GRADE..G07			
001582	Chief Heat Officer(+)	MIN 4013.69		MIN2 4415.05		MAX 6671.50		PAY GRADE..G09			
001584	Ast to Chief Heat Officer(+)	MIN 2652.39		MIN2 3103.32		MAX 4528.27		PAY GRADE..G04			
001585	Biscayne Bay Program Manager(+)	MIN 3240.03		MIN2 3564.00		MAX 5274.07		PAY GRADE..G06			
001587	Energy Management Analyst(+)	6 2976.93	3124.82	3276.57	3436.07	3603.46	3770.83	3945.82	4128.79	4315.55	4517.96
		4735.89	4957.63	5191.18	5442.47	5696.98	5969.42	6253.46	6556.99	6864.45	7199.07
001588	Rer Intergovt Affairs Admin(+)	MIN 3478.47		MIN2 3826.34		MAX 5704.02		PAY GRADE..G07			

MIAMI DADE COUNTY
 FY 2023-2024 PAY PLAN EFFECTIVE 2023-10-02

JOB CODE NUMBER	JOB TITLE										
		01	02	03	04	05	06	07	08	09	10
		←-----									
		11	12	13	14	15	16	17	18	19	20
001590	Div Cf Recovery & Mitigation(+)	MIN 4013.69		MIN2 4415.05		MAX 6671.50		PAY GRADE..G09			
001650	Technical Services Coordinator	MIN 3366.07		MIN2 4058.65		MAX 5614.21		PAY GRADE..GIK			
001687	Comm Info Systems Analyst(+)	6 2861.61	3003.78	3149.65	3302.96	3463.86	3624.77	3792.98	3968.85	4148.37	4342.93
		4552.42	4765.58	4990.07	5229.47	5476.28	5738.16	6011.21	6302.97	6598.52	6920.19
001701	Gis Specialist	MIN 2136.98		MIN2 2560.32		MAX 3223.64		PAY GRADE..GII			
001711	It Purchasing Specialist	6 1688.88	1770.65	1852.36	1941.86	2031.31	2132.49	2241.43	2350.39	2459.41	2580.58
		2712.33	2836.94	2976.92	3124.81	3276.56	3436.06	3603.43	3770.82	3945.80	4128.78
001712	It Cont & Procurement Spec(+)	MIN 2477.44		MIN2 2898.63		MAX 4199.05		PAY GRADE..G03			
001713	It Sr Contracts &Proc Officer(+)	MIN 2652.39		MIN2 3103.32		MAX 4528.27		PAY GRADE..G04			
001722	It Sr Infrastructure Eng(+)	MIN 3366.07		MIN2 4058.65		MAX 5614.21		PAY GRADE..GIK			
001723	It Infrastructure Sys Eng(+)	MIN 2918.65		MIN2 3533.38		MAX 4882.80		PAY GRADE..GIG			
001724	Communication Svc Rep 1	6 1479.16	1554.69	1618.94	1694.50	1773.90	1853.20	1941.86	2031.32	2132.50	2241.43
		2350.40	2459.42	2580.02	2712.35	2836.95	2976.93	3124.82	3276.57	3436.07	3603.46
001725	Communication Svc Rep 2	6 1618.94	1694.50	1773.90	1853.20	1941.86	2031.32	2132.50	2241.43	2350.40	2459.42
		2580.02	2712.35	2836.95	2976.93	3124.82	3276.57	3436.07	3603.46	3770.83	3945.82

MIAMI DADE COUNTY
 FY 2023-2024 PAY PLAN EFFECTIVE 2023-10-02

JOB CODE NUMBER	JOB TITLE		01	02	03	04	05	06	07	08	09	10
			←									→
			11	12	13	14	15	16	17	18	19	20
001726	Itd Telephone System Supv(+)	6	2219.25 3567.78	2327.13 3733.50	2435.07 3906.75	2554.46 4087.92	2685.50 4272.82	2808.86 4473.23	2947.46 4688.99	3093.89 4908.54	3244.14 5139.77	3402.05 5386.35
001727	Telecomm Bill & Process Coor(+)	6	2459.42 3945.82	2580.02 4128.79	2712.35 4315.55	2836.95 4517.96	2976.93 4735.89	3124.82 4957.63	3276.57 5191.18	3436.07 5440.22	3603.46 5696.98	3770.83 5969.42
001730	IT Manager(+)		MIN 3867.84		MIN2 5239.35		MAX 6610.88		PAY GRADE..GIQ			
001731	Telecommuns Installer	6	1626.93 2478.11	1695.58 2591.83	1764.03 2709.40	1840.10 2830.92	1917.31 2960.31	1999.69 3097.56	2086.00 3238.70	2180.06 3383.75	2270.22 3536.74	2372.18 3697.34
001732	Telecommunications Tech	6	1853.20 2976.93	1941.86 3124.82	2031.32 3276.57	2132.50 3436.07	2241.43 3603.46	2350.40 3770.83	2459.42 3945.82	2580.02 4128.79	2712.35 4315.55	2836.95 4517.96
001733	Senior Telecommunications Tech	3	2340.12 3758.38	2458.29 3931.55	2576.41 4116.78	2702.51 4309.82	2832.55 4506.83	2970.42 4723.50	3116.20 4944.14	3269.81 5184.40	3427.40 5428.62	3592.88 5684.29
001734	Telecommunications Sup	3	2797.89 4451.74	2934.19 4665.82	3078.03 4883.69	3229.85 5109.41	3385.55 5350.69	3549.00 5607.55	3712.46 5868.20	3883.57 6144.54	4066.54 6437.03	4257.18 6739.59
001735	Telecommunications Manager(+)	6	2918.61 4650.27	3062.56 4868.14	3218.22 5097.75	3366.07 5346.86	3533.38 5595.86	3704.63 5864.40	3879.69 6140.61	4058.65 6432.34	4245.50 6737.85	4447.86 7057.91
001736	Telecommunications Infra Spec	3	2340.12 3758.38	2458.29 3931.55	2576.41 4116.78	2702.51 4309.82	2832.55 4506.83	2970.42 4723.50	3116.20 4944.14	3269.81 5184.40	3427.40 5428.62	3592.88 5684.29
001739	Itd Radio Systems Manager(+)		MIN 3704.63		MIN2 4447.86		MAX 6447.64		PAY GRADE..GIN			

MIAMI DADE COUNTY
 FY 2023-2024 PAY PLAN EFFECTIVE 2023-10-02

JOB CODE NUMBER	JOB TITLE	01	02	03	04	05	06	07	08	09	10
		←									→
		11	12	13	14	15	16	17	18	19	20
001740	It Senior Web Developer (+)	MIN 3366.07		MIN2 4058.65		MAX 5614.21		PAY GRADE..GIK			
001741	It Web Developer(+)	MIN 2918.61		MIN2 3533.38		MAX 4882.80		PAY GRADE..GIG			
001742	IT Senior Web Designer (+)	MIN 3104.64		MIN2 3730.50		MAX 5178.13		PAY GRADE..GIP			
001743	It Web Designer(+)	MIN 2918.65		MIN2 3533.38		MAX 4882.80		PAY GRADE..GIG			
001744	Itd Infrastructure Sys Eng(+)	MIN 2560.32		MIN2 3070.13		MAX 4409.35		PAY GRADE..GIF			
001746	Itd Sr Infrastructure Eng(+)	MIN 2918.61		MIN2 3533.38		MAX 4882.80		PAY GRADE..GIG			
001748	Itd Infrastructure Sys Mgr(+)	MIN 3704.63		MIN2 4447.86		MAX 6447.64		PAY GRADE..GIN			
001749	Business Architect(+)	MIN 3740.26		MIN2 4114.28		MAX 6174.28		PAY GRADE..G08			
001750	IT Database Manager(+)	MIN 3867.84		MIN2 5239.35		MAX 6610.88		PAY GRADE..GIQ			
001751	IT SR DATABASE ADMINISTRATOR(+)	MIN 3366.07		MIN2 4058.65		MAX 5614.21		PAY GRADE..GIK			
001752	IT Database Administrator(+)	MIN 2918.61		MIN2 3533.38		MAX 4882.80		PAY GRADE..GIG			
001755	Manager Itd Administrative Svc(+)	MIN 3240.03		MIN2 3564.00		MAX 5274.07		PAY GRADE..G06			

MIAMI DADE COUNTY
FY 2023-2024 PAY PLAN EFFECTIVE 2023-10-02

JOB CODE NUMBER	JOB TITLE		01	02	03	04	05	06	07	08	09	10
			11	12	13	14	15	16	17	18	19	20
001756	It Community Engagement Mgr(+)	6	2685.50 4272.82	2808.86 4473.23	2947.46 4688.99	3093.89 4908.54	3244.14 5139.77	3402.05 5386.35	3567.78 5640.57	3733.50 5910.32	3906.75 6191.55	4087.92 6492.07
001757	Erp Project Manager(+)		MIN 3396.51		MIN2 4081.04		MAX 5919.08		PAY GRADE..GIL			
001758	Manager Itd Finance & Budget(+)		MIN 3478.47		MIN2 3826.34		MAX 5704.02		PAY GRADE..G07			
001759	IT Telecommunications Manager(+)		MIN 2918.61		MIN2 3533.38		MAX 5097.75		PAY GRADE..GIL			
001760	IT Telecommunications SUP	3	2797.89 4451.74	2934.19 4665.82	3078.03 4883.69	3229.85 5109.41	3385.55 5350.69	3549.00 5607.55	3712.46 5868.20	3883.57 6144.54	4066.54 6437.03	4257.18 6739.59
001761	IT SR Telecommunications Tech	3	2340.12 3758.38	2458.29 3931.55	2576.41 4116.78	2702.51 4309.82	2832.55 4506.83	2970.42 4723.50	3116.20 4944.14	3269.81 5184.40	3427.40 5428.62	3592.88 5684.29
001762	IT Telecommunications TECH	6	1853.20 2976.93	1941.86 3124.82	2031.32 3276.57	2132.50 3436.07	2241.43 3603.46	2350.40 3770.83	2459.42 3945.82	2580.02 4128.79	2712.35 4315.55	2836.95 4517.96
001763	IT Installer	6	1626.93 2478.11	1695.58 2591.83	1764.03 2709.40	1840.10 2830.92	1917.31 2960.31	1999.69 3097.56	2086.00 3238.70	2180.06 3383.75	2270.22 3536.74	2372.18 3697.34
001764	IT Service Tech Sup(+)		MIN 2797.89		MIN2 3385.55		MAX 4257.18		PAY GRADE..GIS			
001765	It Sr Service Tech		MIN 1853.20		MIN2 2241.43		MAX 3281.06		PAY GRADE..GID			
001766	IT SR Service Represtatative	6	1853.20 2976.93	1941.86 3124.82	2031.32 3276.57	2132.50 3436.07	2241.43 3603.46	2350.40 3770.83	2459.42 3945.82	2580.02 4128.79	2712.35 4315.55	2836.95 4517.96

MIAMI DADE COUNTY
 FY 2023-2024 PAY PLAN EFFECTIVE 2023-10-02

JOB CODE NUMBER	JOB TITLE	01	02	03	04	05	06	07	08	09	10
		11	12	13	14	15	16	17	18	19	20
001767	IT Service Tech	MIN 1479.16		MIN2 1773.90		MAX 2582.38		PAY GRADE..G1C			
001770	Dir Shared Services Prog(+)	MIN 4321.94		MIN2 4754.15		MAX 7235.87		PAY GRADE..G10			
001771	Itd Enterprise Portfolio Mgr(+)	MIN 4013.69		MIN2 4415.05		MAX 6671.50		PAY GRADE..G09			
001772	Itd Enterprise Program Manager(+)	MIN 3740.26		MIN2 4114.28		MAX 6174.28		PAY GRADE..G08			
001773	Itd Enterprise Architect(+)	MIN 4013.69		MIN2 4415.05		MAX 6671.50		PAY GRADE..G09			
001774	Itd Innovations Manager (+)	MIN 3740.26		MIN2 4114.28		MAX 6174.28		PAY GRADE..G08			
001775	Itd Agile Coach(+)	MIN 3740.26		MIN2 4114.28		MAX 6174.28		PAY GRADE..G08			
001776	It Innovation Program Director(+)	MIN 4321.94		MIN2 4754.15		MAX 7235.87		PAY GRADE..G10			
001786	Division Director Itd (+)	MIN 4659.31		MIN2 5125.22		MAX 7853.89		PAY GRADE..G11			
001788	Deputy Director, Itd(+)	MIN 5020.00		MIN2 5522.02		MAX 13640.25		PAY GRADE..E02			
001789	Itd Director(+)	MIN 5409.68		MIN2 5950.66		MAX 15309.84		PAY GRADE..E01			
001792	Itd Business Relationship Mgr(+)	MIN 4013.69		MIN2 4415.05		MAX 6671.50		PAY GRADE..G09			

MIAMI DADE COUNTY
 FY 2023-2024 PAY PLAN EFFECTIVE 2023-10-02

JOB CODE NUMBER	JOB TITLE										
		01	02	03	04	05	06	07	08	09	10
		←----->									
		11	12	13	14	15	16	17	18	19	20
001793	Tech Vendor Program Director(+)	MIN 4321.94		MIN2 4754.15		MAX 7235.87		PAY GRADE..G10			
001798	Ast Dir Itd(+)	MIN 5019.99		MIN2 5522.02		MAX 8525.75		PAY GRADE..G12			
001801	Computer Ops Support Clerk 2	6 1318.40	1370.31	1430.79	1487.05	1551.89	1616.61	1685.88	1767.94	1841.52	1923.54
		2005.72	2100.83	2187.26	2286.68	2399.14	2502.81	2619.58	2740.58	2865.93	2995.61
001803	Web Designer 1(+)	MIN 1853.20		MIN2 2241.43		MAX 3281.06		PAY GRADE..GID			
001805	Web Publisher	MIN 2336.92		MIN2 2799.53		MAX 4030.51		PAY GRADE..GIJ			
001806	Web Designer 2(+)	MIN 2560.32		MIN2 3070.13		MAX 4409.35		PAY GRADE..GIF			
001807	Senior Web Designer(+)	MIN 2833.58		MIN2 3430.48		MAX 4740.56		PAY GRADE..GIW			
001808	Web Developer(+)	MIN 2560.32		MIN2 3070.13		MAX 4409.35		PAY GRADE..GIF			
001809	Senior Web Publisher(+)	MIN 2560.32		MIN2 3070.13		MAX 4409.35		PAY GRADE..GIF			
001810	Gis Graphics Technician 1	6 1318.40	1370.31	1430.79	1487.05	1551.89	1616.61	1685.88	1767.94	1841.52	1923.54
		2005.72	2100.83	2187.26	2286.68	2399.14	2502.81	2619.58	2740.58	2865.93	2995.61
001811	Gis Graphics Technican 2	6 1425.23	1490.00	1566.10	1630.75	1706.94	1786.92	1866.84	1956.54	2046.69	2148.68
		2258.47	2368.27	2478.11	2599.59	2732.90	2858.29	2999.55	3148.50	3301.45	3462.20
001812	Senior Web Developer(+)	MIN 2918.61		MIN2 3533.38		MAX 4882.80		PAY GRADE..GIG			
001813	Signage And Design Manager(+)	6 2435.07	2554.46	2685.50	2808.86	2947.46	3093.89	3244.14	3402.05	3567.78	3733.50
		3906.75	4087.92	4272.82	4473.23	4688.99	4908.54	5139.77	5386.35	5640.57	5910.32

MIAMI DADE COUNTY
 FY 2023-2024 PAY PLAN EFFECTIVE 2023-10-02

JOB CODE NUMBER	JOB TITLE										
		01	02	03	04	05	06	07	08	09	10
		←----->									
		11	12	13	14	15	16	17	18	19	20
001815	It Sr Service Desk Agent	MIN 1853.20		MIN2 2241.43		MAX 3281.06		PAY GRADE..GID			
001819	Computer Operations Spec 2	MIN 1853.20		MIN2 2241.43		MAX 3281.06		PAY GRADE..GID			
001821	Computer Operations Sup (+)	6 2241.43 3603.46	2350.40 3770.83	2459.42 3945.82	2580.02 4128.79	2712.35 4315.55	2836.95 4517.96	2976.93 4735.89	3124.82 4957.63	3276.57 5191.18	3436.07 5440.22
001823	It Sr Computer Operator	MIN 1853.20		MIN2 2241.43		MAX 3281.06		PAY GRADE..GID			
001824	IT Computer Operator	MIN 1554.69		MIN2 1853.20		MAX 2709.01		PAY GRADE..GIH			
001825	IT Computer Clerk	6 1318.40 2005.72	1370.31 2100.83	1430.79 2187.26	1487.05 2286.68	1551.89 2399.14	1616.61 2502.81	1685.88 2619.58	1767.94 2740.58	1841.52 2865.93	1923.54 2995.61
001826	Computer Technician 1	MIN 1479.16		MIN2 1773.90		MAX 2582.38		PAY GRADE..GIC			
001827	Computer Technician 2	MIN 1853.20		MIN2 2241.43		MAX 3281.06		PAY GRADE..GID			
001829	It Service Desk Supervisor(+)	6 2241.43 3603.46	2350.40 3770.83	2459.42 3945.82	2580.02 4128.79	2712.35 4315.55	2730.86 4517.96	2976.93 4735.89	3124.82 4957.63	3276.57 5191.18	3436.07 5440.22
001830	Computer Technician Sup (+)	MIN 2234.94		MIN2 2674.12		MAX 3861.73		PAY GRADE..GIE			
001832	Network Manager 1(+)	MIN 2560.32		MIN2 3070.13		MAX 4409.35		PAY GRADE..GIF			
001833	Network Manager 2(+)	MIN 2918.65		MIN2 3533.38		MAX 4882.80		PAY GRADE..GIG			

MIAMI DADE COUNTY
 FY 2023-2024 PAY PLAN EFFECTIVE 2023-10-02

JOB CODE NUMBER	JOB TITLE	01	02	03	04	05	06	07	08	09	10
		←									→
		11	12	13	14	15	16	17	18	19	20
001834	Network System Integrator(+)	MIN 2918.65		MIN2 3533.38		MAX 4882.80		PAY GRADE..GIG			
001835	IT ERP Software Developer(+)	MIN 2918.61		MIN2 3533.38		MAX 4882.80		PAY GRADE..GIG			
001836	IT Senior Software Developer(+)	MIN 3366.07		MIN2 4058.65		MAX 5614.21		PAY GRADE..GIK			
001837	IT Software Developer (+)	MIN 2918.61		MIN2 3533.38		MAX 4882.80		PAY GRADE..GIG			
001838	It W&S Software Developer(+)	MIN 2918.61		MIN2 3533.38		MAX 4882.80		PAY GRADE..GIG			
001839	Information Tech Intern			\$16.52 FLAT HOURLY RATE							
001841	Information Tech Specialist	MIN 2136.98		MIN2 2560.32		MAX 3223.64		PAY GRADE..GII			
001843	Systems Analyst/Programmer 1(+)	MIN 2336.92		MIN2 2799.53		MAX 4030.51		PAY GRADE..GIJ			
001844	Systems Analyst/Programmer 2(+)	MIN 2560.32		MIN2 3070.13		MAX 4409.35		PAY GRADE..GIF			
001845	Sr Systems Analyst/Prog (+)	MIN 2918.65		MIN2 3533.38		MAX 4882.80		PAY GRADE..GIG			
001847	Computer Services Mgr (+)	MIN 3366.07		MIN2 4058.65		MAX 5614.21		PAY GRADE..GIK			

MIAMI DADE COUNTY
 FY 2023-2024 PAY PLAN EFFECTIVE 2023-10-02

JOB CODE NUMBER	JOB TITLE	←----->										
		01	02	03	04	05	06	07	08	09	10	
		11	12	13	14	15	16	17	18	19	20	
001848	Computer Services Senior Mgr(+)	MIN 3396.51		MIN2 4081.04		MAX 5919.08			PAY GRADE..GIL			
001850	Operating Systems Programmer(+)	MIN 2918.61		MIN2 3533.38		MAX 4882.80			PAY GRADE..GIG			
001851	Sr Operating Systems Prog(+)	MIN 3366.07		MIN2 4058.65		MAX 5614.21			PAY GRADE..GIK			
001853	Systems Support Mgr(+)	MIN 3704.63		MIN2 4447.86		MAX 6447.64			PAY GRADE..GIN			
001854	Production Support Analyst(+)	MIN 2336.92		MIN2 2799.53		MAX 4030.51			PAY GRADE..GIJ			
001855	IT SECURITY SYSTEMS ENGINEER(+)	MIN 3430.47		MIN2 4187.45		MAX 5978.27			PAY GRADE..GIM			
001856	It Sr Security Sys Administrat(+)	MIN 3366.07		MIN2 4058.65		MAX 5614.21			PAY GRADE..GIK			
001858	Production Control Spec	6 1343.30	1398.84	1450.37	1497.99	1565.28	1628.80	1692.14	1763.54	1834.98	1915.22	
			1996.88	2082.58	2172.45	2270.45	2364.46	2470.54	2580.83	2699.20	2821.71	2948.34
001860	Technical Support Analyst(+)	MIN 2918.65		MIN2 3533.38		MAX 4882.80			PAY GRADE..GIG			
001862	Technical Training Spec 1(+)	6 1467.11	1544.91	1611.06	1688.89	1770.65	1852.37	1941.86	2031.32	2132.50	2241.43	
			2350.40	2459.42	2580.02	2712.35	2836.95	2976.93	3124.82	3276.57	3436.07	3603.46
001863	Technical Training Spec 2(+)	6 1852.37	1941.86	2031.32	2132.50	2241.43	2350.40	2459.42	2580.02	2712.35	2836.95	
			2976.93	3124.82	3276.57	3436.07	3603.46	3770.83	3945.82	4128.79	4315.55	4517.96

MIAMI DADE COUNTY
 FY 2023-2024 PAY PLAN EFFECTIVE 2023-10-02

JOB CODE NUMBER	JOB TITLE		01	02	03	04	05	06	07	08	09	10
			11	12	13	14	15	16	17	18	19	20
001864	Technical Training Spec 3(+)	6	2241.43 3603.46	2350.40 3770.83	2459.42 3945.82	2580.02 4128.79	2712.35 4315.55	2836.95 4517.97	2976.93 4735.89	3124.82 4957.63	3276.57 5191.18	3436.07 5440.22
001866	Security Systems Engineer(+)		MIN 2918.65		MIN2 3533.38		MAX 4882.80		PAY GRADE..GIG			
001867	Sr Security Systems Engineer(+)		MIN 3366.07		MIN2 4058.65		MAX 5614.21		PAY GRADE..GIG			
001868	Database Administrator (+)		MIN 2918.61		MIN2 3533.38		MAX 4882.80		PAY GRADE..GIG			
001870	Sr Database Administrator(+)		MIN 3366.07		MIN2 4058.65		MAX 5614.21		PAY GRADE..GIG			
001872	IT SR Production Administrator(+)		MIN 3366.07		MIN2 4058.65		MAX 5614.21		PAY GRADE..GIG			
001873	It Sr Systems Administrator(+)		MIN 3366.07		MIN2 4058.65		MAX 5614.21		PAY GRADE..GIG			
001874	It Systems Administrator(+)		MIN 2918.65		MIN2 3533.38		MAX 4882.80		PAY GRADE..GIG			
001875	Database Manager(+)		MIN 3704.63		MIN2 4447.86		MAX 6447.64		PAY GRADE..GIN			
001876	Security Systems Manager(+)		MIN 3704.63		MIN2 4447.86		MAX 6447.64		PAY GRADE..GIN			
001877	It Production Administrator(+)		MIN 2918.61		MIN2 3533.38		MAX 4882.80		PAY GRADE..GIG			

MIAMI DADE COUNTY
 FY 2023-2024 PAY PLAN EFFECTIVE 2023-10-02

JOB CODE NUMBER	JOB TITLE	01	02	03	04	05	06	07	08	09	10
		←									→
		11	12	13	14	15	16	17	18	19	20
001880	Systems Administrator 1 (+)	MIN 2336.92		MIN2 2799.53		MAX 4030.51		PAY GRADE..GIJ			
001881	Systems Administrator 2 (+)	MIN 2560.32		MIN2 3070.13		MAX 4409.35		PAY GRADE..GIF			
001882	Sr Systems Administrator(+)	MIN 2918.65		MIN2 3533.38		MAX 4882.80		PAY GRADE..GIG			
001884	Middleware Sr Administrator(+)	MIN 3366.07		MIN2 4058.65		MAX 5614.21		PAY GRADE..GIK			
001885	Erp Developer 1(+)	MIN 2560.32		MIN2 3070.13		MAX 4409.35		PAY GRADE..GIF			
001886	Erp Developer 2(+)	MIN 2918.61		MIN2 3533.38		MAX 4882.80		PAY GRADE..GIG			
001887	Erp Senior Developer(+)	MIN 3366.07		MIN2 4058.65		MAX 5614.21		PAY GRADE..GIK			
001890	Erp Systems Administrator(+)	MIN 3366.07		MIN2 4058.65		MAX 5614.21		PAY GRADE..GIK			
001891	Erp Systems Support Manager(+)	MIN 3704.63		MIN2 4447.86		MAX 6447.64		PAY GRADE..GIN			
001892	Erp Security Administrator 1(+)	MIN 2918.61		MIN2 3533.38		MAX 4882.80		PAY GRADE..GIG			
001893	Erp Security Administrator 2(+)	MIN 3366.07		MIN2 4058.65		MAX 5614.21		PAY GRADE..GIK			
001895	Erp Technical Architect (+)	MIN 3667.95		MIN2 4403.82		MAX 6383.81		PAY GRADE..GIN			

MIAMI DADE COUNTY
 FY 2023-2024 PAY PLAN EFFECTIVE 2023-10-02

JOB CODE NUMBER	JOB TITLE										
		01 ←	02	03	04	05	06	07	08	09	10 →
		11	12	13	14	15	16	17	18	19	20
001896	Erp Change Mgmt & Training Mgr(+)	MIN 3366.07		MIN2 4058.65		MAX 5614.21		PAY GRADE...GIK			
001902	Liability Claims Specialist	6 1481.92 2374.13	1560.50 2484.25	1627.32 2606.05	1705.94 2739.74	1788.53 2865.59	1871.08 3006.99	1961.48 3156.40	2051.83 3309.65	2154.03 3470.76	2264.06 3639.84
001903	Claims Representative 1	6 1318.40 2005.72	1370.31 2100.83	1430.79 2187.26	1487.05 2286.68	1551.89 2399.14	1616.61 2502.81	1685.88 2619.58	1767.94 2740.58	1841.52 2865.93	1923.54 2995.61
001904	Claims Representative 2	6 1440.42 2180.06	1505.21 2270.22	1566.10 2372.18	1626.99 2478.11	1695.58 2591.82	1764.03 2709.40	1840.10 2830.92	1917.31 2960.31	1999.69 3097.56	2086.00 3238.70
001905	Subrogation Claims Examiner(+)	6 2580.02 4128.79	2712.35 4315.55	2836.95 4517.96	2976.93 4735.89	3124.82 4957.63	3276.57 5191.18	3436.07 5440.22	3603.46 5696.98	3770.83 5969.42	3945.82 6253.46
001907	Legal Claims Adjuster(+)	6 2241.43 3603.46	2350.40 3770.83	2459.42 3945.82	2580.02 4128.79	2712.35 4315.55	2836.95 4517.96	2976.93 4735.89	3124.82 4957.63	3276.57 5191.18	3436.07 5440.22
001909	Liability Claims Investigator(+)	6 1618.94 2580.02	1694.50 2712.35	1773.90 2836.95	1853.20 2976.93	1941.86 3124.82	2031.32 3276.57	2132.50 3436.07	2241.43 3603.46	2350.40 3770.83	2459.42 3945.82
001910	Liability Legal Claims Adj(+)	6 2219.25 3567.78	2327.13 3733.50	2435.07 3906.75	2554.46 4087.92	2685.50 4272.82	2808.86 4473.23	2947.46 4688.99	3093.89 4908.54	3244.14 5139.77	3402.05 5386.35
001912	Liability Legal Claims Invgr(+)	6 1773.90 2836.95	1853.20 2976.93	1941.86 3124.82	2031.32 3276.57	2132.50 3436.07	2241.43 3603.46	2350.40 3770.83	2459.42 3945.82	2580.02 4128.79	2712.35 4315.55
001913	Risk Management Appraiser(+)	6 2241.43 3603.46	2350.40 3770.83	2459.42 3945.82	2580.02 4128.79	2712.35 4315.55	2836.95 4517.96	2976.93 4735.89	3124.82 4957.63	3276.57 5191.18	3436.07 5440.22

MIAMI DADE COUNTY
 FY 2023-2024 PAY PLAN EFFECTIVE 2023-10-02

JOB CODE NUMBER	JOB TITLE		01	02	03	04	05	06	07	08	09	10
			11	12	13	14	15	16	17	18	19	20
001914	Liability Claims Adjuster(+)	6	2031.32 3276.57	2132.50 3436.07	2241.43 3603.46	2350.40 3770.83	2459.42 3945.82	2580.02 4128.79	2712.35 4315.55	2836.95 4517.96	2976.93 4735.89	3124.82 4957.63
001916	Liability Claims Manager (+)	6	2836.95 4517.96	2976.93 4735.89	3124.82 4957.63	3276.57 5191.18	3436.07 5440.22	3603.46 5696.98	3770.83 5969.42	3945.82 6253.46	4128.79 6556.99	4315.55 6864.45
001918	Claims Administrator(+)	6	2712.35 4315.55	2836.95 4517.96	2976.93 4735.89	3124.82 4957.63	3276.57 5191.18	3436.07 5440.22	3603.46 5696.98	3770.83 5969.42	3945.82 6253.46	4128.79 6556.99
001919	Liability Claims Coordinator(+)	6	2607.28 4148.37	2727.06 4342.93	2861.61 4552.42	3003.78 4765.58	3149.65 4990.07	3302.96 5229.47	3463.86 5476.28	3624.77 5738.16	3792.98 6011.21	3968.85 6302.97
001921	Insurance Special Investigator(+)	6	1834.03 2947.46	1922.64 3093.89	2011.21 3244.14	2111.40 3402.05	2219.25 3567.78	2327.13 3733.50	2435.07 3906.75	2554.46 4087.92	2685.50 4272.82	2808.86 4473.23
001925	Workers Comp Claims Rep	6	1481.92 2374.13	1560.50 2484.25	1627.32 2606.05	1705.94 2739.74	1788.53 2865.59	1871.08 3006.99	1961.48 3156.40	2051.83 3309.65	2154.03 3470.76	2264.06 3639.84
001927	Insurance Data Supervisor(+)	6	1852.37 2976.93	1941.86 3124.82	2031.32 3276.57	2132.50 3436.07	2241.43 3603.46	2350.40 3770.83	2459.42 3945.82	2580.02 4128.79	2712.35 4315.55	2836.95 4517.96
001928	Return To Work Specialist(+)	6	2727.06 4342.93	2861.61 4552.42	3003.78 4765.58	3149.65 4990.07	3302.96 5229.47	3463.86 5476.28	3624.76 5738.16	3792.98 6011.21	3968.85 6302.97	4148.37 6598.52
001929	Workers Compen Claims Adjuster(+)	6	2031.32 3276.57	2132.50 3436.07	2241.43 3603.46	2350.40 3770.83	2459.42 3945.82	2580.02 4128.79	2712.35 4315.55	2836.95 4517.96	2976.93 4735.89	3124.82 4957.63

MIAMI DADE COUNTY
FY 2023-2024 PAY PLAN EFFECTIVE 2023-10-02

JOB CODE NUMBER	JOB TITLE		01	02	03	04	05	06	07	08	09	10
			11	12	13	14	15	16	17	18	19	20
001931	Workers Comp Claims Examiner(+)	6	2580.02 4128.79	2712.35 4315.55	2836.95 4517.96	2976.93 4735.89	3124.82 4957.63	3276.57 5191.18	3436.07 5440.22	3603.46 5696.98	3770.83 5969.42	3945.82 6253.46
001932	Mgr Isd Workers Compensation(+)		MIN 2838.32		MIN2 3320.85		MAX 4884.34		PAY GRADE..G05			
001934	Benefits Representative	6	1941.86 3124.82	2031.32 3276.57	2132.50 3436.07	2241.43 3603.46	2350.40 3770.83	2459.42 3945.82	2580.02 4128.79	2712.35 4315.55	2836.95 4517.96	2976.93 4735.89
001937	Sr Employee Benefits Spec(+)	6	2387.77 3830.90	2504.87 4008.53	2633.36 4189.84	2754.33 4386.37	2890.22 4597.95	3033.81 4813.24	3181.14 5039.98	3335.98 5281.77	3498.50 5531.05	3661.02 5795.55
001938	Benefits Supervisor(+)		MIN 2838.32		MIN2 3320.85		MAX 4884.34		PAY GRADE..G05			
001965	Department Safety Supervisor(+)	6	2364.13 3792.98	2480.06 3968.85	2607.28 4148.37	2727.06 4342.93	2861.61 4552.42	3003.78 4765.58	3149.65 4990.07	3302.96 5229.47	3463.86 5476.28	3624.77 5738.16
001966	Safety Officer(+)	6	2031.32 3276.57	2132.50 3436.07	2241.43 3603.46	2350.40 3770.83	2459.42 3945.82	2580.02 4128.79	2712.35 4315.55	2836.95 4517.96	2976.93 4735.89	3124.82 4957.63
001967	Risk Management Safety Officer(+)	6	2241.43 3603.46	2350.40 3770.83	2459.42 3945.82	2580.02 4128.79	2712.35 4315.55	2836.95 4517.96	2976.93 4735.89	3124.82 4957.63	3276.57 5191.18	3436.07 5440.22
001969	Manager, Risk Mgmt And Safety(+)	6	2712.35 4315.55	2836.95 4517.96	2976.93 4735.89	3124.82 4957.63	3276.57 5191.18	3436.07 5440.22	3603.46 5696.98	3770.83 5969.42	3945.82 6253.46	4128.79 6534.89
001970	Risk Management Insurance Rep	6	1440.42 2180.06	1505.21 2270.22	1566.10 2372.18	1626.99 2478.11	1695.58 2591.82	1764.03 2709.40	1840.10 2830.92	1917.31 2960.31	1999.69 3097.56	2086.00 3238.70

MIAMI DADE COUNTY
 FY 2023-2024 PAY PLAN EFFECTIVE 2023-10-02

JOB CODE NUMBER	JOB TITLE		01	02	03	04	05	06	07	08	09	10
			11	12	13	14	15	16	17	18	19	20
001973	Risk Management Specialist(+)	6	1852.37 2976.93	1941.86 3124.82	2031.32 3276.57	2132.50 3436.07	2241.43 3603.46	2350.40 3770.83	2459.42 3945.82	2580.02 4128.79	2712.35 4315.55	2836.95 4517.96
001974	Risk Management Analyst (+)	6	2387.77 3830.90	2504.87 4008.53	2633.36 4189.84	2754.33 4386.37	2890.22 4597.95	3033.81 4813.24	3181.14 5039.98	3335.98 5281.77	3498.50 5531.05	3661.02 5795.55
001976	Mgr Risk Mgmt Casualty&Prop(+)		MIN 2838.32		MIN2 3320.85		MAX 4884.34		PAY GRADE...G05			
001978	Ast Div Dir Risk Management(+)		MIN 3478.47		MIN2 3826.34		MAX 5704.02		PAY GRADE...G07			
002004	Planning Technician	6	1318.40 2005.72	1370.31 2100.83	1430.79 2187.26	1487.05 2286.68	1551.89 2399.14	1616.61 2502.81	1685.88 2619.58	1767.94 2740.58	1841.52 2865.93	1923.54 2995.61
002007	Junior Planner(+)	6	1852.37 2976.93	1941.86 3124.82	2031.32 3276.57	2132.50 3436.07	2241.43 3603.46	2350.40 3770.83	2459.42 3945.82	2580.02 4128.79	2712.35 4315.55	2836.95 4517.96
002008	Senior Planner(+)	6	2241.43 3603.46	2350.40 3770.83	2459.42 3945.82	2580.02 4128.79	2712.35 4315.55	2836.95 4517.96	2976.93 4735.89	3124.82 4957.63	3276.57 5191.18	3436.07 5440.22
002009	Principal Planner(+)	6	2712.35 4315.55	2836.95 4517.96	2976.93 4735.89	3124.82 4957.63	3276.57 5191.18	3436.07 5440.22	3603.46 5696.98	3770.83 5969.42	3945.82 6253.46	4128.79 6534.89
002011	Rer Com Dev Municipal Pln Lias(+)		MIN 3478.47		MIN2 3826.34		MAX 5704.02		PAY GRADE...G07			
002012	Planning Section Supervisor(+)	6	2976.93 4735.89	3124.82 4957.63	3276.57 5191.18	3436.07 5440.22	3603.46 5696.98	3770.83 5969.42	3945.82 6253.46	4128.79 6556.99	4315.55 6852.06	4517.96 7160.42

MIAMI DADE COUNTY
 FY 2023-2024 PAY PLAN EFFECTIVE 2023-10-02

JOB CODE NUMBER	JOB TITLE											
		01	02	03	04	05	06	07	08	09	10	
		←-----										
		11	12	13	14	15	16	17	18	19	20	
		-----→										
002013	RER Planning Development Mgr.(+)	MIN 3740.26		MIN2 4114.28		MAX 6174.28		PAY GRADE..G08				
002016	Chief, Planning Division(+)	MIN 3740.26		MIN2 4114.28		MAX 6174.28		PAY GRADE..G08				
002017	Chief, Rer Metro Planning(+)	MIN 4013.69		MIN2 4415.05		MAX 6671.50		PAY GRADE..G09				
002020	Zoning Clerk	6	1318.40 2005.72	1370.31 2100.83	1430.79 2187.26	1487.05 2286.68	1551.89 2399.14	1616.61 2502.81	1685.88 2619.58	1767.94 2740.58	1841.52 2865.93	1923.54 2995.61
002021	Zoning Svcs Plans Processor	6	1455.33 2253.11	1517.69 2358.24	1591.57 2467.17	1657.80 2580.02	1731.64 2696.76	1805.62 2825.11	1891.23 2961.41	1969.04 3097.58	2058.55 3241.50	2159.79 3393.37
002024	Zoning Svc Sr Plans Processor	6	1941.91 3115.78	2032.53 3269.41	2134.93 3426.99	2237.42 3592.40	2339.87 3757.80	2457.99 3931.15	2575.25 4116.31	2702.18 4145.96	2832.12 4336.45	2970.05 4535.18
002026	Development Review Supervisor(+)	6	2712.35 4315.55	2836.95 4517.96	2976.93 4735.89	3124.82 4957.63	3276.57 5191.18	3436.07 5440.22	3603.46 5696.98	3770.83 5969.42	3945.82 6238.04	4128.79 6518.73
002041	Zoning Analyst 1(+)	6	1972.16 3181.14	2070.39 3335.98	2176.16 3498.50	2281.95 3661.02	2387.77 3830.90	2504.87 4008.53	2633.36 4189.84	2754.33 4386.37	2890.22 4597.95	3033.81 4813.24
002042	Zoning Analyst 2(+)	6	2459.42 3945.82	2580.02 4128.79	2712.35 4315.55	2836.95 4517.96	2966.11 4735.89	3124.82 4957.63	3276.57 5191.18	3436.07 5440.22	3603.46 5696.98	3770.83 5969.42
002052	Rer Evaluation Supervisor(+)	6	2861.61 4552.42	3003.78 4765.58	3149.65 4990.07	3302.96 5229.47	3463.86 5476.28	3624.77 5738.16	3792.98 6011.21	3968.85 6302.97	4148.37 6586.63	4342.93 6883.03

MIAMI DADE COUNTY
 FY 2023-2024 PAY PLAN EFFECTIVE 2023-10-02

JOB CODE NUMBER	JOB TITLE										
		01	02	03	04	05	06	07	08	09	10
002054	Cf Rer Zoning&Pw Plan Rev Div(+)	MIN 3740.26		MIN2 4114.28		MAX 6174.28		PAY GRADE..G08			
002055	Zoning Info Service Specialist	6 1303.40	1356.65	1406.17	1455.65	1516.57	1577.49	1642.22	1710.74	1783.11	1855.41
		1933.02	2015.31	2101.73	2199.65	2293.70	2395.72	2505.50	2619.13	2736.83	2858.27
002056	Zoning Info Service Manager(+)	6 2364.13	2480.06	2607.28	2727.06	2861.61	3003.78	3149.65	3302.96	3463.86	3624.77
		3792.98	3968.85	4148.37	4342.93	4552.42	4765.58	4990.07	5229.47	5476.28	5738.16
002057	Zoning Review & Impact Fee Mgr(+)	MIN 3240.03		MIN2 3564.00		MAX 5274.07		PAY GRADE..G06			
002062	Historic Preservation Spec(+)	6 1798.41	1885.30	1972.16	2070.39	2176.16	2281.95	2387.77	2504.87	2633.36	2754.33
		2890.22	3033.81	3181.14	3335.98	3498.50	3661.02	3830.90	4008.53	4189.84	4386.37
002064	Historic Preservation Chief(+)	MIN 3478.47		MIN2 3826.34		MAX 5704.02		PAY GRADE..G07			
002074	Rer Impact Fee Supervisor(+)	MIN 2838.32		MIN2 3320.85		MAX 4884.34		PAY GRADE..G05			
002077	Rer Agenda Clerk	6 1455.33	1517.69	1591.57	1657.80	1731.64	1805.62	1891.23	1969.04	2058.55	2159.79
		2253.11	2358.24	2467.17	2580.02	2696.76	2825.11	2961.41	3097.58	3241.50	3393.37
002079	RER Agenda Supervisor(+)	6 2712.35	2836.95	2976.93	3124.82	3276.57	3436.07	3603.46	3770.83	3945.82	4128.79
		4315.55	4517.96	4735.89	4957.63	5191.18	5440.22	5696.98	5969.42	6253.46	6534.89
002100	Elevator Regulation Code Sup(+)	6 1852.37	1941.86	2031.32	2132.50	2241.43	2350.40	2459.42	2580.02	2712.35	2836.95
		2976.93	3124.82	3276.57	3436.07	3603.46	3770.83	3945.82	4128.79	4315.55	4517.96

MIAMI DADE COUNTY
 FY 2023-2024 PAY PLAN EFFECTIVE 2023-10-02

JOB CODE NUMBER	JOB TITLE	←-----									
		01	02	03	04	05	06	07	08	09	10
		11	12	13	14	15	16	17	18	19	20
002101	Elevator Inspector	MIN 3211.90		MIN2 3757.91		MAX 5231.65		PAY GRADE..G62			
002102	Elevator Processing Spec 6	1455.33	1517.69	1591.57	1657.80	1731.64	1805.62	1891.23	1969.04	2058.55	2159.79
		2253.11	2358.24	2467.17	2580.02	2696.76	2825.11	2961.41	3097.58	3241.50	3393.37
002103	Elevator Field Inspector Sup	MIN 3352.42		MIN2 3352.42		MAX 4211.68		PAY GRADE..G51			
002105	Bldg Inspector	MIN 3490.19		MIN2 3873.86		MAX 4257.52		PAY GRADE..G63			
002107	Bldg Field Unit Supervisor	MIN 3833.19		MIN2 4262.82		MAX 4692.45		PAY GRADE..G54			
002108	Roofing Inspector	MIN 3623.48		MIN2 4024.90		MAX 4426.33		PAY GRADE..G64			
002111	Roofing Field Unit Sup	MIN 3986.10		MIN2 4436.03		MAX 4885.96		PAY GRADE..G55			
002125	Electrical Inspector	MIN 3490.19		MIN2 3873.86		MAX 4257.52		PAY GRADE..G63			
002129	Electrical Field Unit Sup	MIN 3833.19		MIN2 4262.82		MAX 4692.45		PAY GRADE..G54			
002135	Plumbing Inspector	MIN 3490.19		MIN2 3873.86		MAX 4257.52		PAY GRADE..G63			
002139	Plumbing Field Unit Sup	MIN 3833.19		MIN2 4262.82		MAX 4692.45		PAY GRADE..G54			
002145	Mechanical Inspector	MIN 3490.19		MIN2 3873.86		MAX 4257.52		PAY GRADE..G63			
002149	Mechanical Field Unit Sup	MIN 3833.19		MIN2 4262.82		MAX 4692.45		PAY GRADE..G54			

MIAMI DADE COUNTY
 FY 2023-2024 PAY PLAN EFFECTIVE 2023-10-02

JOB CODE NUMBER	JOB TITLE		01	02	03	04	05	06	07	08	09	10
			11	12	13	14	15	16	17	18	19	20
002155	Housing Inspector 1	6	1630.75 2485.84	1699.27 2595.67	1775.47 2717.22	1847.83 2834.83	1925.20 2968.18	2007.61 3101.55	2093.86 3246.51	2187.88 3387.71	2282.06 3532.78	2380.01 3685.70
002156	Housing Inspector 2	3	2124.71 3338.84	2222.01 3494.45	2323.22 3661.79	2432.05 3829.17	2544.98 3992.62	2657.81 4179.34	2782.42 4366.21	2906.86 4564.60	3050.82 4770.81	3187.10 4992.20
002167	Bldg Plans Processor(+)		MIN 2952.71		MIN2 3454.68		MAX 5081.18		PAY GRADE..G25			
002168	Electrical Plans Processor(+)		MIN 2952.71		MIN2 3454.68		MAX 5081.18		PAY GRADE..G25			
002169	Mechanical Plans Processor(+)		MIN 2952.71		MIN2 3454.68		MAX 5081.18		PAY GRADE..G25			
002170	Plumbing Plans Processor(+)		MIN 2952.71		MIN2 3454.68		MAX 5081.18		PAY GRADE..G25			
002172	Roof Plans Processor(+)		MIN 2952.71		MIN2 3454.68		MAX 5081.18		PAY GRADE..G25			
002173	Structural Plans Processor(+)		MIN 3478.47		MIN2 3826.34		MAX 5704.02		PAY GRADE..G07			
002185	Structural Sect Supervisor(+)		MIN 3740.26		MIN2 4114.28		MAX 6174.28		PAY GRADE..G08			
002186	Bldg Trade Section Sup (+)		MIN 3478.47		MIN2 3826.34		MAX 5704.02		PAY GRADE..G07			
002187	RER Bldg Code Comp Officer 1		MIN 1852.37		MIN2 2241.43		MAX 3276.57		PAY GRADE..129			

MIAMI DADE COUNTY
 FY 2023-2024 PAY PLAN EFFECTIVE 2023-10-02

JOB CODE NUMBER	JOB TITLE										
		01	02	03	04	05	06	07	08	09	10
		←									→
		11	12	13	14	15	16	17	18	19	20
002188	RER Bldg Code Comp Officer 2	MIN 2241.43		MIN2 2976.93		MAX 3945.82		PAY GRADE..G79			
002189	Elevator Section Supervisor(+)	MIN 3240.03		MIN2 3564.00		MAX 5274.07		PAY GRADE..G06			
002190	Elevator Section Manager(+)	MIN 3478.47		MIN2 3826.34		MAX 5704.02		PAY GRADE..G07			
002192	Dir Building Trade Division(+)	MIN 3740.26		MIN2 4114.28		MAX 6174.28		PAY GRADE..G08			
002195	Dir Rer Compliance Division(+)	MIN 4013.69		MIN2 4415.05		MAX 6671.50		PAY GRADE..G09			
002198	Dep Dir, Rer Regulatory Svc(+)	MIN 5020.00		MIN2 5522.02		MAX 13640.25		PAY GRADE..E02			
002203	Rer Contract Lic Investigator	6 1860.08	1953.46	2042.97	2144.16	2253.11	2362.11	2474.92	2595.56	2724.03	2852.36
		2992.50	3140.40	3292.13	3451.69	3619.03	3786.32	3965.29	4148.23	4338.89	4541.28
002204	Rer Contractor Lic Sect Sup(+)	MIN 2336.46		MIN2 2733.64		MAX 3928.94		PAY GRADE..G02			
002206	Rer Service Representative	6 1318.40	1370.31	1430.79	1487.05	1551.89	1616.61	1685.88	1767.94	1841.52	1923.54
		2005.72	2100.83	2187.26	2286.68	2399.14	2502.81	2619.58	2740.58	2865.93	2995.61
002207	Rer Compliance Officer 2	6 2132.50	2241.43	2350.40	2459.42	2580.02	2712.35	2836.95	2976.93	3124.82	3276.57
		3436.07	3603.46	3770.83	3945.82	4128.79	4315.55	4517.96	4735.89	4957.63	5191.18

MIAMI DADE COUNTY
 FY 2023-2024 PAY PLAN EFFECTIVE 2023-10-02

JOB CODE NUMBER	JOB TITLE		←-----									
			01	02	03	04	05	06	07	08	09	10
			11	12	13	14	15	16	17	18	19	20
002208	Rer Compliance Officer 1	6	1843.58 2846.45	1922.77 2978.42	2005.76 3114.13	2096.20 3253.57	2182.90 3400.72	2280.95 3553.78	2382.79 3713.66	2492.15 3880.78	2605.18 4055.41	2722.03 4237.90
002209	Rer Compliance Supervisor(+)	6	2607.28 4148.37	2727.06 4342.93	2861.61 4552.42	3003.78 4765.58	3149.65 4990.07	3302.96 5229.47	3463.86 5476.28	3624.77 5738.16	3792.98 6011.21	3968.85 6302.97
002210	Rer Lien Collection Supervisor(+)	6	2241.43 3603.46	2350.40 3770.83	2459.42 3945.82	2580.02 4128.79	2712.35 4315.55	2836.95 4517.96	2976.93 4735.89	3124.82 4957.63	3276.57 5191.18	3436.07 5440.22
002211	RER Code Comp Collection Mgr(+)	6	2797.79 4451.74	2934.19 4665.82	3078.03 4883.69	3229.85 5109.41	3385.55 5350.69	3549.00 5607.55	3712.46 5868.20	3883.57 6144.54	4066.54 6437.03	4257.18 6758.91
002212	Rer Dev Svc Intake Manager(+)		MIN 3240.03 MIN2 3564.00		MAX 5274.07			PAY GRADE..G06				
002213	Env Code Enforcement Coor(+)	6	2364.13 3792.98	2480.06 3968.85	2607.28 4148.37	2727.06 4342.93	2861.61 4552.42	3003.78 4765.58	3149.65 4990.07	3302.96 5229.47	3463.86 5476.28	3624.77 5738.16
002215	RER Permit & Plans Sup (+)	6	2364.13 3792.98	2480.06 3968.85	2607.28 4148.37	2727.06 4342.93	2861.61 4552.42	3003.78 4765.58	3149.65 4990.07	3302.96 5229.47	3463.86 5476.28	3624.77 5738.16
002219	RER Lien Collection Specialist	6	1852.37 2976.93	1941.86 3124.82	2031.32 3276.57	2132.50 3436.07	2241.43 3603.46	2350.40 3770.83	2459.42 3945.82	2580.02 4128.79	2712.35 4315.55	2836.95 4517.96
002220	Rer Lien Collection Rep	6	1440.41 2180.05	1505.20 2270.21	1566.10 2372.17	1626.93 2478.10	1695.58 2591.82	1764.03 2709.39	1840.08 2830.91	1917.31 2960.30	1999.68 3086.04	2086.00 3234.14
002221	Rer Support Compliance Rep	6	1318.40 2005.72	1370.31 2100.83	1430.79 2187.26	1487.05 2286.68	1551.89 2399.14	1616.61 2502.81	1685.88 2619.58	1767.94 2740.58	1841.52 2865.93	1923.54 2995.61

MIAMI DADE COUNTY
 FY 2023-2024 PAY PLAN EFFECTIVE 2023-10-02

JOB CODE NUMBER	JOB TITLE		←-----									
			01	02	03	04	05	06	07	08	09	10
			11	12	13	14	15	16	17	18	19	20
002223	Rer Support Compliance Rep Sup	6	1544.91 2459.42	1611.06 2580.02	1688.89 2712.35	1770.65 2836.95	1852.37 2976.93	1941.86 3124.82	2031.32 3276.57	2132.50 3436.07	2241.43 3603.46	2350.40 3770.83
002225	Rer Enforcement Info Spec	6	1455.33 2253.11	1517.69 2358.24	1591.57 2467.17	1657.80 2580.02	1731.64 2696.76	1805.62 2825.11	1891.23 2961.41	1969.04 3097.58	2058.55 3241.50	2159.79 3393.37
002226	RER Permit&Plans Spec	6	1852.37 2976.93	1941.86 3124.82	2031.32 3276.57	2132.50 3436.07	2241.43 3603.46	2350.40 3770.83	2459.42 3945.82	2580.02 4128.79	2712.35 4315.55	2836.95 4517.96
002227	Rer Plans Processor Supervisor(+)	6	2712.35 4315.55	2836.95 4517.96	2976.93 4735.89	3124.82 4957.63	3276.57 5191.18	3436.07 5440.22	3603.46 5696.98	3770.83 5969.42	3945.82 6238.04	4128.79 6518.73
002228	RER Senior Permit & Plans Spec	6	2031.32 3276.57	2132.50 3436.07	2241.43 3603.46	2350.40 3770.83	2459.42 3945.82	2580.02 4128.79	2712.35 4315.55	2836.95 4517.96	2976.93 4735.89	3124.82 4957.63
002229	RER Permit & Plans Manager(+)		MIN 2866.70		MIN2 3354.06		MAX 4933.18		PAY GRADE...G05			
002230	RER Recertification Manager(+)		MIN 2838.32		MIN2 3320.85		MAX 4884.34		PAY GRADE...G05			
002231	Rer Permit Services Specialist	6	1941.86 3124.82	2031.32 3276.57	2132.50 3436.07	2241.43 3603.46	2350.40 3770.83	2459.42 3945.82	2580.02 4128.79	2712.35 4315.55	2836.95 4517.96	2976.93 4735.89
002233	Sr Micrographic Records Clk	6	1440.93 2230.80	1502.67 2334.89	1575.81 2442.74	1641.38 2554.46	1714.49 2670.05	1787.74 2797.14	1872.51 2932.09	1949.54 3066.92	2038.17 3209.42	2138.40 3359.77
002234	Rer Micrographics Records Clk	6	1318.40 2005.72	1370.31 2100.83	1430.79 2187.26	1487.05 2286.68	1551.89 2399.14	1616.61 2502.81	1685.88 2619.58	1767.94 2740.58	1841.52 2865.93	1923.54 2995.61

MIAMI DADE COUNTY
 FY 2023-2024 PAY PLAN EFFECTIVE 2023-10-02

JOB CODE NUMBER	JOB TITLE		01	02	03	04	05	06	07	08	09	10
			11	12	13	14	15	16	17	18	19	20
002235	Rer Permit And Occupancy Rep	6	1303.40 1933.02	1356.65 2015.32	1406.17 2101.73	1455.65 2199.65	1516.57 2293.71	1577.50 2395.73	1642.23 2505.51	1710.75 2618.27	1783.11 2736.10	1855.41 2859.20
002236	Rer Support Specialist	3	1323.42 2033.67	1378.94 2123.45	1438.52 2225.52	1497.98 2327.64	1565.27 2433.80	1632.74 2548.19	1700.17 2666.63	1779.49 2793.15	1858.76 2927.90	1939.63 3058.60
002237	Rer Comp Training & Dev Spec(+)	6	2219.25 3567.78	2327.13 3733.50	2435.07 3906.75	2554.46 4087.92	2685.50 4272.82	2808.86 4473.24	2947.46 4688.99	3093.89 4908.54	3244.14 5139.77	3402.05 5386.35
002238	Rer Comp Training & Dev Mgr(+)		MIN 2838.32		MIN2 3320.85		MAX 4884.34		PAY GRADE...G05			
002242	Chief, Rer Structural Safety(+)		MIN 4013.69		MIN2 4415.05		MAX 6671.50		PAY GRADE...G09			
002243	Rer Unsafe Structure Spec	6	1452.59 2327.13	1529.60 2435.07	1595.11 2554.46	1672.17 2685.50	1753.12 2808.86	1834.03 2947.46	1922.64 3093.89	2011.21 3244.14	2111.40 3402.05	2219.25 3567.78
002244	Rer Support Compliance Spec(+)	6	1852.37 2976.93	1941.86 3124.82	2031.32 3276.57	2132.50 3436.07	2241.43 3603.46	2350.40 3770.83	2459.42 3945.82	2580.02 4128.79	2712.35 4315.55	2836.95 4517.96
002245	Rer Product Control Tech	6	1318.40 2005.72	1370.31 2100.83	1430.79 2187.26	1487.05 2286.68	1551.89 2399.14	1616.61 2502.81	1685.88 2619.58	1767.94 2740.58	1841.52 2865.93	1923.54 2995.61
002248	Rer Senior Code Officer (+)		MIN 3478.47		MIN2 3826.34		MAX 5704.02		PAY GRADE...G07			
002251	Rer Cont Licensing Enf Sup(+)	6	2459.42 3945.82	2580.02 4128.79	2712.35 4315.55	2836.95 4517.96	2976.93 4735.89	3124.82 4957.63	3276.57 5191.18	3436.07 5440.22	3603.46 5696.98	3770.83 5969.42

MIAMI DADE COUNTY
 FY 2023-2024 PAY PLAN EFFECTIVE 2023-10-02

JOB CODE NUMBER	JOB TITLE											
		01	02	03	04	05	06	07	08	09	10	
		←-----										
		11	12	13	14	15	16	17	18	19	20	
002252	Rer Support Section Sup (+)	MIN 2336.46		MIN2 2733.64		MAX 3928.94		PAY GRADE..G02				
002255	Rer Board Administrator (+)	MIN 2838.32		MIN2 3320.85		MAX 4884.34		PAY GRADE..G05				
002258	Rer Product Control Unit Sup(+)	MIN 3240.03		MIN2 3564.00		MAX 5274.07		PAY GRADE..G06				
002259	Rer Product Control Sect Sup(+)	MIN 3478.47		MIN2 3826.34		MAX 5704.02		PAY GRADE..G07				
002260	Rer Qual Assurance Unit Sup(+)	MIN 2838.32		MIN2 3320.85		MAX 4884.34		PAY GRADE..G05				
002267	Dir Rer Info & Perm Spt Div(+)	MIN 3740.26		MIN2 4114.28		MAX 6174.28		PAY GRADE..G08				
002268	Rer Sr Div Cf, Dev Services(+)	MIN 4013.69		MIN2 4415.05		MAX 6671.50		PAY GRADE..G09				
002307	Information Officer(+)	6	1852.37	1941.86	2031.32	2132.50	2241.43	2350.40	2459.42	2580.02	2712.35	2836.95
			2976.93	3124.82	3276.57	3436.07	3603.46	3770.83	3945.82	4128.79	4315.55	4517.96
002309	Employee Recognition Assistant	6	1834.03	1922.64	2011.21	2111.40	2219.25	2327.13	2435.07	2554.46	2685.50	2808.86
			2947.46	3093.89	3244.14	3402.05	3567.78	3733.50	3906.75	4087.92	4272.82	4473.23
002310	Employee Recognition Coor(+)	MIN 2502.21		MIN2 2927.61		MAX 4241.04		PAY GRADE..G03				

MIAMI DADE COUNTY
 FY 2023-2024 PAY PLAN EFFECTIVE 2023-10-02

JOB CODE NUMBER	JOB TITLE	←----->									
		01	02	03	04	05	06	07	08	09	10
		11	12	13	14	15	16	17	18	19	20
002327	Communication Advertising Spec(+)	MIN 1859.96		MIN2 2176.16		MAX 3324.94		PAY GRADE..G00			
002332	Video Production Specialist(+)	6 1853.20	1941.86	2031.32	2132.50	2241.43	2350.40	2459.42	2580.02	2712.35	2836.95
		2976.93	3124.82	3276.57	3436.07	3603.46	3770.83	3945.82	4128.79	4315.55	4517.96
002334	Videographer/Editor(+)	MIN 1859.96		MIN2 2176.16		MAX 3324.94		PAY GRADE..G00			
002337	Executive Producer(+)	MIN 2652.39		MIN2 3103.32		MAX 4528.27		PAY GRADE..G04			
002345	Tv Producer(+)	MIN 2336.46		MIN2 2733.64		MAX 3928.94		PAY GRADE..G02			
002349	Com Social Media Coordinator(+)	MIN 2534.97		MIN2 3039.74		MAX 4365.68		PAY GRADE..G1F			
002350	Broadcast Technician	6 2132.50	2241.43	2350.40	2459.42	2580.02	2712.35	2836.95	2976.93	3124.82	3276.57
		3436.07	3603.46	3770.83	3945.82	4128.79	4315.55	4517.96	4735.89	4957.63	5191.18
002351	Tv Broadcast Engineer	6 2350.40	2459.42	2580.02	2712.35	2836.95	2976.93	3124.82	3276.57	3436.07	3603.46
		3770.83	3945.82	4128.79	4315.55	4517.96	4735.89	4957.63	5191.18	5440.22	5696.98
002354	Tv Director/Editor(+)	MIN 2336.46		MIN2 2733.64		MAX 3928.94		PAY GRADE..G02			
002355	Chief, CCED Digital Media Svcs(+)	MIN 3740.26		MIN2 4114.28		MAX 6174.28		PAY GRADE..G08			
002360	Translator, Miami Dade County(+)	MIN 2678.92		MIN2 3134.34		MAX 4573.55		PAY GRADE..G04			
002361	Mgr Tv Production & Operations(+)	MIN 2678.92		MIN2 3134.34		MAX 4573.55		PAY GRADE..G04			

MIAMI DADE COUNTY
FY 2023-2024 PAY PLAN EFFECTIVE 2023-10-02

JOB CODE NUMBER	JOB TITLE	←-----									
		01	02	03	04	05	06	07	08	09	10
		11	12	13	14	15	16	17	18	19	20
002400	Elections Gis Specialist	MIN 2136.98		MIN2 2560.32		MAX 3223.64		PAY GRADE..GII			
002401	Elec Campaign Qualifying Coor	6 1852.37 2976.93	1941.86 3124.82	2031.32 3276.57	2132.50 3436.07	2241.43 3603.46	2350.40 3770.83	2459.42 3945.82	2580.02 4128.79	2712.35 4315.55	2836.95 4517.96
002402	Elections Polling Places Spec	6 1469.89 2275.65	1532.88 2381.81	1607.48 2491.84	1674.38 2605.82	1748.95 2723.72	1823.68 2853.37	1910.16 2991.03	1988.73 3128.56	2079.13 3273.92	2181.40 3427.30
002403	Elections Procedures Spec	6 1467.11 2350.40	1544.91 2459.42	1611.06 2580.02	1688.89 2712.35	1770.65 2836.95	1852.37 2976.93	1941.86 3124.82	2031.32 3276.57	2132.50 3436.07	2241.43 3603.46
002404	Elections Support Specialist	6 1318.40 2005.72	1370.31 2100.83	1430.79 2187.26	1487.05 2286.68	1551.89 2399.14	1616.61 2502.81	1685.88 2619.58	1767.94 2740.58	1841.52 2865.93	1923.54 2995.61
002405	Gis Elec Programming Manager(+)	MIN 2838.32		MIN2 3320.85		MAX 4884.34		PAY GRADE..G05			
002406	Elec E-Verify Seasonal Clerk	6 1455.33 2253.11	1517.69 2358.24	1591.57 2467.17	1657.80 2580.02	1731.64 2696.76	1805.62 2825.11	1891.23 2961.41	1969.04 3097.58	2058.55 3241.50	2159.79 3393.37
002408	Elections Fin Projects Manager(+)	6 2607.28 4148.37	2727.06 4342.93	2861.61 4552.42	3003.78 4765.58	3149.65 4990.07	3302.96 5229.47	3463.86 5476.28	3624.77 5738.16	3792.98 6011.21	3968.85 6302.97
002409	Elections Logistics Sup	6 1852.37 2976.93	1941.86 3124.82	2031.32 3276.57	2132.50 3436.07	2241.43 3603.46	2350.40 3770.83	2459.42 3945.82	2580.02 4128.79	2712.35 4315.55	2836.95 4517.96
002412	Elections Supervisor	6 1852.37 2976.93	1941.86 3124.82	2031.32 3276.57	2132.50 3436.07	2241.43 3603.46	2350.40 3770.83	2459.42 3945.82	2580.02 4128.79	2712.35 4315.55	2836.95 4517.96

MIAMI DADE COUNTY
 FY 2023-2024 PAY PLAN EFFECTIVE 2023-10-02

JOB CODE NUMBER	JOB TITLE	01	02	03	04	05	06	07	08	09	10
		11	12	13	14	15	16	17	18	19	20
002414	Elections Logistics Technician	MIN 1479.16		MIN2 1773.90		MAX 2582.38			PAY GRADE..G1C		
002419	Ast Dep Sup Of Elections(+)	MIN 3240.03		MIN2 3564.00		MAX 5274.07			PAY GRADE..G06		
002420	Ast Dep Sup Elec Eltrc Voting(+)	MIN 3478.47		MIN2 3826.34		MAX 5704.02			PAY GRADE..G07		
002422	Dpty Sup ElecElectronic Voting(+)	MIN 4659.31		MIN2 5125.22		MAX 7853.89			PAY GRADE..G11		
002423	Deputy Supervisor Elections(+)	MIN 4321.94		MIN2 4754.15		MAX 7235.87			PAY GRADE..G10		
002425	Elections Operations Admin(+)	MIN 2678.92		MIN2 3134.34		MAX 4573.55			PAY GRADE..G04		
002426	Elec Mgr, Budget & Accounting(+)	MIN 3240.03		MIN2 3564.00		MAX 5274.07			PAY GRADE..G06		
002430	Supervisor Of Elections (+)	MIN 5409.68		MIN2 5950.66		MAX 15309.84			PAY GRADE..E01		
002435	Elections Tabulation Manager(+)	MIN 2918.65		MIN2 3533.38		MAX 4882.80			PAY GRADE..G1G		
002436	Elections Section Manager(+)	MIN 2678.92		MIN2 3134.34		MAX 4573.55			PAY GRADE..G04		
002437	Ast Deputy Sup Elec, Poll&Trng(+)	MIN 3240.03		MIN2 3564.00		MAX 5274.07			PAY GRADE..G06		

MIAMI DADE COUNTY
FY 2023-2024 PAY PLAN EFFECTIVE 2023-10-02

JOB CODE NUMBER	JOB TITLE		01	02	03	04	05	06	07	08	09	10
			11	12	13	14	15	16	17	18	19	20
002501	Urban Horticultural Prog Spec	6	1467.11 2350.40	1544.91 2459.42	1611.06 2580.02	1688.89 2712.35	1770.65 2836.95	1852.37 2976.93	1941.86 3124.82	2031.32 3276.57	2132.50 3436.07	2241.43 3603.46
002502	Consumer Svc Customer Clk	6	1124.49 1642.23	1162.53 1710.75	1212.09 1783.11	1257.73 1855.41	1303.40 1933.02	1356.65 2015.32	1406.17 2101.73	1455.65 2199.65	1516.57 2293.71	1577.50 2395.73
002505	Passenger Transportation Coor	6	2264.06 3639.84	2374.13 3808.93	2484.25 3985.68	2606.05 4170.49	2739.74 4359.11	2865.59 4563.58	3006.99 4783.69	3156.40 5007.67	3309.65 5243.59	3470.76 5495.14
002510	Passenger Trans Veh Inspector	6	1354.50 2058.55	1411.15 2159.79	1467.76 2253.11	1528.29 2358.24	1599.99 2467.17	1664.32 2580.02	1736.02 2696.76	1807.81 2825.11	1891.23 2961.41	1969.04 3097.58
002513	Mediation Services Supervisor(+)	6	2459.42 3945.82	2580.02 4128.79	2712.35 4315.55	2836.95 4517.96	2976.93 4735.89	3124.82 4957.63	3276.57 5191.18	3436.07 5440.22	3603.46 5696.98	3770.83 5969.42
002514	Rer Licensing Clerk	6	1303.40 1933.02	1356.65 2015.32	1406.17 2101.73	1455.65 2199.65	1516.57 2293.71	1577.50 2395.73	1642.23 2505.51	1710.75 2618.27	1783.11 2736.10	1855.41 2859.20
002520	Passenger Trans Enf Ofc	6	1616.89 2712.35	1690.49 2836.95	1853.20 2976.93	1941.86 3124.82	2031.32 3276.57	2132.50 3436.07	2241.43 3603.46	2350.40 3770.83	2459.42 3945.82	2580.02 4128.79
002521	Cf Miami-Dade Film&Entertain(+)		MIN 3478.47		MIN2 3826.34		MAX 5704.02		PAY GRADE...G07			
002522	Rer Division Chief(+)		MIN 3740.26		MIN2 4114.28		MAX 6174.28		PAY GRADE...G08			
002523	Rer Division Chief 3(+)		MIN 4321.94		MIN2 4754.15		MAX 7235.87		PAY GRADE...G10			
002525	Rer Division Manager(+)		MIN 3240.03		MIN2 3564.00		MAX 5274.07		PAY GRADE...G06			

MIAMI DADE COUNTY
 FY 2023-2024 PAY PLAN EFFECTIVE 2023-10-02

JOB CODE NUMBER	JOB TITLE										
		01	02	03	04	05	06	07	08	09	10
		←									→
		11	12	13	14	15	16	17	18	19	20
002526	Rer Division Chief 2(+)	MIN 4013.69		MIN2 4415.05		MAX 6671.50		PAY GRADE..G09			
002528	Ast.Division Chief, Rer (+)	MIN 3740.26		MIN2 4114.28		MAX 6174.28		PAY GRADE..G08			
002529	Communications Manager (+)	MIN 3240.03		MIN2 3564.00		MAX 5274.07		PAY GRADE..G06			
002530	Rer Div,Ch,Neighborhood Compli(+)	MIN 3740.26		MIN2 4114.28		MAX 6174.28		PAY GRADE..G08			
002531	Economic & Business Dev Mgr(+)	MIN 3240.03		MIN2 3564.00		MAX 5274.07		PAY GRADE..G06			
002532	Div Dir, Boards & Code Adminst(+)	MIN 4321.94		MIN2 4754.15		MAX 7235.87		PAY GRADE..G10			
002533	Mgr. Blue-Green Tech & Eco Inn(+)	MIN 3240.03		MIN2 3564.00		MAX 5274.07		PAY GRADE..G06			
002534	Consumer Prot Enf Officer	6 1843.58	1922.77	2005.76	2096.20	2182.90	2280.95	2382.79	2492.15	2605.18	2722.03
		2846.45	2978.42	3114.13	3253.57	3400.72	3553.78	3713.66	3880.78	4055.41	4237.90
002545	Motor Vehicle Repair Enf Offic	6 1843.58	1922.77	2005.76	2096.20	2182.90	2280.95	2382.79	2492.15	2605.18	2722.03
		2846.45	2978.42	3114.13	3253.57	3400.72	3553.78	3713.66	3880.78	4055.41	4237.90
002546	Consumer Protection Invst Anl(+)	6 1907.93	2000.13	2092.28	2196.48	2308.68	2420.91	2533.18	2657.42	2793.72	2922.07
		3066.23	3218.57	3374.87	3539.15	3711.57	3883.97	4064.19	4252.67	4444.99	4653.49

MIAMI DADE COUNTY
 FY 2023-2024 PAY PLAN EFFECTIVE 2023-10-02

JOB CODE NUMBER	JOB TITLE		01	02	03	04	05	06	07	08	09	10
			←									→
			11	12	13	14	15	16	17	18	19	20
002547	Enforcement Supervisor (+)	6	2459.42 3945.82	2580.02 4128.79	2712.35 4315.55	2836.95 4517.96	2976.93 4735.89	3124.82 4957.63	3276.57 5191.18	3436.07 5440.22	3603.46 5696.98	3770.83 5969.42
002555	RER Code Comp Legis Clerk	6	1455.33 2253.11	1517.69 2358.24	1591.57 2467.17	1657.80 2580.02	1731.64 2696.76	1805.62 2825.11	1891.23 2961.41	1969.04 3097.58	2058.55 3241.50	2159.79 3393.37
002557	Rer Code Comp Projects Coordin(+)	6	2241.43 3603.46	2350.40 3770.83	2459.42 3945.82	2580.02 4128.79	2712.35 4315.55	2836.95 4517.96	2976.93 4735.89	3124.82 4957.63	3276.57 5191.18	3436.07 5440.22
002558	RER Code Comp Legal Liaison(+)		MIN 3240.03		MIN2 3564.00		MAX 5274.07		PAY GRADE..G06			
002559	Rer Code Compliance Paralegal(+)		MIN 2313.33		MIN2 2706.58		MAX 3890.03		PAY GRADE..G02			
002560	Consumer Advocate(+)		MIN 3740.26		MIN2 4114.28		MAX 6174.28		PAY GRADE..G08			
002561	Director, Housing Advocacy Div(+)		MIN 3478.47		MIN2 3826.34		MAX 5704.02		PAY GRADE..G07			
002562	Chief, Digital Communications(+)		MIN 3740.26		MIN2 4114.28		MAX 6174.28		PAY GRADE..G08			
002563	Tenant Rights Advocate (+)		MIN 2477.44		MIN2 2898.63		MAX 4199.05		PAY GRADE..G03			
002564	Housing Development Advocate(+)		MIN 2477.44		MIN2 2898.63		MAX 4199.05		PAY GRADE..G03			
002565	CF, CCED Engmt & Client Svcs(+)		MIN 3740.26		MIN2 4114.28		MAX 6174.28		PAY GRADE..G08			

MIAMI DADE COUNTY
 FY 2023-2024 PAY PLAN EFFECTIVE 2023-10-02

JOB CODE NUMBER	JOB TITLE											
		01	02	03	04	05	06	07	08	09	10	
		←----->										
		11	12	13	14	15	16	17	18	19	20	
002566	CF, CCED Creative & Brnd Svcs(+)	MIN 3740.26		MIN2 4114.28		MAX 6174.28		PAY GRADE..G08				
002567	User Experience Designer(+)	MIN 2560.32		MIN2 3070.13		MAX 4409.35		PAY GRADE..GIP				
002569	Assistant Director RER 3(+)	MIN 5409.68		MIN2 5950.66		MAX 10029.30		PAY GRADE..G13				
002570	Pros Cooperative Ext Sup (+)	6 1810.87	1895.55	1984.32	2080.61	2176.94	2280.96	2396.60	2508.23	2631.50	2762.47	
		2893.51	3036.14	3186.37	3336.57	3502.32	3664.07	3833.66	4014.65	4199.60	4401.59	
002571	Dir, Cooperative Extension Div(+)			27% OF TOTAL COMPENSATION OF PAY GRADE 03								
002572	Ast Dir Rer1(+)	MIN 4659.31		MIN2 5125.22		MAX 7853.89		PAY GRADE..G11				
002573	Ast Dir Rer 2(+)	MIN 5019.99		MIN2 5522.02		MAX 8525.75		PAY GRADE..G12				
002574	Dir, Reg & Eco Res (Rer)(+)	MIN 5409.68		MIN2 5950.66		MAX 15309.84		PAY GRADE..E01				
002575	Chief Innov Eco Dev Officer(+)	MIN 5020.00		MIN2 5522.02		MAX 13640.25		PAY GRADE..E02				
002576	Env Resources Policy Advisor(+)	MIN 5409.68		MIN2 5950.66		MAX 10029.30		PAY GRADE..G13				
002577	Chief RER, Reg Ind & Publc Off(+)	MIN 4321.94		MIN2 4754.15		MAX 7235.87		PAY GRADE..G10				

MIAMI DADE COUNTY
 FY 2023-2024 PAY PLAN EFFECTIVE 2023-10-02

JOB CODE NUMBER	JOB TITLE										
		01	02	03	04	05	06	07	08	09	10
		←									→
		11	12	13	14	15	16	17	18	19	20
002578	Rer Innov & Eco Dev Coordinato(+)	MIN 3240.03		MIN2 3564.00		MAX 5274.07		PAY GRADE..G06			
002579	Manager, Rer Safety & Training(+)	MIN 2652.39		MIN2 3103.32		MAX 4528.27		PAY GRADE..G04			
002580	Chief, RER Env Regulatory Svc(+)	MIN 4659.31		MIN2 5125.22		MAX 7853.89		PAY GRADE..G11			
002581	RER Economic Dev Advisor(+)	MIN 3478.47		MIN2 3826.34		MAX 5704.02		PAY GRADE..G07			
002582	Eco Dev Initiative Analyst(+)	MIN 2838.32		MIN2 3320.85		MAX 4884.34		PAY GRADE..G05			
002601	Rer Contractor License Rep	6 1318.40	1370.31	1430.79	1487.05	1551.89	1616.61	1685.88	1767.94	1841.52	1923.54
		2005.72	2100.83	2187.26	2286.68	2399.14	2502.81	2619.58	2740.58	2865.93	2995.61
002616	Rer Product Control Inspector(+)	MIN 2336.46		MIN2 2733.64		MAX 3928.94		PAY GRADE..G02			
002618	Rer Product Control Examiner(+)	MIN 2838.32		MIN2 3320.85		MAX 4884.34		PAY GRADE..G05			
002622	Rer Roof Product Ctrl Examiner(+)	MIN 2838.32		MIN2 3320.85		MAX 4884.34		PAY GRADE..G05			
002814	Laboratory Technician	6 1345.26	1394.77	1440.42	1505.20	1566.10	1626.93	1695.58	1764.03	1840.10	1917.31
		1999.69	2086.00	2180.06	2270.22	2372.18	2478.11	2591.83	2709.40	2830.92	2960.31
002815	Laboratory Data Reporting Coord(+)	MIN 2336.92		MIN2 2799.53		MAX 4030.51		PAY GRADE..G58			

MIAMI DADE COUNTY
 FY 2023-2024 PAY PLAN EFFECTIVE 2023-10-02

JOB CODE NUMBER	JOB TITLE		01	02	03	04	05	06	07	08	09	10
			11	12	13	14	15	16	17	18	19	20
002816	Recreation Therapist 1 (+)	6	1467.11 2350.40	1544.91 2459.42	1611.06 2580.02	1688.89 2712.35	1770.65 2836.95	1852.37 2976.93	1941.86 3124.82	2031.32 3276.57	2132.50 3436.07	2241.43 3603.46
002817	PROS Thera, Rec & Inclu Therap(+)	6	2459.42 3945.82	2580.02 4128.79	2712.35 4315.55	2836.95 4517.96	2976.93 4735.89	3124.82 4957.63	3276.57 5191.18	3436.07 5440.22	3603.46 5696.98	3770.83 5969.42
002832	Driver Attendant	6	1236.00 1880.37	1284.67 1969.52	1341.37 2050.55	1394.10 2143.76	1454.90 2249.19	1515.57 2346.38	1580.52 2455.86	1657.45 2569.29	1726.42 2686.82	1803.31 2808.39
002840	Nutrition Services Specialist(+)	6	2031.32 3276.57	2132.50 3436.07	2241.43 3603.46	2350.40 3770.83	2459.42 3945.82	2580.02 4128.79	2712.35 4315.55	2836.95 4517.96	2976.93 4735.89	3124.82 4957.63
002905	Forensic Records Technician	6	1318.40 2005.72	1370.31 2100.83	1430.79 2187.26	1487.05 2286.68	1551.89 2399.14	1616.61 2502.81	1685.88 2619.58	1767.94 2740.58	1841.52 2865.93	1923.54 2995.61
002910	Medical Records Coordinator(+)	6	2154.62 3463.86	2259.36 3624.77	2364.13 3792.98	2480.06 3968.85	2607.28 4148.37	2727.06 4342.93	2861.61 4552.42	3003.78 4765.58	3149.65 4990.07	3302.96 5229.47
002915	Forensic Evidence Technician	6	1695.58 2591.82	1764.03 2709.40	1840.10 2830.92	1917.31 2960.31	1999.69 3097.56	2086.00 3238.70	2180.06 3384.48	2270.22 3536.74	2372.18 3695.92	2478.11 3862.21
002917	Forensic Evidence Recovery Sup	6	2241.43 3603.46	2350.40 3770.83	2459.42 3945.82	2580.02 4128.79	2712.35 4315.55	2836.95 4517.96	2976.93 4735.89	3124.82 4957.63	3276.57 5191.18	3436.07 5440.22
002918	Forensic Material Specialist	6	1236.00 1880.37	1284.67 1969.52	1341.37 2050.55	1394.10 2143.76	1454.90 2249.19	1515.57 2346.38	1580.52 2455.86	1657.45 2569.29	1726.42 2686.82	1803.31 2808.39

MIAMI DADE COUNTY
 FY 2023-2024 PAY PLAN EFFECTIVE 2023-10-02

JOB CODE NUMBER	JOB TITLE		01	02	03	04	05	06	07	08	09	10
			11	12	13	14	15	16	17	18	19	20
002919	Pub Interment Prog Coord Ast	6	1455.33 2253.11	1517.69 2358.24	1591.57 2467.17	1657.80 2580.02	1731.64 2696.76	1805.62 2825.11	1891.23 2961.41	1969.04 3097.58	2058.55 3241.50	2159.79 3393.37
002920	Me Pub Interment Program Coord	6	1852.37 2976.93	1941.86 3124.82	2031.32 3276.57	2132.50 3436.07	2241.43 3603.46	2350.40 3770.83	2459.42 3945.82	2580.02 4128.79	2712.35 4315.55	2836.95 4517.96
002925	Me Administrative Coord (+)	6	2607.28 4148.37	2727.06 4342.93	2861.61 4552.42	3003.78 4765.58	3149.65 4990.07	3302.96 5229.47	3463.86 5476.28	3624.77 5738.16	3792.98 6011.21	3968.85 6302.97
002926	Div Director, Me Admin Service(+)		MIN 4013.69		MIN2 4415.05		MAX 6671.50		PAY GRADE..G09			
002930	Histopathology Technician	6	2219.25 3567.78	2327.13 3733.50	2435.07 3906.75	2554.46 4087.92	2685.50 4272.82	2808.86 4473.23	2947.46 4688.99	3093.89 4908.54	3244.14 5139.77	3402.05 5386.35
002932	Toxicology Lab Admin Coord(+)	6	1544.91 2459.42	1611.06 2580.02	1688.89 2712.35	1770.65 2836.95	1852.37 2976.93	1941.86 3124.82	2031.32 3276.57	2132.50 3436.07	2241.43 3603.46	2350.40 3770.83
002933	Forensic/Tox Lab Technician	6	1689.96 2701.61	1772.41 2831.06	1854.68 2972.18	1944.86 3113.33	2035.05 3270.15	2137.00 3427.04	2238.96 3595.66	2348.67 3772.08	2458.50 3953.49	2580.07 3006.78
002934	Toxicologist 1(+)	6	1975.63 3161.01	2073.39 3313.59	2175.21 3474.09	2276.93 3638.40	2382.48 3826.07	2495.98 4002.13	2609.40 4186.00	2742.48 4373.75	2871.57 4581.13	3016.25 4796.28
002935	Toxicologist 2(+)		MIN 2477.44		MIN2 2898.63		MAX 4199.05		PAY GRADE..G03			
002936	Toxicologist 3(+)		MIN 2838.32		MIN2 3320.85		MAX 4884.34		PAY GRADE..G05			

MIAMI DADE COUNTY
 FY 2023-2024 PAY PLAN EFFECTIVE 2023-10-02

JOB CODE NUMBER	JOB TITLE											
		01	02	03	04	05	06	07	08	09	10	
		←-----										
		11	12	13	14	15	16	17	18	19	20	
002937	Ast Lab Dir Medical Examiner(+)	MIN 3240.03		MIN2 3564.00		MAX 5274.07		PAY GRADE...G06				
002938	Dir Of Lab Medical Examiner(+)	MIN 3478.47		MIN2 3826.34		MAX 5704.02		PAY GRADE...G07				
002942	Forensic Photographer	3	1941.86 3124.82	2031.32 3276.57	2132.50 3436.07	2241.43 3603.46	2350.40 3770.83	2459.42 3945.82	2580.02 4128.79	2712.35 4315.55	2836.95 4517.96	2976.93 4735.89
002944	Forensic Photographer Sup	3	2459.42 3945.82	2580.02 4129.12	2712.35 4315.55	2836.95 4517.96	2976.93 4735.89	3124.82 4957.63	3276.57 5191.18	3436.07 5440.22	3603.46 5696.98	3770.83 5969.42
002950	Forensic Technician	6	1505.21 2270.22	1566.10 2372.18	1626.99 2478.11	1695.58 2591.82	1764.03 2709.40	1840.10 2830.92	1917.31 2960.31	1999.69 3097.56	2086.00 3238.70	2180.06 3383.75
002952	Senior Forensic Technician	6	1840.10 2830.92	1917.31 2960.31	1999.69 3097.56	2086.00 3238.70	2180.06 3384.48	2270.22 3536.74	2372.18 3695.92	2478.11 3862.21	2591.82 4036.00	2709.40 4217.62
002954	Forensic Investigations Ast	6	1467.76 2253.11	1528.29 2358.24	1599.99 2467.17	1664.32 2580.02	1736.02 2696.76	1807.81 2825.11	1891.23 2961.41	1969.04 3097.58	2058.55 3241.50	2159.79 3393.37
002955	Medicolegal Investigator (+)	6	2459.42 3945.82	2580.02 4128.79	2712.35 4315.55	2836.95 4517.96	2976.93 4735.89	3124.82 4957.63	3276.57 5191.18	3436.07 5440.22	3603.46 5696.98	3770.83 5969.42
002956	Forensic Investigator	6	1695.58 2591.82	1764.03 2709.40	1840.10 2830.92	1917.31 2960.31	1999.69 3097.56	2086.00 3238.70	2180.06 3384.48	2270.22 3536.74	2372.18 3695.92	2478.11 3862.21
002958	Medical Examiner Case Investig(+)	6	2459.42 3945.82	2580.02 4128.79	2712.35 4315.55	2836.95 4517.96	2976.93 4735.89	3124.82 4957.63	3276.57 5191.18	3436.07 5440.22	3603.46 5696.98	3770.83 5969.42

MIAMI DADE COUNTY
 FY 2023-2024 PAY PLAN EFFECTIVE 2023-10-02

JOB CODE NUMBER	JOB TITLE		01	02	03	04	05	06	07	08	09	10
			11	12	13	14	15	16	17	18	19	20
002962	Mgr, Forensic Bureau Operation(+)	6	3124.49 4949.26	3268.03 5191.13	3430.48 5432.87	3596.74 5693.59	3766.69 5961.77	3940.44 6244.99	4121.85 6526.00	4318.31 6819.71	4514.83 7126.54	4726.35 7447.23
002964	Mgr, Morgue Bureau Operations(+)	6	3124.49 4949.26	3268.03 5191.13	3430.48 5432.87	3596.74 5693.59	3766.69 5961.77	3940.44 6244.99	4121.85 6526.00	4318.31 6819.71	4514.83 7126.54	4726.35 7447.23
002976	Dir Of Ops Medical Examiner(+)		MIN 4013.69		MIN2 4415.05		MAX 6671.50		PAY GRADE..G09			
002977	Div Director, Me Ops Services(+)		MIN 4013.69		MIN2 4415.05		MAX 6671.50		PAY GRADE..G09			
002988	Forensic Pathology Fellow		MIN 2652.39		MIN2 3103.32		MAX 4528.27		PAY GRADE..Z17			
002990	Ast Medical Examiner(+)		MIN 6338.14		MIN2 7004.36		MAX 11806.67		PAY GRADE..M01			
002991	Associate Medical Examiner				\$250.00 FLAT HOURLY RATE							
002992	Dep Cf/Dir Forensic Path Svc(+)		MIN 5020.00		MIN2 5522.02		MAX 13640.25		PAY GRADE..E02			
002994	Medical Examiner(+)		MIN 5409.68		MIN2 5950.66		MAX 15309.84		PAY GRADE..E01			
003001	Eligibility Interviewer	6	1318.40 2005.72	1370.31 2100.83	1430.79 2187.26	1487.05 2286.68	1551.89 2399.14	1616.61 2502.81	1685.88 2619.58	1767.94 2740.58	1841.52 2865.93	1923.54 2995.61
003002	Social Worker Aide	6	1318.40 2007.92	1374.05 2095.29	1429.63 2196.89	1489.61 2293.87	1553.96 2404.12	1618.20 2514.44	1690.90 2629.13	1763.77 2752.70	1836.62 2880.64	1922.31 3017.31

MIAMI DADE COUNTY
 FY 2023-2024 PAY PLAN EFFECTIVE 2023-10-02

JOB CODE NUMBER	JOB TITLE		01	02	03	04	05	06	07	08	09	10
			11	12	13	14	15	16	17	18	19	20
003006	Social Worker 1	6	1544.91 2459.42	1611.06 2580.02	1688.89 2712.35	1770.65 2836.95	1852.37 2976.93	1941.86 3124.82	2031.32 3276.57	2132.50 3436.07	2241.43 3603.46	2350.40 3770.83
003007	Social Worker 2(+)	6	1852.37 2976.93	1941.86 3124.82	2031.32 3276.57	2132.50 3436.07	2241.43 3603.46	2350.40 3770.83	2459.42 3945.82	2580.02 4128.79	2712.35 4315.55	2836.95 4517.96
003012	Eligibility Supervisor	6	1544.91 2459.42	1611.06 2580.02	1688.89 2712.35	1770.65 2836.95	1852.37 2976.93	1941.86 3124.82	2031.32 3276.57	2132.50 3436.07	2241.43 3603.46	2350.40 3770.83
003013	Victim Crime Act Specialist 1	6	1544.91 2459.42	1611.06 2580.02	1688.89 2712.35	1770.65 2836.95	1852.37 2976.93	1941.86 3124.82	2031.32 3276.57	2132.50 3436.07	2241.43 3603.55	2350.40 3770.83
003014	Victim Of Crime Act Aide	6	1236.00 1880.37	1284.67 1969.52	1341.37 2050.55	1394.10 2143.76	1454.90 2249.19	1515.57 2346.38	1580.52 2455.86	1657.45 2569.29	1726.42 2686.82	1803.31 2808.39
003015	Victim Of Crime Act Spec 2	6	1852.37 2976.93	1941.86 3124.82	2031.32 3276.57	2132.50 3436.07	2241.43 3603.46	2350.40 3770.83	2459.42 3945.82	2580.02 4128.79	2712.35 4315.55	2836.95 4517.96
003016	Victim Of Crime Act Sup 1(+)	6	2031.32 3276.57	2132.50 3436.07	2241.43 3603.46	2350.40 3770.83	2459.42 3945.82	2580.02 4128.79	2712.35 4315.55	2836.95 4517.96	2976.93 4735.89	3124.82 4957.63
003017	Victim Of Crime Act Sup 2(+)	6	2241.43 3603.46	2350.40 3770.83	2459.42 3945.82	2580.02 4128.79	2712.35 4315.55	2836.95 4517.96	2976.93 4735.89	3124.82 4957.63	3276.57 5191.18	3436.07 5440.22
003019	Rsvp Coordinator(+)	6	1852.37 2976.93	1941.86 3124.82	2031.32 3276.57	2132.50 3436.07	2241.43 3603.46	2350.40 3770.83	2459.42 3945.82	2580.02 4128.79	2712.35 4315.55	2836.95 4517.96
003025	Social Services Admin (+)		MIN 2678.92		MIN2 3134.34		MAX 4573.55		PAY GRADE...G04			

MIAMI DADE COUNTY
 FY 2023-2024 PAY PLAN EFFECTIVE 2023-10-02

JOB CODE NUMBER	JOB TITLE										
		01	02	03	04	05	06	07	08	09	10
		←-----									
		11	12	13	14	15	16	17	18	19	20
003026	Ca&Hsd Section Manager (+)	MIN 3240.03		MIN2 3564.00		MAX 5274.07		PAY GRADE..G06			
003027	Immigration Integration Coord(+)	MIN 2477.44		MIN2 2898.63		MAX 4199.05		PAY GRADE..G03			
003029	Mental Health Facility Prg Mgr(+)	MIN 3478.47		MIN2 3826.34		MAX 5704.02		PAY GRADE..G07			
003030	Manager,Immigration Legal Srvs(+)	MIN 3240.03		MIN2 3564.00		MAX 5274.07		PAY GRADE..G06			
003031	Director, Citizenship Services(+)	MIN 3740.26		MIN2 4114.28		MAX 6174.28		PAY GRADE..G08			
003049	Rehabilitative Svc Cnsr 1	6 1554.69	1618.94	1694.50	1773.90	1853.20	1941.86	2031.32	2132.50	2241.43	2350.40
		2459.42	2580.02	2712.35	2836.95	2976.93	3124.82	3276.57	3436.07	3603.46	3770.83
003050	Rehabilitative Svc Cnsr 2(+)	6 1852.37	1941.86	2031.32	2132.50	2241.43	2350.40	2459.42	2580.02	2712.35	2836.95
		2976.93	3124.82	3276.57	3436.07	3603.46	3770.83	3945.82	4128.79	4315.55	4517.96
003060	Rehab Services Supervisor(+)	6 2031.32	2132.50	2241.43	2350.40	2459.42	2580.02	2712.35	2836.95	2976.93	3124.82
		3276.57	3436.07	3603.46	3770.83	3945.82	4128.79	4315.55	4517.96	4735.89	4957.63
003065	Neighborhood Svc Center Dir(+)	6 2459.42	2580.02	2712.35	2836.95	2976.93	3124.82	3276.57	3436.07	3603.46	3770.83
		3945.82	4128.79	4315.55	4517.96	4735.89	4957.63	5191.18	5440.22	5696.98	5969.42
003094	CAHSD Doctoral Intern			\$15 FLAT HOURLY STIPEND							

MIAMI DADE COUNTY
FY 2023-2024 PAY PLAN EFFECTIVE 2023-10-02

JOB CODE NUMBER	JOB TITLE		←-----									
			01	02	03	04	05	06	07	08	09	10
			11	12	13	14	15	16	17	18	19	20
003112	Clinical Social Worker (+)	6	1941.86 3124.82	2031.32 3276.57	2132.50 3436.07	2241.43 3603.46	2350.40 3770.83	2459.42 3945.82	2580.02 4128.79	2712.35 4315.55	2836.95 4517.96	2976.93 4721.25
003117	Clinical Psychologist 1 (+)		MIN 2477.44		MIN2 2898.63		MAX 4199.05		PAY GRADE..G03			
003118	Clinical Psychologist 2 (+)		MIN 2838.32		MIN2 3320.85		MAX 4884.34		PAY GRADE..G05			
003119	Clinical Psychologist 3 (+)		MIN 3478.47		MIN2 3826.34		MAX 5704.02		PAY GRADE..G07			
003138	Community Family Svc Worker	6	1318.40 2005.72	1370.31 2100.83	1430.79 2187.26	1487.05 2286.68	1551.89 2399.14	1616.61 2502.81	1685.88 2619.58	1767.94 2740.58	1841.52 2865.93	1923.54 2995.61
003168	Lead Site Supervisor		\$21.22 FLAT HOURLY RATE									
003169	Area Supervisor		\$24.40 FLAT HOURLY RATE									
003172	Mdpd Victim Advocate	6	1853.19 2976.92	1941.86 3124.81	2031.31 3276.56	2132.49 3436.06	2241.43 3603.43	2350.39 3770.82	2459.41 3945.80	2580.01 4128.78	2712.33 4315.54	2836.94 4517.93
003173	Mdpd Victim Advocate Manager(+)		MIN 2838.32		MIN2 3320.85		MAX 4884.34		PAY GRADE..G05			
003175	Social Services Report Spec	6	1467.08 2350.40	1544.91 2459.42	1611.06 2580.02	1688.89 2712.35	1770.65 2836.95	1852.37 2976.93	1941.86 3124.82	2031.32 3276.57	2132.50 3436.07	2241.43 3603.46
003178	Juvenile Services Specialst	6	1544.91 2459.42	1611.06 2580.02	1688.89 2712.35	1770.65 2836.95	1852.37 2976.93	1941.86 3124.82	2031.32 3276.57	2132.50 3436.07	2241.43 3603.46	2350.40 3770.83

MIAMI DADE COUNTY
FY 2023-2024 PAY PLAN EFFECTIVE 2023-10-02

JOB CODE NUMBER	JOB TITLE		01	02	03	04	05	06	07	08	09	10
			11	12	13	14	15	16	17	18	19	20
003183	Mental Health Assessment Spec(+)	6	2031.32 3276.57	2132.50 3436.07	2241.43 3603.46	2350.40 3770.83	2459.42 3945.82	2580.02 4128.79	2712.35 4315.55	2836.95 4517.96	2976.93 4735.89	3124.82 4957.63
003186	Justice Assistance Prog Dir(+)		MIN 2313.33		MIN2 2706.58		MAX 3890.03		PAY GRADE..G02			
003202	Counselor For Disabled	6	1554.69 2459.42	1618.94 2580.02	1694.50 2712.35	1773.90 2836.95	1853.20 2976.93	1941.86 3124.82	2031.32 3276.57	2132.50 3436.07	2241.43 3603.46	2350.40 3770.83
003204	Veterans Services Specialist(+)	6	1424.37 2281.95	1499.91 2387.77	1564.13 2504.87	1639.69 2633.36	1719.08 2754.33	1798.41 2890.22	1885.30 3033.81	1972.16 3181.14	2070.39 3335.98	2176.16 3498.50
003210	Home Care Aide	6	1236.00 1880.37	1284.67 1969.52	1341.37 2050.55	1394.10 2143.76	1454.90 2249.19	1515.57 2346.38	1580.52 2455.86	1657.45 2569.29	1726.42 2686.82	1803.31 2808.39
003212	Home Care Aide Supervisor	6	1544.91 2459.42	1611.06 2580.02	1688.89 2712.35	1770.65 2836.95	1852.37 2976.93	1941.86 3124.82	2031.32 3276.57	2132.50 3436.07	2241.43 3603.46	2350.40 3770.83
003214	Disabled Services Specialist(+)	6	1688.89 2712.35	1770.65 2836.95	1852.37 2976.93	1941.86 3124.82	2031.32 3276.57	2132.50 3436.07	2241.43 3603.46	2350.40 3770.83	2459.42 3945.82	2580.02 4128.79
003217	Adult Day Care Aide	6	1236.00 1880.37	1284.67 1969.52	1341.37 2050.55	1394.10 2143.76	1454.90 2249.19	1515.57 2346.38	1580.52 2455.86	1657.45 2569.29	1726.42 2686.82	1803.31 2808.39
003218	Adult Center Manager(+)	6	1852.37 2976.93	1941.86 3124.82	2031.32 3276.57	2132.50 3436.07	2241.43 3603.46	2350.40 3770.83	2459.42 3945.82	2580.02 4128.79	2712.35 4315.55	2836.95 4517.96
003241	Farm Worker Trainee 1		\$3.00 FLAT HOURLY STIPEND									

MIAMI DADE COUNTY
 FY 2023-2024 PAY PLAN EFFECTIVE 2023-10-02

JOB CODE NUMBER	JOB TITLE		01	02	03	04	05	06	07	08	09	10
			11	12	13	14	15	16	17	18	19	20
003244	Guard Ad Litem Coordinator(+)	6	1652.14 2653.30	1732.12 2775.03	1812.04 2912.19	1899.56 3056.81	1987.08 3205.28	2086.12 3361.36	2192.68 3525.03	2299.30 3683.66	2405.90 3849.37	2523.87 4022.61
003245	Guardian Ad Litem Legal Adv(+)		MIN 2160.21		MIN2 2527.44		MAX 3607.85		PAY GRADE..G01			
003256	Mgr, Phcd Accountant Administra(+)		MIN 2838.32		MIN2 3320.85		MAX 4884.34		PAY GRADE..G05			
003257	CAHSD Proc & Contracts Mgr(+)		MIN 3240.03		MIN2 3564.00		MAX 5274.07		PAY GRADE..G06			
003267	Exec Dir Domestic Viol Ov Bd(+)		MIN 2838.32		MIN2 3320.85		MAX 4884.34		PAY GRADE..G05			
003270	Dir Ca&Hsd Div(+)		MIN 3240.03		MIN2 3564.00		MAX 5274.07		PAY GRADE..G06			
003282	Ch Ca&Hsd(+)		MIN 3740.26		MIN2 4114.28		MAX 6174.28		PAY GRADE..G08			
003285	Ch, CAHSD Qual Ass & Ctrl(+)		MIN 4321.94		MIN2 4754.15		MAX 7235.87		PAY GRADE..G10			
003286	Dir Neighborhood Safety Div(+)		MIN 4321.94		MIN2 4754.15		MAX 7235.87		PAY GRADE..G10			
003287	Dir Rehabilitative Svc Div(+)		MIN 3240.03		MIN2 3564.00		MAX 5274.07		PAY GRADE..G06			
003290	Ast Dir Ca&Hsd 2(+)		MIN 5019.99		MIN2 5522.02		MAX 8525.75		PAY GRADE..G12			
003291	Ast Dir Ca&Hsd 1(+)		MIN 4659.31		MIN2 5125.22		MAX 7853.89		PAY GRADE..G11			

MIAMI DADE COUNTY
FY 2023-2024 PAY PLAN EFFECTIVE 2023-10-02

JOB CODE NUMBER	JOB TITLE	←----->										
		01	02	03	04	05	06	07	08	09	10	
		11	12	13	14	15	16	17	18	19	20	
003292	Dir Ca&Hsd(+)	MIN 5409.68		MIN2 5950.66		MAX 15309.84		PAY GRADE...E01				
003325	Phcd Asset Project Manager(+)	6	2861.61	3003.78	3149.65	3302.96	3463.86	3624.77	3792.98	3968.85	4148.37	4342.93
			4552.42	4765.58	4990.07	5229.47	5476.28	5738.16	6011.21	6302.97	6598.52	6920.19
003343	Mdeat Senior Executive Sec	MIN 1702.06		MIN2 2049.90		MAX 3004.70		PAY GRADE...A03				
003344	Mdeat Teen/Student Court Spec(+)	6	2031.32	2132.50	2241.43	2350.40	2459.42	2580.02	2712.35	2836.95	2976.93	3124.82
			3276.57	3436.07	3603.46	3770.83	3945.82	4128.79	4315.55	4517.96	4735.89	4957.63
003345	Mdeat Teen Court Coordinator(+)	MIN 2336.46		MIN2 2733.64		MAX 3928.94		PAY GRADE...G02				
003346	Mdeat Hap Coor/Underwriter(+)	6	2241.43	2350.40	2459.42	2580.02	2712.35	2836.95	2976.93	3124.82	3276.57	3436.07
			3603.46	3770.83	3945.82	4128.79	4315.55	4517.96	4735.89	4957.63	5191.18	5440.22
003347	Hap Outreach Training Spec 2(+)	MIN 1841.54		MIN2 2154.62		MAX 3292.02		PAY GRADE...G00				
003348	Hap Outreach Training Spec. 3(+)	MIN 2313.33		MIN2 2706.58		MAX 3890.03		PAY GRADE...G02				
003354	Mdeat Youth Services Administr(+)	MIN 3240.03		MIN2 3564.00		MAX 5274.07		PAY GRADE...G06				
003355	Mdeat Economic Development Mgr(+)	MIN 3240.03		MIN2 3564.00		MAX 5274.07		PAY GRADE...G06				
003356	Mdeat Housing Program Chief(+)	MIN 3740.26		MIN2 4114.28		MAX 6174.28		PAY GRADE...G08				

MIAMI DADE COUNTY
 FY 2023-2024 PAY PLAN EFFECTIVE 2023-10-02

JOB CODE NUMBER	JOB TITLE											
		01	02	03	04	05	06	07	08	09	10	
		←-----										
		11	12	13	14	15	16	17	18	19	20	
		-----→										
003358	Deputy Director, Mdeat (+)	MIN 3740.26		MIN2 4114.28		MAX 6174.28		PAY GRADE..G08				
003359	Executive Dir Mdeat(+)	MIN 5409.68		MIN2 5950.66		MAX 15309.84		PAY GRADE..E01				
003385	Community Advocacy Prog Ofc 2(+)							SALARY TO BE DETERMINED BY THE BOARD OF COUNTY COMMISSIONERS				
003390	Exec Dir, Community Advocacy(+)							SALARY TO BE DETERMINED BY THE BOARD OF COUNTY COMMISSIONERS				
003415	Phcd Housing Quality Ctrl Spec(+)	6	1798.41	1885.30	1972.16	2070.39	2176.16	2281.95	2387.77	2504.87	2633.36	2754.33
			2890.22	3033.81	3181.14	3335.98	3498.50	3661.02	3830.90	4008.53	4189.84	4386.37
003417	Phcd Qual. & Assur. Officer(+)	6	2176.16	2281.95	2387.77	2504.87	2633.36	2754.33	2890.22	3033.81	3181.14	3335.98
			3498.50	3661.02	3830.90	4008.53	4189.84	4386.37	4597.95	4813.24	5039.98	5281.77
003420	Phcd Occupancy Manager (+)	6	1852.37	1941.86	2031.32	2132.50	2241.43	2350.40	2459.42	2580.02	2712.35	2836.95
			2976.93	3124.82	3276.57	3436.07	3603.46	3770.83	3945.82	4128.79	4315.55	4517.96
003430	Phcd Waiting List Specialist	6	1467.11	1544.91	1611.06	1688.89	1770.65	1852.37	1941.86	2031.32	2132.50	2241.43
			2350.40	2459.42	2580.02	2712.35	2836.95	2976.93	3124.82	3276.57	3436.07	3603.46
003438	PHCD Field Officer	6	1467.11	1544.91	1611.06	1688.89	1770.65	1852.37	1941.86	2031.32	2132.50	2241.43
			2350.40	2459.42	2580.02	2712.35	2836.95	2976.93	3124.82	3276.57	3436.07	3603.46
003440	Housing Specialist	6	1467.11	1544.91	1611.06	1688.89	1770.65	1852.37	1941.86	2031.32	2132.50	2241.43
			2350.40	2459.42	2580.02	2712.35	2836.95	2976.93	3124.82	3276.57	3436.07	3603.46

MIAMI DADE COUNTY
 FY 2023-2024 PAY PLAN EFFECTIVE 2023-10-02

JOB CODE NUMBER	JOB TITLE		01	02	03	04	05	06	07	08	09	10
			11	12	13	14	15	16	17	18	19	20
003441	Phcd Housing Manager(+)	6	1988.66 3107.57	2082.58 3254.62	2172.45 3405.63	2270.45 3565.01	2372.52 3728.30	2478.82 3903.88	2589.02 4079.39	2711.56 4264.68	2842.15 4458.25	2964.66 4660.66
003442	Phcd Facilities&Dev Cont Coor(+)	6	2241.43 3603.46	2350.40 3770.83	2459.42 3945.82	2580.02 4128.79	2712.35 4315.55	2836.95 4517.96	2976.93 4735.89	3124.82 4957.63	3276.57 5191.18	3436.07 5440.22
003450	PHCD Mortgage Svc Clerk	6	1318.40 2005.72	1370.31 2100.83	1430.79 2187.26	1487.05 2286.68	1551.89 2399.14	1616.61 2502.81	1685.88 2619.58	1767.94 2740.58	1841.52 2865.93	1923.54 2995.61
003454	Phcd Compliance Technician	6	1618.94 2580.02	1694.50 2712.35	1773.90 2836.95	1853.20 2976.93	1941.86 3124.82	2031.32 3276.57	2132.50 3436.07	2241.43 3603.46	2350.40 3770.83	2459.42 3945.82
003455	Phcd Compliance Reviewer (+)	6	1852.36 2976.92	1941.86 3124.81	2031.31 3276.56	2132.49 3436.06	2241.43 3603.43	2350.39 3770.82	2459.41 3945.80	2580.01 4128.78	2712.33 4315.54	2836.94 4517.93
003456	Phcd Controller(+)		MIN 3740.26		MIN2 4114.28		MAX 6174.28		PAY GRADE..G08			
003462	Phcd Service Representative	6	1467.76 2253.11	1528.29 2358.24	1599.99 2467.17	1664.32 2580.02	1736.02 2696.76	1807.81 2825.11	1891.23 2961.41	1969.04 3097.58	2058.55 3241.50	2159.79 3393.37
003473	Phcd Compliance Officer (+)	6	1988.66 3107.57	2082.58 3254.62	2172.45 3405.63	2270.45 3564.96	2372.52 3728.30	2478.82 3903.88	2589.02 4079.39	2711.56 4264.68	2842.15 4458.25	2964.66 4660.66
003475	Phcd Ast Alf Administrator(+)	6	1852.37 2976.93	1941.86 3124.82	2031.32 3276.57	2132.50 3436.07	2241.43 3603.46	2350.40 3770.83	2459.42 3945.82	2580.02 4128.79	2712.35 4315.55	2836.95 4517.96
003490	SECTION 8 HCV DIV DIR (+)		MIN 3740.26		MIN2 4114.28		MAX 6174.28		PAY GRADE..G08			

MIAMI DADE COUNTY
 FY 2023-2024 PAY PLAN EFFECTIVE 2023-10-02

JOB CODE NUMBER	JOB TITLE		01	02	03	04	05	06	07	08	09	10
			11	12	13	14	15	16	17	18	19	20
003508	Phcd Structural Maint Tech	3	1695.61 2702.51	1772.06 2832.55	1855.64 2970.42	1942.19 3116.20	2036.74 3269.81	2135.23 3427.40	2237.65 3592.88	2340.12 3758.38	2458.29 3931.55	2576.41 4116.78
003510	Phcd Maintenance Specialist	3	1546.49 2458.29	1623.02 2576.41	1695.61 2702.51	1772.06 2832.55	1860.14 2970.42	1942.19 3116.20	2036.74 3269.81	2135.23 3427.40	2237.65 3592.88	2340.12 3758.38
003525	Phcd Asset Project Manager(+)	6	2861.61 4552.42	3003.78 4765.58	3149.65 4990.07	3302.96 5229.47	3463.86 5476.28	3624.77 5738.16	3792.98 6011.21	3968.85 6302.97	4148.37 6598.52	4342.93 6920.19
003526	Mgr, Phcd Accountant Administr(+)		MIN 3240.03		MIN2 3564.00		MAX 5274.07		PAY GRADE..G06			
003527	PHCD Compliance Manager (+)		MIN 2838.32		MIN2 3320.85		MAX 4884.34		PAY GRADE..G05			
003533	Phcd Amp Administrator (+)	6	2387.77 3830.90	2504.87 4008.53	2633.36 4189.84	2754.33 4386.37	2890.22 4597.95	3033.81 4813.24	3181.14 5039.98	3335.98 5281.77	3498.50 5531.05	3661.02 5795.55
003534	Phcd Resident Services Cord(+)	6	2387.77 3830.90	2504.87 4008.53	2633.36 4189.84	2754.33 4386.37	2890.22 4597.95	3033.81 4813.24	3181.14 5039.98	3335.98 5281.77	3498.50 5531.05	3661.02 5795.55
003536	Phcd Rad Program Manager(+)		MIN 3240.03		MIN2 3564.00		MAX 5274.07		PAY GRADE..G06			
003547	Phcd Procurement Contracts Ofc(+)	6	2031.32 3276.57	2132.50 3436.07	2241.43 3603.46	2350.40 3770.83	2459.42 3945.82	2580.02 4128.79	2712.35 4315.55	2836.95 4517.96	2976.93 4735.89	3124.82 4957.63
003548	Phcd Offer Supervisor(+)	6	1467.11 2350.40	1544.91 2459.42	1611.06 2580.02	1688.89 2712.35	1770.65 2836.95	1852.37 2976.93	1941.86 3124.82	2031.32 3276.57	2132.50 3436.07	2241.43 3603.46

MIAMI DADE COUNTY
 FY 2023-2024 PAY PLAN EFFECTIVE 2023-10-02

JOB CODE NUMBER	JOB TITLE		01	02	03	04	05	06	07	08	09	10
			←	←	←	←	←	←	←	←	←	←
			11	12	13	14	15	16	17	18	19	20
003549	Phcd Offer Coordinator	6	1288.05 1969.04	1338.69 2058.55	1397.06 2159.79	1455.33 2253.11	1517.69 2358.24	1591.57 2467.17	1657.80 2580.02	1731.64 2696.76	1805.62 2825.11	1891.23 2961.41
003551	Phcd Applicant Leasing Ctr Mgr(+)		MIN 2652.39		MIN2 3103.32		MAX 4528.27		PAY GRADE..G04			
003553	Phcd Purchasing Technician	6	1455.33 2253.11	1517.69 2358.24	1591.57 2467.17	1657.80 2580.02	1731.64 2696.76	1805.62 2825.11	1891.23 2961.41	1969.04 3097.58	2058.55 3241.50	2159.79 3393.37
003554	Phcd Procurement Cont Mgr(+)		MIN 3240.03		MIN2 3564.00		MAX 5274.07		PAY GRADE..G06			
003555	Phcd Assistant Rad Manager(+)	6	2364.13 3792.98	2480.06 3968.85	2607.28 4148.37	2727.06 4342.93	2861.61 4552.42	3003.78 4765.58	3149.65 4990.07	3302.96 5229.47	3463.86 5476.28	3624.77 5738.16
003556	Real Estate Officer(+)	6	2350.40 3770.83	2459.42 3945.82	2580.02 4128.79	2712.35 4315.55	2836.95 4517.96	2976.93 4735.89	3124.82 4957.63	3276.57 5191.18	3436.07 5440.22	3603.46 5696.98
003557	Chief Real Estate Officer(+)		MIN 2838.32		MIN2 3320.85		MAX 4884.34		PAY GRADE..G05			
003566	Phcd Operations/Admin Analyst(+)	6	2387.77 3830.90	2504.87 4008.53	2633.36 4189.84	2754.33 4386.37	2890.22 4597.95	3033.81 4813.24	3181.14 5039.98	3335.98 5281.77	3498.50 5531.05	3661.02 5795.55
003567	Phcd Vacancy Trades Coord (+)	6	2387.77 3830.90	2504.87 4008.53	2633.36 4189.84	2754.33 4386.37	2890.22 4597.95	3033.81 4813.24	3181.14 5039.98	3335.98 5281.77	3498.50 5531.05	3661.02 5795.55
003570	Development Project Manager(+)		MIN 3240.03		MIN2 3564.00		MAX 5274.07		PAY GRADE..G06			

MIAMI DADE COUNTY
 FY 2023-2024 PAY PLAN EFFECTIVE 2023-10-02

JOB CODE NUMBER	JOB TITLE		01	02	03	04	05	06	07	08	09	10
			11	12	13	14	15	16	17	18	19	20
003571	Asset Management Analyst (+)	6	2364.13 3792.98	2480.06 3968.85	2607.28 4148.37	2727.06 4342.93	2861.61 4552.42	3003.78 4765.58	3149.65 4990.07	3302.96 5229.47	3463.86 5476.28	3624.77 5738.16
003572	Phcd Assistant Rad Manager(+)	6	2364.13 3792.98	2480.06 3968.85	2607.28 4148.37	2727.06 4342.93	2861.61 4552.42	3003.78 4765.58	3149.65 4990.07	3302.96 5229.47	3463.86 5476.28	3624.77 5738.16
003574	Phcd Development Director(+)		MIN 4321.94		MIN2 4754.15		MAX 7235.87		PAY GRADE..G10			
003578	Phcd Ast Amp Administrator(+)	6	1852.37 2976.93	1941.86 3124.82	2031.32 3276.57	2132.50 3436.07	2241.43 3603.46	2350.40 3770.83	2459.42 3945.82	2580.02 4128.79	2712.35 4315.55	2836.95 4517.96
003581	Dir, Public Housing Division(+)		MIN 4321.94		MIN2 4754.15		MAX 7235.87		PAY GRADE..G10			
003584	Ast Div Dir Phcd Asset Mgmt(+)		MIN 3478.47		MIN2 3826.34		MAX 5704.02		PAY GRADE..G07			
003585	Ast.Div Cf, Pub Housing Maint(+)		MIN 3478.47		MIN2 3826.34		MAX 5704.02		PAY GRADE..G07			
003586	Ch,Phcd Community Development(+)		MIN 3478.47		MIN2 3826.34		MAX 5704.02		PAY GRADE..G07			
003587	PHCD Grants Manager(+)		MIN 3478.47		MIN2 3826.34		MAX 5704.02		PAY GRADE..G07			
003598	Deputy Director, PHCD (+)		MIN 5020.00		MIN2 5522.02		MAX 13640.25		PAY GRADE..E02			
003599	Dir Phcd(+)		MIN 5409.68		MIN2 5950.66		MAX 15309.84		PAY GRADE..E01			

MIAMI DADE COUNTY
 FY 2023-2024 PAY PLAN EFFECTIVE 2023-10-02

JOB CODE NUMBER	JOB TITLE		←-----									
			01	02	03	04	05	06	07	08	09	10
			11	12	13	14	15	16	17	18	19	20
003620	Contract Certification Coor(+)	6	2219.25 3567.78	2327.13 3733.50	2435.07 3906.75	2554.46 4087.92	2685.50 4272.82	2808.86 4473.23	2947.46 4688.99	3093.89 4908.54	3244.14 5139.77	3402.05 5386.35
003621	Sbd Contractor Comp Coor (+)	6	2459.42 3945.82	2580.02 4128.79	2712.35 4315.55	2836.95 4517.96	2976.93 4735.89	3124.82 4957.63	3276.57 5191.18	3436.07 5440.22	3603.46 5696.98	3770.83 5969.42
003622	Sbd Captial Imp Project Spec(+)	6	2241.43 3603.46	2350.40 3770.83	2459.42 3945.82	2580.02 4128.79	2712.35 4315.55	2836.95 4517.96	2976.93 4735.89	3124.82 4957.63	3276.57 5191.18	3436.07 5440.22
003623	Sbd Contract Compliance Ofc 1	6	1852.37 2976.93	1941.86 3124.82	2031.32 3276.57	2132.50 3436.07	2241.43 3603.46	2350.40 3770.83	2459.42 3945.82	2580.02 4128.79	2712.35 4315.55	2836.95 4517.96
003624	Sbd Contract Compliance Ofc 2(+)	6	2241.43 3603.46	2350.40 3770.83	2459.42 3945.82	2580.02 4128.79	2712.35 4315.55	2836.95 4517.96	2976.93 4735.89	3124.82 4957.63	3276.57 5191.18	3436.07 5440.22
003625	Cont Certification Spec 1	6	1852.37 2976.93	1941.86 3124.82	2031.32 3276.57	2132.50 3436.07	2241.43 3603.46	2350.40 3770.83	2459.42 3945.82	2580.02 4128.79	2712.35 4315.55	2836.95 4517.96
003626	Cont Certification Spec 2(+)	6	2241.43 3603.46	2350.40 3770.83	2459.42 3945.82	2580.02 4128.79	2712.35 4315.55	2836.95 4517.96	2976.93 4735.89	3124.82 4957.63	3276.57 5191.18	3436.07 5440.22
003627	Sbd Section Chief(+)		MIN 3240.03		MIN2 3564.00		MAX 5274.07		PAY GRADE...G06			
003628	Sbd Section Manager(+)	6	2633.36 4189.84	2754.33 4386.37	2890.22 4597.95	3033.81 4813.24	3181.14 5039.98	3335.98 5281.77	3498.50 5531.05	3661.02 5795.55	3830.90 6071.32	4008.53 6366.01
003648	Supervisor, Phcd(+)		MIN 2838.32		MIN2 3320.85		MAX 4884.34		PAY GRADE...G05			
003649	Mgr Hcd(+)		MIN 3240.03		MIN2 3564.00		MAX 5274.07		PAY GRADE...G06			

MIAMI DADE COUNTY
 FY 2023-2024 PAY PLAN EFFECTIVE 2023-10-02

JOB CODE NUMBER	JOB TITLE	←----->									
		01	02	03	04	05	06	07	08	09	10
		11	12	13	14	15	16	17	18	19	20
003650	Division Director, Phcd (+)	MIN 4013.69		MIN2 4415.05		MAX 6671.50		PAY GRADE..G09			
003651	Division Director 2 PHCD(+)	MIN 4321.94		MIN2 4754.15		MAX 7235.87		PAY GRADE..G10			
003661	Phcd Technician	6 1455.33	1517.69	1591.57	1657.80	1731.64	1805.62	1891.23	1969.04	2058.55	2159.79
		2253.11	2358.24	2467.17	2580.02	2696.76	2825.11	2961.41	3097.58	3241.50	3393.37
003662	Phcd Homeownership Specialist	6 1751.65	1822.99	1906.97	1988.66	2082.58	2172.45	2270.45	2372.52	2478.82	2589.02
		2711.56	2842.15	2964.66	3107.57	3254.62	3405.63	3564.96	3728.30	3903.88	4079.39
003664	PHCD Portfolio Manager (+)	MIN 2678.92		MIN2 3134.34		MAX 4573.55		PAY GRADE..G04			
003666	Sbd Professional Svc Spec(+)	6 1852.37	1941.86	2031.32	2132.50	2241.43	2350.40	2459.42	2580.02	2712.35	2836.95
		2976.93	3124.82	3276.57	3436.07	3603.46	3770.83	3945.82	4128.79	4315.55	4517.96
003667	Sbd Sr Professional Svc Spec(+)	6 2031.32	2132.50	2241.43	2350.40	2459.42	2580.02	2712.35	2836.95	2976.93	3124.82
		3276.57	3436.07	3603.46	3770.83	3945.82	4128.79	4315.55	4517.96	4735.89	4957.63
003676	Business Dev Spec 1(+)	6 1467.11	1544.91	1611.06	1688.89	1770.65	1852.37	1941.86	2031.32	2132.50	2241.43
		2350.40	2459.42	2580.02	2712.35	2836.95	2976.93	3124.82	3276.57	3436.07	3603.46
003677	Business Dev Spec 2(+)	6 1852.37	1941.86	2031.32	2132.50	2241.43	2350.40	2459.42	2580.02	2712.35	2836.95
		2976.93	3124.82	3276.57	3436.07	3603.46	3770.83	3945.82	4128.79	4315.55	4517.96
003680	Sbd Construction Proj Mgr(+)	6 2580.02	2712.35	2836.95	2976.93	3124.82	3276.57	3436.07	3603.46	3770.83	3945.82
		4128.79	4315.55	4517.96	4735.89	4957.63	5191.18	5440.22	5696.98	5969.42	6253.46

MIAMI DADE COUNTY
 FY 2023-2024 PAY PLAN EFFECTIVE 2023-10-02

JOB CODE NUMBER	JOB TITLE		01	02	03	04	05	06	07	08	09	10
			11	12	13	14	15	16	17	18	19	20
003685	Sbd Technical Assistance Coor(+)	6	2219.25 3567.78	2327.13 3733.50	2435.07 3906.75	2554.46 4087.92	2685.50 4272.82	2808.86 4473.23	2947.46 4688.99	3093.89 4908.54	3244.14 5139.77	3402.05 5386.35
003710	Curriculum Specialist(+)	6	1688.89 2712.35	1770.65 2836.95	1852.37 2976.93	1941.86 3124.82	2031.32 3276.57	2132.50 3436.07	2241.43 3603.46	2350.40 3770.83	2459.42 3945.82	2580.02 4128.79
003711	Technical & Training Sup (+)	6	2387.77 3830.90	2504.87 4008.53	2633.36 4189.84	2754.33 4386.37	2890.22 4597.95	3033.81 4813.24	3181.14 5039.98	3335.98 5281.77	3498.50 5531.05	3661.02 5795.55
003714	Education Svc Mgr(+)	6	2241.43 3603.46	2350.40 3770.83	2459.42 3945.82	2580.02 4128.79	2712.35 4315.55	2836.95 4517.96	2976.93 4735.89	3124.82 4957.63	3276.57 5191.18	3436.07 5440.22
003715	Ca&Hsd Business Process Spec(+)	6	2241.43 3603.46	2350.40 3770.83	2459.42 3945.82	2580.02 4128.79	2712.35 4315.55	2836.95 4517.96	2976.93 4735.89	3124.82 4957.63	3276.57 5191.18	3436.07 5440.22
003726	Passenger Transportation Coor(+)	6	2241.43 3603.46	2350.40 3770.83	2459.42 3945.82	2580.02 4128.79	2712.35 4315.55	2836.95 4517.96	2976.93 4735.89	3124.82 4957.63	3276.57 5191.18	3436.07 5440.22
003728	Ca&Hsd Weathrzttn/Maint Sup 2(+)	3	2011.82 3229.85	2109.18 3385.55	2210.29 3549.00	2311.51 3712.46	2428.21 3883.57	2544.98 4066.54	2669.51 4257.18	2797.89 4448.76	2934.19 4648.96	3078.03 4858.17
003732	Ca&Hsd Food Svc Oper Mgr (+)	6	1852.37 2976.93	1941.86 3124.82	2031.32 3276.57	2132.50 3436.07	2241.43 3603.46	2350.40 3770.83	2459.42 3945.82	2580.02 4128.79	2712.35 4315.55	2836.95 4517.96
003751	Foster Grandparent Sup (+)	6	1467.11 2350.40	1544.91 2459.42	1611.06 2580.02	1688.89 2712.35	1770.65 2836.95	1852.37 2976.93	1941.86 3124.82	2031.32 3276.57	2132.50 3436.07	2241.43 3603.46

MIAMI DADE COUNTY
 FY 2023-2024 PAY PLAN EFFECTIVE 2023-10-02

JOB CODE NUMBER	JOB TITLE		01	02	03	04	05	06	07	08	09	10
			11	12	13	14	15	16	17	18	19	20
003752	Foster Grandparent Coord (+)	6	1852.37 2976.93	1941.86 3124.82	2031.32 3276.57	2132.50 3436.07	2241.43 3603.46	2350.40 3770.83	2459.42 3945.82	2580.02 4128.79	2712.35 4315.55	2836.95 4517.96
003753	Senior Companion Field Sup(+)	6	1467.11 2350.40	1544.91 2459.42	1611.06 2580.02	1688.89 2712.35	1770.65 2836.95	1852.37 2976.93	1941.86 3124.82	2031.32 3276.57	2132.50 3436.07	2241.43 3603.46
003754	Senior Companion Coordinator(+)	6	1852.37 2976.93	1941.86 3124.82	2031.32 3276.57	2132.50 3436.07	2241.43 3603.46	2350.40 3770.83	2459.42 3945.82	2580.02 4128.79	2712.35 4315.55	2836.95 4517.96
003755	Ca&Hsd Nutrition Svc Sup (+)	6	2241.43 3603.46	2350.40 3770.83	2459.42 3945.82	2580.02 4128.79	2712.35 4315.55	2836.95 4517.96	2976.93 4735.89	3124.82 4957.63	3276.57 5191.18	3436.07 5440.22
003756	Ca&Hsd Nutrition Svc Coord(+)	6	2459.42 3945.82	2580.02 4128.79	2712.35 4315.55	2836.95 4517.96	2976.93 4735.89	3124.82 4957.63	3276.57 5191.18	3436.07 5440.22	3603.46 5696.98	3770.83 5969.42
003758	Service Corps Worker		\$5.17 - \$15.00 FLAT HOURLY STIPEND									
003760	Greater Miami Svc Co Team Sup(+)	6	1544.91 2459.42	1611.06 2580.02	1688.89 2712.35	1770.65 2836.95	1852.37 2976.93	1941.86 3124.82	2031.32 3276.57	2132.50 3436.07	2241.43 3603.46	2350.40 3770.83
003764	Dir Ca&Hsd Great Mia Svc Corp(+)		MIN 3240.03		MIN2 3564.00		MAX 5274.07		PAY GRADE...G06			
003771	Foster Grandparent		\$3.15 FLAT HOURLY STIPEND									
003772	Senior Companion		\$3.15 FLAT HOURLY STIPEND									
003779	Veteran Services Program Coord(+)	6	2241.43 3603.46	2350.40 3770.83	2459.42 3945.82	2580.02 4128.79	2712.35 4315.55	2836.95 4517.96	2976.93 4735.89	3124.82 4957.63	3276.57 5191.18	3436.07 5440.22

MIAMI DADE COUNTY
 FY 2023-2024 PAY PLAN EFFECTIVE 2023-10-02

JOB CODE NUMBER	JOB TITLE										
		01	02	03	04	05	06	07	08	09	10
		←-----									
		11	12	13	14	15	16	17	18	19	20
003780	Ca&Hsd Self-Help Team Mgr(+)	MIN 2336.46		MIN2 2733.64		MAX 3928.94		PAY GRADE..G02			
003782	Dir Ca&Hsd Self-Help Instit Di(+)	MIN 3740.26		MIN2 4114.28		MAX 6174.28		PAY GRADE..G08			
003785	Dir Ca&Hsd Fiscal Mgmt Div(+)	MIN 3478.47		MIN2 3826.34		MAX 5704.02		PAY GRADE..G07			
003786	Ca&Hsd Legal Advisor(+)	MIN 2838.32		MIN2 3320.85		MAX 4884.34		PAY GRADE..G05			
003787	Ca&Had Sr Legal Advisor Superv(+)	MIN 3478.47		MIN2 3826.34		MAX 5704.02		PAY GRADE..G07			
003788	Dir Ca&Hsd Enegy Prog Div(+)	MIN 3478.47		MIN2 3826.34		MAX 5704.02		PAY GRADE..G07			
003789	Exec Dir, Military Aff Board(+)	SALARY TO BE DETERMINED BY THE BOARD OF COUNTY COMMISSIONERS									
003803	Job Training Assistant	6 1297.81	1350.71	1414.86	1479.16	1554.69	1618.94	1694.50	1773.90	1853.20	1941.86
		2031.32	2132.50	2241.43	2350.40	2459.42	2580.02	2712.35	2836.95	2976.93	3124.82
003806	Job Developer(+)	6 1400.85	1467.11	1544.91	1611.06	1688.89	1770.65	1852.37	1941.86	2031.32	2132.50
		2241.43	2350.40	2459.42	2580.02	2712.35	2836.95	2976.93	3124.82	3276.57	3436.07
003807	SFWIB Eligibility Ver Spec 1	6 1186.87	1233.60	1288.05	1338.69	1397.06	1455.33	1517.69	1591.57	1657.80	1731.64
		1805.62	1891.23	1969.04	2058.55	2159.79	2253.11	2358.24	2467.17	2580.02	2696.76
003808	SFWIB ELIGIBILITY VER SPEC 2(+)	6 1467.11	1544.91	1611.06	1688.89	1770.65	1852.37	1941.86	2031.32	2132.50	2241.43
		2350.40	2459.42	2580.02	2712.35	2836.95	2976.93	3124.82	3276.57	3436.07	3603.46

MIAMI DADE COUNTY
FY 2023-2024 PAY PLAN EFFECTIVE 2023-10-02

JOB CODE NUMBER	JOB TITLE	←-----										
		01	02	03	04	05	06	07	08	09	10	
		11	12	13	14	15	16	17	18	19	20	
003815	Youth & Training Prog Intern	\$11.14 FLAT HOURLY RATE										
003820	Contracts Officer(+)	6	2031.32 3276.57	2132.50 3436.07	2241.43 3603.46	2350.40 3770.83	2459.42 3945.82	2580.02 4128.79	2712.35 4315.55	2836.95 4517.96	2976.93 4735.89	3124.82 4957.63
003821	SFWIB CONT COMPLIANCE OFFICER(+)	6	2031.32 3276.57	2132.50 3436.07	2241.43 3603.46	2350.40 3770.83	2459.42 3945.82	2580.02 4128.79	2712.35 4315.55	2836.95 4517.96	2976.93 4735.89	3124.82 4957.63
003822	SFWIB JOB TRAINING PROG SPEC(+)	6	1834.03 2947.46	1922.64 3093.89	2011.21 3244.14	2111.40 3402.05	2219.25 3567.78	2327.13 3733.50	2435.07 3906.75	2554.46 4087.92	2685.50 4272.82	2808.86 4473.23
003823	SFWIB CUSTOMER SVC/RECEPTIONST	6	1033.17 1539.41	1078.75 1611.81	1120.66 1676.51	1166.43 1748.79	1215.84 1821.08	1261.64 1905.53	1314.92 1983.97	1364.34 2074.12	1421.42 2176.20	1478.48 2270.21
003824	Job Training Program Admin(+)	6	2241.43 3603.46	2350.40 3770.83	2459.42 3945.82	2580.02 4128.79	2712.35 4315.55	2836.95 4517.96	2976.93 4735.89	3124.82 4957.63	3276.57 5191.18	3436.07 5440.22
003825	SFWIB Agenda Clerk	6	1455.33 2253.11	1517.69 2358.24	1591.57 2467.17	1657.80 2580.02	1731.64 2696.76	1805.62 2825.11	1891.23 2961.41	1969.04 3097.58	2058.55 3241.50	2159.79 3393.37
003826	SFWIB ADMINISTRATIVE OFFICER 2(+)	6	1780.60 2861.61	1866.64 3003.78	1952.63 3149.65	2049.90 3302.96	2154.62 3463.86	2259.36 3624.77	2364.13 3792.98	2480.06 3968.85	2607.28 4148.37	2727.06 4342.93
003827	SFWIB PROGRAM COORDINATOR(+)		MIN 2551.75		MIN2 2985.58		MAX 4325.01		PAY GRADE..G23			
003829	SFWIB FAC & TRANSPORTATION OFC(+)	6	1834.03 2947.46	1922.64 3093.89	2011.21 3244.14	2111.40 3402.05	2219.25 3567.78	2327.13 3733.50	2435.07 3906.75	2554.46 4087.92	2685.50 4272.82	2808.86 4473.23

MIAMI DADE COUNTY
FY 2023-2024 PAY PLAN EFFECTIVE 2023-10-02

JOB CODE NUMBER	JOB TITLE		01	02	03	04	05	06	07	08	09	10
			11	12	13	14	15	16	17	18	19	20
003830	SFWIB Contracts Specialist(+)	6	1852.37 2976.93	1941.86 3124.82	2031.32 3276.57	2132.50 3436.07	2241.43 3603.46	2350.40 3770.83	2459.42 3945.82	2580.02 4128.79	2712.35 4315.55	2836.95 4517.96
003831	SFWIB TRANSITION SPECIALIST(+)	6	1853.20 2976.93	1941.86 3124.82	2031.32 3276.57	2132.50 3436.07	2241.43 3603.46	2350.40 3770.83	2459.42 3945.82	2580.02 4128.79	2712.35 4315.55	2836.95 4517.96
003832	SFWIB POLICY COORDINATOR (+)	6	2241.43 3603.46	2350.40 3770.83	2459.42 3945.82	2580.02 4128.79	2712.35 4315.55	2836.95 4517.96	2976.93 4735.89	3124.82 4957.63	3276.57 5191.18	3436.07 5440.22
003833	SFWIB ADA COORDINATOR(+)	6	2241.43 3603.46	2350.40 3770.83	2459.42 3945.82	2580.02 4128.79	2712.35 4315.55	2836.95 4517.96	2976.93 4735.89	3124.82 4957.63	3276.57 5191.18	3436.07 5440.22
003834	SFWIB FACILITY COORDINATOR(+)	6	2241.43 3603.46	2350.40 3770.83	2459.42 3945.82	2580.02 4128.79	2712.35 4315.55	2836.95 4517.96	2976.93 4735.89	3124.82 4957.63	3276.57 5191.18	3436.07 5440.22
003836	SFWIB QUALITY ASSURANCE SPEC(+)	6	1479.16 2350.40	1554.69 2459.42	1618.94 2580.02	1694.50 2712.35	1773.90 2836.95	1853.20 2976.93	1941.86 3124.82	2031.32 3276.57	2132.50 3436.07	2241.43 3603.46
003837	SFWIB QUALITY ASSURANCE COOR(+)	6	2241.43 3603.46	2350.40 3770.83	2459.42 3945.82	2580.02 4128.79	2712.35 4315.55	2836.95 4517.96	2976.93 4735.89	3124.82 4957.63	3276.57 5191.18	3436.07 5440.22
003838	SFWIB OPERATIONS SPECIALIST(+)	6	1852.37 2976.93	1941.86 3124.82	2031.32 3276.57	2132.50 3436.07	2241.43 3603.46	2350.40 3770.83	2459.42 3945.82	2580.02 4128.79	2712.35 4315.55	2836.95 4517.96
003839	SFWIB Disabilities Prog Spec(+)	6	1780.60 2861.61	1866.64 3003.78	1952.63 3149.65	2049.90 3302.96	2154.62 3463.86	2259.36 3624.77	2364.13 3792.98	2480.06 3968.85	2607.28 4148.37	2727.06 4342.93

MIAMI DADE COUNTY
 FY 2023-2024 PAY PLAN EFFECTIVE 2023-10-02

JOB CODE NUMBER	JOB TITLE		01	02	03	04	05	06	07	08	09	10
			11	12	13	14	15	16	17	18	19	20
003840	SFWIB YOUTH PROGRAMS MANAGER(+)	6	2712.35 4315.55	2836.95 4517.96	2976.93 4735.89	3124.82 4957.63	3276.57 5191.18	3436.07 5440.22	3603.46 5696.98	3770.83 5969.42	3945.82 6253.46	4128.79 6556.99
003842	SFWIB PROGRAM SERVICES SUP(+)	6	2241.43 3603.46	2350.40 3770.83	2459.42 3945.82	2580.02 4128.79	2712.35 4315.55	2836.95 4517.96	2976.93 4735.89	3124.82 4957.63	3276.57 5191.18	3436.07 5440.22
003846	SFWIB Human Resource Spec	6	1440.93 2230.80	1502.67 2334.89	1575.81 2442.74	1641.38 2554.46	1714.49 2670.05	1787.74 2797.14	1872.51 2932.09	1949.54 3066.92	2038.17 3209.42	2138.40 3359.77
003848	SFWIB SPECIAL PROJECTS ADMIN 2(+)	6	2607.28 4148.37	2727.06 4342.93	2861.61 4552.42	3003.78 4765.58	3149.65 4990.07	3302.96 5229.47	3463.86 5476.28	3624.77 5738.16	3792.98 6011.21	3968.85 6302.97
003849	SFWIB EXEC AST TO EXEC DIR(+)		MIN 1661.43		MIN2 2294.02		MAX 4096.67		PAY GRADE...D04			
003851	SFWIB SPECIAL PROJECTS ADMIN 1(+)	6	2435.07 3906.75	2554.46 4087.92	2685.50 4272.82	2808.86 4473.23	2947.46 4688.99	3093.89 4908.54	3244.14 5139.77	3402.05 5386.35	3567.78 5640.57	3733.50 5910.32
003852	SFWIB WEB DESIGNER(+)		MIN 2534.97		MIN2 3039.74		MAX 4365.68		PAY GRADE...G84			
003853	SFWIB INFO TECHNOLOGY MANAGER(+)		MIN 2838.32		MIN2 3320.85		MAX 4884.34		PAY GRADE...G05			
003854	SFWIB ADMINISTRATIVE SECRETARY		MIN 1378.16		MIN2 1637.27		MAX 2556.82		PAY GRADE...D01			
003857	SFWIB AST CONTROLLER(+)		MIN 2652.39		MIN2 3103.32		MAX 4528.27		PAY GRADE...G04			
003858	SFWIB FINANCE ADMINISTRATOR(+)		MIN 2652.39		MIN2 3103.32		MAX 4528.27		PAY GRADE...G04			

MIAMI DADE COUNTY
FY 2023-2024 PAY PLAN EFFECTIVE 2023-10-02

JOB CODE NUMBER	JOB TITLE											
		01	02	03	04	05	06	07	08	09	10	
		←-----										
		11	12	13	14	15	16	17	18	19	20	
003862	Dir Workforce Business Ops(+)	MIN 3240.03		MIN2 3564.00		MAX 5274.07		PAY GRADE..G06				
003865	Mgr, Careersource S Fl Admin(+)	MIN 2838.32		MIN2 3320.85		MAX 4884.34		PAY GRADE..G05				
003867	AST DIR SFWIB(+)	MIN 3240.03		MIN2 3564.00		MAX 5274.07		PAY GRADE..G06				
003870	SFWIB Work Exp Participant			\$9.93 FLAT HOURLY RATE								
003871	SFWIB Chief Of Staff(+)	MIN 3740.26		MIN2 4114.28		MAX 6174.28		PAY GRADE..G08				
003884	Community Advocacy Prog Ofc 1(+)	SALARY TO BE DETERMINED BY THE BOARD OF COUNTY COMMISSIONERS										
003888	SFWIB Marketing Specialist(+)	6	2241.43 3603.46	2350.40 3770.83	2459.42 3945.82	2580.02 4128.79	2712.35 4315.55	2836.95 4517.96	2976.93 4735.89	3124.82 4957.63	3276.57 5191.18	3436.07 5440.22
003899	Executive Director SFWIB(+)	SALARY TO BE DETERMINED BY SOUTH FLORIDA WORK FORCE BOARD										
003901	Courts Hr Operations Spec 1	6	1303.40 1933.02	1356.65 2015.31	1406.17 2101.63	1455.65 2199.69	1516.57 2293.70	1577.49 2395.72	1642.22 2505.50	1710.74 2619.13	1783.11 2736.83	1855.41 2858.27
003902	Courts Hr Operations Specialis(+)	6	1780.60 2861.61	1866.64 3003.78	1952.63 3149.65	2049.90 3302.96	2154.62 3463.86	2259.36 3624.77	2364.13 3792.98	2480.06 3968.85	2607.28 4148.37	2727.06 4342.93
003903	Courts Hr Supervisor(+)	6	2154.62 3463.86	2259.36 3624.77	2364.13 3792.98	2480.06 3968.85	2607.28 4148.37	2727.06 4342.93	2861.61 4552.42	3003.78 4765.58	3149.11 4990.07	3302.96 5229.47

MIAMI DADE COUNTY
 FY 2023-2024 PAY PLAN EFFECTIVE 2023-10-02

JOB CODE NUMBER	JOB TITLE										
		01	02	03	04	05	06	07	08	09	10
		←----->									
		11	12	13	14	15	16	17	18	19	20
003904	Courts Hr Officer(+)	MIN 2731.97		MIN2 3196.41		MAX 4664.13		PAY GRADE..G24			
003905	Courts Senior Hr Officer(+)	MIN 2551.75		MIN2 2985.58		MAX 4325.01		PAY GRADE..G23			
003906	Coc Recording Elec Ops Spec	MIN 1464.52		MIN2 1756.34		MAX 2556.82		PAY GRADE..Z02			
003908	Dr,Ex-Officio Operation Divisi(+)	MIN 4799.09		MIN2 5278.99		MAX 8089.50		PAY GRADE..G31			
003909	Courts Assistant Hr Manager(+)	MIN 2923.47		MIN2 3420.48		MAX 5030.87		PAY GRADE..G25			
003910	Courts Audit Operations Managr(+)	MIN 3582.82		MIN2 3941.13		MAX 5875.14		PAY GRADE..G27			
004001	Court Operations Officer 1(+)	MIN 2225.03		MIN2 2603.26		MAX 3716.08		PAY GRADE..G21			
004002	Court Operations Officer 2(+)	MIN 2551.75		MIN2 2985.58		MAX 4325.01		PAY GRADE..G23			
004004	Jr Courts Operations Officer(+)	6 1424.37	1499.91	1564.13	1639.69	1719.08	1798.41	1885.30	1972.16	2070.39	2176.16
		2281.95	2387.77	2504.87	2633.36	2754.33	2890.22	3033.81	3181.14	3335.98	3498.50
004005	Courts Administrative Coor(+)	6 2241.43	2350.40	2459.42	2580.02	2712.35	2836.95	2976.93	3124.82	3276.57	3436.07
		3603.46	3770.83	3945.82	4128.79	4315.55	4517.96	4735.89	4957.63	5191.18	5440.22
004006	Senior Deputy Clerk(+)	MIN 4799.09		MIN2 5278.99		MAX 8089.50		PAY GRADE..G31			

MIAMI DADE COUNTY
 FY 2023-2024 PAY PLAN EFFECTIVE 2023-10-02

JOB CODE NUMBER	JOB TITLE										
		01	02	03	04	05	06	07	08	09	10
		←----->									
		11	12	13	14	15	16	17	18	19	20
004007	Clerk'S Assist. Finance Direct(+)	MIN 4134.09		MIN2 4547.50		MAX 6871.64		PAY GRADE..G29			
004008	Clerk'S Finance Director(+)	MIN 4799.09		MIN2 5278.99		MAX 8089.50		PAY GRADE..G31			
004009	Courts Financial Ops Officer(+)	MIN 2551.75		MIN2 2985.58		MAX 4325.01		PAY GRADE..G23			
004010	Ex-Parte Clerk(+)	6 1440.93 2230.80	1502.67 2334.89	1575.81 2442.74	1641.38 2554.46	1714.49 2670.05	1787.74 2797.14	1872.51 2932.09	1949.54 3066.92	2038.17 3209.42	2138.40 3359.77
004011	Courts Procurement Officer	6 1694.50 2712.35	1773.90 2836.95	1853.20 2976.93	1941.86 3124.82	2031.32 3276.57	2132.50 3436.07	2241.43 3603.46	2350.40 3770.83	2459.42 3945.82	2580.02 4128.79
004012	Courts Sr Procurement Ofc(+)	6 1852.37 2976.93	1941.86 3124.82	2031.32 3276.57	2132.50 3436.07	2241.43 3603.46	2350.40 3770.83	2459.42 3945.82	2580.02 4128.79	2712.35 4315.55	2836.95 4517.96
004013	Courts Cont & Procurement Ofc(+)	MIN 2731.97		MIN2 3196.41		MAX 4664.13		PAY GRADE..G24			
004014	Courts Mail Center Clerk	6 1236.00 1880.37	1284.67 1969.52	1341.37 2050.55	1394.10 2143.76	1454.90 2249.19	1515.57 2346.38	1580.52 2455.86	1657.45 2569.29	1726.42 2686.82	1803.31 2808.39
004015	Courts Mail Center Sup	6 1455.33 2253.11	1517.69 2358.24	1591.57 2467.17	1657.80 2580.02	1731.64 2696.76	1805.62 2825.11	1891.23 2961.41	1969.04 3097.58	2058.55 3241.50	2159.79 3393.37
004016	Courts Mail Operations Officer(+)	MIN 2382.73		MIN2 2787.78		MAX 4006.72		PAY GRADE..G22			

MIAMI DADE COUNTY
 FY 2023-2024 PAY PLAN EFFECTIVE 2023-10-02

JOB CODE NUMBER	JOB TITLE		01	02	03	04	05	06	07	08	09	10
			11	12	13	14	15	16	17	18	19	20
004017	Courts Evidence Records Spec	6	1354.72 2124.41	1410.08 2230.31	1477.23 2344.14	1544.42 2458.19	1623.43 2572.17	1690.65 2698.30	1769.60 2836.60	1852.65 2966.85	1937.23 3113.39	2030.84 3268.00
004018	Courts Electronic Ops Spec		MIN 1479.16		MIN2 1773.90		MAX 2582.38		PAY GRADE..GIC			
004019	Courts Auditor(+)	6	1922.64 3093.89	2011.21 3244.14	2111.40 3402.05	2219.25 3567.78	2327.13 3733.50	2435.07 3906.75	2554.46 4087.92	2685.50 4272.82	2808.86 4473.23	2947.46 4688.99
004020	Courts Senior Auditor (+)		MIN 2551.75		MIN2 2985.58		MAX 4325.01		PAY GRADE..G23			
004021	Courts Audit Manager(+)		MIN 2923.47		MIN2 3420.48		MAX 5030.87		PAY GRADE..G25			
004022	Courts Financial Analyst(+)		MIN 3337.24		MIN2 3670.93		MAX 5432.28		PAY GRADE..G26			
004023	Courts Jury Pool Manager(+)		MIN 2731.97		MIN2 3196.41		MAX 4664.13		PAY GRADE..G24			
004024	Records Management Spec 1(+)	6	1424.37 2281.95	1499.91 2387.77	1564.13 2504.87	1639.69 2633.36	1719.08 2754.33	1798.41 2890.22	1885.30 3033.81	1972.16 3181.14	2070.39 3335.98	2176.16 3498.50
004025	Records Management Spec 2(+)	6	1852.37 2976.93	1941.86 3124.82	2031.32 3276.57	2132.50 3436.07	2241.43 3603.46	2350.40 3770.83	2459.42 3945.82	2580.02 4128.79	2712.35 4315.55	2836.95 4517.96
004026	Senior Records Mgmt Spec (+)	6	2241.43 3603.46	2350.40 3770.83	2459.42 3945.82	2580.02 4128.79	2712.35 4315.55	2836.95 4517.96	2976.93 4735.89	3124.82 4957.63	3276.57 5191.18	3436.07 5440.22

MIAMI DADE COUNTY
 FY 2023-2024 PAY PLAN EFFECTIVE 2023-10-02

JOB CODE NUMBER	JOB TITLE		01	02	03	04	05	06	07	08	09	10
			11	12	13	14	15	16	17	18	19	20
004029	Court Records Spec 1	6	1200.64 1764.03	1246.23 1840.10	1291.97 1917.31	1345.26 1999.69	1394.77 2086.00	1440.42 2180.06	1505.20 2270.22	1566.10 2372.18	1626.93 2478.11	1695.58 2591.83
004030	Court Records Spec 2	6	1303.40 1933.02	1356.65 2015.32	1406.17 2101.64	1455.65 2199.69	1516.57 2293.71	1577.50 2395.73	1642.23 2505.51	1710.75 2619.14	1783.11 2736.84	1855.41 2858.29
004031	Courts Mail Operations Ast(+)		MIN 1896.79		MIN2 2219.25		MAX 3390.79		PAY GRADE..G20			
004032	Assistant Records Manager(+)		MIN 2731.97		MIN2 3196.41		MAX 4664.13		PAY GRADE..G24			
004033	Director of Legal & Jury Opera(+)		MIN 4134.09		MIN2 4547.50		MAX 6871.64		PAY GRADE..G29			
004034	Courts Comptroller Admin Aide(+)	6	1452.59 2327.13	1529.60 2435.07	1595.11 2554.46	1672.17 2685.50	1753.12 2808.86	1834.03 2947.46	1922.64 3093.89	2011.21 3244.14	2111.40 3402.05	2219.25 3567.78
004035	Courts Hr Assistant(+)	6	1452.59 2327.13	1529.60 2435.07	1595.11 2554.46	1672.17 2685.50	1753.12 2808.86	1834.03 2947.46	1922.64 3093.89	2011.21 3244.14	2111.40 3402.05	2219.25 3567.78
004036	Courts Procurement Svc Ast	6	1455.33 2253.11	1517.69 2358.24	1591.57 2467.17	1657.80 2580.02	1731.64 2696.76	1805.62 2825.11	1891.23 2961.41	1969.04 3097.58	2058.55 3241.50	2159.79 3393.37
004037	Courts Hr Admtv Assistant		MIN 1595.11		MIN2 1922.64		MAX 2819.78		PAY GRADE..D02			
004038	Jury Pool Assistant Manager(+)		MIN 2382.73		MIN2 2787.78		MAX 4006.72		PAY GRADE..G22			

MIAMI DADE COUNTY
 FY 2023-2024 PAY PLAN EFFECTIVE 2023-10-02

JOB CODE NUMBER	JOB TITLE	←----->									
		01	02	03	04	05	06	07	08	09	10
		11	12	13	14	15	16	17	18	19	20
004039	Crts Traf&Misd. Administ. Aide(+)	MIN 1896.79		MIN2 2219.25		MAX 3390.79		PAY GRADE..G20			
004040	County Commission Clerk 1	6 1212.09 1783.11	1257.73 1855.41	1303.40 1933.02	1356.65 2015.32	1406.02 2101.73	1455.65 2199.65	1516.57 2293.71	1577.47 2395.73	1642.23 2505.51	1710.75 2619.14
004041	County Commission Clerk 2	6 1356.65 2015.32	1406.17 2101.73	1455.65 2199.65	1516.57 2293.71	1577.50 2395.73	1642.23 2505.51	1710.75 2619.14	1783.11 2736.84	1855.41 2858.29	1932.72 2978.98
004042	County Commission Clerk 3	6 1630.75 2599.59	1706.94 2732.90	1786.92 2858.29	1866.84 2999.55	1956.54 3148.50	2046.69 3301.45	2148.68 3462.20	2258.47 3630.78	2368.27 3799.40	2478.11 3975.81
004043	Senior County Comm Clerk (+)	6 2219.25 3567.78	2327.13 3733.50	2435.07 3906.75	2554.46 4087.92	2685.50 4272.82	2808.86 4473.23	2947.46 4688.99	3093.89 4908.54	3244.14 5139.77	3402.05 5386.35
004044	Commission Reporter	6 1941.86 3124.82	2031.32 3276.57	2132.50 3436.07	2241.43 3603.46	2350.40 3770.83	2459.42 3945.82	2580.02 4128.79	2712.35 4315.55	2836.95 4517.96	2976.93 4735.89
004045	Clerk Of Board Admtv Aide(+)	MIN 1896.79		MIN2 2219.25		MAX 3390.79		PAY GRADE..G20			
004047	Pvb Operations & It Manager(+)	MIN 3337.24		MIN2 3670.93		MAX 5432.28		PAY GRADE..G26			
004048	Courts Business Analyst (+)	MIN 2551.75		MIN2 2985.58		MAX 4325.01		PAY GRADE..G23			
004049	Sr. Innovation Courts Proj Mgr	MIN 3337.24		MIN2 3670.93		MAX 5432.28		PAY GRADE..G26			

MIAMI DADE COUNTY
 FY 2023-2024 PAY PLAN EFFECTIVE 2023-10-02

JOB CODE NUMBER	JOB TITLE										
		01	02	03	04	05	06	07	08	09	10
		←-----									
		11	12	13	14	15	16	17	18	19	20
004050	Courts Clerc Operations Spec	MIN 1479.16		MIN2 1773.90		MAX 2582.38		PAY GRADE...GIC			
004051	Courts Appearance Bond Spec	6 1236.00	1284.67	1341.37	1394.10	1454.90	1515.57	1580.52	1657.45	1726.42	1803.31
		1880.37	1969.52	2050.55	2143.76	2249.19	2346.38	2455.86	2569.29	2686.82	2808.39
004052	Foreclosure & Tax Deed Ops Ast(+)	MIN 1896.79		MIN2 2219.25		MAX 3390.79		PAY GRADE...G74			
004053	Courts Admtv Secretary	MIN 1378.16		MIN2 1637.27		MAX 2556.82		PAY GRADE...D01			
004054	Courts Mail Operations Officer(+)	MIN 2382.73		MIN2 2787.78		MAX 4006.72		PAY GRADE...G22			
004055	Courtroom Clerk 1	6 1303.40	1356.65	1406.17	1455.65	1516.57	1577.50	1642.23	1710.75	1783.11	1855.41
		1933.02	2015.32	2101.64	2199.69	2293.71	2395.73	2505.51	2619.14	2736.84	2858.29
004056	Courtroom Clerk 2	6 1406.17	1455.65	1516.57	1577.50	1642.23	1710.75	1783.10	1855.41	1933.02	2015.32
		2101.64	2199.69	2293.71	2395.73	2505.51	2619.14	2736.84	2858.29	2987.74	3128.88
004058	Courts Legal Operations Aide(+)	MIN 1896.79		MIN2 2219.25		MAX 3390.79		PAY GRADE...Z04			
004059	Courts Accountant 4(+)	6 2808.86	2947.46	3093.89	3244.14	3402.05	3567.78	3733.50	3906.75	4087.92	4272.82
		4473.23	4688.99	4908.54	5139.77	5386.35	5640.57	5910.32	6191.55	6492.07	6686.84
004060	Court Records Sup 1	6 1442.87	1505.62	1568.39	1635.06	1705.61	1780.17	1854.61	1933.02	2015.32	2101.64
		2199.69	2293.71	2395.73	2505.51	2619.14	2736.84	2858.29	2987.74	3128.88	3262.28

MIAMI DADE COUNTY
 FY 2023-2024 PAY PLAN EFFECTIVE 2023-10-02

JOB CODE NUMBER	JOB TITLE		01	02	03	04	05	06	07	08	09	10
			11	12	13	14	15	16	17	18	19	20
004061	Court Records Sup 2(+)	6	1556.62 2377.72	1622.71 2486.62	1692.76 2599.44	1766.75 2716.19	1840.65 2836.95	1918.49 2965.23	2000.14 3105.34	2085.80 3237.74	2183.05 3373.91	2276.48 3513.89
004062	Court Records Sup 3(+)	6	1692.76 2599.44	1766.75 2716.19	1840.65 2836.95	1918.49 2965.23	2000.14 3105.34	2085.80 3237.74	2183.05 3373.91	2276.48 3513.89	2377.72 3672.03	2486.62 3837.24
004063	Code Enforcement Supv	6	1614.61 2573.85	1690.03 2705.84	1769.22 2829.99	1848.37 2969.85	1937.16 3117.34	2026.42 3268.76	2127.41 3427.92	2236.11 3594.83	2344.83 3761.79	2453.56 3936.44
004064	County Recorder Assistant Cf(+)		MIN 2731.97		MIN2 3196.41		MAX 4664.13		PAY GRADE..G24			
004065	Courts Project Manager (+)		MIN 2923.47		MIN2 3420.48		MAX 5030.87		PAY GRADE..G25			
004066	Records Manager(+)		MIN 3337.24		MIN2 3670.93		MAX 5432.28		PAY GRADE..G26			
004067	Dep Comptroller Ckt & Cty Crts(+)		MIN 3337.24		MIN2 3670.93		MAX 5432.28		PAY GRADE..G26			
004068	Comptroller(+)		MIN 4134.09		MIN2 4547.50		MAX 6871.64		PAY GRADE..G29			
004069	Dr,Clk Strag Mgt & Budget Divi(+)		MIN 4799.09		MIN2 5278.99		MAX 8089.50		PAY GRADE..G31			
004070	Central Deposit Operation Ast(+)		MIN 1896.79		MIN2 2219.25		MAX 3390.79		PAY GRADE..G20			
004071	Central Depository Manager(+)		MIN 3337.24		MIN2 3670.93		MAX 5432.28		PAY GRADE..G26			

MIAMI DADE COUNTY
 FY 2023-2024 PAY PLAN EFFECTIVE 2023-10-02

JOB CODE NUMBER	JOB TITLE	01	02	03	04	05	06	07	08	09	10
		←									→
		11	12	13	14	15	16	17	18	19	20
004072	Ast Central Depository Mgr(+)	MIN 2731.97		MIN2 3196.41		MAX 4664.13		PAY GRADE..G24			
004073	County Recorder Chief (+)	MIN 3582.82		MIN2 3941.13		MAX 5875.14		PAY GRADE..G27			
004074	Ast Dir,Courts Tech Serv Divis(+)	MIN 4134.09		MIN2 4547.50		MAX 6871.64		PAY GRADE..G29			
004075	Dr,Tech Serv, Circuit&Co Court(+)	MIN 4451.60		MIN2 4896.77		MAX 7452.94		PAY GRADE..G30			
004076	Assistant Dir, Clerk Of The Bd(+)	MIN 3337.24		MIN2 3670.93		MAX 5432.28		PAY GRADE..G26			
004077	Director, Clerk Of The Board(+)	MIN 3852.45		MIN2 4237.71		MAX 6359.49		PAY GRADE..G28			
004078	Clerk's General Counsel (+)	MIN 4799.09		MIN2 5278.99		MAX 8089.50		PAY GRADE..G31			
004079	Court Division Director (+)	MIN 4134.09		MIN2 4547.50		MAX 6871.64		PAY GRADE..G29			
004080	Traffic Operations Coordinator(+)	MIN 2551.75		MIN2 2985.58		MAX 4325.01		PAY GRADE..G23			
004081	Code Enforcement Manager(+)	MIN 2731.97		MIN2 3196.41		MAX 4664.13		PAY GRADE..G24			
004082	Value Adjust Board (Vab) Mgr.(+)	MIN 3337.24		MIN2 3670.93		MAX 5432.28		PAY GRADE..G26			

MIAMI DADE COUNTY
 FY 2023-2024 PAY PLAN EFFECTIVE 2023-10-02

JOB CODE NUMBER	JOB TITLE	01	02	03	04	05	06	07	08	09	10
		11	12	13	14	15	16	17	18	19	20
004083	Courts Public Info Officer(+)	MIN 2731.97		MIN2 3196.41		MAX 4664.13		PAY GRADE..G24			
004085	Mgr Marriage License Bureau(+)	MIN 2731.97		MIN2 3196.41		MAX 4664.13		PAY GRADE..G24			
004086	Courts Procurement Manager(+)	MIN 3337.24		MIN2 3670.93		MAX 5432.28		PAY GRADE..G26			
004087	Courts Special Project Admin(+)	MIN 2731.97		MIN2 3196.41		MAX 4664.13		PAY GRADE..G24			
004088	Ast To Dir County Clerk Div(+)	MIN 2551.75		MIN2 2985.58		MAX 4325.01		PAY GRADE..G23			
004089	Courts Division Asst Director(+)	MIN 3582.82		MIN2 3941.13		MAX 5875.14		PAY GRADE..G27			
004090	Courts Hr Manager(+)	MIN 3582.82		MIN2 3941.13		MAX 5875.14		PAY GRADE..G27			
004091	Courts Human Res & Prog Mgr(+)	MIN 2731.97		MIN2 3196.41		MAX 4664.13		PAY GRADE..G24			
004092	Dir Crt Hum Res & Admtv Svc(+)	MIN 4134.09		MIN2 4547.50		MAX 6871.64		PAY GRADE..G29			
004094	Chief Of Staff,Clerk Of Courts(+)	MIN 4799.09		MIN2 5278.99		MAX 8089.50		PAY GRADE..G31			
004095	Clerk'S Chief Information Offc(+)	MIN 4799.09		MIN2 5278.99		MAX 8089.50		PAY GRADE..G31			

MIAMI DADE COUNTY
 FY 2023-2024 PAY PLAN EFFECTIVE 2023-10-02

JOB CODE NUMBER	JOB TITLE											
		01	02	03	04	05	06	07	08	09	10	
		←-----										
		11	12	13	14	15	16	17	18	19	20	
004097	Courts Staff Attorney (+)	MIN 2731.97		MIN2 3196.41		MAX 4664.13		PAY GRADE..G24				
004098	Tax Deed Administrator (+)	MIN 3337.24		MIN2 3670.93		MAX 5432.28		PAY GRADE..G26				
004099	Clerk Circuit & County Court(+)	SALARY SET BY FLORIDA STATUTES										
004100	Tax Deed Supervisor(+)	6	1676.00	1749.26	1822.42	1899.50	1980.33	2065.15	2161.44	2253.94	2354.18	2461.99
			2573.70	2689.30	2808.86	2935.87	3074.59	3205.68	3340.50	3479.09	3635.67	3799.25
004101	Firefighter	6	1707.14	1783.28	1867.45	1951.67	2043.91	2144.04	2248.32	2352.60	2460.82	2719.00
			2840.39	2981.83	3121.16	3277.46	3433.87	3598.49	3771.70	3949.23	4151.98	4342.11
004102	MDFR Chief Legal Liaison(+)	MIN 4321.94		MIN2 4754.15		MAX 7235.87		PAY GRADE..G10				
004103	MDFR Assistant Legal Liaison(+)	MIN 3478.47		MIN2 3826.34		MAX 5704.02		PAY GRADE..G07				
004105	Fire Lieutenant	3	2326.59	2430.37	2542.36	2658.17	2782.09	2909.85	3145.43	3298.28	3455.22	3620.48
			3785.73	3967.56	4161.72	4347.59	4552.61	4764.84	4987.94	5223.45	5471.41	5727.49
004107	Chief Fire Marshal(+)	MIN 5020.00		MIN2 5522.02		MAX 13640.25		PAY GRADE..E02				
004108	Fire Executive Officer I(+)	MIN 2838.32		MIN2 3320.85		MAX 4884.34		PAY GRADE..G05				
004109	Fire Executive Officer II(+)	MIN 3478.47		MIN2 3826.34		MAX 5704.02		PAY GRADE..G07				

MIAMI DADE COUNTY
FY 2023-2024 PAY PLAN EFFECTIVE 2023-10-02

JOB CODE NUMBER	JOB TITLE		01	02	03	04	05	06	07	08	09	10
			11	12	13	14	15	16	17	18	19	20
004110	Fire Captain	3	2737.32 4363.24	2873.64 4572.43	3013.91 4785.46	3158.31 5010.80	3310.64 5248.00	3470.98 5497.45	3643.32 5758.85	3812.16 6032.41	3989.20 6322.03	4170.17 6619.54
004111	Chief Fire Officer	3	3310.64 5230.75	3470.98 5479.36	3631.32 5739.92	3799.63 6012.52	3976.07 6301.22	4156.46 6597.79	4348.88 6918.51	4557.38 7255.16	4769.72 7604.03	4994.29 7968.75
004112	Manager, District Court (+)		MIN 2731.97		MIN2 3196.41		MAX 4664.13		PAY GRADE...G24			
004113	Fire Dept Helicopter Co-Pilot	3	2542.36 4161.72	2658.17 4347.59	2782.09 4552.61	2909.85 4764.84	3145.43 4987.94	3298.28 5223.45	3455.22 5471.41	3620.48 5727.49	3785.73 5985.25	3967.56 6254.57
004114	Fire Dept Helicopter Pilot	3	3013.91 4785.46	3158.31 5010.80	3310.64 5248.00	3470.98 5497.45	3643.32 5758.85	3812.16 6032.41	3989.20 6322.03	4170.17 6619.54	4363.24 6917.42	4572.43 7228.68
004115	Fire Dept Helicopter Cf Pilot(+)	3	3310.64 5230.75	3470.98 5479.36	3631.32 5739.92	3799.63 6012.52	3976.07 6301.22	4156.46 6597.79	4348.88 6918.51	4557.38 7255.16	4769.72 7604.03	4994.29 7968.75
004116	Marine Craft Technician	3	2135.23 3427.40	2237.65 3592.88	2340.12 3758.38	2458.29 3931.55	2576.41 4116.78	2702.51 4309.82	2832.55 4506.83	2970.42 4723.50	3116.20 4936.05	3269.81 5158.18
004117	Fire Rescue Fleet Support Spec	6	1688.89 2712.35	1770.65 2836.95	1852.37 2976.93	1941.86 3124.82	2031.32 3276.57	2132.50 3436.07	2241.43 3603.46	2350.40 3770.83	2459.42 3945.82	2580.02 4128.79
004118	Fire Division Chief(+)		MIN 5125.22		MIN2 5637.75		MAX 7853.89		PAY GRADE...G92			
004119	Fire Rescue Supply Supervisor	6	1467.11 2350.40	1544.91 2459.42	1611.06 2580.02	1688.89 2712.35	1770.65 2836.95	1852.37 2976.93	1941.86 3124.82	2031.32 3276.57	2132.50 3436.07	2241.43 3603.46

MIAMI DADE COUNTY
 FY 2023-2024 PAY PLAN EFFECTIVE 2023-10-02

JOB CODE NUMBER	JOB TITLE		01	02	03	04	05	06	07	08	09	10
			11	12	13	14	15	16	17	18	19	20
004120	Fire Supply Bureau Supervisor(+)	6	2241.43 3603.46	2350.40 3770.83	2459.42 3945.82	2580.02 4128.79	2712.35 4315.55	2836.95 4517.96	2976.93 4735.89	3124.82 4957.63	3276.57 5191.18	3436.07 5440.22
004121	Fire Rescue Dispatcher	6	1636.05 2596.57	1713.43 2714.55	1790.71 2853.01	1876.16 2987.30	1961.67 3137.80	2055.25 3288.41	2156.95 3447.14	2262.87 3614.11	2368.69 3785.01	2478.50 3980.26
004122	Fire Rescue Dispatcher Sup	6	1961.67 3137.80	2055.25 3288.41	2156.95 3447.14	2262.87 3614.11	2368.69 3785.01	2478.50 3980.26	2596.57 4163.40	2714.55 4350.77	2853.01 4572.43	2987.30 4785.46
004123	Crisis Counselor(+)	6	1611.06 2580.02	1688.89 2712.35	1770.65 2836.95	1852.37 2976.93	1941.86 3124.82	2031.32 3276.57	2132.50 3436.07	2241.43 3603.46	2350.40 3770.83	2459.42 3945.82
004124	Fire Communications Officer(+)	6	2391.85 3836.75	2508.34 4015.72	2630.51 4198.84	2758.61 4394.06	2896.83 4605.68	3039.28 4821.40	3185.79 5049.18	3340.39 5289.23	3503.05 5541.42	3665.80 5805.95
004126	Fire Rescue Processing Spec 2	6	1440.95 2177.28	1501.25 2270.46	1561.53 2371.41	1625.55 2480.13	1693.35 2592.61	1765.01 2709.03	1836.61 2829.39	1913.47 2957.51	1994.96 3097.18	2080.32 3229.09
004127	Fire Rescue Telecom Coor (+)	6	2580.02 4128.79	2712.35 4315.55	2836.95 4517.96	2976.93 4735.89	3124.82 4957.63	3276.57 5191.18	3436.07 5440.22	3603.46 5696.98	3770.83 5969.42	3945.82 6253.46
004128	Ems Support Clerk	6	1318.40 2005.72	1370.31 2100.83	1430.79 2187.26	1487.05 2286.68	1551.89 2399.14	1616.61 2502.81	1685.88 2619.58	1767.94 2740.58	1841.52 2865.93	1923.54 2995.61
004129	MDFR Radio Comm Manager (+)	6	2918.61 4650.27	3062.56 4868.14	3218.22 5097.75	3366.07 5346.86	3533.38 5595.86	3704.63 5864.40	3879.69 6140.61	4058.65 6432.34	4245.50 6737.85	4447.86 7057.91
004130	Mdfr Protective Equip Sfty Tec	3	1942.18 3108.27	2032.79 3265.83	2135.22 3423.36	2237.64 3588.87	2340.11 3762.19	2450.41 3935.60	2572.48 4108.40	2698.57 4293.27	2828.58 4486.48	2970.41 4688.35

MIAMI DADE COUNTY
FY 2023-2024 PAY PLAN EFFECTIVE 2023-10-02

JOB CODE NUMBER	JOB TITLE		←-----									
			01	02	03	04	05	06	07	08	09	10
			11	12	13	14	15	16	17	18	19	20
004131	Fire&Life Safety Training Rep	6	1467.11 2350.40	1544.91 2459.42	1611.06 2580.02	1688.89 2712.35	1770.65 2836.95	1852.37 2976.93	1941.86 3124.82	2031.32 3276.57	2132.50 3436.07	2241.43 3603.46
004132	Fire Rescue Processing Spec 1	6	1303.40 1933.02	1356.65 2015.32	1406.17 2101.73	1455.65 2199.65	1516.57 2293.71	1577.50 2395.73	1642.23 2505.51	1710.75 2618.27	1783.11 2736.04	1855.41 2859.18
004133	Mdfr Communications Equip Tech		MIN 1834.85		MIN2 2219.25		MAX 3248.58		PAY GRADE..GIX			
004134	Fire Safety Specialist 1	6	1941.86 3124.82	2031.32 3276.57	2132.50 3436.07	2241.43 3603.46	2350.40 3770.83	2459.42 3945.82	2580.02 4128.79	2712.35 4315.55	2836.95 4517.96	2976.93 4735.89
004135	Fire Safety Specialist 2	6	2241.43 3603.46	2350.40 3770.83	2459.42 3945.82	2580.02 4128.79	2712.35 4315.55	2836.95 4517.96	2976.93 4735.89	3124.82 4957.63	3276.57 5191.18	3436.07 5440.22
004136	Mdfr Tv Producer(+)	6	2264.06 3639.84	2374.13 3808.93	2484.25 3985.68	2606.05 4170.49	2739.74 4359.11	2865.59 4563.58	3006.99 4783.69	3156.40 5007.67	3309.65 5243.59	3470.76 5495.14
004137	Imaging Records Technician	6	1303.40 1933.02	1356.65 2015.32	1406.17 2101.73	1455.65 2199.65	1516.57 2293.71	1577.50 2395.73	1642.23 2505.51	1710.75 2618.27	1783.11 2736.04	1855.41 2859.18
004139	Mdfr Staff Scheduler	6	1467.11 2350.40	1544.91 2459.42	1611.06 2580.02	1688.89 2712.35	1770.65 2836.95	1852.37 2976.93	1941.86 3124.82	2031.32 3276.57	2132.50 3436.07	2241.43 3603.46
004140	Fire Hydrant Flow Meter Spec	6	1303.40 1933.02	1356.65 2015.32	1406.17 2101.73	1455.65 2199.65	1516.57 2293.71	1577.50 2395.73	1642.23 2505.51	1710.75 2618.27	1783.11 2736.04	1855.41 2859.18

MIAMI DADE COUNTY
 FY 2023-2024 PAY PLAN EFFECTIVE 2023-10-02

JOB CODE NUMBER	JOB TITLE		01	02	03	04	05	06	07	08	09	10
			11	12	13	14	15	16	17	18	19	20
004141	Mdfr Staffing Bureau Mgr (+)	6	2607.28 4148.37	2727.06 4342.93	2861.61 4552.42	3003.78 4765.58	3149.65 4990.07	3302.96 5229.47	3463.86 5476.28	3624.77 5738.16	3792.98 6011.21	3968.85 6302.97
004143	Emd Quality Assurance Spec 1(+)	6	1688.89 2712.35	1770.65 2836.95	1852.37 2976.93	1941.86 3124.82	2031.32 3276.57	2132.50 3436.07	2241.43 3603.46	2350.40 3770.83	2459.42 3945.82	2580.02 4128.79
004144	EM Executive Officer(+)		MIN 3478.47		MIN2 3826.34		MAX 5704.02		PAY GRADE...G07			
004145	Emd Quality Assurance Spec 2(+)	6	2031.32 3276.57	2132.50 3436.07	2241.43 3603.46	2350.40 3770.83	2459.42 3945.82	2580.02 4128.79	2712.35 4315.55	2836.95 4517.96	2976.93 4735.89	3124.82 4957.63
004146	Ems Quality Assurance Admin(+)	6	2607.28 4148.37	2727.06 4342.93	2861.61 4552.42	3003.78 4765.58	3149.65 4990.07	3302.96 5229.47	3463.86 5476.28	3624.77 5738.16	3792.98 6011.21	3968.85 6302.97
004147	Mdfr Real Estate Manager(+)		MIN 3240.03		MIN2 3564.00		MAX 5274.07		PAY GRADE...G06			
004148	MDFR Aircraft Maintenance Supv	6	3302.96 5229.47	3463.86 5476.28	3624.77 5738.16	3792.98 6011.21	3968.85 6302.97	4148.37 6598.52	4342.93 6920.19	4552.42 7256.91	4765.58 7583.47	4990.07 7924.73
004149	Fire Management Analyst Admin(+)	6	2241.43 3603.46	2350.40 3770.83	2459.42 3945.82	2580.02 4128.79	2712.35 4315.55	2836.95 4517.96	2976.93 4735.89	3124.82 4957.63	3276.57 5191.18	3436.07 5440.22
004150	Mdfr Investigations Spec 2(+)	6	1834.03 2947.46	1922.64 3093.89	2011.21 3244.14	2111.40 3402.05	2219.25 3567.78	2327.13 3733.50	2435.07 3906.75	2554.46 4087.92	2685.50 4272.82	2808.86 4473.23
004151	Occupational Health Specialist(+)	6	2607.28 4148.37	2727.06 4342.93	2861.61 4552.42	3003.78 4765.58	3149.65 4990.07	3302.96 5229.47	3463.86 5476.28	3624.77 5738.16	3792.98 6011.21	3968.85 6302.97

MIAMI DADE COUNTY
FY 2023-2024 PAY PLAN EFFECTIVE 2023-10-02

JOB CODE NUMBER	JOB TITLE		01	02	03	04	05	06	07	08	09	10
			11	12	13	14	15	16	17	18	19	20
004152	Mdfr Sr Electrician Technician	3	2237.65 3592.88	2340.12 3758.38	2458.29 3931.55	2576.41 4116.78	2702.51 4309.82	2832.55 4506.83	2970.42 4723.50	3116.20 5041.54	3269.81 5166.62	3427.40 5399.13
004153	EMS Quality Data Specialist(+)	6	2031.32 3276.57	2132.50 3436.07	2241.43 3603.46	2350.40 3770.83	2459.42 3945.82	2580.02 4128.79	2712.35 4315.55	2836.95 4517.96	2976.93 4735.89	3124.82 4957.63
004155	Director, OEM(+)		MIN 5409.68		MIN2 5950.66		MAX 15309.84		PAY GRADE..E01			
004156	Fire & Life Safety Educator(+)	6	1853.20 2976.93	1941.86 3124.82	2031.32 3276.57	2132.50 3436.07	2241.43 3603.46	2350.40 3770.83	2459.42 3945.82	2580.02 4128.79	2712.35 4315.55	2836.95 4517.96
004157	Cert Expenditure Prog Admin(+)	6	2241.43 3603.46	2350.40 3770.83	2459.42 3945.82	2580.02 4128.79	2712.35 4315.55	2836.95 4517.96	2976.93 4735.89	3124.82 4957.63	3276.57 5191.18	3436.07 5440.22
004158	Mdfr Lifeguard 1	6	1626.93 2478.11	1695.58 2591.83	1764.03 2709.40	1840.10 2830.92	1917.31 2960.31	1999.69 3097.56	2084.73 3238.70	2180.06 3378.29	2270.22 3530.32	2372.18 3689.17
004159	Mdfr Lifeguard 2	6	1825.02 2809.68	1902.88 2938.04	1984.60 3074.18	2070.39 3214.27	2163.67 3358.26	2253.11 3510.06	2354.30 3668.05	2459.42 3833.06	2572.29 4005.55	2688.92 4185.83
004160	Mgr,Mdfr Bldg Mgmt Main&Sec(+)	6	2387.77 3830.90	2504.87 4008.53	2633.36 4189.84	2754.33 4386.37	2890.22 4597.95	3033.81 4813.24	3181.14 5039.98	3335.98 5281.77	3498.50 5531.05	3661.02 5795.55
004161	Mgr Mdfr Training&Develop(+)	6	2607.28 4148.37	2727.06 4342.93	2861.61 4552.42	3003.78 4765.58	3149.65 4990.07	3302.96 5229.47	3463.86 5476.28	3624.77 5738.16	3792.98 6011.21	3968.85 6302.97
004162	Mdfr Trng & Dev Specialist(+)	6	1852.37 2976.93	1941.86 3124.82	2031.32 3276.57	2132.50 3436.07	2241.43 3603.46	2350.40 3770.83	2459.42 3945.82	2580.02 4128.79	2712.35 4315.55	2836.95 4517.96

MIAMI DADE COUNTY
 FY 2023-2024 PAY PLAN EFFECTIVE 2023-10-02

JOB CODE NUMBER	JOB TITLE	←----->									
		01	02	03	04	05	06	07	08	09	10
		11	12	13	14	15	16	17	18	19	20
004163	Mdfr Records And Resources Mgr(+)	MIN 3240.03		MIN2 3564.00		MAX 5274.07		PAY GRADE..G06			
004164	Fire Code Compliance Admin(+)	6 2712.35	2836.95	2976.93	3124.82	3276.57	3436.07	3603.46	3770.83	3945.82	4128.79
		4315.55	4517.96	4735.89	4957.63	5191.18	5440.22	5696.98	5969.42	6253.46	6556.99
004165	Fire Plans Processor(+)	MIN 2838.32		MIN2 3320.85		MAX 4884.34		PAY GRADE..G05			
004166	Mdfr Logistics Service Mgr(+)	6 2607.28	2727.06	2861.61	3003.78	3149.65	3302.96	3463.86	3624.77	3792.98	3968.85
		4148.37	4342.93	4552.42	4765.58	4990.07	5229.47	5476.28	5738.16	6011.21	6302.97
004167	Fire Prevention & Safety Mgr(+)	MIN 3240.03		MIN2 3564.00		MAX 5274.07		PAY GRADE..G06			
004168	Mdfr Senior Legal Liaison(+)	MIN 3478.47		MIN2 3826.34		MAX 5704.02		PAY GRADE..G07			
004169	Mdfr Design & Development Sup.(+)	MIN 3240.03		MIN2 3564.00		MAX 5274.07		PAY GRADE..G06			
004170	Emergency Mgmt Coord(+)	6 2459.42	2580.02	2712.35	2836.95	2976.93	3124.82	3276.57	3436.07	3603.46	3770.83
		3945.82	4128.79	4315.55	4517.96	4735.89	4957.63	5191.18	5440.22	5696.98	5969.42
004171	Emergency Mgmt Warehouse Coord(+)	6 1834.03	1922.64	2011.21	2111.40	2219.25	2327.13	2435.07	2554.46	2685.50	2808.86
		2947.46	3093.89	3244.14	3402.05	3567.78	3733.50	3906.75	4087.92	4272.82	4473.23
004172	Div Dir, Emergency Mgmt (+)	MIN 4321.94		MIN2 4754.15		MAX 7235.87		PAY GRADE..G10			
004173	Fire Rescue Section Manager(+)	MIN 3740.26		MIN2 4114.28		MAX 6174.28		PAY GRADE..G08			

MIAMI DADE COUNTY
 FY 2023-2024 PAY PLAN EFFECTIVE 2023-10-02

JOB CODE NUMBER	JOB TITLE										
		01	02	03	04	05	06	07	08	09	10
		←-----									
		11	12	13	14	15	16	17	18	19	20
004174	Mgr Office Of Emergency Mgmt(+)	MIN 2838.32		MIN2 3320.85		MAX 4884.34		PAY GRADE..G05			
004175	Emergency Management Planner(+)	6 2712.35	2836.95	2976.93	3124.82	3276.57	3436.07	3603.46	3770.83	3945.82	4128.79
		4315.55	4517.96	4735.89	4957.63	5191.18	5440.22	5696.98	5969.42	6238.05	6518.76
004176	MDFR Procurement Div Mgr(+)	MIN 3740.26		MIN2 4114.28		MAX 6174.28		PAY GRADE..G08			
004177	Emergency Mgmt Intern	MIN 824.00		MIN2 891.57		MAX 1123.11		PAY GRADE..G44			
004178	Mdfr Investigations Spec 1	6 1618.94	1694.50	1773.90	1853.20	1941.86	2031.32	2132.50	2241.43	2350.40	2459.42
		2580.02	2712.35	2836.95	2976.93	3124.82	3276.57	3436.07	3603.46	3770.83	3945.82
004179	Emergency Management Spec(+)	6 1467.11	1544.91	1611.06	1688.89	1770.65	1852.37	1941.86	2031.32	2132.50	2241.43
		2350.40	2459.42	2580.02	2712.35	2836.95	2976.93	3124.82	3276.56	3436.07	3603.46
004180	Mdfr Grants Section Manager(+)	MIN 3240.03		MIN2 3564.00		MAX 5274.07		PAY GRADE..G06			
004181	Mdfr Media&Pub Relations Mgr(+)	MIN 3478.47		MIN2 3826.34		MAX 5704.02		PAY GRADE..G07			
004182	Mdfr Finance Section Manager(+)	MIN 3240.03		MIN2 3564.00		MAX 5274.07		PAY GRADE..G06			
004183	Mdfr Budget Section Manager(+)	MIN 3240.03		MIN2 3564.00		MAX 5274.07		PAY GRADE..G06			
004184	Mdfr Prog&Staff Rev Div Mgr(+)	MIN 4013.69		MIN2 4415.05		MAX 6671.50		PAY GRADE..G09			

MIAMI DADE COUNTY
 FY 2023-2024 PAY PLAN EFFECTIVE 2023-10-02

JOB CODE NUMBER	JOB TITLE										
		01	02	03	04	05	06	07	08	09	10
		←-----									
		11	12	13	14	15	16	17	18	19	20
004185	Cf Mdfr Budget & Grant Div(+)	MIN 3740.26		MIN2 4114.28		MAX 6174.28		PAY GRADE..G08			
004186	Fire Rescue Senior Div Mgr(+)	MIN 4321.94		MIN2 4754.15		MAX 7235.87		PAY GRADE..G10			
004187	Fire & Rescue Division Mgr(+)	MIN 4013.69		MIN2 4415.05		MAX 6671.50		PAY GRADE..G09			
004188	Mdfr Bus Planning Sect Mgr(+)	MIN 3240.03		MIN2 3564.00		MAX 5274.07		PAY GRADE..G06			
004189	Mdfr Pr Media Eve Coord (+)	6 1780.60	1866.64	1952.63	2049.90	2154.62	2259.36	2364.13	2480.06	2607.28	2727.06
		2861.61	3003.78	3149.65	3302.96	3463.86	3624.77	3792.98	3968.85	4148.37	4342.93
004190	Ast Dir Emer Mgmt(+)	MIN 5019.99		MIN2 5522.02		MAX 8525.75		PAY GRADE..G12			
004191	Mdfr Ast Med Protocol Phy(+)	MIN 4321.94		MIN2 4754.15		MAX 7235.87		PAY GRADE..G10			
004192	Fire, Chief Financial Officer(+)	MIN 4321.94		MIN2 4754.15		MAX 7235.87		PAY GRADE..G10			
004193	Sr. Fire Adv Of Res & Dom Prep(+)	MIN 4659.31		MIN2 5125.22		MAX 7853.89		PAY GRADE..G11			
004194	Mdfr Facilities Bureau Manager(+)	MIN 3740.26		MIN2 4114.28		MAX 6174.28		PAY GRADE..G08			
004195	Ast Fire Chief(+)	MIN 5019.99		MIN2 5522.02		MAX 8525.75		PAY GRADE..G12			

MIAMI DADE COUNTY
 FY 2023-2024 PAY PLAN EFFECTIVE 2023-10-02

JOB CODE NUMBER	JOB TITLE											
		01	02	03	04	05	06	07	08	09	10	
		←-----										
		11	12	13	14	15	16	17	18	19	20	
004196	Ast Dir Mdftr Budget & Planning(+)	MIN 5019.99		MIN2 5522.02		MAX 8525.75		PAY GRADE..G12				
004197	Deputy Fire Chief(+)	MIN 5020.00		MIN2 5522.02		MAX 13640.25		PAY GRADE..E02				
004198	MDFR Chief of Staff(+)	MIN 5019.99		MIN2 5522.02		MAX 8525.75		PAY GRADE..G12				
004199	Fire Chief(+)	MIN 5409.68		MIN2 5950.66		MAX 15309.84		PAY GRADE..E01				
004200	Mdftr Contr Contract Pln Sc Mgr(+)	MIN 3240.03		MIN2 3564.00		MAX 5274.07		PAY GRADE..G06				
004201	Police Officer	6	1876.16 3121.16	1961.67 3277.46	2055.25 3433.87	2156.95 3598.49	2262.87 3771.70	2368.69 3949.23	2478.50 4151.98	2719.00 4342.11	2840.39 4537.50	2981.83 4741.68
004202	Police Sergeant	3	2511.06 4161.72	2629.03 4347.59	2751.13 4552.61	2889.55 4764.84	3145.43 4987.94	3298.28 5223.45	3455.22 5471.41	3620.48 5727.49	3785.73 5985.25	3967.56 6254.57
004203	Police Lieutenant	3	3039.28 4821.40	3185.79 5049.18	3340.39 5289.23	3503.05 5541.42	3665.80 5805.95	3836.75 6082.59	4015.72 6375.56	4198.84 6676.65	4394.06 6977.10	4605.68 7291.07
004204	Police Captain(+)	3	3652.90 5785.44	3823.24 6061.16	4001.52 6353.07	4184.02 6653.12	4378.62 6977.52	4589.50 7317.96	4804.33 7670.67	5031.34 8039.59	5270.58 8401.38	5521.91 8779.44
004205	Police Major(+)		MIN 4754.15		MIN2 5229.55		MAX 7235.87		PAY GRADE..G90			
004219	Police Property Evidence Sup(+)	6	2241.43 3603.46	2350.40 3770.83	2459.42 3945.82	2580.02 4128.79	2712.35 4315.55	2836.95 4517.96	2976.93 4735.89	3124.82 4957.63	3276.57 5191.18	3436.07 5440.22

MIAMI DADE COUNTY
FY 2023-2024 PAY PLAN EFFECTIVE 2023-10-02

JOB CODE NUMBER	JOB TITLE		01	02	03	04	05	06	07	08	09	10
			11	12	13	14	15	16	17	18	19	20
004220	Fingerprint Analyst 1	6	1876.16 2987.30	1961.67 3137.80	2055.25 3288.41	2156.95 3447.14	2262.87 3614.11	2368.69 3785.01	2478.50 3980.26	2596.57 4163.40	2714.55 4354.69	2853.01 4550.00
004221	Fingerprint Analyst 2	3	2507.02 4012.80	2625.06 4204.08	2751.13 4407.64	2881.45 4619.21	3019.75 4838.99	3170.38 5070.99	3316.95 5315.20	3483.83 5580.99	3654.66 5860.04	3829.63 6153.06
004222	Latent Fingerprint Examiner	3	2507.02 4012.80	2625.06 4204.08	2751.13 4407.64	2881.45 4619.21	3019.75 4838.99	3170.38 5070.99	3316.95 5315.20	3483.83 5580.99	3654.66 5860.04	3829.63 6153.06
004224	Fingerprint Supervisor (+)	3	2880.64 4617.93	3018.87 4837.64	3169.41 5069.52	3315.92 5313.67	3482.83 5568.26	3653.70 5834.96	3828.56 6114.38	4011.66 6407.28	4202.94 6695.58	4406.35 6996.90
004225	Fingerprint Superintendent(+)	3	3169.41 5069.52	3315.92 5313.67	3482.83 5568.26	3653.70 5834.96	3828.56 6114.38	4011.66 6407.28	4202.94 6695.58	4406.35 6996.90	4617.93 7346.71	4837.64 7714.07
004243	Mdpd Armorer	6	1852.37 2976.93	1941.86 3124.82	2031.32 3276.57	2132.50 3436.07	2241.43 3603.46	2350.40 3770.83	2459.42 3945.82	2580.02 4128.79	2712.35 4315.55	2836.95 4517.96
004245	Criminalist 1	6	2055.25 3288.41	2156.95 3447.14	2262.87 3614.11	2368.69 3785.01	2478.50 3980.26	2596.57 4163.40	2714.55 4354.69	2853.01 4550.00	2987.30 4765.77	3137.80 4989.57
004246	Criminalist 2	6	2397.13 3837.83	2511.06 4033.18	2629.03 4216.29	2751.13 4411.69	2889.55 4611.10	3023.89 4830.82	3178.52 5058.66	3333.20 5290.79	3491.83 5543.00	3658.83 5803.52
004248	Mdpd Criminalist Supervisor(+)	6	2629.03 4216.29	2751.13 4411.69	2889.55 4611.10	3023.89 4830.82	3178.52 5058.66	3333.20 5290.79	3491.83 5543.00	3658.83 5803.52	3837.83 6064.70	4033.18 6337.63
004251	Mdpd Crim Intel & Records Mgr(+)	6	3003.78 4765.58	3149.65 4990.07	3302.96 5229.47	3463.86 5476.28	3624.77 5738.16	3792.98 6011.21	3968.85 6302.97	4148.37 6598.52	4342.93 6920.19	4552.42 7256.91

MIAMI DADE COUNTY
 FY 2023-2024 PAY PLAN EFFECTIVE 2023-10-02

JOB CODE NUMBER	JOB TITLE		01	02	03	04	05	06	07	08	09	10
			11	12	13	14	15	16	17	18	19	20
004252	Mdpd Intelligence Analyst(+)	6	1941.86 3124.82	2031.32 3276.57	2132.50 3436.07	2241.43 3603.46	2350.40 3770.83	2459.42 3945.82	2580.02 4128.79	2712.35 4315.55	2836.95 4517.96	2976.93 4735.89
004253	Mdpd Intelligence Analyst Sup(+)	6	2350.40 3770.83	2459.42 3945.82	2580.02 4128.79	2712.35 4315.55	2836.95 4517.96	2976.93 4735.89	3124.82 4957.63	3276.57 5191.18	3436.07 5440.22	3603.46 5696.98
004254	Chief Scientific Officer(+)		MIN 5125.22		MIN2 5637.75		MAX 7853.89		PAY GRADE..G92			
004255	MDPD Fusion Center Manager(+)		MIN 3240.03		MIN2 3564.00		MAX 5274.07		PAY GRADE..G06			
004256	Police Legal Advisor(+)		MIN 3240.03		MIN2 3564.00		MAX 5274.07		PAY GRADE..G06			
004257	Police Legal Advisor Sup(+)		MIN 3478.47		MIN2 3826.34		MAX 5704.02		PAY GRADE..G07			
004258	Police Legal Advisor Manager(+)		MIN 3740.26		MIN2 4114.28		MAX 6174.28		PAY GRADE..G08			
004259	Police Chaplain Coordinator(+)	6	2241.43 3603.46	2350.40 3770.83	2459.42 3945.82	2580.02 4128.79	2712.35 4315.55	2836.95 4517.96	2976.93 4735.89	3124.82 4957.63	3276.57 5191.18	3436.07 5440.22
004260	Comm,Mdpd Inform Services(+)		MIN 4754.15		MIN2 5229.55		MAX 7235.87		PAY GRADE..G90			
004261	Commander, Police Legal Bureau(+)		MIN 4754.15		MIN2 5229.55		MAX 7235.87		PAY GRADE..G90			
004262	Mdpd Gov Aff Lgl Research Anl(+)		MIN 2838.32		MIN2 3320.85		MAX 4884.34		PAY GRADE..G05			

MIAMI DADE COUNTY
 FY 2023-2024 PAY PLAN EFFECTIVE 2023-10-02

JOB CODE NUMBER	JOB TITLE										
		01	02	03	04	05	06	07	08	09	10
		←-----									
		11	12	13	14	15	16	17	18	19	20
004264	Sr Police Bureau Commander(+)	MIN 3740.26		MIN2 4114.28		MAX 6174.28		PAY GRADE..G08			
004265	Executive Sr Bureau Commander(+)	MIN 4754.15		MIN2 5229.55		MAX 7235.87		PAY GRADE..G90			
004266	Police Psychologist Supervisor(+)	MIN 3478.47		MIN2 3826.34		MAX 5704.02		PAY GRADE..G07			
004267	Police Psychologist(+)	MIN 2838.32		MIN2 3320.85		MAX 4884.34		PAY GRADE..G05			
004268	MDPD Cmty Mental Health Mgr(+)	MIN 3478.47		MIN2 3826.34		MAX 5704.02		PAY GRADE..G07			
004269	Mdpd Forensic Artist	6 2031.32	2132.50	2241.43	2350.40	2459.42	2580.02	2712.35	2836.95	2976.93	3124.82
		3276.57	3436.07	3603.46	3770.83	3945.82	4128.79	4315.55	4517.96	4735.89	4957.63
004270	Mdpd Photographer	6 1688.89	1770.65	1852.37	1941.86	2031.32	2132.50	2241.43	2350.40	2459.42	2580.02
		2712.35	2836.95	2976.93	3124.82	3276.57	3436.07	3603.46	3770.83	3945.82	4128.79
004271	Photographic Supervisor	6 1852.37	1941.86	2031.32	2132.50	2241.43	2350.40	2459.42	2580.02	2712.35	2836.95
		2976.93	3124.82	3276.57	3436.07	3603.46	3770.83	3945.82	4128.79	4315.55	4517.96
004272	Police Mental Health Manager(+)	MIN 3740.26		MIN2 4114.28		MAX 6174.28		PAY GRADE..G08			
004276	Mgr, Mdpd Human Resources Sect(+)	MIN 3240.03		MIN2 3564.00		MAX 5274.07		PAY GRADE..G06			
004277	Manager, Mdpd Crime Lab (+)	MIN 2866.70		MIN2 3354.06		MAX 4933.18		PAY GRADE..G05			

MIAMI DADE COUNTY
 FY 2023-2024 PAY PLAN EFFECTIVE 2023-10-02

JOB CODE NUMBER	JOB TITLE										
		01	02	03	04	05	06	07	08	09	10
		←									→
		11	12	13	14	15	16	17	18	19	20
004282	Police Counselor Supervisor(+)	MIN 2838.32		MIN2 3320.85		MAX 4884.34		PAY GRADE..G05			
004283	Police Counselor(+)	MIN 2502.21		MIN2 2927.61		MAX 4241.04		PAY GRADE..G03			
004284	Executive Ast Department Dir(+)	MIN 3240.03		MIN2 3564.00		MAX 5274.07		PAY GRADE..G06			
004285	Cf,Mdpd Executive Ops Division(+)	MIN 5125.22		MIN2 5637.75		MAX 7853.89		PAY GRADE..G92			
004286	Mdpd Executive Officer (+)	MIN 4013.69		MIN2 4415.05		MAX 6671.50		PAY GRADE..G09			
004287	Police Division Chief (+)	MIN 5125.22		MIN2 5637.75		MAX 7853.89		PAY GRADE..G92			
004290	Ast Dir Mdpd(+)	MIN 5019.99		MIN2 5522.02		MAX 8525.75		PAY GRADE..G12			
004297	Dep Dir Miami Dade Police Dept(+)	MIN 5020.00		MIN2 5522.02		MAX 13640.25		PAY GRADE..E02			
004298	Director Md Police Department(+)	MIN 5409.68		MIN2 5950.66		MAX 15309.84		PAY GRADE..E01			
004299	Sr Advisor For Public Safety(+)	MIN 5019.99		MIN2 5522.02		MAX 8525.75		PAY GRADE..G12			
004301	Public Service Aide	6 1368.58	1437.77	1506.45	1576.00	1643.22	1718.35	1793.33	1876.33	1961.67	2055.25
		2156.95	2262.87	2368.69	2478.50	2596.57	2714.55	2853.01	2987.30	3131.65	3288.41

MIAMI DADE COUNTY
FY 2023-2024 PAY PLAN EFFECTIVE 2023-10-02

JOB CODE NUMBER	JOB TITLE	←----->										
		01	02	03	04	05	06	07	08	09	10	
		11	12	13	14	15	16	17	18	19	20	
004302	Mdpd School Crossing Guard			\$15.00,	\$15.59,	\$16.27,	\$16.91,	\$17.65,	\$18.39,	\$19.18	FLAT HOURLY RATE	
004306	Police Prop Evidence Spec 1	6	1338.90 2124.41	1395.93 2230.31	1465.07 2344.14	1534.33 2458.19	1615.67 2572.17	1684.93 2698.30	1766.24 2836.60	1851.76 2966.85	1937.23 3113.39	2030.84 3268.00
004307	Police Prop Evidence Spec 2	6	1544.91 2459.42	1611.06 2580.02	1688.89 2712.35	1770.65 2836.95	1852.37 2976.93	1941.86 3124.82	2031.32 3276.57	2132.50 3436.07	2241.43 3603.46	2350.40 3770.83
004308	Mdpd Court Support Spec 1	6	1424.45 2262.87	1493.65 2368.69	1566.84 2478.50	1636.05 2596.57	1713.43 2714.55	1790.71 2853.01	1876.16 2987.30	1961.67 3137.80	2055.25 3288.41	2156.95 3447.14
004309	Mdpd Court Support Spec 2	3	1876.16 2987.30	1961.67 3137.80	2055.25 3288.41	2156.95 3447.14	2262.87 3614.11	2368.69 3785.01	2478.50 3980.26	2596.57 4163.40	2714.55 4354.69	2853.01 4550.00
004312	Police Records Specialist 1	6	1236.00 1880.37	1284.67 1969.52	1341.37 2050.55	1394.10 2143.76	1454.90 2249.19	1515.57 2346.38	1580.52 2455.86	1657.45 2569.29	1726.42 2686.82	1803.31 2808.39
004313	Mdpd Digital Evidence Spec 1	6	1417.85 2161.44	1479.49 2253.94	1541.20 2354.18	1606.65 2461.99	1676.00 2573.70	1749.26 2689.30	1822.42 2808.86	1899.50 2947.46	1980.33 3093.89	2065.15 3244.14
004314	Mdpd Digital Evidence Spec 2	6	1541.20 2354.18	1606.65 2461.99	1676.00 2573.70	1749.26 2689.30	1822.42 2808.86	1899.50 2935.87	1980.33 3074.59	2065.15 3213.00	2161.44 3341.48	2253.94 3475.18
004315	Mdpd Digital Evidence Supv(+)	6	1749.26 2689.30	1822.42 2808.86	1899.50 2935.87	1980.33 3074.59	2065.15 3213.00	2161.44 3341.48	2253.94 3475.16	2354.18 3631.53	2461.99 3794.97	2573.70 3965.73
004319	Mdpd Warrants Tech	6	1294.03 1918.49	1346.94 2000.14	1395.94 2085.80	1445.11 2183.05	1505.53 2276.48	1566.08 2377.72	1630.25 2486.62	1698.24 2599.44	1770.12 2716.19	1841.84 2836.95

MIAMI DADE COUNTY
 FY 2023-2024 PAY PLAN EFFECTIVE 2023-10-02

JOB CODE NUMBER	JOB TITLE		←-----									
			01	02	03	04	05	06	07	08	09	10
			11	12	13	14	15	16	17	18	19	20
004321	Police Records Tech 1	6	1294.03 1918.49	1346.94 2000.14	1395.94 2085.80	1445.11 2183.05	1505.53 2276.48	1566.08 2377.72	1630.25 2486.62	1698.24 2599.44	1770.12 2716.19	1841.84 2836.95
004322	Police Records Tech 2	6	1432.02 2183.05	1494.29 2276.48	1556.62 2377.72	1622.71 2486.62	1692.76 2599.44	1766.75 2716.19	1840.65 2836.95	1918.49 2976.93	2000.14 3124.82	2085.80 3276.57
004323	Police Records Tech 3	6	1556.62 2377.72	1622.71 2486.62	1692.76 2599.44	1766.75 2716.19	1840.65 2836.95	1918.49 2965.23	2000.14 3105.34	2085.80 3245.14	2183.05 3374.91	2276.48 3509.93
004324	Police Records Tech Sup (+)	6	1766.75 2716.19	1840.65 2836.95	1918.49 2965.23	2000.14 3105.34	2085.80 3245.14	2183.05 3374.91	2276.48 3509.91	2377.72 3667.85	2486.62 3832.93	2599.44 4005.38
004326	Mdpd Crossing Guard Sup	6	1236.00 1880.37	1284.67 1969.52	1341.37 2050.55	1394.10 2143.76	1454.90 2249.19	1515.57 2346.38	1580.52 2455.86	1657.45 2569.29	1726.42 2686.82	1803.31 2808.39
004328	School Crossing Guard Coor	6	1455.33 2253.11	1517.69 2358.24	1591.57 2467.17	1657.80 2580.02	1731.64 2696.76	1805.62 2825.11	1891.23 2961.41	1969.04 3097.58	2058.55 3241.50	2159.79 3393.37
004329	Sch Crossing Guard Prog Admin(+)	6	2435.07 3906.75	2554.46 4087.92	2685.50 4272.82	2808.86 4473.23	2947.46 4688.99	3093.89 4908.54	3244.14 5139.77	3402.05 5386.35	3567.78 5640.57	3733.50 5910.32
004330	Police Admin Coordinator	6	1564.13 2504.87	1639.69 2633.36	1719.08 2754.33	1798.41 2890.22	1885.30 3033.81	1972.16 3181.14	2070.39 3335.98	2176.16 3498.50	2281.95 3661.02	2387.77 3830.90
004332	Mdpd Investigative Spec	6	1618.94 2580.02	1694.50 2712.35	1773.90 2836.95	1853.20 2976.93	1941.86 3124.82	2031.32 3276.57	2132.50 3436.07	2241.43 3603.46	2350.40 3770.83	2459.42 3945.82

MIAMI DADE COUNTY
FY 2023-2024 PAY PLAN EFFECTIVE 2023-10-02

JOB CODE NUMBER	JOB TITLE		01	02	03	04	05	06	07	08	09	10
			11	12	13	14	15	16	17	18	19	20
004334	Police Station Specialist	6	1395.94 2085.80	1445.11 2183.05	1505.53 2276.48	1566.08 2377.72	1630.25 2486.62	1698.24 2599.44	1770.12 2716.19	1841.84 2836.95	1918.49 2965.23	2000.14 3105.34
004335	Police Crime Scene Technician	6	1756.16 2808.58	1834.66 2947.15	1922.44 3093.59	2011.01 3243.80	2111.18 3401.70	2219.02 3567.40	2326.90 3733.14	2434.82 3906.37	2554.22 4087.52	2685.22 4272.39
004336	Police Crime Analysis Spec	6	1618.94 2580.02	1694.50 2712.35	1773.90 2836.95	1853.20 2976.93	1941.86 3124.82	2031.32 3276.57	2132.50 3436.07	2241.43 3603.46	2350.40 3770.83	2459.42 3945.82
004341	Mdpd Community Education Spec	6	1467.11 2350.40	1544.91 2459.42	1611.06 2580.02	1688.89 2712.35	1770.65 2836.95	1852.37 2976.93	1941.86 3124.82	2031.32 3276.57	2132.50 3436.07	2241.43 3603.46
004342	Mdpd Real Time Crime Ctr Spec	6	1756.34 2808.86	1834.85 2947.46	1922.64 3093.89	2011.21 3244.14	2111.40 3402.05	2219.25 3567.78	2327.13 3733.50	2435.07 3906.75	2554.46 4087.92	2685.50 4272.82
004345	Mdpd Information Compl Officer(+)		MIN 2918.65		MIN2 3533.38		MAX 4882.80		PAY GRADE..GIG			
004348	Police Computerized Rpt Spec 2	6	1432.02 2183.05	1494.29 2276.48	1556.62 2377.72	1622.71 2486.62	1692.76 2599.44	1766.75 2716.19	1840.65 2836.95	1918.49 2976.93	2000.14 3124.82	2085.80 3276.57
004349	Police Computerized Rpt Spec 3	6	1556.62 2377.72	1622.71 2486.62	1692.76 2599.44	1766.75 2716.19	1840.65 2836.95	1918.49 2965.23	2000.14 3105.34	2085.80 3245.14	2183.05 3374.91	2276.48 3509.93
004351	Division Dir Jsd Operations(+)		MIN 4013.69		MIN2 4415.05		MAX 6671.50		PAY GRADE..G09			
004359	Mdpd Business Mgmt Officer(+)	6	2176.16 3498.50	2281.95 3661.02	2387.77 3830.90	2504.87 4008.53	2633.36 4189.84	2754.33 4386.37	2890.22 4597.95	3033.81 4813.24	3181.14 5039.98	3335.98 5281.77

MIAMI DADE COUNTY
 FY 2023-2024 PAY PLAN EFFECTIVE 2023-10-02

JOB CODE NUMBER	JOB TITLE		01	02	03	04	05	06	07	08	09	10
			←-----									
			11	12	13	14	15	16	17	18	19	20
004361	Police Financial Investigator(+)	6	2350.40 3770.83	2459.42 3945.82	2580.02 4128.79	2712.35 4315.55	2836.95 4517.96	2976.93 4735.89	3124.82 4957.63	3276.57 5191.18	3436.07 5440.22	3603.46 5696.98
004362	Mdpd Mail Center Supervisor	6	1455.33 2253.11	1517.69 2358.24	1591.57 2467.17	1657.80 2580.02	1731.64 2696.76	1805.62 2825.11	1891.23 2961.41	1969.04 3097.58	2058.55 3241.50	2159.79 3393.37
004368	Mdpd Tv Producer(+)	6	2241.43 3603.46	2350.40 3770.83	2459.42 3945.82	2580.02 4128.79	2712.35 4315.55	2836.95 4517.96	2976.93 4735.89	3124.82 4957.63	3276.57 5191.18	3436.07 5440.22
004369	Mdpd Tv Producer Supervisor(+)	6	2459.42 3945.82	2580.02 4128.79	2712.35 4315.55	2836.95 4517.96	2976.93 4735.89	3124.82 4957.63	3276.57 5191.18	3436.07 5440.22	3603.46 5696.98	3770.83 5969.42
004371	Mdpd Fleet Management Manager(+)		MIN 2838.32		MIN2 3320.85		MAX 4884.34		PAY GRADE..G05			
004372	Mdpd Wellness Program Speciali(+)	6	1440.93 2230.80	1502.67 2334.89	1575.81 2442.74	1641.38 2554.46	1714.49 2670.05	1787.74 2797.14	1872.51 2932.09	1949.54 3066.92	2038.17 3209.42	2138.40 3359.77
004373	Mdpd Asset Forfeiture Manager(+)	6	2716.40 4322.08	2848.73 4529.92	2988.38 4741.45	3135.78 4960.59	3286.94 5194.84	3445.63 5444.22	3604.33 5697.28	3770.46 5965.57	3948.10 6249.54	4133.18 6562.05
004374	Mdpd Wellness Prog Fac Mgr(+)	6	2241.43 3603.46	2350.40 3770.83	2459.42 3945.82	2580.02 4128.79	2712.35 4315.55	2836.95 4517.96	2976.93 4735.89	3124.82 4957.63	3276.57 5191.18	3436.07 5440.22
004375	Mdpd Bldg Management Sup (+)	6	2918.61 4650.27	3062.56 4868.14	3218.22 5097.75	3366.07 5346.86	3533.38 5595.86	3704.63 5864.40	3879.69 6140.61	4058.65 6432.34	4245.50 6737.85	4447.86 7057.91
004380	Police Dispatcher	6	1636.05 2596.57	1713.43 2714.55	1790.71 2853.01	1876.16 2987.30	1961.67 3137.80	2055.25 3288.41	2156.95 3447.14	2262.87 3614.11	2368.69 3785.01	2478.50 3980.26

MIAMI DADE COUNTY
FY 2023-2024 PAY PLAN EFFECTIVE 2023-10-02

JOB CODE NUMBER	JOB TITLE		01	02	03	04	05	06	07	08	09	10
			11	12	13	14	15	16	17	18	19	20
004381	Police Dispatch Supervisor 1	6	1790.71 2853.01	1876.16 2987.30	1961.67 3137.80	2055.25 3288.41	2156.95 3447.14	2262.87 3614.11	2368.69 3785.01	2478.50 3980.26	2596.57 4163.40	2714.55 4350.77
004382	Police Dispatch Supervisor 2(+)	6	2055.25 3288.41	2156.95 3447.14	2262.87 3614.11	2368.69 3785.01	2478.50 3980.26	2596.57 4163.40	2714.55 4354.69	2853.01 4550.00	2987.30 4765.77	3137.80 4989.57
004383	Mcpd 911 Communication Mgr(+)		MIN 3478.47		MIN2 3826.34		MAX 5704.02		PAY GRADE..G07			
004384	Police Complaint Officer	6	1636.05 2596.57	1713.43 2714.55	1790.71 2853.01	1876.16 2987.30	1961.67 3137.80	2055.25 3288.41	2156.95 3447.14	2262.87 3614.11	2368.69 3785.01	2478.50 3980.26
004385	Police Complaint Sup 1	6	1790.71 2853.01	1876.16 2987.30	1961.67 3137.80	2055.25 3288.41	2156.95 3447.14	2262.87 3614.11	2368.69 3785.01	2478.50 3980.26	2596.57 4163.40	2714.55 4350.77
004386	Police Complaint Sup 2 (+)	6	2055.25 3288.41	2156.95 3447.14	2262.87 3614.11	2368.69 3785.01	2478.50 3980.26	2596.57 4163.40	2714.55 4354.69	2853.01 4550.00	2987.30 4765.77	3137.80 4989.57
004387	Police Communications Coor(+)	6	2391.85 3836.75	2508.34 4015.72	2630.51 4198.84	2758.61 4394.06	2896.83 4605.68	3039.28 4821.40	3185.79 5049.18	3340.39 5289.23	3503.05 5541.42	3665.80 5805.95
004390	Dir Juvenile Services Dept(+)		MIN 5409.68		MIN2 5950.66		MAX 15309.84		PAY GRADE..E01			
004392	Juvenile Support Clerk	6	1236.00 1880.37	1284.67 1969.52	1341.37 2050.55	1394.10 2143.76	1454.90 2249.19	1515.57 2346.38	1580.52 2455.86	1657.45 2569.29	1726.42 2686.82	1803.31 2808.39
004393	Juvenile Support Specialist 1	6	1296.55 1993.79	1353.08 2091.90	1409.60 2182.27	1469.93 2284.09	1541.60 2389.54	1605.66 2498.88	1677.21 2611.96	1748.80 2736.36	1831.73 2868.19	1907.13 3000.16

MIAMI DADE COUNTY
 FY 2023-2024 PAY PLAN EFFECTIVE 2023-10-02

JOB CODE NUMBER	JOB TITLE		←-----										→
			01	02	03	04	05	06	07	08	09	10	
			11	12	13	14	15	16	17	18	19	20	
004395	Juvenile Support Specialist 2(+)	6	1410.27 2259.36	1485.05 2364.13	1548.64 2480.06	1623.46 2607.28	1702.06 2727.06	1780.60 2861.61	1866.64 3003.78	1952.63 3149.65	2049.90 3302.96	2154.62 3463.86	
004396	Juvenile Assessment Cnsr	6	1544.91 2459.42	1611.06 2580.02	1688.89 2712.35	1770.65 2836.95	1852.37 2976.93	1941.86 3124.82	2031.32 3276.57	2132.50 3436.07	2241.43 3603.46	2350.40 3770.83	
004397	Juvenile Assessment Cnsr Sup 1(+)	6	2031.32 3276.57	2132.50 3436.07	2241.43 3603.46	2350.40 3770.83	2459.42 3945.82	2580.02 4128.79	2712.35 4315.55	2836.95 4517.96	2976.93 4735.89	3124.82 4957.63	
004398	Juvenile Assessment Cnsr Sup 2(+)	6	2241.43 3603.46	2350.40 3770.83	2459.42 3945.82	2580.02 4128.79	2712.35 4315.55	2836.95 4517.96	2976.93 4735.89	3124.82 4957.63	3276.57 5191.18	3436.07 5440.22	
004399	Juvenile Assessment Sup (+)	6	1852.37 2976.93	1941.86 3124.82	2031.32 3276.57	2132.50 3436.07	2241.43 3603.46	2350.40 3770.83	2459.42 3945.82	2580.02 4128.79	2712.35 4315.55	2836.95 4517.96	
004400	Div Dir, Jsd Admtv Spt & Res(+)		MIN 3740.26		MIN2 4114.28		MAX 6174.28		PAY GRADE...G08				
004402	Jsd Civil Citation Specialist	6	1470.03 2275.87	1533.02 2382.05	1607.62 2492.07	1674.52 2606.05	1749.10 2723.98	1823.85 2853.64	1910.33 2991.33	1988.91 3128.86	2079.34 3274.24	2181.58 3427.62	
004403	Jsd Prevention Coordinator	6	1852.37 2976.93	1941.86 3124.82	2031.32 3276.57	2132.50 3436.07	2241.43 3603.46	2350.40 3770.83	2459.42 3945.82	2580.02 4128.79	2712.35 4315.55	2836.95 4517.96	
004404	Jsd Community Initiative Mgr(+)		MIN 3240.03		MIN2 3564.00		MAX 5274.07		PAY GRADE...G06				
004405	Jsd Grant & Fiscal Coordinator(+)	6	2241.43 3603.46	2350.40 3770.83	2459.42 3945.82	2580.02 4128.79	2712.35 4315.55	2836.95 4517.96	2976.93 4735.89	3124.82 4957.63	3276.57 5191.18	3436.07 5440.22	

MIAMI DADE COUNTY
 FY 2023-2024 PAY PLAN EFFECTIVE 2023-10-02

JOB CODE NUMBER	JOB TITLE	←-----									
		01	02	03	04	05	06	07	08	09	10
		11	12	13	14	15	16	17	18	19	20
004409	Jsd Fiscal & Hr Manager (+)	MIN 2652.39		MIN2 3103.32		MAX 4528.27		PAY GRADE..G04			
004410	Mgr Jsd Care Cust & Diversion(+)	MIN 3240.03		MIN2 3564.00		MAX 5274.07		PAY GRADE..G06			
004411	Jsd Fiscal Resources Manager(+)	MIN 3240.03		MIN2 3564.00		MAX 5274.07		PAY GRADE..G06			
004412	Jsd Statistics & Research Spec(+)	6 2241.43 3603.46	2350.40 3770.83	2459.42 3945.82	2580.02 4128.79	2712.35 4315.55	2836.95 4517.96	2976.93 4735.89	3124.82 4957.63	3276.57 5191.18	3436.07 5440.22
004413	JSD Engagement & Outreach Sup(+)	6 2031.32 3276.57	2132.50 3436.07	2241.43 3603.46	2350.40 3770.83	2459.42 3945.82	2580.02 4128.79	2712.35 4315.55	2836.95 4517.96	2976.93 4735.89	3124.82 4957.63
004430	Mdfr Prog&Staff Analyst 1(+)	6 2176.16 3498.50	2281.95 3661.02	2387.77 3830.90	2504.87 4008.53	2633.36 4189.84	2754.33 4386.37	2890.22 4597.95	3033.81 4813.24	3181.14 5039.98	3335.98 5281.77
004431	Mdfr Prog&Staff Analyst 2(+)	6 2387.77 3830.90	2504.87 4008.53	2633.36 4189.84	2754.33 4386.37	2890.22 4597.95	3033.81 4813.24	3181.14 5039.98	3335.98 5281.77	3498.50 5531.05	3661.02 5795.55
004502	Correctional Officer	6 1713.43 2834.54	1790.71 2978.23	1876.16 3117.52	1961.67 3273.95	2055.25 3430.13	2258.54 3595.00	2367.62 3756.77	2475.77 3925.83	2589.54 4102.51	2712.14 4287.13
004503	Correctional Corporal	6 1876.16 3121.16	1961.67 3277.46	2055.25 3433.87	2156.95 3598.49	2262.87 3771.70	2368.69 3949.23	2478.50 4151.98	2719.00 4342.11	2840.39 4537.50	2981.83 4741.68
004504	Correctional Sergeant	3 2511.06 4161.72	2629.03 4347.59	2751.13 4552.61	2889.55 4764.84	3145.43 4987.94	3298.28 5223.45	3455.22 5471.41	3620.48 5727.49	3785.73 5985.25	3967.56 6254.57

MIAMI DADE COUNTY
 FY 2023-2024 PAY PLAN EFFECTIVE 2023-10-02

JOB CODE NUMBER	JOB TITLE		01	02	03	04	05	06	07	08	09	10
			11	12	13	14	15	16	17	18	19	20
004505	Correctional Lieutenant (+)	3	3028.64 4804.33	3174.55 5031.34	3328.58 5270.58	3490.73 5521.91	3652.90 5785.44	3823.24 6061.16	4001.52 6353.07	4184.02 6653.12	4378.62 6952.51	4589.50 7265.37
004506	Correctional Captain(+)		MIN 4114.28		MIN2 4525.72		MAX 6174.27		PAY GRADE..G89			
004507	Neighborhood Safety Manager(+)		MIN 4013.69		MIN2 4415.05		MAX 6671.50		PAY GRADE..G09			
004508	C&R Inmate Telephone Sys Admin(+)	6	2712.35 4315.55	2836.95 4517.96	2976.93 4735.89	3124.82 4957.63	3276.57 5191.18	3436.07 5440.22	3603.46 5696.98	3770.83 5971.67	3945.82 6253.46	4128.89 6556.99
004509	C&R Cook 1	3	1478.49 2329.14	1539.42 2446.67	1615.62 2564.28	1687.90 2689.75	1764.03 2819.10	1851.62 2956.39	1933.02 3101.55	2027.13 3254.42	2125.12 3411.13	2227.09 3575.94
004510	C&R Cook 2	6	1544.91 2459.42	1611.06 2580.02	1688.89 2712.35	1770.65 2836.95	1852.37 2976.93	1941.86 3124.82	2031.32 3276.57	2132.50 3436.07	2241.43 3603.46	2350.40 3770.83
004515	Correctional Prop Custodian	6	1303.41 1933.02	1356.65 2015.32	1406.17 2101.73	1455.65 2199.65	1516.57 2293.71	1577.47 2395.73	1642.23 2505.48	1710.75 2619.15	1783.11 2736.84	1855.41 2858.29
004516	C&R Property Room Sup	6	1544.91 2459.42	1611.06 2580.02	1688.89 2712.35	1770.65 2836.95	1852.37 2976.93	1941.86 3124.82	2031.32 3276.57	2132.50 3436.07	2241.43 3603.46	2350.40 3770.83
004517	Release and Reentry Coord(+)	6	2607.28 4148.37	2727.06 4342.93	2861.61 4552.42	3003.78 4765.58	3149.65 4990.07	3302.96 5229.47	3463.86 5476.28	3624.77 5738.16	3792.98 6011.21	3968.85 6302.97
004519	Correctional Aide	6	1236.00 1880.37	1284.67 1969.52	1341.37 2050.55	1394.10 2143.76	1454.90 2249.19	1515.57 2346.38	1580.52 2455.86	1657.45 2569.29	1726.42 2686.82	1803.31 2808.39

MIAMI DADE COUNTY
FY 2023-2024 PAY PLAN EFFECTIVE 2023-10-02

JOB CODE NUMBER	JOB TITLE		←-----									
			01	02	03	04	05	06	07	08	09	10
			11	12	13	14	15	16	17	18	19	20
004520	Corrections Technician	6	1294.03 1918.49	1346.94 2000.14	1395.94 2085.80	1445.11 2183.05	1505.53 2276.48	1566.08 2377.72	1630.25 2486.62	1698.24 2599.44	1770.12 2716.19	1841.84 2836.95
004522	C&R Inmate Svc Tech	6	1280.30 2031.32	1334.78 2132.50	1400.85 2241.43	1467.11 2350.40	1544.91 2459.42	1611.06 2580.02	1688.89 2712.35	1770.65 2836.95	1852.37 2976.93	1941.86 3124.82
004523	Correctional Counselor 1 (+)	6	1611.06 2580.02	1688.89 2712.35	1770.65 2836.95	1852.37 2976.93	1941.86 3124.82	2031.32 3276.57	2132.50 3436.07	2241.43 3603.46	2350.40 3770.83	2459.42 3945.82
004524	Correctional Counselor 2 (+)	6	1941.86 3124.82	2031.32 3276.57	2132.50 3436.07	2241.43 3603.46	2350.40 3770.83	2459.42 3945.82	2580.02 4128.79	2712.35 4315.55	2836.95 4517.96	2976.93 4735.89
004526	C&R Commissary Specialist	6	1350.71 2132.50	1414.86 2241.43	1479.16 2350.40	1554.69 2459.42	1618.94 2580.02	1694.50 2712.35	1773.90 2836.95	1853.20 2976.93	1941.86 3124.82	2031.32 3276.57
004527	C&R Chaplain&Ministries Coor(+)	6	2241.43 3603.46	2350.40 3770.83	2459.42 3945.82	2580.02 4128.79	2712.35 4315.55	2836.95 4517.96	2976.93 4735.89	3124.82 4957.63	3276.57 5191.18	3436.07 5440.22
004528	C&R Commissary Supervisor(+)	6	1852.37 2976.93	1941.86 3124.82	2031.32 3276.57	2132.50 3436.07	2241.43 3603.46	2350.40 3770.83	2459.42 3945.82	2580.02 4128.79	2712.35 4315.55	2836.95 4517.96
004529	C&R Food Services Sup 1	6	1435.85 2218.07	1494.29 2319.31	1564.33 2428.21	1634.37 2541.12	1704.47 2653.96	1778.38 2778.53	1856.21 2906.86	1941.86 3037.68	2027.48 3174.36	2120.82 3317.21
004530	C&R Food Services Sup 2 (+)	6	1852.37 2976.93	1941.86 3124.82	2031.32 3276.57	2132.50 3436.07	2241.43 3603.46	2350.40 3770.83	2459.42 3945.82	2580.02 4128.79	2712.35 4315.55	2836.95 4517.96
004531	C&R Food Service Supervisor 3(+)	6	2241.43 3603.46	2350.40 3770.83	2459.42 3945.82	2580.02 4128.79	2712.35 4315.55	2836.95 4517.96	2976.93 4735.89	3124.82 4957.63	3276.57 5191.18	3436.07 5440.22

MIAMI DADE COUNTY
FY 2023-2024 PAY PLAN EFFECTIVE 2023-10-02

JOB CODE NUMBER	JOB TITLE		←-----									
			01	02	03	04	05	06	07	08	09	10
			11	12	13	14	15	16	17	18	19	20
004532	C & R Food Services Manager(+)	6	2607.28 4148.37	2727.06 4342.93	2861.61 4552.42	3003.78 4765.58	3149.65 4990.07	3302.96 5229.47	3463.86 5476.28	3624.77 5738.16	3792.98 6011.21	3968.85 6302.97
004533	C&R Intelligence Analyst (+)	6	1941.86 3124.82	2031.32 3276.57	2132.50 3436.07	2241.43 3603.46	2350.40 3770.83	2459.42 3945.82	2580.02 4128.79	2712.35 4315.55	2836.95 4517.96	2976.93 4735.89
004535	C&R Investigations Spec 1	6	1618.94 2580.02	1694.50 2712.35	1773.90 2836.95	1853.20 2976.93	1941.86 3124.82	2031.32 3276.57	2132.50 3436.07	2241.43 3603.46	2350.40 3770.83	2459.42 3945.82
004536	C&R Investigations Spec 2(+)	6	1852.37 2976.93	1941.86 3124.82	2031.32 3276.57	2132.50 3436.07	2241.43 3603.46	2350.40 3770.83	2459.42 3945.82	2580.02 4128.79	2712.35 4315.55	2836.95 4517.96
004540	C&R Pre-Trial Svc Tech	6	1297.81 2031.32	1350.71 2132.50	1414.86 2241.43	1479.16 2350.40	1554.69 2459.42	1618.94 2580.02	1694.50 2712.35	1773.90 2836.95	1853.20 2976.93	1941.86 3124.82
004541	C&R Pre-Trial Svc Officer 1(+)	6	1611.06 2580.02	1688.89 2712.35	1770.65 2836.95	1852.37 2976.93	1941.86 3124.82	2031.32 3276.57	2132.50 3436.07	2241.43 3603.46	2350.40 3770.83	2459.42 3945.82
004542	C&R Pre-Trial Svc Officer 2(+)	6	1941.86 3124.82	2031.32 3276.57	2132.50 3436.07	2241.43 3603.46	2350.40 3770.83	2459.42 3945.82	2580.02 4128.79	2712.35 4315.55	2836.95 4517.96	2976.93 4735.89
004545	C&R Laundry Specialist	6	1236.00 1880.37	1284.67 1969.52	1341.37 2050.55	1394.10 2143.76	1454.90 2249.19	1515.57 2346.38	1580.52 2455.86	1657.45 2569.29	1726.42 2686.82	1803.31 2808.39
004549	Corrections Fire Insp Spec	6	1546.61 2580.02	1616.89 2712.35	1690.49 2836.95	1853.20 2976.93	1941.86 3124.82	2031.32 3276.57	2132.50 3436.07	2241.43 3603.46	2350.40 3770.83	2459.42 3945.82

MIAMI DADE COUNTY
FY 2023-2024 PAY PLAN EFFECTIVE 2023-10-02

JOB CODE NUMBER	JOB TITLE		01	02	03	04	05	06	07	08	09	10
			←									→
			11	12	13	14	15	16	17	18	19	20
004550	C&R Inmate Services Admin(+)	6	2387.77 3830.90	2504.87 4008.53	2633.36 4189.84	2754.33 4386.37	2890.22 4597.95	3033.81 4813.24	3181.14 5039.98	3335.98 5281.77	3498.50 5531.05	3661.02 5795.55
004552	C&R Supply Spec	6	1391.94 2101.73	1442.87 2199.65	1505.62 2293.71	1568.35 2395.73	1635.06 2505.48	1705.61 2619.15	1780.17 2736.84	1854.61 2858.29	1933.02 2989.25	2015.32 3121.38
004553	C&R Supply Sup	6	1467.11 2350.40	1544.91 2459.42	1611.06 2580.02	1688.89 2712.35	1770.65 2836.95	1852.37 2976.93	1941.86 3124.82	2031.32 3276.57	2132.50 3436.07	2241.43 3603.46
004555	C&R Inmate Property Mgr (+)	6	2241.43 3603.46	2350.40 3770.83	2459.42 3945.82	2580.02 4128.79	2712.35 4315.55	2836.95 4517.96	2976.93 4735.89	3124.82 4957.63	3276.57 5191.18	3436.07 5440.22
004556	C&R Warehouse Supervisor (+)	6	2241.43 3603.46	2350.40 3770.83	2459.42 3945.82	2580.02 4128.79	2712.35 4315.55	2836.95 4517.96	2976.93 4735.89	3124.82 4957.63	3276.57 5191.18	3436.07 5440.22
004557	C&R Trade Superintendent (+)	6	2350.40 3770.83	2459.42 3945.82	2580.02 4128.79	2712.35 4315.55	2836.95 4517.96	2976.93 4735.89	3124.82 4957.63	3276.57 5191.18	3436.07 5440.22	3603.46 5696.98
004558	C&R Facilities Manager (+)	6	2459.42 3945.82	2580.02 4128.79	2712.35 4315.55	2836.95 4517.96	2976.93 4735.89	3124.82 4957.63	3276.57 5191.18	3436.07 5440.22	3603.46 5696.98	3770.83 5969.42
004559	C&R Facilities Superintendent(+)	6	2797.89 4451.74	2934.19 4665.82	3078.03 4883.69	3229.85 5109.41	3385.55 5350.69	3549.00 5607.55	3712.46 5868.20	3883.57 6144.54	4066.54 6437.03	4257.18 6758.91
004560	C&R Jail Population Mgmt Spec	6	2241.43 3603.46	2350.40 3770.83	2459.42 3945.82	2580.02 4128.79	2712.35 4315.55	2836.95 4517.96	2976.93 4735.89	3124.82 4957.63	3276.57 5191.18	3436.07 5440.22
004561	C&R Human Resources Commander(+)		MIN 3240.03		MIN2 3564.00		MAX 5274.07		PAY GRADE...G06			

MIAMI DADE COUNTY
 FY 2023-2024 PAY PLAN EFFECTIVE 2023-10-02

JOB CODE NUMBER	JOB TITLE		01	02	03	04	05	06	07	08	09	10
			11	12	13	14	15	16	17	18	19	20
004562	C&R Health&Behavioral Svc Cnsr(+)	6	2241.43 3603.46	2350.40 3770.83	2459.42 3945.82	2580.02 4128.79	2712.35 4315.55	2836.95 4517.96	2976.93 4735.89	3124.82 4957.63	3276.57 5191.18	3436.07 5440.22
004563	C&R Data Analyst	6	2607.28 4148.37	2727.06 4342.93	2861.61 4552.42	3003.78 4765.58	3149.65 4990.07	3302.96 5229.47	3463.86 5476.28	3624.77 5738.16	3792.98 6011.21	3968.85 6302.97
004566	C&R Medical Compliance Coor(+)		MIN 2652.39		MIN2 3103.32		MAX 4528.27		PAY GRADE..G04			
004568	Mgr, C&R Perf Improvement(+)		MIN 3240.03		MIN2 3564.00		MAX 5274.07		PAY GRADE..G06			
004610	Paralegal Assistant	6	1780.60 2861.61	1866.64 3003.78	1952.63 3149.65	2049.90 3302.96	2154.62 3463.86	2259.36 3624.77	2364.13 3792.98	2480.06 3968.85	2607.28 4148.37	2727.06 4342.93
004612	C&R Compliance Coordinator(+)		MIN 3478.47		MIN2 3826.34		MAX 5704.02		PAY GRADE..G07			
004613	C&R Public Affairs Manager(+)		MIN 2652.39		MIN2 3103.32		MAX 4528.27		PAY GRADE..G04			
004614	C&R Legal Advisor(+)		MIN 2838.32		MIN2 3320.85		MAX 4884.34		PAY GRADE..G05			
004616	C&R Senior Legal Advisor(+)		MIN 3478.47		MIN2 3826.34		MAX 5704.02		PAY GRADE..G07			
004647	Mdpd Accreditation Specialist(+)	6	1852.37 2976.93	1941.86 3124.82	2031.32 3276.57	2132.50 3436.07	2241.43 3603.46	2350.40 3770.83	2459.42 3945.82	2580.02 4128.79	2712.35 4315.55	2836.95 4517.96

MIAMI DADE COUNTY
 FY 2023-2024 PAY PLAN EFFECTIVE 2023-10-02

JOB CODE NUMBER	JOB TITLE		01	02	03	04	05	06	07	08	09	10
			11	12	13	14	15	16	17	18	19	20
004691	Pre-Trial Services Manager(+)	6	2607.28 4148.37	2727.06 4342.93	2861.61 4552.42	3003.78 4765.58	3149.65 4990.07	3302.96 5229.47	3463.86 5476.28	3624.77 5738.16	3792.98 6011.21	3968.85 6302.97
004692	Corrections Bureau Commander(+)		MIN 3826.34		MIN2 4208.96		MAX 5704.02		PAY GRADE..G88			
004693	Corrections Division Chief(+)		MIN 5125.22		MIN2 5637.75		MAX 7853.89		PAY GRADE..G92			
004694	Ast Dir C&R(+)		MIN 5019.99		MIN2 5522.02		MAX 8525.75		PAY GRADE..G12			
004695	C & R Chief Compliance Officer(+)		MIN 5019.99		MIN2 5522.02		MAX 8525.75		PAY GRADE..G12			
004697	Dep Dir, Mdc Corr&Rehab Dept(+)		MIN 5020.00		MIN2 5522.02		MAX 13640.25		PAY GRADE..E02			
004698	Dir Dept Of Corr & Rehab(+)		MIN 5409.68		MIN2 5950.66		MAX 15309.84		PAY GRADE..E01			
004706	SAO Bailiff	6	1236.00 1880.37	1284.67 1969.52	1341.37 2050.55	1394.10 2143.76	1454.90 2249.19	1515.57 2346.38	1580.52 2455.86	1657.45 2569.29	1726.42 2686.82	1803.31 2808.39
004707	Ja Information Clerk		MIN 1236.00		MIN2 1455.18		MAX 2050.94		PAY GRADE..G01			
004710	Ja Clerk 1	6	810.41 1191.01	844.29 1236.27	878.19 1288.97	915.89 1338.03	942.30 1386.96	983.75 1447.30	1017.72 1507.63	1059.10 1571.73	1096.76 1639.52	1145.82 1711.20
004711	Ja Clerk 2	6	1236.00 1880.37	1284.67 1969.52	1341.37 2050.55	1394.10 2143.76	1454.90 2249.19	1515.57 2346.38	1580.52 2455.86	1657.45 2569.29	1726.42 2686.82	1803.31 2808.39

MIAMI DADE COUNTY
FY 2023-2024 PAY PLAN EFFECTIVE 2023-10-02

JOB CODE NUMBER	JOB TITLE		01	02	03	04	05	06	07	08	09	10
			11	12	13	14	15	16	17	18	19	20
004712	Ja Clerk 3	6	1140.89 1735.67	1185.82 1817.98	1238.15 1892.75	1286.83 1978.82	1342.93 2076.12	1398.97 2165.83	1458.90 2266.88	1529.91 2371.58	1593.56 2480.06	1664.55 2592.27
004713	Ja Clerk 4	6	1398.97 2165.83	1458.90 2266.88	1529.91 2371.58	1593.56 2480.06	1664.55 2592.27	1735.67 2715.67	1817.98 2846.69	1892.75 2977.59	1978.82 3115.95	2076.12 3261.91
004715	Ja Employment Specialist (+)	6	1780.60 2861.61	1866.64 3003.78	1952.63 3149.65	2049.90 3302.96	2154.62 3463.86	2259.36 3624.77	2364.13 3792.98	2480.06 3968.85	2607.28 4148.37	2727.06 4342.93
004718	Ja Senior Personnel Specialist(+)		MIN 2154.62		MIN2 2607.28		MAX 3792.98		PAY GRADE..G20			
004724	Ja Mail Center Clerk		MIN 1236.00		MIN2 1455.18		MAX 2050.94		PAY GRADE..G01			
004725	Ja Communications Service Rep(+)	6	1410.27 2259.36	1485.05 2364.13	1548.64 2480.06	1623.46 2607.28	1702.06 2727.06	1780.60 2861.61	1866.64 3003.78	1952.63 3149.65	2049.90 3302.96	2154.62 3463.86
004730	Ja Secretary	6	1236.27 1858.14	1288.97 1937.25	1338.03 2020.31	1386.96 2114.44	1447.30 2204.85	1507.63 2302.90	1571.73 2408.46	1639.52 2517.68	1711.20 2630.82	1782.77 2747.55
004731	Ja Administrative Secretary		MIN 1338.03		MIN2 1589.59		MAX 2482.34		PAY GRADE..G05			
004732	Ja Senior Executive Secretary		MIN 1702.06		MIN2 2049.90		MAX 3004.70		PAY GRADE..G15			
004738	Ja Legal Secretary 1	6	1283.07 2049.90	1346.60 2154.62	1410.27 2259.36	1485.05 2364.13	1548.64 2480.06	1623.46 2607.28	1702.06 2727.06	1780.60 2861.61	1866.64 3003.78	1952.63 3149.65
004739	Ja Legal Secretary 2		MIN 1548.64		MIN2 1866.64		MAX 2727.06		PAY GRADE..G11			

MIAMI DADE COUNTY
 FY 2023-2024 PAY PLAN EFFECTIVE 2023-10-02

JOB CODE NUMBER	JOB TITLE		01	02	03	04	05	06	07	08	09	10
			←									→
			11	12	13	14	15	16	17	18	19	20
004742	Ja Special Projects Admin 1(+)	6	2364.13 3792.98	2480.06 3968.85	2607.28 4148.37	2727.06 4342.91	2861.61 4552.42	3003.78 4765.58	3149.65 4990.07	3302.96 5229.47	3463.86 5476.28	3624.77 5738.16
004743	Ja Special Projects Admin 2(+)	6	2607.28 4148.37	2727.06 4342.93	2861.61 4552.42	3003.78 4765.58	3149.65 4990.07	3302.96 5229.47	3463.86 5476.28	3624.77 5738.16	3792.98 6011.21	3968.85 6302.97
004746	Ja Administrative Officer 3(+)		MIN 2477.44		MIN2 2898.63		MAX 4199.05		PAY GRADE..G03			
004747	Ja Statistical Analyst (+)		MIN 2160.21		MIN2 2487.83		MAX 3607.85		PAY GRADE..G21			
004757	Ja Clinical Social Worker 1(+)	6	1485.05 2364.13	1548.64 2480.06	1623.46 2607.28	1702.06 2727.06	1780.60 2861.61	1866.64 3003.78	1952.63 3149.65	2049.90 3302.96	2154.62 3463.86	2259.36 3624.77
004758	Ja Clinical Social Worker 2(+)	6	1780.60 2861.61	1866.64 3003.78	1952.63 3149.65	2049.90 3302.96	2154.62 3463.86	2259.36 3624.77	2364.13 3792.98	2480.06 3968.85	2607.28 4148.37	2727.06 4342.93
004759	Ja Sr Clinical Social Worker(+)	6	2011.21 3244.14	2111.40 3402.05	2219.25 3567.78	2327.13 3733.50	2438.29 3906.75	2554.46 4087.92	2685.50 4272.82	2808.86 4473.23	2947.46 4688.99	3093.89 4908.54
004762	JA Communications Engineer(+)		MIN 2313.78		MIN2 2771.81		MAX 3990.61		PAY GRADE..GIJ			
004763	Ja Telecommunications Admin(+)		MIN 2313.78		MIN2 2771.81		MAX 3990.61		PAY GRADE..GIJ			
004764	Ja Computer Technician 1		MIN 1479.16		MIN2 1773.90		MAX 2582.38		PAY GRADE..GIC			

MIAMI DADE COUNTY
 FY 2023-2024 PAY PLAN EFFECTIVE 2023-10-02

JOB CODE NUMBER	JOB TITLE	PAY PLAN EFFECTIVE 2023-10-02									
		01	02	03	04	05	06	07	08	09	10
		11	12	13	14	15	16	17	18	19	20
004765	Ja Computer Technician 2	MIN 1834.85		MIN2 2219.25		MAX 3248.58		PAY GRADE..GID			
004766	Ja Computer Tech Supervisor(+)	MIN 2212.81		MIN2 2647.64		MAX 3823.49		PAY GRADE..GIE			
004767	Ja Network Manager 1(+)	MIN 2534.97		MIN2 2920.89		MAX 4365.68		PAY GRADE..GIF			
004769	Ja Network Manager 2(+)	MIN 2889.71		MIN2 3498.40		MAX 4834.45		PAY GRADE..GIG			
004770	Ja Network Support Sup (+)	MIN 2214.52		MIN2 2678.33		MAX 3901.42		PAY GRADE..G22			
004771	Ja Sys Anl/ Programmer 1(+)	MIN 2313.78		MIN2 2771.81		MAX 3990.61		PAY GRADE..GIJ			
004772	Ja System Analyst/Prog 2(+)	MIN 2534.97		MIN2 2920.89		MAX 4365.68		PAY GRADE..GIF			
004773	Ja Sr Sys Anl Programmer(+)	MIN 2889.71		MIN2 3498.40		MAX 4834.45		PAY GRADE..GIG			
004774	Ja Comp Services Manager(+)	MIN 3366.07		MIN2 4058.65		MAX 5614.21		PAY GRADE..GIK			
004775	Ja Tech Training Spec 2 (+)	6 1834.03 2947.46	1922.64 3093.89	2011.21 3244.14	2111.40 3402.05	2219.25 3567.78	2327.13 3733.50	2435.07 3906.75	2554.46 4087.92	2685.50 4272.82	2808.86 4473.23
004776	Ja Tech Training Spec 3 (+)	6 2219.25 3567.78	2327.13 3733.50	2435.07 3906.75	2554.46 4087.92	2685.50 4272.82	2808.86 4473.24	2947.46 4688.99	3093.89 4908.54	3244.14 5139.77	3402.05 5386.35

MIAMI DADE COUNTY
 FY 2023-2024 PAY PLAN EFFECTIVE 2023-10-02

JOB CODE NUMBER	JOB TITLE	01	02	03	04	05	06	07	08	09	10
		11	12	13	14	15	16	17	18	19	20
004777	Ja Supervised Visitation Spec(+)	MIN 1780.60		MIN2 2154.62		MAX 3149.65		PAY GRADE..G16			
004778	Ja Court Business Analyst(+)	MIN 2534.97		MIN2 3039.74		MAX 4365.68		PAY GRADE..G1F			
004780	Ja Video Production Assistant	MIN 1283.07		MIN2 1548.64		MAX 2259.36		PAY GRADE..G03			
004781	Ja Av Technical Specialist(+)	MIN 1780.60		MIN2 2154.62		MAX 3149.65		PAY GRADE..G16			
004782	Ja Video Communications Spec(+)	MIN 1841.54		MIN2 2154.62		MAX 3292.02		PAY GRADE..G18			
004785	Ja Court Interpreter	MIN 2198.57		MIN2 3105.56		MAX 4012.54		PAY GRADE..G30			
004790	Bailiff	MIN 1236.00		MIN2 1455.18		MAX 2050.94		PAY GRADE..G01			
004791	Chief Bailiff(+)	MIN 1546.58		MIN2 1898.73		MAX 2819.38		PAY GRADE..G10			
004802	Judicial Services Coor 1(+)	MIN 1635.78		MIN2 1967.40		MAX 2883.36		PAY GRADE..G14			
004803	Judicial Services Coor 2(+)	MIN 1780.60		MIN2 2154.62		MAX 3149.65		PAY GRADE..G16			
004813	Mediator 1(+)	MIN 1623.46		MIN2 1952.63		MAX 2861.61		PAY GRADE..G12			
004814	Mediator 2(+)	MIN 2160.21		MIN2 2487.83		MAX 3607.85		PAY GRADE..G21			
004815	Mediator 3(+)	MIN 2477.44		MIN2 2898.63		MAX 4199.05		PAY GRADE..G03			

MIAMI DADE COUNTY
 FY 2023-2024 PAY PLAN EFFECTIVE 2023-10-02

JOB CODE NUMBER	JOB TITLE		01	02	03	04	05	06	07	08	09	10
			←									→
			11	12	13	14	15	16	17	18	19	20
004816	Ja Civil Court Case Mgr (+)	6	1635.78 2627.04	1714.97 2747.55	1794.10 2883.36	1880.74 3026.54	1967.40 3173.54	2065.47 3328.08	2170.98 3490.12	2276.54 3647.18	2382.09 3811.26	2498.88 3982.78
004820	Ja Court Security Monitor		MIN 1236.00		MIN2 1455.18		MAX 2050.94		PAY GRADE..G01			
004821	Ja Court Security Specialist		MIN 1236.00		MIN2 1455.18		MAX 2050.94		PAY GRADE..G01			
004822	Chief Court Security Ofc (+)	6	1398.97 2165.83	1458.90 2266.88	1529.91 2371.58	1593.56 2480.06	1664.55 2592.27	1735.67 2715.67	1817.98 2846.69	1892.75 2977.59	1978.82 3115.95	2076.12 3261.91
004829	Ja Capital Inventory Clerk		MIN 1277.74		MIN2 1486.69		MAX 2060.32		PAY GRADE..G02			
004830	Judicial Support Spec 1		MIN 1236.00		MIN2 1455.18		MAX 2050.94		PAY GRADE..G01			
004831	Judicial Support Spec 2		MIN 1296.55		MIN2 1541.60		MAX 2182.27		PAY GRADE..G04			
004833	Ja Administrative Assistant 2(+)		MIN 1548.64		MIN2 1866.64		MAX 2727.06		PAY GRADE..G11			
004835	Judicial Support Admin 1(+)		MIN 1410.26		MIN2 1702.06		MAX 2480.06		PAY GRADE..G07			
004836	Judicial Support Admin 2(+)		MIN 2160.21		MIN2 2487.83		MAX 3607.85		PAY GRADE..G21			
004837	Judicial Support Admin 3(+)		MIN 2477.44		MIN2 2898.63		MAX 4199.05		PAY GRADE..G25			

MIAMI DADE COUNTY
 FY 2023-2024 PAY PLAN EFFECTIVE 2023-10-02

JOB CODE NUMBER	JOB TITLE	01	02	03	04	05	06	07	08	09	10
		←									→
		11	12	13	14	15	16	17	18	19	20
004838	Senior Judicial Spt Admin(+)	MIN 2838.32		MIN2 3320.85		MAX 4884.34		PAY GRADE..G27			
004842	Court Legal Advisor 1 (+)	MIN 2160.21		MIN2 2527.44		MAX 3607.85		PAY GRADE..G01			
004843	Court Legal Advisor 2 (+)	MIN 2477.44		MIN2 2898.63		MAX 4199.05		PAY GRADE..G03			
004844	Court Legal Advisor 3 (+)	MIN 2838.32		MIN2 3320.85		MAX 4884.34		PAY GRADE..G05			
004845	Senior Court Legal Advisor(+)							SALARY TO BE DETERMINED BY THE CHIEF JUDGE			
004848	Magistrate(+)							SALARY TO BE DETERMINED BY THE CHIEF JUDGE			
004849	Ja Computer Svc Proj Manger(+)	MIN 2534.97		MIN2 2920.89		MAX 4365.68		PAY GRADE..GIF			
004850	Ja Media Relations Spec (+)	MIN 1841.54		MIN2 2154.62		MAX 3292.02		PAY GRADE..G00			
004855	Ja Budget Analyst 3(+)	MIN 2838.32		MIN2 3320.85		MAX 4884.34		PAY GRADE..G05			
004860	Manager,Ja Financial Reporting(+)	MIN 3240.03		MIN2 3564.00		MAX 5274.07		PAY GRADE..G28			
004885	Ja Chief Information Officer(+)	MIN 3740.26		MIN2 4114.28		MAX 6174.28		PAY GRADE..G29			

MIAMI DADE COUNTY
 FY 2023-2024 PAY PLAN EFFECTIVE 2023-10-02

JOB CODE NUMBER	JOB TITLE											
		01	02	03	04	05	06	07	08	09	10	
		←-----										
		11	12	13	14	15	16	17	18	19	20	
004886	Ja Chief Financial Officer(+)	MIN 3740.26		MIN2 4114.28		MAX 6174.28		PAY GRADE..G29				
004887	Ja Ast General Counsel (+)	MIN 3478.47		MIN2 3826.34		MAX 5704.02		PAY GRADE..G07				
004888	Ja Associate General Counsel(+)	SALARY TO BE DETERMINED BY THE COURT ADMINISTRATOR										
004904	Legal Aid Secretary 1	MIN 1283.07		MIN2 1548.64		MAX 2259.36		PAY GRADE..G62				
004905	Legal Aid Secretary 2	6	1548.64	1623.46	1702.06	1780.60	1866.64	1952.63	2049.90	2154.62	2259.36	2364.13
			2480.06	2607.28	2727.06	2861.61	3003.78	3149.65	3302.96	3463.86	3624.77	3792.98
004906	Ast To Dept Dir, Legal Aid(+)	MIN 2652.39		MIN2 3103.32		MAX 4528.27		PAY GRADE..G04				
004907	Legal Aid Officer Manager(+)	MIN 1661.43		MIN2 2294.02		MAX 4096.67		PAY GRADE..D04				
004915	Legal Aid Attorney(+)	SALARY TO BE DETERMINED BY THE DIRECTOR, LEGAL AID										
004916	Legal Aid Clerk	6	967.53	1007.79	1040.74	1080.94	1117.50	1165.13	1209.00	1252.91	1304.10	1351.71
			1399.27	1457.82	1516.39	1578.61	1644.47	1714.03	1783.54	1858.14	1937.25	2020.23
004917	Legal Aid Receptionist	SALARY TO BE DETERMINED BY THE DIRECTOR, LEGAL AID										
004918	Legal Aid Hum Res&Tech Coor(+)	MIN 2313.33		MIN2 2706.58		MAX 3890.03		PAY GRADE..G02				
004920	Dir Legal Aid Society (+)	SALARY TO BE DETERMINED BY THE LEGAL AID SOCIETY										

MIAMI DADE COUNTY
 FY 2023-2024 PAY PLAN EFFECTIVE 2023-10-02

JOB CODE NUMBER	JOB TITLE		01	02	03	04	05	06	07	08	09	10
			11	12	13	14	15	16	17	18	19	20
004928	Law Library Exec Assistant	6	1529.60 2435.07	1595.11 2554.46	1672.17 2685.50	1753.12 2808.86	1834.03 2947.46	1922.64 3093.89	2011.21 3244.14	2111.40 3402.05	2219.25 3567.78	2327.13 3733.50
004929	Law Librarian(+)		MIN 2225.03		MIN2 2603.26		MAX 3716.08		PAY GRADE..G21			
004930	Law Librarian 1(+)	3	1803.12 2874.27	1884.05 3020.62	1976.51 3163.23	2065.15 3317.28	2165.29 3479.09	2269.35 3641.00	2377.23 3806.65	2496.64 3987.80	2616.14 4176.53	2747.10 4365.36
004931	Law Librarian 2(+)	3	1976.51 3163.23	2065.15 3317.28	2165.29 3479.09	2269.35 3641.00	2377.23 3806.65	2496.64 3987.80	2616.14 4176.53	2747.10 4365.36	2874.27 4577.18	3020.62 4783.17
004949	Director Of Law Library (+)		MIN 3582.82		MIN2 3941.13		MAX 5875.14		PAY GRADE..G27			
004951	Legal Aide Paralegal Spec		MIN 1555.84		MIN2 2219.25		MAX 3390.79		PAY GRADE..D05			
005016	Section Chief Aviation (+)		MIN 3240.03		MIN2 3564.00		MAX 5274.07		PAY GRADE..G06			
005017	Sect Chief, Terminal Ops(+)		MIN 3240.03		MIN2 3564.00		MAX 5274.07		PAY GRADE..G06			
005018	Senior Section Chief, Aviation(+)		MIN 3740.26		MIN2 4114.28		MAX 6174.28		PAY GRADE..G08			
005023	Mgr Ap Fine Arts&Cltrl Aff(+)		MIN 2838.32		MIN2 3320.85		MAX 4884.34		PAY GRADE..G05			

MIAMI DADE COUNTY
 FY 2023-2024 PAY PLAN EFFECTIVE 2023-10-02

JOB CODE NUMBER	JOB TITLE	01	02	03	04	05	06	07	08	09	10
		11	12	13	14	15	16	17	18	19	20
005024	Cf, Aviation Professional Comp(+)	MIN 2838.32		MIN2 3320.85		MAX 4884.34		PAY GRADE..G05			
005039	Div Director 1 Aviation (+)	MIN 3478.47		MIN2 3826.34		MAX 5704.02		PAY GRADE..G07			
005054	Div Director 2 Aviation (+)	MIN 3740.26		MIN2 4114.28		MAX 6174.28		PAY GRADE..G08			
005066	Cf Av Fac Initiation Eng(+)	MIN 3740.26		MIN2 4114.28		MAX 6174.28		PAY GRADE..G08			
005069	Cf Av Maint Utils&Public Works(+)	MIN 3478.47		MIN2 3826.34		MAX 5704.02		PAY GRADE..G07			
005071	Cf Av Terminal Bldg Maint(+)	MIN 3478.47		MIN2 3826.34		MAX 5704.02		PAY GRADE..G07			
005109	Cf, Av Risk Mgmt& Support Svc(+)	MIN 2652.39		MIN2 3103.32		MAX 4528.27		PAY GRADE..G04			
005118	Aviation Cost Analyst (+)	MIN 2652.39		MIN2 3103.32		MAX 4528.27		PAY GRADE..G04			
005119	Aviation Senior Cost Manager(+)	MIN 3240.03		MIN2 3564.00		MAX 5274.07		PAY GRADE..G06			
005125	Cf Av Contracts & Constr(+)	MIN 3740.26		MIN2 4114.28		MAX 6174.28		PAY GRADE..G08			
005126	Aviation Trans & Innov Chief(+)	MIN 3740.26		MIN2 4114.28		MAX 6174.28		PAY GRADE..G08			

MIAMI DADE COUNTY
 FY 2023-2024 PAY PLAN EFFECTIVE 2023-10-02

JOB CODE NUMBER	JOB TITLE	←-----									
		01	02	03	04	05	06	07	08	09	10
		11	12	13	14	15	16	17	18	19	20
005135	Cf, Aviation Planning (+)	MIN 3478.47		MIN2 3826.34		MAX 5704.02		PAY GRADE..G07			
005136	Aviation Real Estate Manager(+)	6 2780.60	2909.31	3057.59	3201.81	3357.76	3521.54	3685.41	3853.04	4036.41	4227.52
		4418.58	4633.09	4847.58	5073.78	5319.84	5577.82	5848.36	6598.52	6920.19	7256.91
005137	Mgr Av Rental Car Facility(+)	6 2712.35	2836.95	2976.93	3124.82	3276.57	3436.07	3603.46	3770.83	3945.82	4128.79
		4315.55	4517.96	4735.89	4957.63	5191.18	5440.22	5696.98	5969.42	6253.46	6556.99
005147	Assc Avia Dir Govt Affairs(+)	MIN 3740.26		MIN2 4114.28		MAX 6174.28		PAY GRADE..G08			
005148	Div Director 3 Aviation (+)	MIN 4013.69		MIN2 4415.05		MAX 6671.50		PAY GRADE..G09			
005176	Cf North Terminal Dev (+)	MIN 3740.26		MIN2 4114.28		MAX 6174.28		PAY GRADE..G08			
005180	Av Small Business Strag Adv(+)	MIN 4321.94		MIN2 4754.15		MAX 7235.87		PAY GRADE..G10			
005181	Cf Fin Officer Aviation (+)	MIN 4659.31		MIN2 5125.22		MAX 7853.89		PAY GRADE..G11			
005182	Ast Dir Aviation(+)	MIN 4659.31		MIN2 5125.22		MAX 7853.89		PAY GRADE..G11			
005183	Cf Of Staff(Sr Policy Advisor)(+)	MIN 5019.99		MIN2 5522.02		MAX 8525.75		PAY GRADE..G12			
005195	Dep Dir Avia Business Dev & Ad(+)	MIN 5020.00		MIN2 5522.02		MAX 13640.25		PAY GRADE..E02			

MIAMI DADE COUNTY
 FY 2023-2024 PAY PLAN EFFECTIVE 2023-10-02

JOB CODE NUMBER	JOB TITLE										
		01	02	03	04	05	06	07	08	09	10
		←-----									
		11	12	13	14	15	16	17	18	19	20
005196	Dep Dir Md Aviation Dept(+)	MIN 5020.00		MIN2 5522.02		MAX 13640.25		PAY GRADE...E02			
005197	Dir, Md Aviation Department(+)	MIN 5409.68		MIN2 5950.66		MAX 15309.84		PAY GRADE...E01			
005202	Airport Ops Sup(+)	6 2646.16 4226.44	2772.71 4426.62	2911.56 4626.70	3046.29 4851.30	3201.48 5069.63	3352.63 5297.76	3515.92 5536.18	3687.41 5785.31	3858.92 6045.65	4034.52 6317.68
005203	Airport Operations Sr Agent	6 1858.18 2985.26	1947.24 3133.58	2037.01 3285.81	2138.50 3445.81	2247.74 3613.61	2357.05 3781.40	2466.31 3956.99	2587.22 4140.46	2719.98 4327.67	2844.85 4530.64
005204	Airport Operations Agent	6 1547.27 2452.51	1619.39 2573.68	1691.49 2694.98	1771.21 2824.01	1850.90 2964.87	1940.07 3105.57	2029.94 3262.04	2131.70 3418.44	2233.46 3586.72	2342.88 3762.66
005205	Airport Operations Specialist	6 1318.40 2005.72	1370.31 2100.83	1430.79 2187.26	1487.05 2286.68	1551.89 2399.14	1616.61 2502.81	1685.88 2619.58	1767.94 2740.58	1841.52 2865.93	1923.54 2995.61
005207	Av Customer Service Sup (+)	6 2241.43 3603.46	2350.40 3770.83	2459.42 3945.82	2580.02 4128.79	2712.35 4315.55	2836.95 4517.96	2976.93 4735.89	3124.82 4957.63	3276.57 5191.18	3436.07 5440.22
005208	Ap Telecommunication Installer	6 1626.93 2478.11	1695.58 2591.83	1764.03 2709.40	1840.10 2830.92	1917.31 2960.31	1999.69 3097.56	2086.00 3238.70	2180.06 3383.75	2270.22 3536.74	2372.18 3697.34
005210	Aviation Property Manager(+)	6 2031.32 3276.57	2132.50 3436.07	2241.43 3603.46	2350.40 3770.83	2459.42 3945.82	2580.02 4128.79	2712.35 4315.55	2836.95 4517.96	2976.93 4735.89	3124.82 4957.63
005211	Senior Aviation Property Mgr(+)	6 2712.35 4315.55	2836.95 4517.96	2976.93 4735.89	3124.82 4957.63	3276.57 5191.18	3436.07 5440.22	3603.46 5696.98	3770.83 5969.42	3945.82 6253.46	4128.79 6556.99

MIAMI DADE COUNTY
 FY 2023-2024 PAY PLAN EFFECTIVE 2023-10-02

JOB CODE NUMBER	JOB TITLE		01	02	03	04	05	06	07	08	09	10
			11	12	13	14	15	16	17	18	19	20
005213	Airport Telecomm Techn	6	1853.20 2976.93	1941.86 3124.82	2031.32 3276.57	2132.50 3436.07	2241.43 3603.46	2350.40 3770.83	2459.42 3945.82	2580.02 4128.79	2712.35 4315.55	2836.95 4517.96
005214	Airport Sr Telecomm Tech	3	2340.12 3758.38	2458.29 3931.55	2576.41 4116.78	2702.51 4309.82	2832.55 4506.83	2970.42 4722.60	3116.20 4944.14	3269.81 5184.40	3427.40 5428.62	3592.88 5684.29
005219	Av Int Design & Space Plan Sup(+)	6	2976.93 4735.89	3124.82 4957.63	3276.57 5191.18	3435.45 5440.22	3603.46 5696.98	3770.83 5969.42	3945.82 6253.46	4128.79 6556.99	4315.55 6864.45	4517.96 7199.07
005225	Airport Videographer/Editor(+)	6	1852.37 2976.93	1941.86 3124.82	2031.32 3276.57	2132.50 3436.07	2241.43 3603.46	2350.40 3770.83	2459.42 3945.82	2580.02 4128.79	2712.35 4315.55	2836.95 4517.96
005228	Chief, AV Facilities Maint Adm(+)		MIN 2838.32		MIN2 3320.85		MAX 4884.34		PAY GRADE..G05			
005230	Av Cargo Infra Dev Advisor(+)		MIN 3740.26		MIN2 4114.28		MAX 6174.28		PAY GRADE..G08			
005231	Gen Aviation Business Dev Coord(+)	6	3033.81 4813.24	3181.14 5039.98	3335.98 5281.77	3498.50 5531.05	3661.02 5795.55	3830.90 6071.32	4008.53 6366.01	4189.84 6664.51	4386.37 6989.39	4597.95 7329.47
005232	Av Facilities Financial Coord(+)	6	2772.71 4426.62	2911.56 4626.70	3046.29 4851.30	3201.48 5069.63	3352.63 5297.76	3515.92 5536.18	3687.41 5785.31	3858.92 6045.65	4034.52 6317.68	4226.44 6601.96
005233	Av Technical Svc Sup(+)		MIN 3366.07		MIN2 4058.65		MAX 5614.21		PAY GRADE..G1K			
005234	Av Marketing Spec(+)	6	2241.43 3603.46	2350.40 3770.83	2459.42 3945.82	2580.02 4128.79	2712.35 4315.55	2836.95 4517.96	2976.93 4735.89	3124.82 4957.63	3276.57 5191.18	3436.07 5440.22

MIAMI DADE COUNTY
 FY 2023-2024 PAY PLAN EFFECTIVE 2023-10-02

JOB CODE NUMBER	JOB TITLE										
		01	02	03	04	05	06	07	08	09	10
		←-----									
		11	12	13	14	15	16	17	18	19	20
005235	Avia Trade Development Coor(+)	MIN 2838.32		MIN2 3320.85		MAX 4884.34		PAY GRADE...G05			
005236	Av Digital Strag & Innov Advi(+)	MIN 4659.31		MIN2 5125.22		MAX 7853.89		PAY GRADE...G11			
005237	Airport Rev Control Analyst 1(+)	6 1688.89 2712.35	1770.65 2836.95	1852.37 2976.93	1941.86 3124.82	2031.32 3276.57	2132.50 3436.07	2241.43 3603.46	2350.40 3770.83	2459.42 3945.82	2580.02 4128.79
005238	Airport Rev Control Analyst 2(+)	6 2132.50 3436.07	2241.43 3603.46	2350.40 3770.83	2459.42 3945.82	2580.02 4128.79	2712.35 4315.55	2836.95 4517.96	2976.93 4735.89	3124.82 4957.63	3276.57 5191.18
005239	Airport Rev Control Analyst 3(+)	6 2459.42 3945.82	2580.02 4128.79	2712.35 4315.55	2836.95 4517.96	2976.93 4735.89	3124.82 4957.63	3276.57 5191.18	3436.07 5440.22	3603.46 5696.98	3770.83 5969.42
005240	Av Business Systems Spec (+)	6 2459.42 3945.82	2580.02 4128.79	2712.35 4315.55	2836.95 4517.96	2976.93 4735.89	3124.82 4957.63	3276.57 5191.18	3436.07 5440.22	3603.46 5696.98	3770.83 5969.42
005242	Av Fueling Systems Sup (+)	6 2607.28 4148.37	2727.06 4342.93	2861.61 4552.42	3003.78 4765.58	3149.65 4990.07	3302.96 5229.47	3463.86 5476.28	3624.77 5738.16	3792.98 6011.21	3968.85 6302.97
005248	Airport Bldg Systems Spec(+)	6 2241.43 3603.46	2350.40 3770.83	2459.42 3945.82	2580.02 4128.79	2712.35 4315.55	2836.95 4517.96	2976.93 4735.89	3124.82 4957.63	3276.57 5191.18	3436.07 5440.22
005249	Airport Bldg Systems Mgr (+)	6 2976.93 4735.89	3124.82 4957.63	3276.57 5191.18	3436.07 5440.22	3603.46 5696.98	3770.83 5969.42	3945.82 6253.46	4128.79 6556.99	4315.55 6864.45	4517.96 7199.07
005251	Av Volunteer Info Prog Coor(+)	6 1852.37 2976.93	1941.86 3124.82	2031.32 3276.57	2132.50 3436.07	2241.43 3603.46	2350.40 3770.83	2459.42 3945.82	2580.02 4128.79	2712.35 4315.55	2836.95 4517.96

MIAMI DADE COUNTY
 FY 2023-2024 PAY PLAN EFFECTIVE 2023-10-02

JOB CODE NUMBER	JOB TITLE		01	02	03	04	05	06	07	08	09	10
			11	12	13	14	15	16	17	18	19	20
005253	Airport Noise&Wildlife Officer	6	1547.27 2452.51	1619.39 2573.68	1691.49 2694.98	1771.21 2824.01	1850.90 2964.87	1940.07 3105.57	2029.94 3262.04	2131.70 3418.44	2233.46 3586.72	2342.88 3762.66
005262	Airport Maint Sup	3	2011.82 3229.85	2109.18 3385.55	2210.29 3549.00	2311.51 3712.46	2428.21 3883.57	2544.98 4066.54	2669.51 4257.18	2797.89 4451.74	2934.19 4665.82	3078.03 4893.96
005263	Av Maint Services Supt (+)	6	2580.02 4128.79	2712.35 4315.55	2836.95 4517.96	2976.93 4735.89	3124.82 4957.63	3276.57 5191.18	3436.07 5440.22	3603.46 5696.98	3770.83 5969.42	3945.82 6253.46
005265	Airport Plant Maint Sup	3	2428.21 3883.57	2544.98 4066.54	2669.51 4257.18	2797.89 4451.74	2934.19 4665.82	3078.03 4883.69	3229.85 5109.41	3385.55 5350.69	3549.00 5607.55	3712.46 5868.20
005268	Ap Loading Bridges Maint Sup	3	2210.29 3549.00	2311.51 3712.46	2428.21 3883.57	2544.98 4066.54	2669.51 4257.18	2797.89 4451.74	2934.19 4665.82	3078.03 4893.96	3229.85 5114.18	3385.55 5344.33
005270	Facilities Maint Cont Coor(+)	6	1834.03 2947.46	1922.64 3093.89	2011.21 3244.14	2111.40 3402.05	2219.25 3567.78	2327.13 3733.50	2435.07 3906.75	2554.46 4087.92	2685.50 4272.82	2808.86 4473.23
005271	Facilities Maint Cont Spec	6	1442.87 2199.65	1505.62 2293.71	1568.39 2395.73	1635.06 2505.51	1705.61 2618.27	1780.17 2736.10	1854.61 2859.20	1933.02 2987.85	2015.32 3122.34	2101.73 3262.85
005272	Airport Facilities Supt (+)	6	2350.40 3770.83	2459.42 3945.82	2580.02 4128.79	2712.35 4315.55	2836.95 4517.96	2976.93 4735.89	3124.82 4957.63	3276.57 5191.18	3436.07 5440.22	3603.46 5696.98
005274	Airport Lighting Supervisor	3	2428.21 3883.57	2544.98 4066.54	2669.51 4257.18	2797.89 4451.74	2934.19 4665.82	3078.03 4883.69	3229.85 5109.41	3385.55 5350.69	3549.00 5607.55	3712.46 5868.20
005275	Airport Bms Operator	6	1343.30 1996.88	1398.84 2082.58	1450.37 2172.45	1497.99 2270.45	1565.28 2364.46	1628.80 2470.38	1692.14 2580.83	1763.54 2699.20	1834.98 2821.71	1915.22 2948.34

MIAMI DADE COUNTY
 FY 2023-2024 PAY PLAN EFFECTIVE 2023-10-02

JOB CODE NUMBER	JOB TITLE		01	02	03	04	05	06	07	08	09	10
			←-----									
			11	12	13	14	15	16	17	18	19	20
005276	Airport Fire Suppres Sys Sup	3	2459.42 3945.82	2580.02 4128.79	2712.35 4315.55	2836.95 4517.96	2976.93 4735.89	3124.82 4957.63	3276.57 5191.18	3436.07 5442.47	3603.46 5696.98	3770.83 5969.42
005277	Av Warehouse & Purchasing Sup(+)	6	2241.43 3603.46	2350.40 3770.83	2459.42 3945.82	2580.02 4128.79	2712.35 4315.55	2836.95 4517.96	2976.93 4735.89	3124.82 4957.63	3276.57 5191.18	3436.07 5440.22
005278	Av Telecommunications Sys Sup(+)	6	2241.43 3603.46	2350.40 3770.83	2459.42 3945.82	2580.02 4128.79	2712.35 4315.55	2836.95 4517.96	2976.93 4735.89	3124.82 4957.63	3276.57 5191.18	3436.07 5440.22
005279	Aviations Apm Systems Sup(+)	6	3335.98 5281.05	3498.50 5491.73	3661.02 5704.02	3830.90 5881.51	4008.53 6037.05	4189.84 6201.53	4386.37 6367.46	4597.95 6532.52	4816.00 6695.53	5129.56 6880.29
005281	Cf Av Telecommunications(+)		MIN 3396.51		MIN2 4081.04		MAX 5919.08		PAY GRADE..GIL			
005282	Airport Engineer(+)	6	2976.93 4735.89	3124.82 4957.63	3276.57 5191.18	3436.07 5440.22	3603.46 5696.98	3770.83 5969.42	3945.82 6253.46	4128.79 6556.99	4315.55 6864.45	4517.96 7199.07
005284	Avia Planner(+)	6	2712.35 4315.55	2836.95 4517.96	2976.93 4735.89	3124.82 4957.63	3276.57 5191.18	3436.07 5440.22	3603.46 5696.98	3770.83 5969.42	3945.82 6253.46	4128.79 6534.89
005285	Av Financial & Perf Admin(+)	6	2797.89 4451.74	2934.19 4665.82	3078.03 4883.69	3229.85 5109.41	3385.55 5350.69	3549.00 5607.55	3712.46 5868.20	3883.57 6144.54	4066.54 6437.03	4257.18 6758.91
005286	Aviation Signage Manager (+)	6	2633.36 4189.84	2754.33 4386.37	2890.22 4597.95	3033.81 4813.24	3181.14 5039.98	3335.98 5281.77	3498.50 5531.05	3661.02 5795.55	3830.90 6071.32	4008.53 6366.01
005287	Aviation Security Manager(+)		MIN 3478.47		MIN2 3826.34		MAX 5704.02		PAY GRADE..G07			

MIAMI DADE COUNTY
 FY 2023-2024 PAY PLAN EFFECTIVE 2023-10-02

JOB CODE NUMBER	JOB TITLE		01	02	03	04	05	06	07	08	09	10
			11	12	13	14	15	16	17	18	19	20
005288	Av Security Coord(+)	6	1852.37 2976.93	1941.86 3124.82	2031.32 3276.57	2132.50 3436.07	2241.43 3603.46	2350.40 3770.83	2459.42 3945.82	2580.02 4128.79	2712.35 4315.55	2836.95 4517.96
005289	Aviation Security Admin (+)	6	2607.28 4148.37	2727.06 4342.93	2861.61 4552.42	3003.78 4765.58	3149.65 4990.07	3302.96 5229.47	3463.86 5476.28	3624.77 5738.16	3792.98 6011.21	3968.85 6302.97
005290	Aviation Systems Coordinator(+)	6	2633.36 4189.84	2754.33 4386.37	2890.22 4597.95	3033.81 4813.24	3181.14 5039.98	3335.98 5281.77	3498.50 5531.05	3661.02 5795.55	3830.90 6071.32	4008.53 6366.01
005291	Airport Security Compl Ofc	6	1852.37 2976.93	1941.86 3124.82	2031.32 3276.57	2132.50 3436.07	2241.43 3603.46	2350.40 3770.83	2459.42 3945.82	2580.02 4128.79	2712.35 4315.55	2836.95 4517.96
005292	Pgts Coordinator(+)	6	2459.42 3945.82	2580.02 4128.79	2712.35 4315.55	2836.95 4517.96	2976.93 4735.89	3124.82 4957.63	3276.57 5191.18	3436.07 5440.22	3603.46 5696.98	3770.83 5969.42
005293	Aviation Projects Dev Coord(+)	6	2607.28 4148.37	2727.06 4342.93	2861.61 4552.42	3003.78 4765.58	3149.65 4990.07	3302.96 5229.47	3463.86 5476.28	3624.77 5738.16	3792.98 6011.21	3968.85 6302.97
005295	Airport Purchasing Specialist	6	1688.89 2712.35	1770.65 2836.95	1852.37 2976.93	1941.86 3124.82	2031.32 3276.57	2132.50 3436.07	2241.43 3603.46	2350.40 3770.83	2459.42 3945.82	2580.02 4128.79
005297	Av Sr Procurement Cont Ofc(+)		MIN 2652.39		MIN2 3103.32		MAX 4528.27		PAY GRADE...G04			
005298	Aviation A/E Administrator(+)		MIN 2652.39		MIN2 3103.32		MAX 4528.27		PAY GRADE...G04			
005299	Aviation Ops Strategic Manager(+)		MIN 3478.47		MIN2 3826.34		MAX 5704.02		PAY GRADE...G07			

MIAMI DADE COUNTY
 FY 2023-2024 PAY PLAN EFFECTIVE 2023-10-02

JOB CODE NUMBER	JOB TITLE																			
		01	02	03	04	05	06	07	08	09	10									
005301	Aviation Contracts & Mtrls Mgr(+)	MIN 3478.47		MIN2 3826.34		MAX 5704.02		PAY GRADE...G07												
005302	Aviation Contracts Analyst(+)	6 2364.13	2480.06	2607.28	2727.06	2861.61	3003.78	3149.65	3302.96	3463.86	3624.77									
		3792.98	3968.85	4148.37	4342.93	4552.42	4765.58	4990.07	5229.47	5476.28	5738.16									
005306	Airport Office Support Spclst	6 1236.00	1284.67	1341.37	1394.10	1454.90	1515.57	1580.52	1657.45	1726.42	1803.31									
		1880.37	1969.52	2050.55	2143.76	2249.19	2346.38	2455.86	2569.29	2686.82	2808.39									
005310	Airport Secretary	6 1338.78	1396.62	1454.36	1519.69	1585.19	1650.66	1727.67	1804.62	1883.14	1974.45									
		2061.61	2160.70	2259.92	2473.98	2588.97	2711.81	2842.64	2969.54	3135.78	3286.94									
005311	Airport Admin Secretary	MIN 1351.40		MIN2 1605.48		MAX 2507.16		PAY GRADE...A01												
005312	Airport Executive Secretary	MIN 1564.13		MIN2 1885.30		MAX 2765.01		PAY GRADE...A02												
005313	Airport Sr Executive Secretary	MIN 1719.08		MIN2 2070.39		MAX 3034.74		PAY GRADE...A03												
005315	Av Spt Compliance Coord (+)	6 2031.32	2132.50	2241.43	2350.40	2459.42	2580.02	2712.35	2836.95	2976.93	3124.82									
		3276.57	3436.07	3603.46	3770.83	3945.82	4128.79	4315.55	4517.96	4735.89	4957.63									
005319	Airport Cap Inventory Clk	6 1303.41	1356.65	1406.17	1455.65	1516.57	1577.47	1642.23	1710.75	1783.11	1855.41									
		1933.02	2015.32	2101.73	2199.65	2293.71	2395.73	2505.48	2619.15	2736.84	2858.29									
005320	Airport Inv Control Spec	6 1549.48	1628.80	1696.12	1775.47	1858.76	1943.75	2037.71	2131.69	2237.81	2352.08									
		2466.46	2580.83	2707.39	2846.26	2976.95	3123.93	3279.14	3438.41	3593.10	3754.81									

MIAMI DADE COUNTY
 FY 2023-2024 PAY PLAN EFFECTIVE 2023-10-02

JOB CODE NUMBER	JOB TITLE		01	02	03	04	05	06	07	08	09	10
			11	12	13	14	15	16	17	18	19	20
005321	Ap Risk Mgmt Insurance Rep	6	1440.42 2180.06	1505.21 2270.22	1566.10 2372.18	1626.99 2478.11	1695.58 2591.82	1764.03 2709.40	1840.10 2830.92	1917.31 2960.31	1999.69 3097.56	2086.00 3238.70
005322	Airport Record Center Clk 2	6	1318.40 2005.72	1370.31 2100.83	1430.79 2187.26	1487.05 2286.68	1551.89 2399.14	1616.61 2502.81	1685.88 2619.58	1767.94 2740.58	1841.52 2865.93	1923.54 2995.61
005330	Airport Compliance Specialist	6	1547.27 2452.51	1619.39 2573.68	1691.49 2694.98	1771.21 2824.01	1850.90 2964.87	1940.07 3105.57	2029.94 3262.04	2131.70 3418.44	2233.46 3586.72	2342.88 3762.66
005331	Airport Compliance Senior Spec	6	1618.94 2580.02	1694.50 2712.35	1773.90 2836.95	1853.20 2976.93	1941.86 3124.82	2031.32 3276.57	2132.50 3436.07	2241.43 3603.46	2350.40 3770.83	2459.42 3945.82
005334	Airport Col & Inspec Rep	6	1291.97 1917.31	1345.26 1999.69	1394.77 2086.00	1440.42 2180.06	1505.20 2270.22	1566.10 2372.18	1626.93 2478.11	1695.58 2591.83	1764.03 2709.40	1840.10 2830.92
005335	Airport Collection Specialist	6	1594.94 2554.22	1671.99 2685.22	1752.96 2808.58	1833.84 2947.15	1922.44 3093.59	2011.01 3243.80	2111.18 3401.70	2219.02 3567.40	2326.90 3733.14	2434.82 3906.37
005338	Airport Account Clerk	6	1318.40 2005.72	1370.31 2100.83	1430.79 2187.26	1487.05 2286.68	1551.89 2399.14	1616.61 2502.81	1685.88 2619.58	1767.94 2740.58	1841.52 2865.93	1923.54 2995.61
005339	Airport Accountant 1	6	1688.89 2712.35	1770.65 2836.95	1852.37 2976.93	1941.86 3124.82	2031.32 3276.57	2132.50 3436.07	2241.43 3603.46	2350.40 3770.83	2459.42 3945.82	2580.02 4128.79
005343	Airport Driver Messenger	6	1236.00 1880.37	1284.67 1969.52	1341.37 2050.55	1394.10 2143.76	1454.90 2249.19	1515.57 2346.38	1580.52 2455.86	1657.45 2569.29	1726.42 2686.82	1803.31 2808.39
005345	Airport Data Entry Spec 1	6	1236.00 1880.37	1284.67 1969.52	1341.37 2050.55	1394.10 2143.76	1454.90 2249.19	1515.57 2346.38	1580.52 2455.86	1657.45 2569.29	1726.42 2686.82	1803.31 2808.39

MIAMI DADE COUNTY
FY 2023-2024 PAY PLAN EFFECTIVE 2023-10-02

JOB CODE NUMBER	JOB TITLE		01	02	03	04	05	06	07	08	09	10
			11	12	13	14	15	16	17	18	19	20
005346	Airport Data Entry Spec 2	6	1339.00 2058.55	1397.06 2159.79	1455.34 2253.11	1517.69 2339.59	1591.57 2432.53	1657.82 2542.26	1731.77 2656.37	1805.66 2749.33	1921.14 2874.77	1968.99 2965.68
005348	Ap Imaging & Scanning Clerk	6	1318.40 2005.72	1370.31 2100.83	1430.79 2187.26	1487.05 2286.68	1551.89 2399.14	1616.61 2502.81	1685.88 2619.58	1767.94 2740.58	1841.52 2865.93	1923.54 2995.61
005349	Av Sr Infrastructure Sys Eng(+)		MIN 2918.61		MIN2 3533.38		MAX 4882.80		PAY GRADE..GIG			
005350	Ap Communication Svc Rep 1	6	1479.16 2350.40	1554.69 2459.42	1618.94 2580.02	1694.50 2712.35	1773.90 2836.95	1853.20 2976.93	1941.86 3124.82	2031.32 3276.57	2132.50 3436.07	2241.43 3603.46
005351	Ap Communication Svc Rep 2	6	1618.94 2580.02	1694.50 2712.35	1773.90 2836.95	1853.20 2976.93	1941.86 3124.82	2031.32 3276.57	2132.50 3436.07	2241.43 3603.46	2350.40 3770.83	2459.42 3945.82
005352	Airport Sys Anl/Programmer 1(+)		MIN 2336.92		MIN2 2799.53		MAX 4030.51		PAY GRADE..GIJ			
005353	Airport Sys Anl/Programmer 2(+)		MIN 2560.32		MIN2 3070.13		MAX 4409.35		PAY GRADE..GIF			
005354	Airport Computer Operator		MIN 1626.93		MIN2 1917.31		MAX 2721.42		PAY GRADE..GIB			
005355	Airport Operating Sys Prog(+)		MIN 2918.61		MIN2 3533.38		MAX 4882.80		PAY GRADE..GIG			
005358	Airport Elevator Cont Spec(+)	6	2364.13 3792.98	2480.06 3968.85	2607.28 4148.37	2727.06 4342.93	2861.61 4552.42	3003.78 4765.58	3149.65 4990.07	3302.96 5229.47	3463.86 5476.28	3624.77 5738.16

MIAMI DADE COUNTY
FY 2023-2024 PAY PLAN EFFECTIVE 2023-10-02

JOB CODE NUMBER	JOB TITLE		01	02	03	04	05	06	07	08	09	10
			11	12	13	14	15	16	17	18	19	20
005360	Airport Protocol Officer	6	1600.89 2685.50	1673.75 2808.86	1834.85 2947.46	1922.64 3093.89	2011.21 3244.14	2111.40 3402.05	2219.25 3567.78	2327.13 3733.50	2435.07 3906.75	2554.46 4087.92
005361	Av Protocol Specialist	6	2011.21 3244.14	2111.40 3402.05	2219.25 3567.78	2327.13 3733.50	2435.07 3906.75	2554.46 4087.92	2685.50 4272.82	2808.86 4473.23	2947.46 4688.99	3093.89 4908.54
005362	Airport Info & Prog Spec	6	1467.11 2350.40	1544.91 2459.42	1611.06 2580.02	1688.89 2712.35	1770.65 2836.95	1852.37 2976.93	1941.86 3124.82	2031.32 3276.57	2132.50 3436.07	2241.43 3603.46
005363	Airport Protocol Rep(+)	6	1531.30 2554.46	1600.89 2685.50	1673.75 2808.86	1834.85 2947.46	1922.64 3093.89	2011.21 3244.14	2111.40 3402.05	2219.53 3567.78	2327.13 3733.50	2435.07 3906.75
005364	Airport Public Service Ast	6	1455.33 2253.11	1517.69 2358.24	1591.57 2467.17	1657.80 2580.02	1731.64 2696.76	1805.62 2825.11	1891.23 2961.41	1969.04 3097.58	2058.55 3241.50	2159.79 3393.37
005372	Auxiliary Airport Specialist	3	1307.68 1931.52	1355.14 2013.22	1410.73 2099.01	1462.26 2188.85	1513.79 2304.99	1577.29 2396.13	1640.70 2503.12	1708.00 2617.99	1779.47 2736.75	1854.79 2853.64
005373	Auxillary Airport Coordinator	6	1531.95 2428.24	1603.36 2548.20	1674.74 2668.30	1753.67 2796.05	1832.58 2935.51	1920.86 3074.83	2009.85 3229.75	2110.59 3384.59	2211.35 3551.21	2319.68 3725.41
005374	Airport Attendant	6	1301.26 2037.01	1354.32 2138.50	1418.73 2247.74	1483.13 2357.05	1558.88 2466.31	1623.29 2587.22	1699.13 2719.98	1778.69 2844.85	1858.18 2985.26	1947.24 3133.58
005377	Airport Apm Technician	3	2036.74 3269.81	2135.23 3427.40	2237.65 3592.88	2340.12 3758.38	2458.29 3931.55	2576.41 4116.78	2702.51 4309.82	2832.55 4506.83	2970.42 4723.50	3116.20 4944.14
005379	Airport Cadastral Tech	6	1626.99 2478.11	1695.58 2591.82	1764.03 2709.40	1840.10 2830.92	1917.31 2960.31	1999.69 3097.56	2086.00 3238.70	2180.06 3383.75	2270.22 3536.75	2372.18 3697.34

MIAMI DADE COUNTY
FY 2023-2024 PAY PLAN EFFECTIVE 2023-10-02

JOB CODE NUMBER	JOB TITLE		01	02	03	04	05	06	07	08	09	10
			11	12	13	14	15	16	17	18	19	20
005380	Airport Sr Cadastral Tech	6	1852.37 2976.93	1941.86 3124.82	2031.32 3276.57	2132.50 3436.07	2241.43 3603.46	2350.40 3770.83	2459.42 3945.82	2580.02 4128.79	2712.35 4315.55	2836.95 4517.96
005382	Airport Personnel Tech	6	1544.91 2459.42	1611.06 2580.02	1688.89 2712.35	1770.65 2836.95	1852.37 2976.93	1941.86 3124.82	2031.32 3276.57	2132.50 3436.07	2241.43 3603.46	2350.40 3770.83
005386	Landside Operations Officer 1	6	1616.89 2712.35	1690.49 2836.95	1853.20 2976.93	1941.86 3124.82	2031.32 3276.57	2132.50 3436.07	2241.43 3603.46	2350.40 3770.83	2459.42 3945.82	2580.02 4128.79
005388	Landside Operations Officer 2	6	1852.37 2976.93	1941.86 3124.82	2031.32 3276.57	2132.50 3436.07	2241.43 3603.46	2350.40 3770.83	2459.42 3945.82	2580.02 4128.79	2712.35 4315.55	2836.95 4517.96
005389	Landside Operations Sr Ofc	6	2094.89 3352.63	2188.86 3515.92	2294.95 3687.41	2405.23 3858.92	2519.53 4034.52	2646.16 4226.44	2772.71 4426.62	2911.56 4626.70	3046.29 4851.30	3201.48 5069.63
005390	Landside Ops Equipment Spec	3	1438.52 2225.52	1497.99 2327.65	1565.28 2433.81	1632.75 2548.20	1700.18 2666.64	1779.50 2793.16	1858.76 2927.92	1939.63 3058.63	2033.68 3205.66	2123.46 3360.74
005392	Airport Sr Personnel Specialis(+)	6	2176.16 3498.50	2281.95 3661.02	2387.77 3830.90	2504.87 4008.53	2633.36 4189.84	2754.33 4386.37	2890.22 4597.95	3033.81 4813.24	3181.14 5039.98	3335.98 5281.77
005401	Airport Auto Support Spec	6	1337.20 2111.18	1400.72 2219.02	1464.37 2326.90	1539.14 2434.82	1602.75 2554.22	1677.56 2685.22	1756.16 2808.58	1834.66 2947.15	1922.44 3093.59	2011.01 3243.80
005403	Airport Maint Repairer	3	1318.40 2007.92	1374.05 2095.29	1429.63 2196.89	1489.61 2293.87	1553.96 2404.12	1618.20 2514.44	1690.90 2629.13	1763.77 2752.70	1836.62 2880.64	1922.31 3017.31

MIAMI DADE COUNTY
 FY 2023-2024 PAY PLAN EFFECTIVE 2023-10-02

JOB CODE NUMBER	JOB TITLE		01	02	03	04	05	06	07	08	09	10
			11	12	13	14	15	16	17	18	19	20
005404	Airport Maint Mechanic	3	1420.23 2237.65	1485.23 2340.12	1546.49 2458.29	1623.02 2576.41	1695.61 2702.51	1772.06 2832.55	1860.14 2970.42	1942.19 3116.20	2036.74 3269.81	2135.23 3427.40
005407	Airport Heavy Trk Tire Repair	3	1318.40 2007.92	1374.05 2095.29	1429.63 2196.89	1489.61 2293.87	1553.96 2404.12	1618.20 2514.44	1690.90 2629.13	1763.77 2752.70	1836.62 2880.64	1922.31 3017.31
005416	Airport Light Equipment Tech	3	1623.02 2572.49	1695.61 2698.58	1772.06 2828.59	1856.22 2970.42	1942.19 3108.29	2032.80 3265.85	2135.23 3423.38	2237.65 3588.89	2340.12 3762.21	2450.42 3935.62
005417	Airport Motorcycle Mechanic	3	1550.27 2450.42	1623.02 2572.49	1695.61 2698.58	1772.06 2828.59	1856.22 2970.42	1942.19 3108.29	2032.80 3265.85	2135.23 3423.38	2237.65 3588.89	2340.12 3762.21
005418	Airport Hydraulics Mechanic	3	1543.09 2438.43	1615.39 2559.97	1687.62 2685.39	1763.79 2814.84	1847.49 2955.90	1932.77 3093.09	2022.90 3250.00	2124.88 3406.78	2226.75 3571.41	2328.65 3743.98
005420	Ap Waste Plant Electrician	3	2036.74 3269.81	2135.23 3427.40	2237.65 3592.88	2340.12 3758.38	2458.29 3931.55	2576.41 4116.78	2705.36 4309.82	2832.55 4506.83	2970.42 4723.50	3116.20 4944.14
005421	Airport Plant Mechanic	3	2032.80 3265.85	2135.23 3423.38	2237.65 3588.89	2340.12 3762.21	2450.42 3945.82	2572.49 4128.79	2698.58 4315.55	2828.59 4517.96	2970.42 4735.89	3108.29 4949.01
005427	Airport Auto Equip Operator 1	3	1373.90 2066.97	1426.60 2156.12	1475.29 2253.32	1544.12 2346.63	1609.01 2452.02	1673.83 2561.32	1746.70 2678.88	1819.68 2800.50	1900.76 2926.17	1981.82 3049.06
005428	Airport Auto Equip Operator 2	3	1498.15 2367.41	1568.34 2485.41	1638.47 2607.17	1712.42 2732.85	1793.68 2869.81	1876.48 3003.00	1963.98 3155.34	2062.99 3307.55	2161.89 3467.39	2260.83 3634.93
005429	Airport Auto Equip Operator 3	3	1677.87 2687.00	1758.89 2824.83	1844.00 2954.50	1929.13 3100.34	2022.33 3254.42	2115.59 3412.46	2220.89 3578.66	2334.40 4128.79	2447.96 4315.55	2561.32 4517.97

MIAMI DADE COUNTY
 FY 2023-2024 PAY PLAN EFFECTIVE 2023-10-02

JOB CODE NUMBER	JOB TITLE		01	02	03	04	05	06	07	08	09	10
			11	12	13	14	15	16	17	18	19	20
005438	Airport Carpenter/Roofer	3	1860.14 2970.42	1942.19 3116.20	2036.74 3269.81	2135.23 3427.40	2237.65 3592.88	2340.12 3758.38	2458.29 3931.55	2576.41 4116.78	2702.51 4645.10	2832.55 4506.83
005442	Airport Carpenter	3	1860.14 2970.42	1942.19 3116.20	2036.74 3269.81	2135.23 3427.40	2237.65 3592.88	2340.12 3758.38	2458.29 3931.55	2576.41 4116.78	2702.51 4309.82	2832.55 4506.83
005444	Airport Electrician	3	1942.19 3116.20	2036.74 3269.81	2135.23 3427.40	2237.65 3592.88	2340.12 3758.38	2458.29 3931.55	2576.41 4116.78	2702.51 4309.82	2832.55 4506.83	2970.42 4723.50
005446	Airport Locksmith	3	1546.49 2458.29	1623.02 2576.41	1695.61 2702.51	1772.06 2832.55	1860.14 2970.42	1942.19 3116.20	2036.74 3269.81	2135.23 3427.40	2237.65 3592.88	2340.12 3758.38
005448	Airport Painter	3	1478.49 2329.14	1539.42 2446.67	1615.62 2564.28	1687.90 2689.75	1764.03 2819.10	1851.62 2956.39	1933.02 3101.55	2027.13 3254.42	2125.12 3411.13	2227.09 3575.94
005450	Airport Machinist	3	1623.02 2572.46	1695.61 2698.58	1772.06 2828.59	1856.22 2970.42	1942.19 3108.29	2032.80 3265.85	2135.23 3423.42	2237.68 3588.88	2340.12 3762.21	2450.42 3942.86
005452	Airport Plumber	3	1942.19 3116.20	2036.74 3269.81	2135.23 3427.40	2237.65 3592.88	2340.12 3758.38	2458.29 3931.55	2576.41 4116.78	2702.51 4309.82	2832.55 4506.83	2970.42 4723.50
005454	Airport Mason	3	1623.02 2576.41	1695.61 2702.51	1772.06 2832.55	1860.14 2970.42	1942.19 3116.20	2036.74 3269.81	2135.23 3427.40	2237.65 3592.88	2340.12 3758.38	2458.29 3931.55
005456	Ap Refrigeration/Ac Mechanic	3	2135.23 3427.40	2237.65 3592.88	2340.12 3758.38	2458.29 3931.55	2576.41 4116.78	2702.51 4309.82	2832.55 4506.83	2970.42 4723.50	3116.20 4936.05	3269.81 5158.18

MIAMI DADE COUNTY
FY 2023-2024 PAY PLAN EFFECTIVE 2023-10-02

JOB CODE NUMBER	JOB TITLE		01	02	03	04	05	06	07	08	09	10
			11	12	13	14	15	16	17	18	19	20
005458	Airport Sign Painter	3	1539.42 2446.67	1615.62 2564.28	1687.90 2689.75	1764.03 2819.10	1851.62 2956.39	1933.02 3101.55	2027.13 3254.42	2125.12 3411.13	2227.09 3575.94	2329.14 3740.60
005460	Airport Welder	3	1623.02 2576.41	1695.61 2702.51	1772.06 2832.55	1860.14 2970.42	1942.19 3116.20	2036.74 3269.81	2135.23 3427.40	2237.65 3592.88	2340.12 3758.38	2458.29 3931.55
005461	Airport Sprayer	3	1565.28 2433.81	1632.75 2548.20	1700.18 2666.64	1779.50 2793.16	1858.76 2927.92	1939.63 3058.63	2033.68 3205.66	2123.46 3360.74	2225.52 3511.97	2327.65 3670.00
005462	Airport Waste Plant Operator	3	1783.88 2768.85	1830.20 2895.99	1890.85 3038.95	1982.31 3189.97	2073.58 3344.80	2176.85 3507.66	2288.11 3678.44	2399.42 3849.36	2510.67 4028.17	2633.74 4209.38
005463	Airport Lighting Technician	3	2135.23 3427.40	2237.65 3592.88	2340.12 3758.38	2458.29 3931.55	2576.41 4116.78	2702.51 4309.82	2832.55 4506.83	2970.42 4723.50	3116.20 4936.05	3269.81 5158.18
005464	Airport Heavy Equipment Tech	3	2135.23 3427.40	2237.65 3592.88	2340.12 3758.38	2458.29 3931.55	2576.41 4116.78	2702.51 4309.82	2832.55 4506.83	2970.42 4723.50	3116.20 4936.05	3269.81 5158.18
005466	Airport Environmental Insp	6	1394.77 2086.00	1440.42 2180.06	1505.20 2270.22	1566.10 2372.18	1626.93 2478.11	1695.58 2591.83	1764.03 2709.40	1840.10 2830.92	1917.31 2960.31	1999.69 3097.56
005472	Ap Elec-Electl Equip Tech 1	6	1853.20 2976.93	1941.86 3124.82	2031.32 3276.57	2132.50 3436.07	2241.43 3603.46	2350.40 3770.83	2459.42 3945.82	2580.02 4128.79	2712.35 4315.55	2836.95 4517.96
005474	Ap Elec-Electl Equip Tech 2	3	2340.12 3758.38	2458.29 3931.55	2576.41 4116.78	2702.51 4309.82	2832.55 4506.83	2970.42 4722.60	3116.20 4944.14	3269.81 5184.40	3427.40 5428.62	3592.88 5684.29
005479	Airport Fire Suppress Sys Tech	3	1942.19 3116.20	2036.74 3269.81	2135.23 3427.40	2237.65 3592.88	2340.12 3758.38	2458.29 3931.55	2576.41 4116.78	2702.51 4301.99	2832.55 4495.66	2970.42 4697.91

MIAMI DADE COUNTY
 FY 2023-2024 PAY PLAN EFFECTIVE 2023-10-02

JOB CODE NUMBER	JOB TITLE		01	02	03	04	05	06	07	08	09	10
			11	12	13	14	15	16	17	18	19	20
005489	Airport Architectural Drafter	6	1505.21 2270.22	1566.10 2372.18	1626.99 2478.11	1695.58 2591.82	1764.03 2709.40	1840.10 2830.92	1917.31 2960.31	1999.69 3097.56	2086.00 3238.70	2180.06 3378.29
005526	W&S Structural Maint Sup	3	2210.29 3549.00	2311.51 3712.46	2428.21 3883.57	2544.98 4066.54	2669.51 4257.18	2797.89 4451.74	2934.19 4665.82	3078.03 4883.69	3229.85 5109.41	3385.55 5350.69
005527	W&S Maintenance Shop Sup	3	2404.18 3845.12	2519.77 4026.28	2643.08 4215.03	2770.20 4407.66	2905.15 4619.62	3047.55 4835.34	3197.88 5058.82	3352.02 5297.70	3513.86 5552.03	3675.70 5810.10
005536	W&S Eng Cost&Scheduling Spec(+)	6	2459.42 3945.82	2580.02 4128.79	2712.35 4315.55	2836.95 4517.96	2976.93 4735.89	3124.82 4957.63	3276.57 5191.18	3436.07 5440.22	3603.46 5696.98	3770.83 5969.42
005539	W&S Sewer Collection Sys Sup	3	2021.17 3244.73	2118.82 3401.05	2220.53 3565.33	2322.17 3729.44	2439.43 3901.48	2556.70 4085.30	2681.86 4276.88	2810.79 4472.30	2947.63 4687.37	3092.27 4906.17
005541	Pipefitter Supervisor	3	2021.17 3244.73	2118.82 3401.05	2220.53 3565.33	2322.17 3729.44	2439.43 3901.48	2556.70 4085.30	2681.86 4276.88	2810.79 4472.30	2947.63 4687.37	3092.27 4906.17
005546	W&S Instru CTRL SPEC SUP	3	2669.51 4257.18	2797.89 4451.74	2934.19 4665.82	3078.03 4883.69	3229.85 5109.41	3385.55 5350.69	3549.00 5607.55	3712.46 5868.20	3883.57 6132.27	4066.54 6408.22
005555	Treatment Plant Supervisor	6	2311.51 3712.46	2428.21 3883.57	2544.98 4066.54	2669.51 4257.18	2797.89 4451.74	2934.19 4665.82	3078.03 4883.69	3229.85 5109.41	3385.55 5350.69	3549.00 5607.55
005557	Chief W&S Plant Operator(+)		MIN 3513.27		MIN2 3864.60		MAX 5761.06		PAY GRADE..G07			

MIAMI DADE COUNTY
 FY 2023-2024 PAY PLAN EFFECTIVE 2023-10-02

JOB CODE NUMBER	JOB TITLE		01	02	03	04	05	06	07	08	09	10
			11	12	13	14	15	16	17	18	19	20
005559	Lime Production Plant Sup	6	1778.73 2849.83	1860.76 2990.62	1950.79 3139.29	2040.70 3291.55	2142.36 3451.96	2251.79 3619.98	2361.24 3788.10	2470.68 3964.16	2591.90 4147.80	2724.82 4350.60
005562	W&S Gis Qual Assurance Spec(+)	6	1852.37 2976.93	1941.86 3124.82	2031.32 3276.57	2132.50 3436.07	2241.43 3603.46	2350.40 3770.83	2459.42 3945.82	2580.02 4128.79	2712.35 4315.55	2836.95 4517.96
005574	W&S Service Technician Sup	3	1845.21 2947.63	1927.24 3092.27	2021.17 3244.73	2118.82 3401.05	2220.53 3565.33	2322.17 3729.44	2439.43 3901.48	2556.70 4085.30	2681.86 4276.88	2810.79 4472.30
005576	W&S Pump Station Constr Sup(+)	6	2976.93 4735.89	3124.82 4957.63	3276.57 5191.18	3436.07 5440.22	3603.46 5696.98	3770.83 5969.42	3945.82 6253.46	4128.79 6556.99	4315.55 6753.71	4517.96 7057.62
005579	W&S Construction Proj Sup 1(+)	6	2712.35 4315.55	2836.95 4517.96	2976.93 4735.89	3124.82 4957.63	3276.57 5191.18	3436.07 5440.22	3603.46 5696.98	3770.83 5969.42	3945.82 6253.46	4128.79 6556.99
005581	W&S Const Field Support Coor	3	2210.29 3549.00	2311.51 3712.46	2428.21 3883.57	2544.98 4066.54	2669.51 4257.18	2797.89 4451.74	2934.19 4665.82	3078.03 4883.69	3229.85 5109.41	3385.55 5350.69
005582	W&S Structural Constr Sup(+)	6	2976.93 4735.89	3124.82 4957.63	3276.57 5191.18	3436.07 5440.22	3603.46 5696.98	3770.83 5969.42	3945.82 6253.46	4128.79 6556.99	4315.55 6864.45	4517.96 7199.07
005584	W&S Special Proj Constr Sup(+)	6	2976.93 4735.89	3124.82 4957.63	3276.57 5191.18	3436.07 5440.22	3603.46 5696.98	3770.83 5969.42	3945.82 6253.46	4128.79 6556.99	4315.55 6864.45	4517.96 7199.07
005585	W&S Senior Scada Engineer(+)		MIN 3240.03		MIN2 3564.00		MAX 5274.07		PAY GRADE..G06			
005587	W&S Scada Projects Coordinator(+)	6	2607.28 4148.37	2727.06 4342.93	2861.61 4552.42	3003.78 4765.58	3149.65 4990.07	3302.96 5229.47	3463.86 5476.28	3624.77 5738.16	3792.98 6011.21	3968.85 6302.97

MIAMI DADE COUNTY
FY 2023-2024 PAY PLAN EFFECTIVE 2023-10-02

JOB CODE NUMBER	JOB TITLE		01	02	03	04	05	06	07	08	09	10
			11	12	13	14	15	16	17	18	19	20
005589	Scada Operations Specialist(+)	6	2459.42 3945.82	2580.02 4128.79	2712.35 4315.55	2836.95 4517.96	2976.93 4735.89	3124.82 4957.63	3276.57 5191.18	3436.07 5440.22	3603.46 5696.98	3770.83 5969.42
005590	W&S Security Sup(+)	6	2459.42 3945.82	2580.02 4128.79	2712.35 4315.55	2836.95 4517.96	2976.93 4735.89	3124.82 4957.63	3276.57 5191.18	3436.07 5440.22	3603.46 5696.98	3770.83 5969.42
005591	W&S Security Inspector Sup(+)	6	2459.42 3945.82	2580.02 4128.79	2712.35 4315.55	2836.95 4517.96	2976.93 4735.89	3124.82 4957.63	3276.57 5191.18	3436.07 5440.22	3603.46 5696.98	3770.83 5969.42
005594	W&S Ast Chief Of Security(+)		MIN 2652.39		MIN2 3103.32		MAX 4528.27		PAY GRADE..G04			
005595	New Business Conveyance Ofc(+)	6	2241.43 3603.46	2350.40 3770.83	2459.42 3945.82	2580.02 4128.79	2712.35 4315.55	2836.95 4517.96	2976.93 4735.89	3124.82 4957.63	3276.57 5191.18	3436.07 5440.22
005596	W&S Gis Quality Assurance Sup(+)		MIN 2336.92		MIN2 2799.53		MAX 4030.51		PAY GRADE..GIJ			
005597	W&S Sp Ast To Dep Dir Of Ops(+)		MIN 3240.03		MIN2 3564.00		MAX 5274.07		PAY GRADE..G06			
005603	Water Distribution Sup	3	2322.17 3729.44	2439.43 3901.48	2556.70 4085.30	2681.86 4276.88	2810.79 4472.30	2947.63 4687.37	3092.27 4906.17	3244.73 5132.93	3401.05 5363.92	3565.33 5605.29
005605	Water/Wastewater Ops Manager(+)		MIN 3478.47		MIN2 3826.34		MAX 5704.02		PAY GRADE..G07			
005608	Chief W&S Division(+)		MIN 3740.26		MIN2 4114.28		MAX 6174.28		PAY GRADE..G08			

MIAMI DADE COUNTY
FY 2023-2024 PAY PLAN EFFECTIVE 2023-10-02

JOB CODE NUMBER	JOB TITLE										
		01 ←	02	03	04	05	06	07	08	09	10 →
		11	12	13	14	15	16	17	18	19	20
005609	Senior Chief, W&S Division(+)	MIN 4013.69		MIN2 4415.05		MAX 6671.50		PAY GRADE..G09			
005610	W&S Erp Senior Business Spec(+)	MIN 3366.07		MIN2 4058.65		MAX 5614.21		PAY GRADE..GIK			
005611	W&S EPR Business Specialist 2(+)	MIN 2918.61		MIN2 3533.38		MAX 4882.80		PAY GRADE..GIG			
005612	W&S Erp Business Specialist 1(+)	MIN 2534.97		MIN2 3039.74		MAX 4365.69		PAY GRADE..GIU			
005613	W&S ERP/EAMS Bus Proc Div Mgr(+)	MIN 3740.26		MIN2 4114.28		MAX 6174.28		PAY GRADE..G08			
005631	W&S Env Compliance Spec 1(+)	6 2031.32 3276.57	2132.50 3436.07	2241.43 3603.46	2350.40 3770.83	2459.42 3945.82	2580.02 4128.79	2712.35 4315.55	2836.95 4517.96	2976.93 4735.89	3124.82 4957.63
005632	W&S Env Compliance Spec 2(+)	6 2387.77 3830.90	2504.87 4008.53	2633.36 4189.84	2754.33 4386.37	2890.22 4597.95	3033.81 4813.24	3181.14 5039.98	3335.98 5281.77	3498.50 5531.05	3661.02 5795.55
005633	W&S Env Compliance Supv (+)	6 2727.06 4342.93	2861.61 4552.42	3003.78 4765.58	3149.65 4990.07	3302.96 5229.47	3463.86 5476.28	3624.76 5738.16	3792.98 6011.21	3968.85 6302.97	4148.37 6598.52
005643	W & S Paving Const Prg Mgr(+)	6 2976.93 4735.89	3124.82 4957.63	3276.57 5191.18	3436.07 5440.22	3603.46 5696.98	3770.83 5969.42	3945.82 6253.46	4128.79 6556.99	4315.55 6864.45	4517.96 7199.07
005646	W&S Scada Support Specialist(+)	MIN 2336.92		MIN2 2799.53		MAX 4030.50		PAY GRADE..GIJ			

MIAMI DADE COUNTY
 FY 2023-2024 PAY PLAN EFFECTIVE 2023-10-02

JOB CODE NUMBER	JOB TITLE										
		01	02	03	04	05	06	07	08	09	10
		←-----									
		11	12	13	14	15	16	17	18	19	20
005647	SCADA Infrastructure Spec	MIN 2560.32		MIN2 3070.13		MAX 4409.35		PAY GRADE...GIP			
005648	SCADA Infrastructure Manager(+)	MIN 2984.36		MIN2 3598.40		MAX 4977.54		PAY GRADE...GIO			
005650	Water Distribution Section Sup(+)	6 2132.50 3436.07	2241.43 3603.46	2350.40 3770.83	2459.42 3945.82	2580.02 4128.79	2712.35 4315.55	2836.95 4517.96	2976.93 4735.89	3124.82 4957.63	3276.57 5191.18
005651	Water Dist Admin Section Mgr(+)	6 2607.28 4148.37	2727.06 4342.93	2861.61 4552.42	3003.78 4765.58	3149.65 4990.07	3302.96 5229.47	3463.86 5476.28	3624.77 5738.16	3792.98 6011.21	3968.85 6302.97
005662	W&S Quality Assurance Gis Spec(+)	6 1852.37 2976.93	1941.86 3124.82	2031.32 3276.57	2132.50 3436.07	2241.43 3603.46	2350.40 3770.83	2459.42 3945.82	2580.02 4128.79	2712.35 4315.55	2836.95 4517.96
005665	W&S Cadastral Technician	6 1626.99 2478.11	1695.58 2591.82	1764.03 2709.40	1840.10 2830.92	1917.31 2960.31	1999.69 3097.56	2086.00 3238.70	2180.06 3383.75	2270.22 3536.75	2372.18 3697.34
005666	W&S Resilience Program Coor(+)	6 2607.28 4148.37	2727.06 4342.93	2861.61 4552.42	3003.78 4765.58	3149.65 4990.07	3302.96 5229.47	3463.86 5476.28	3624.77 5738.16	3792.98 6011.21	3968.85 6302.97
005702	W&S Clerk 2	6 1048.25 1516.41	1082.46 1577.29	1124.33 1641.95	1162.42 1710.47	1211.90 1782.83	1257.58 1855.15	1303.29 1932.81	1356.53 2015.11	1405.98 2101.34	1455.50 2199.26
005707	W&S Records Center Clerk 2	6 1318.40 2005.72	1370.31 2100.83	1430.79 2187.26	1487.05 2286.68	1551.89 2399.14	1616.61 2502.81	1685.88 2619.58	1767.94 2740.58	1841.52 2865.93	1923.54 2995.61
005712	W & S Office Support Specialis	6 1236.00 1880.37	1284.67 1969.52	1341.37 2050.55	1394.10 2143.76	1454.90 2249.19	1515.57 2346.38	1580.52 2455.86	1657.45 2569.29	1726.42 2686.82	1803.31 2808.39

MIAMI DADE COUNTY
 FY 2023-2024 PAY PLAN EFFECTIVE 2023-10-02

JOB CODE NUMBER	JOB TITLE		01	02	03	04	05	06	07	08	09	10
			11	12	13	14	15	16	17	18	19	20
005714	W&S Complaint Intake Special	6	1318.40 2005.72	1370.31 2100.83	1430.79 2187.26	1487.05 2286.68	1551.89 2399.14	1616.61 2502.81	1685.88 2619.58	1767.94 2740.58	1841.52 2865.93	1923.54 2995.61
005715	W&S Technical Document Special(+)	6	1834.03 2947.46	1922.64 3093.89	2011.21 3244.14	2111.40 3402.05	2219.25 3567.78	2327.13 3733.50	2435.07 3906.75	2554.46 4087.92	2685.50 4272.82	2808.86 4473.23
005719	W&S Secretary	6	1338.78 2061.61	1396.62 2160.70	1454.36 2259.92	1519.69 2473.98	1585.19 2588.97	1650.66 2711.81	1727.67 2842.64	1804.62 2969.54	1883.14 3135.78	1974.45 3286.94
005720	W&S Document Ctrl Specialist	6	1318.40 2005.72	1370.31 2100.83	1430.79 2187.26	1487.05 2286.68	1551.89 2399.14	1616.61 2502.81	1685.88 2619.58	1767.94 2740.58	1841.52 2865.93	1923.54 2995.61
005721	W&S Doc Control Specialist Sup	6	1412.96 2187.49	1473.50 2289.55	1545.22 2395.29	1609.50 2504.87	1681.20 2618.20	1753.03 2742.83	1836.16 2875.15	1911.68 3007.36	1998.60 3147.10	2096.88 3294.53
005722	W&S Records Center Clerk 1	6	1236.00 1880.37	1284.67 1969.52	1341.37 2050.55	1394.10 2143.76	1454.90 2249.19	1515.57 2346.38	1580.52 2455.86	1657.45 2569.29	1726.42 2686.82	1803.31 2808.39
005725	W&S Cashier 1	6	1236.00 1880.37	1284.67 1969.52	1341.37 2050.55	1394.10 2143.76	1454.90 2249.19	1515.57 2346.38	1580.52 2455.86	1657.45 2569.29	1726.42 2686.82	1803.31 2808.39
005726	W&S Cashier 2	6	1318.40 2005.72	1370.31 2100.83	1430.79 2187.26	1487.05 2286.68	1551.89 2399.14	1616.61 2502.81	1685.88 2619.58	1767.94 2740.58	1841.52 2865.93	1923.54 2995.61
005728	W&S Account Clerk	6	1318.40 2005.72	1370.31 2100.83	1430.79 2187.26	1487.05 2286.68	1551.89 2399.14	1616.61 2502.81	1685.88 2619.58	1767.94 2740.58	1841.52 2865.93	1923.54 2995.61
005732	W&S Billing Clerk	6	1345.12 1999.44	1394.56 2085.68	1440.23 2179.71	1504.99 2269.86	1565.87 2371.85	1626.72 2477.61	1695.26 2591.27	1763.79 2708.97	1839.91 2830.49	1917.11 2959.88

MIAMI DADE COUNTY
 FY 2023-2024 PAY PLAN EFFECTIVE 2023-10-02

JOB CODE NUMBER	JOB TITLE		←----->									
			01	02	03	04	05	06	07	08	09	10
			11	12	13	14	15	16	17	18	19	20
005736	W&S Custodial Worker 1	3	1236.00 1882.43	1288.18 1964.33	1340.28 2059.58	1396.50 2150.50	1456.84 2253.87	1517.07 2357.29	1585.21 2464.80	1653.54 2580.65	1721.83 2700.60	1802.16 2828.74
005737	W&S Custodial Worker 2	3	1318.40 2007.92	1374.05 2095.29	1429.63 2196.89	1489.61 2293.87	1553.96 2404.12	1618.20 2514.44	1690.90 2629.13	1763.77 2752.70	1836.62 2880.64	1922.31 3017.31
005739	W&S Paralegal Collection Spec	6	1664.32 2580.02	1736.02 2696.76	1807.81 2825.11	1891.23 2961.41	1969.04 3097.58	2058.55 3241.50	2159.79 3393.37	2253.11 3552.77	2358.24 3720.13	2467.17 3887.54
005740	W&S Business Process Spec(+)		MIN 2336.92		MIN2 2799.53		MAX 4030.51		PAY GRADE...GIJ			
005741	W&S Business Process Sr Spec(+)		MIN 2560.32		MIN2 3070.13		MAX 4409.35		PAY GRADE...GIF			
005743	W&S Operations Coordinator(+)		MIN 2477.44		MIN2 2898.63		MAX 4199.05		PAY GRADE...G03			
005746	W&S Micrographics Tech 2	6	1318.40 2005.72	1370.31 2100.83	1430.79 2187.26	1487.05 2286.68	1551.89 2399.14	1616.61 2502.81	1685.88 2619.58	1767.94 2740.58	1841.52 2865.93	1923.54 2995.61
005748	W&S Customer Service Rep 1	6	1440.42 2180.06	1505.21 2270.22	1566.10 2372.18	1626.99 2478.11	1695.58 2591.82	1764.03 2709.40	1840.10 2830.92	1917.31 2960.31	1999.69 3097.56	2086.00 3238.70
005749	W&S Customer Service Rep 2	6	1576.22 2403.49	1638.99 2513.28	1709.56 2623.09	1787.95 2741.16	1862.46 2864.46	1944.82 2993.41	2023.24 3128.10	2113.43 3268.88	2207.51 3415.97	2301.61 3569.71
005751	W&S Communications Spt Spc	6	1705.81 2611.48	1777.92 2728.72	1850.06 2849.83	1927.24 2978.94	2009.34 3119.67	2095.42 3252.50	2193.16 3389.38	2286.95 3530.18	2388.56 3689.00	2498.06 3855.03

MIAMI DADE COUNTY
 FY 2023-2024 PAY PLAN EFFECTIVE 2023-10-02

JOB CODE NUMBER	JOB TITLE		01	02	03	04	05	06	07	08	09	10
			11	12	13	14	15	16	17	18	19	20
005752	W&S Personnel Technician	6	1544.91 2459.42	1611.06 2580.02	1688.89 2712.35	1770.65 2836.95	1852.37 2976.93	1941.86 3124.82	2031.32 3276.57	2132.50 3436.07	2241.43 3603.46	2350.40 3770.83
005753	W&S Training Technician	6	1283.54 1972.16	1295.90 2070.39	1360.06 2176.16	1424.37 2281.95	1499.91 2387.77	1564.13 2504.87	1639.69 2633.36	1719.08 2754.33	1798.41 2890.22	1885.30 3033.81
005755	Utility Supply Spec 1	6	1391.94 2101.73	1442.87 2199.65	1505.62 2293.71	1568.35 2395.73	1635.06 2505.48	1705.61 2619.15	1780.17 2736.84	1854.61 2858.29	1933.02 2989.25	2015.32 3121.38
005756	W&S Utility Supply Spec 2	6	1549.48 2466.46	1628.80 2580.83	1696.12 2707.39	1775.47 2846.26	1858.76 2976.95	1943.75 3123.93	2037.71 3279.14	2131.69 3438.41	2237.81 3593.10	2352.08 3754.81
005757	W&S Utility Supply Coordinator	6	1798.41 2890.22	1885.30 3033.81	1972.16 3181.14	2070.39 3335.98	2176.16 3498.50	2281.95 3661.02	2387.77 3830.90	2504.87 4008.53	2633.36 4189.84	2754.33 4386.37
005758	W&S Capital Inventory Spec	6	1618.94 2580.02	1694.50 2712.35	1773.90 2836.95	1853.20 2976.93	1941.86 3124.82	2031.32 3276.57	2132.50 3436.07	2241.43 3603.46	2350.40 3770.83	2459.42 3945.82
005760	W&S Purchasing Specialist	6	1688.89 2712.35	1770.42 2836.95	1852.37 2976.93	1941.86 3124.82	2031.32 3276.57	2132.50 3436.07	2241.43 3603.46	2350.40 3770.83	2459.42 3945.82	2580.02 4128.79
005762	W&S Laboratory Technician 1	6	1345.26 1999.69	1394.77 2086.00	1440.42 2180.06	1505.20 2270.22	1566.10 2372.18	1626.93 2478.11	1695.58 2591.83	1764.03 2709.40	1840.10 2831.29	1917.31 2958.73
005765	W&S Laboratory Technician 2	6	1505.21 2270.22	1566.10 2372.18	1626.99 2478.11	1695.58 2591.82	1764.03 2709.40	1840.10 2830.92	1917.31 2960.31	1999.69 3097.56	2086.00 3238.70	2180.06 3383.75

MIAMI DADE COUNTY
 FY 2023-2024 PAY PLAN EFFECTIVE 2023-10-02

JOB CODE NUMBER	JOB TITLE		←-----									
			01	02	03	04	05	06	07	08	09	10
			11	12	13	14	15	16	17	18	19	20
005770	Meter Reader	6	1318.40 2005.72	1370.31 2100.83	1430.79 2187.26	1487.05 2286.68	1551.89 2399.14	1616.61 2502.81	1685.88 2619.58	1767.94 2740.58	1841.52 2865.93	1923.54 2995.61
005772	W&S Mail Center Clerk 1	6	1236.00 1880.37	1284.67 1969.52	1341.37 2050.55	1394.10 2143.76	1454.90 2249.19	1515.57 2346.38	1580.52 2455.86	1657.45 2569.29	1726.42 2686.82	1803.31 2808.39
005773	W&S Mail Center Clerk 2	6	1318.40 2005.72	1370.31 2100.83	1430.79 2187.26	1487.05 2286.68	1551.89 2399.14	1616.61 2502.81	1685.88 2619.58	1767.94 2740.58	1841.52 2865.93	1923.54 2995.61
005774	W&S Duplicating Equip Operator	6	1318.40 2005.72	1370.31 2100.83	1430.79 2187.26	1487.05 2286.68	1551.89 2399.14	1616.61 2502.81	1685.88 2619.58	1767.94 2740.58	1841.52 2865.93	1923.54 2995.61
005775	W&S Data Entry Specialist 1	6	1236.00 1880.37	1284.67 1969.52	1341.37 2050.55	1394.10 2143.76	1454.90 2249.19	1515.57 2346.38	1580.52 2455.86	1657.45 2569.29	1726.42 2686.82	1803.31 2808.39
005776	W&S Data Entry Specialist 2	6	1339.00 2058.55	1397.06 2159.79	1455.34 2253.11	1517.69 2339.59	1591.57 2432.53	1657.82 2542.26	1731.77 2656.37	1805.66 2749.33	1921.14 2874.77	1968.99 2965.68
005778	W&S Gis Field Technician	6	1345.26 1999.69	1394.77 2086.00	1440.42 2180.06	1505.20 2270.22	1566.10 2372.18	1626.93 2478.11	1695.58 2591.83	1764.03 2709.40	1840.10 2830.92	1917.31 2960.31
005779	W&S Gis Graphics Technician 2	6	1425.23 2258.47	1490.00 2368.27	1566.10 2478.11	1630.75 2599.59	1706.94 2732.90	1786.92 2858.29	1866.84 2999.55	1956.54 3148.50	2046.69 3301.45	2148.68 3462.20
005783	W&S Mini-Computer Data Tech	6	1343.30 1996.88	1398.84 2082.58	1450.37 2172.45	1497.99 2270.45	1565.28 2364.46	1628.80 2470.54	1692.14 2580.83	1763.54 2699.20	1834.98 2821.71	1915.22 2948.34
005784	W&S Information Tech Spec		MIN 2136.98		MIN2 2560.32		MAX 3223.63		PAY GRADE..GII			

MIAMI DADE COUNTY
 FY 2023-2024 PAY PLAN EFFECTIVE 2023-10-02

JOB CODE NUMBER	JOB TITLE	←----->									
		01	02	03	04	05	06	07	08	09	10
		11	12	13	14	15	16	17	18	19	20
005785	W&S Sys Analyst/Programmer 1(+)	MIN 2336.92		MIN2 2799.53		MAX 4030.50		PAY GRADE...GIJ			
005786	W&S Sys Analyst/Programmer 2(+)	MIN 2560.32		MIN2 3070.13		MAX 4409.35		PAY GRADE...GIF			
005796	W&S Gis Verification Sect Sup(+)	6 2459.42	2580.02	2712.35	2836.95	2976.93	3124.82	3276.57	3436.07	3603.46	3770.83
		3945.82	4128.79	4315.55	4517.96	4735.89	4957.63	5191.18	5440.22	5696.98	5969.42
005797	W&S Financial Data Admin (+)	6 2607.28	2727.06	2861.61	3003.78	3149.65	3302.96	3463.86	3624.77	3792.98	3968.85
		4148.37	4342.93	4552.42	4765.58	4990.07	5229.47	5476.28	5738.16	6011.21	6302.97
005802	W&S Semi-Skilled Laborer	3 1318.40	1374.05	1429.63	1489.61	1553.96	1618.20	1690.90	1763.77	1836.62	1922.31
		2007.92	2095.29	2196.89	2293.87	2404.12	2514.44	2629.13	2752.70	2880.64	3017.31
005803	W&S Maint Repairer	3 1318.40	1374.05	1429.63	1489.61	1553.96	1618.20	1690.90	1763.77	1836.62	1922.31
		2007.92	2095.29	2196.89	2293.87	2404.12	2514.44	2629.13	2752.70	2880.64	3017.31
005804	W&S Maintenance Mechanic	3 1413.61	1478.33	1539.21	1615.39	1687.63	1763.79	1851.28	1932.81	2026.76	2124.85
		2226.77	2328.68	2446.28	2563.88	2689.35	2818.70	2955.92	3101.00	3253.82	3410.74
005805	W&S Welder	3 1623.02	1695.61	1772.06	1860.14	1942.19	2036.74	2135.23	2237.65	2340.12	2458.29
		2576.41	2702.51	2832.55	2970.42	3116.20	3269.81	3427.40	3592.88	3758.38	3931.55
005806	Sewer Inspection Technician 1	3 1375.46	1432.63	1489.69	1558.21	1626.72	1691.44	1763.79	1839.91	1920.99	2007.15
		2093.48	2191.41	2293.40	2399.24	2512.87	2626.59	2744.25	2873.64	3010.88	3146.36
005807	Sewer Inspection Technician 2	3 1626.72	1691.44	1763.79	1839.91	1920.99	2007.15	2093.48	2191.41	2293.40	2399.24
		2512.87	2626.59	2744.25	2873.64	3010.88	3148.06	3296.97	3445.93	3600.99	3763.03

MIAMI DADE COUNTY
FY 2023-2024 PAY PLAN EFFECTIVE 2023-10-02

JOB CODE NUMBER	JOB TITLE		01	02	03	04	05	06	07	08	09	10
			11	12	13	14	15	16	17	18	19	20
005810	W&S Submersible Pump Tech	3	1845.21 2947.63	1927.24 3092.27	2021.17 3244.73	2118.82 3401.05	2220.53 3565.33	2322.17 3729.44	2439.43 3901.48	2556.70 4085.30	2681.86 4276.88	2810.79 4472.30
005817	W&S Utility Equipment Tech	3	1942.19 3108.29	2032.80 3265.85	2135.23 3423.38	2237.65 3588.89	2340.12 3762.21	2450.42 3945.82	2572.49 4128.79	2698.58 4315.55	2828.59 4517.96	2970.42 4735.89
005822	W&S Backflow Enf Specialist	3	1687.63 2689.35	1763.79 2818.70	1851.28 2955.92	1932.81 3101.00	2026.76 3253.82	2124.85 3410.74	2226.77 3564.21	2328.68 3725.18	2446.28 3892.81	2563.88 4067.96
005825	W&S Septic Waste Attendant	3	1318.40 2007.92	1374.05 2095.29	1429.63 2196.89	1489.61 2293.87	1553.96 2404.12	1618.20 2514.44	1690.90 2629.13	1763.77 2752.70	1836.62 2880.64	1922.31 3017.31
005826	W&S Automotive Body Worker	3	1546.49 2458.29	1623.02 2576.41	1695.61 2702.51	1772.06 2832.55	1860.14 2970.42	1942.19 3116.20	2036.74 3269.81	2135.23 3427.40	2237.65 3592.88	2340.12 3758.38
005827	W&S Auto Equipment Operator 1	3	1373.90 2066.97	1426.60 2156.12	1475.29 2253.32	1544.12 2346.63	1609.01 2452.02	1673.83 2561.32	1746.70 2678.88	1819.68 2800.50	1900.76 2926.17	1981.82 3049.06
005828	W&S Auto Equipment Operator 2	3	1498.15 2367.41	1568.34 2485.41	1638.47 2607.17	1712.42 2732.85	1793.68 2869.81	1876.48 3003.00	1963.98 3155.34	2062.99 3307.55	2161.89 3467.39	2260.83 3634.93
005830	W&S Heavy Equipment Operator	3	1751.73 2783.50	1834.74 2915.44	1921.71 3053.63	2012.81 3198.37	2108.22 3349.96	2208.14 3508.76	2312.80 3675.07	2422.44 3849.27	2537.26 4031.73	2657.53 4222.82
005837	W&S Service Technician 1	3	1352.69 2124.85	1413.61 2226.77	1478.33 2328.68	1539.21 2446.28	1615.39 2563.88	1687.63 2689.35	1763.79 2818.70	1851.28 2955.92	1932.81 3101.00	2026.76 3253.82

MIAMI DADE COUNTY
 FY 2023-2024 PAY PLAN EFFECTIVE 2023-10-02

JOB CODE NUMBER	JOB TITLE		←-----										→
			01	02	03	04	05	06	07	08	09	10	
			11	12	13	14	15	16	17	18	19	20	
005838	W&S Service Technician 2	3	1478.33 2328.68	1539.21 2446.28	1615.39 2563.88	1687.63 2689.35	1763.79 2818.70	1851.28 2955.92	1932.80 3101.00	2026.76 3253.82	2124.85 3410.74	2226.77 3575.32	
005840	W&S Plant Electrician	3	2404.18 3845.12	2519.77 4026.28	2643.08 4215.03	2770.20 4407.66	2905.15 4619.62	3047.55 4835.34	3197.88 5058.82	3352.02 5297.70	3513.86 5552.03	3675.70 5810.10	
005841	W&S Plant Electrical Proj Spec(+)	6	2065.89 3330.86	2170.63 3493.07	2280.02 3663.45	2389.66 3833.95	2503.20 4008.33	2628.96 4199.06	2754.81 4397.88	2892.66 4596.63	3026.55 4819.81	3180.80 5042.93	
005842	W&S Power Plant Operator 1	3	1478.33 2328.68	1539.21 2446.28	1615.39 2563.88	1687.63 2689.35	1763.79 2818.70	1851.28 2955.92	1932.80 3101.00	2026.76 3253.82	2124.85 3410.74	2226.77 3575.32	
005843	W&S Power Plant Operator 2	3	1623.02 2576.41	1695.61 2702.51	1772.06 2832.55	1860.14 2970.42	1942.19 3116.21	2036.74 3269.81	2135.23 3427.40	2237.65 3592.88	2340.12 3758.38	2458.29 3931.55	
005844	W&S Plant Diesel Mechanic	3	2032.80 3265.85	2135.23 3423.38	2237.65 3588.89	2340.12 3762.21	2450.42 3945.82	2572.49 4128.79	2698.58 4315.55	2828.59 4517.96	2970.42 4735.89	3108.29 4949.01	
005846	W&S Plant Mechanic	3	2032.80 3265.85	2135.23 3423.38	2237.65 3588.89	2340.12 3762.21	2450.42 3945.82	2572.49 4128.79	2698.58 4315.55	2828.59 4517.96	2970.42 4735.89	3108.29 4949.01	
005848	W&S Pipefitter	3	1539.21 2446.28	1615.39 2563.88	1687.63 2689.35	1763.79 2818.70	1851.28 2955.92	1932.81 3101.00	2026.76 3253.82	2124.85 3410.74	2226.77 3575.32	2328.68 3746.93	
005850	W&S Instrumentation Ctrl Spec	3	2404.18 3845.12	2519.77 4026.28	2643.08 4215.03	2770.20 4407.66	2905.15 4619.62	3047.55 4835.34	3197.88 5058.82	3352.02 5297.70	3513.86 5552.03	3675.70 5810.10	
005851	W&S Leak Detection Equip Spec	6	1623.02 2576.41	1695.61 2702.51	1772.06 2832.55	1860.14 2970.42	1942.19 3116.20	2036.74 3269.81	2135.23 3427.40	2237.65 3592.88	2340.12 3758.38	2458.29 3931.55	

MIAMI DADE COUNTY
FY 2023-2024 PAY PLAN EFFECTIVE 2023-10-02

JOB CODE NUMBER	JOB TITLE		01	02	03	04	05	06	07	08	09	10
			11	12	13	14	15	16	17	18	19	20
005852	Treatment Plant Operator 1	6	1772.06 2828.59	1856.22 2970.42	1942.19 3108.29	2032.80 3265.85	2135.23 3423.38	2237.65 3588.89	2340.12 3762.21	2450.42 3945.82	2572.49 4128.79	2698.58 4315.55
005853	W&S Treatment Plant Operator 2	6	2032.80 3265.85	2135.23 3423.38	2237.65 3588.89	2340.12 3762.21	2450.42 3945.82	2572.49 4128.79	2698.58 4315.55	2828.59 4517.96	2970.42 4735.89	3108.29 4949.01
005855	W&S Sludge Dewatering Oper 1	6	1440.42 2180.06	1505.21 2270.22	1566.10 2372.18	1626.99 2478.11	1695.58 2591.82	1764.03 2709.40	1840.10 2830.92	1917.31 2960.31	1999.69 3097.56	2086.00 3238.70
005856	Sludge Dewatering Operator 2	6	1576.22 2403.49	1638.99 2513.28	1709.56 2623.09	1787.95 2741.16	1862.46 2864.46	1944.82 2993.41	2023.24 3128.10	2113.43 3268.88	2207.51 3415.97	2301.61 3569.71
005857	W&S Meter Technician	3	1539.21 2446.28	1615.39 2563.88	1687.63 2689.35	1763.79 2818.70	1851.28 2955.92	1932.81 3101.00	2026.76 3253.82	2124.85 3410.74	2226.77 3575.32	2328.68 3746.93
005858	W&S Flow Meter Technician	3	1326.09 2007.15	1375.46 2093.48	1432.63 2191.41	1489.69 2293.40	1558.21 2399.24	1626.72 2512.87	1691.44 2626.59	1763.79 2744.25	1839.91 2873.64	1920.99 3010.88
005859	W&S Senior Meter Technician	3	1687.63 2689.35	1763.79 2818.70	1851.28 2955.92	1932.81 3101.00	2026.76 3253.82	2124.85 3410.74	2226.77 3564.21	2328.68 3725.18	2446.28 3892.81	2563.88 4067.96
005860	Lime Production Plant Oper 1	6	1440.42 2180.06	1505.21 2270.22	1566.10 2372.18	1626.99 2478.11	1695.58 2591.82	1764.03 2709.40	1840.10 2830.92	1917.31 2960.31	1999.69 3097.56	2086.00 3238.70
005861	Lime Production Plant Oper 2	6	1576.22 2403.49	1638.99 2513.28	1709.56 2623.09	1787.95 2741.16	1862.46 2864.46	1944.82 2993.41	2023.24 3128.10	2113.43 3268.88	2207.51 3415.97	2301.61 3569.71

MIAMI DADE COUNTY
FY 2023-2024 PAY PLAN EFFECTIVE 2023-10-02

JOB CODE NUMBER	JOB TITLE		01	02	03	04	05	06	07	08	09	10
			11	12	13	14	15	16	17	18	19	20
005862	W&S Evaluation&Review Spec	6	1917.31 2960.31	1999.69 3097.56	2086.00 3238.70	2180.06 3383.75	2270.22 3536.74	2372.18 3695.92	2478.11 3862.21	2591.83 4036.01	2709.40 4217.62	2830.92 4407.42
005866	W&S Valve Exercise Tech	3	1372.45 2161.91	1435.26 2260.85	1494.40 2375.04	1568.34 2489.19	1638.48 2611.01	1712.42 2736.61	1797.36 2869.83	1876.50 3010.69	1967.71 3159.04	2062.96 3311.39
005867	W&S Sewer Lateral Repair	3	1413.61 2226.77	1478.33 2328.68	1539.21 2446.28	1615.39 2563.88	1687.63 2689.35	1763.79 2818.70	1851.28 2955.92	1932.81 3101.00	2026.76 3253.82	2124.85 3410.74
005872	W&S Structural Maint Worker	3	1687.63 2689.35	1763.79 2818.70	1851.28 2955.92	1932.81 3101.00	2026.76 3253.82	2124.85 3410.74	2226.77 3575.32	2328.68 3739.99	2446.28 3912.54	2563.88 4088.62
005878	W&S Refrig/Ac Mechanic	3	2135.23 3427.40	2237.65 3592.88	2340.12 3758.38	2458.29 3931.55	2576.41 4128.79	2702.51 4315.55	2832.55 4517.96	2969.97 4735.89	3116.20 4944.14	3269.81 5166.62
005880	W&S Electrician	3	1942.19 3116.20	2036.74 3269.81	2135.23 3427.40	2237.65 3592.88	2340.12 3758.38	2458.29 3931.55	2576.41 4116.78	2702.51 4309.82	2832.55 4506.83	2970.42 4723.50
005882	W&S Plumber	3	1942.19 3116.20	2036.74 3269.81	2135.23 3427.40	2237.65 3592.88	2340.12 3758.38	2458.29 3931.55	2576.41 4116.78	2702.51 4309.82	2832.55 4506.83	2970.42 4723.50
005888	W&S Engineering Survey Tech 1	6	1318.40 2005.72	1370.31 2100.83	1430.79 2187.26	1487.05 2286.68	1551.89 2399.14	1616.61 2502.81	1685.88 2619.58	1767.94 2740.58	1841.52 2865.93	1923.54 2995.61
005889	W&S Engineering Survey Tech 2	6	1318.40 2005.72	1370.31 2100.83	1430.79 2187.26	1487.05 2286.68	1551.89 2399.14	1616.61 2502.81	1685.88 2619.58	1767.94 2740.58	1841.52 2865.93	1923.54 2995.61
005895	W&S Projects Inspector 1	6	1917.31 2960.31	1999.69 3097.56	2086.00 3238.70	2180.06 3383.75	2270.22 3536.74	2372.18 3695.92	2478.11 3862.21	2591.83 4036.01	2709.40 4217.62	2830.92 4407.42

MIAMI DADE COUNTY
 FY 2023-2024 PAY PLAN EFFECTIVE 2023-10-02

JOB CODE NUMBER	JOB TITLE		FY 2023-2024 PAY PLAN EFFECTIVE 2023-10-02									
			01	02	03	04	05	06	07	08	09	10
			11	12	13	14	15	16	17	18	19	20
005897	W&S Projects Inspector 2	6	2132.50 3436.07	2241.43 3603.46	2350.40 3770.83	2459.42 3945.82	2580.02 4128.79	2712.35 4315.55	2836.95 4517.96	2976.93 4735.89	3124.82 4957.63	3276.57 5191.18
005899	W&S Cctv Equip Inspection Tech	6	1772.06 2828.59	1856.22 2970.42	1942.19 3108.29	2032.80 3265.85	2135.23 3423.38	2237.65 3588.89	2340.12 3762.21	2450.42 3945.82	2572.49 4128.79	2698.58 4315.55
005901	W&S Utility Inv & Proc Spec	6	1677.22 2572.29	1747.28 2688.92	1825.02 2809.68	1902.88 2938.04	1984.60 3074.18	2070.39 3214.27	2163.67 3358.26	2253.11 3510.06	2354.30 3668.05	2459.42 3833.06
005902	W&S Emp Sfty&Develop Instr(+)	6	1900.86 3116.73	2001.28 3274.45	2108.94 3437.71	2216.53 3611.65	2327.65 3791.04	2442.47 3977.48	2564.43 4178.31	2689.92 4386.44	2826.25 4603.32	2969.68 4833.51
005903	W&S Mail Center Sup	6	1455.33 2253.11	1517.69 2358.24	1591.57 2467.17	1657.80 2580.02	1731.64 2696.76	1805.62 2825.11	1891.23 2961.41	1969.04 3097.58	2058.55 3241.50	2159.79 3393.37
005904	Customer Service Sup 1	6	1852.37 2976.93	1941.86 3124.82	2031.32 3276.57	2132.50 3436.07	2241.43 3603.46	2350.40 3770.83	2459.42 3945.82	2580.02 4128.79	2712.35 4315.55	2836.95 4517.96
005905	Customer Service Sup 2 (+)	6	2241.43 3603.46	2350.40 3770.83	2459.42 3945.82	2580.02 4128.79	2712.35 4315.55	2836.95 4517.96	2976.93 4735.89	3124.82 4957.63	3276.57 5191.18	3436.07 5440.22
005906	Customer Service Mgr(+)		MIN 3240.03		MIN2 3564.00		MAX 5274.07		PAY GRADE...G06			
005908	W & S Sr Const Compliance Spec(+)	6	2176.16 3498.50	2281.95 3661.02	2387.77 3830.90	2504.99 4008.53	2633.36 4189.84	2754.33 4386.37	2890.22 4597.95	3033.81 4813.24	3181.14 5039.98	3335.98 5281.77
005912	W&S Com Center Shift Sup	6	2031.32 3276.57	2132.50 3436.07	2241.43 3603.46	2350.40 3770.83	2459.42 3945.82	2580.02 4128.79	2712.35 4315.55	2836.95 4517.96	2976.93 4735.89	3124.82 4957.63

MIAMI DADE COUNTY
 FY 2023-2024 PAY PLAN EFFECTIVE 2023-10-02

JOB CODE NUMBER	JOB TITLE		01	02	03	04	05	06	07	08	09	10
			11	12	13	14	15	16	17	18	19	20
005913	W&S Safety Supervisor(+)	6	2459.42 3945.82	2580.02 4128.79	2712.35 4315.55	2836.95 4517.96	2976.93 4735.89	3124.82 4957.63	3276.57 5191.18	3436.07 5440.22	3603.46 5696.98	3770.83 5969.42
005914	W&S Contract Compliance Spec(+)	6	1852.37 2976.93	1941.86 3124.82	2031.32 3276.57	2132.50 3436.07	2241.43 3603.46	2350.40 3770.83	2459.42 3945.82	2580.02 4128.79	2712.35 4315.55	2836.95 4517.96
005916	W&S Emergency Com Mgr (+)		MIN 3240.03		MIN2 3564.00		MAX 5274.07		PAY GRADE..G06			
005917	W&S Utilities Collections Mgr(+)		MIN 2477.44		MIN2 2898.63		MAX 4199.05		PAY GRADE..G03			
005918	Utility Supply Supervisor	6	2031.32 3276.57	2132.50 3436.07	2241.43 3603.46	2350.40 3770.83	2459.42 3945.82	2580.02 4128.79	2712.35 4315.55	2836.95 4517.96	2976.93 4735.89	3124.82 4957.63
005919	W&S Projects Compliance Spec	6	1917.31 2960.31	1999.69 3097.56	2086.00 3238.70	2180.06 3383.75	2270.22 3536.74	2372.18 3695.92	2478.11 3862.21	2591.83 4036.01	2709.40 4217.62	2830.92 4407.42
005920	W&S Paving Cost Estimator(+)	6	1798.41 2890.22	1885.30 3033.81	1972.16 3181.14	2070.39 3335.98	2176.16 3498.50	2281.95 3661.02	2387.77 3830.90	2504.87 4008.53	2633.36 4189.84	2754.33 4386.37
005921	Manager W&S Training&Dev(+)		MIN 2477.44		MIN2 2898.63		MAX 4199.05		PAY GRADE..G03			
005923	W&S Senior Microbiologist(+)	6	2154.04 3467.53	2263.57 3635.66	2372.97 3803.86	2486.34 3983.66	2607.47 4167.32	2736.61 4358.91	2865.57 4562.20	3006.32 4767.47	3154.78 4982.04	3307.30 5206.23
005924	W&S Hazard Waste Specialist	6	1546.61 2580.02	1616.89 2712.35	1690.49 2836.95	1853.20 2976.93	1941.86 3124.82	2031.32 3276.57	2132.50 3436.07	2241.43 3603.46	2350.40 3770.83	2459.42 3945.82

MIAMI DADE COUNTY
 FY 2023-2024 PAY PLAN EFFECTIVE 2023-10-02

JOB CODE NUMBER	JOB TITLE		01	02	03	04	05	06	07	08	09	10
			11	12	13	14	15	16	17	18	19	20
005925	W&S Microbiologist(+)	6	1868.64 3006.32	1962.42 3154.78	2052.38 3307.30	2154.04 3467.53	2263.57 3635.66	2372.97 3803.86	2486.34 3983.66	2607.47 4167.32	2736.61 4358.91	2865.57 4562.20
005926	W&S Environmental Chemist 1(+)	6	1868.64 3006.32	1962.42 3154.78	2052.38 3307.30	2154.04 3467.53	2263.57 3635.66	2372.97 3803.86	2486.34 3983.66	2607.47 4167.32	2736.61 4358.91	2865.57 4562.20
005927	W&S Environmental Chemist 2(+)	6	2154.04 3467.53	2263.57 3635.66	2372.97 3803.86	2486.34 3983.66	2607.47 4167.32	2736.61 4358.91	2865.57 4562.20	3006.32 4767.47	3154.78 4982.04	3307.30 5206.23
005930	W&S Environmental Chemist 3(+)		MIN 2502.21		MIN2 2927.61		MAX 4241.04		PAY GRADE...G03			
005931	A/E Professional Svc Mgr(+)		MIN 3240.03		MIN2 3564.00		MAX 5274.07		PAY GRADE...G06			
005932	W&S Rate Analyst(+)	6	2459.42 3945.82	2580.02 4128.79	2712.35 4315.55	2836.95 4517.96	2976.93 4735.89	3124.82 4957.63	3276.57 5191.18	3436.07 5440.22	3603.46 5696.98	3770.83 5969.42
005933	W&S Real Estate Manager (+)		MIN 2838.32		MIN2 3320.85		MAX 4884.34		PAY GRADE...G05			
005934	W&S Liability Claims Admin(+)	6	2241.43 3603.46	2350.40 3770.83	2459.42 3945.82	2580.02 4128.79	2712.35 4315.55	2836.95 4517.96	2976.93 4735.89	3124.82 4957.63	3276.57 5191.18	3436.07 5440.22
005936	Utility Damages Investigator	6	1941.86 3124.82	2031.32 3276.57	2132.50 3436.07	2241.43 3603.46	2350.40 3770.83	2459.42 3945.82	2580.02 4128.79	2712.35 4315.55	2836.95 4509.74	2976.93 4712.67
005937	New Bus Contracting Officer(+)	6	2241.43 3603.46	2350.40 3770.83	2459.42 3945.82	2580.02 4128.79	2712.35 4315.55	2836.95 4517.96	2976.93 4735.89	3124.82 4957.63	3276.57 5191.18	3436.07 5440.22

MIAMI DADE COUNTY
 FY 2023-2024 PAY PLAN EFFECTIVE 2023-10-02

JOB CODE NUMBER	JOB TITLE										
		01	02	03	04	05	06	07	08	09	10
		←									→
		11	12	13	14	15	16	17	18	19	20
005939	Mgr, W&S Fleet Management(+)	MIN 3240.03		MIN2 3564.00		MAX 5274.07		PAY GRADE..G06			
005940	New Business Representative	6 1879.77	1959.97	2044.14	2132.50	2228.58	2320.71	2424.93	2533.21	2649.46	2769.59
		2893.97	3026.19	3166.40	3310.70	3459.01	3615.37	3778.09	3948.05	4125.71	4311.40
005941	New Business Supervisor 1	6 2031.32	2132.50	2241.43	2350.40	2459.42	2580.02	2712.35	2836.95	2976.93	3124.82
		3276.57	3436.07	3603.46	3770.83	3945.82	4128.79	4315.55	4517.96	4735.89	4957.63
005942	New Business Supervisor 2(+)	6 2241.43	2350.40	2459.42	2580.02	2712.35	2836.95	2976.93	3124.82	3276.57	3436.07
		3603.46	3770.83	3945.82	4128.79	4315.55	4517.96	4735.89	4957.63	5191.18	5440.22
005943	New Business Processor	6 1455.50	1516.41	1577.29	1641.95	1710.47	1782.83	1855.15	1932.81	2015.11	2101.34
		2199.26	2293.40	2395.37	2505.18	2618.80	2736.39	2857.97	2987.38	3128.48	3261.70
005944	New Business Manager(+)	MIN 3240.03		MIN2 3564.00		MAX 5274.07		PAY GRADE..G06			
005945	W&S Meter Repair Supervisor	3 2220.53	2322.17	2439.43	2556.70	2681.86	2810.79	2947.63	3092.27	3244.73	3401.05
		3565.33	3729.44	3901.48	4085.30	4276.88	4472.30	4687.37	4906.17	5126.97	5357.68
005946	Cf W&S Meter Ops & Maint(+)	MIN 3478.47		MIN2 3826.34		MAX 5704.02		PAY GRADE..G07			
005949	W&S Plans Review Coordinator	6 1972.16	2070.39	2176.16	2281.95	2387.77	2504.87	2633.36	2754.33	2890.22	3033.81
		3181.14	3335.98	3498.50	3661.02	3830.90	4008.53	4189.84	4386.37	4597.95	4813.24
005950	W&S Construction Coordinator(+)	MIN 3240.03		MIN2 3564.00		MAX 5274.07		PAY GRADE..G06			

MIAMI DADE COUNTY
 FY 2023-2024 PAY PLAN EFFECTIVE 2023-10-02

JOB CODE NUMBER	JOB TITLE										
		01	02	03	04	05	06	07	08	09	10
		←									→
		11	12	13	14	15	16	17	18	19	20
005953	W&S Assistant Controller(+)	MIN 3478.47		MIN2 3826.34		MAX 5704.02		PAY GRADE..G07			
005954	Mgr, W&S Collections Complianc(+)	MIN 2838.32		MIN2 3320.85		MAX 4884.34		PAY GRADE..G05			
005955	W&S Capital Projects Director(+)	MIN 4659.31		MIN2 5125.22		MAX 7853.89		PAY GRADE..G11			
005956	W&S Capital Dev Adm Coord(+)	MIN 3240.03		MIN2 3564.00		MAX 5274.07		PAY GRADE..G06			
005959	Cf Ws Small Bus Initiative Svc(+)	MIN 3240.03		MIN2 3564.00		MAX 5274.07		PAY GRADE..G06			
005961	W&S Senior Business Analyst(+)	MIN 2838.32		MIN2 3320.85		MAX 4884.34		PAY GRADE..G05			
005963	W&S Legis&Municipal Aff Coor(+)	6 2387.77	2504.87	2633.36	2754.33	2890.22	3033.81	3181.14	3335.98	3498.50	3661.02
		3830.90	4008.53	4189.84	4386.37	4597.95	4813.24	5039.98	5281.77	5531.05	5795.55
005964	Mgr, W&S Legis & Municipal Aff(+)	MIN 3478.47		MIN2 3826.34		MAX 5704.02		PAY GRADE..G07			
005965	W&S Maint Planner/Scheduler(+)	6 2065.89	2170.63	2280.02	2389.66	2503.20	2628.96	2754.81	2892.66	3026.55	3180.80
		3330.86	3493.07	3663.45	3833.95	4008.33	4199.06	4397.88	4596.63	4819.81	5042.93
005966	W&S Plant Electrical Sup	3 2669.51	2797.89	2934.19	3078.03	3229.85	3385.55	3549.00	3712.46	3883.57	4066.54
		4257.18	4451.74	4665.82	4883.69	5109.41	5350.69	5607.55	5868.20	6132.26	6408.21

MIAMI DADE COUNTY
 FY 2023-2024 PAY PLAN EFFECTIVE 2023-10-02

JOB CODE NUMBER	JOB TITLE		01	02	03	04	05	06	07	08	09	10
			11	12	13	14	15	16	17	18	19	20
005967	W&S Maintenance Services Mangr(+)	6	2797.89 4451.74	2934.19 4665.82	3078.03 4883.69	3229.85 5109.41	3385.55 5350.69	3549.00 5607.55	3712.46 5868.20	3883.57 6144.54	4066.54 6437.03	4257.18 6758.91
005969	W&S Operations & Maint Sup	3	2428.21 3883.57	2544.98 4066.54	2669.51 4257.18	2797.89 4451.74	2934.19 4665.82	3078.03 4883.69	3229.85 5109.41	3385.55 5350.69	3549.00 5607.55	3712.46 5868.20
005970	W&S Plant Diesel Maint Sup	3	2428.21 3883.57	2544.98 4066.54	2669.51 4257.18	2797.89 4451.74	2934.19 4665.82	3078.03 4883.69	3229.85 5109.41	3385.55 5350.69	3549.00 5607.55	3712.46 5868.20
005971	Mgr, W&S Development & Mrktng(+)		MIN 3240.03		MIN2 3564.00		MAX 5274.07		PAY GRADE..G06			
005972	W&S Plant Maintenance Sup	3	2428.21 3883.57	2544.98 4066.54	2669.51 4257.18	2797.89 4451.74	2934.19 4665.82	3078.03 4883.69	3229.85 5109.41	3385.55 5350.69	3549.00 5607.55	3712.46 5868.20
005973	Leak Detection Field Sup	6	1852.37 2976.93	1941.86 3124.82	2031.32 3276.57	2132.50 3436.07	2241.43 3603.46	2350.40 3770.83	2459.42 3945.82	2580.02 4128.79	2712.35 4315.55	2836.95 4517.96
005974	W&S Stores, Warehouse&Proc Mgr(+)		MIN 3478.47		MIN2 3826.34		MAX 5704.02		PAY GRADE..G07			
005975	W&S Public Relations Coor(+)	6	2387.77 3830.90	2504.87 4008.53	2633.36 4189.84	2754.33 4386.37	2890.22 4597.95	3033.81 4813.24	3181.14 5039.98	3335.98 5281.77	3498.50 5531.05	3661.02 5795.55
005976	W&S Procurement Manager (+)		MIN 3240.03		MIN2 3564.00		MAX 5274.07		PAY GRADE..G06			
005977	W&S Communication Manager(+)		MIN 2838.32		MIN2 3320.85		MAX 4884.34		PAY GRADE..G05			

MIAMI DADE COUNTY
 FY 2023-2024 PAY PLAN EFFECTIVE 2023-10-02

JOB CODE NUMBER	JOB TITLE										
		01	02	03	04	05	06	07	08	09	10
		←-----									
		11	12	13	14	15	16	17	18	19	20
005978	Cfws Procurement&Material Mgmt(+)	MIN 4013.69		MIN2 4415.05			MAX 6671.50			PAY GRADE..G09	
005979	Chf, W&S Ofc Of Public Engmt(+)	MIN 3740.26		MIN2 4114.28			MAX 6174.28			PAY GRADE..G08	
005980	Chief W&S Labor Relations(+)	MIN 3740.26		MIN2 4114.28			MAX 6174.28			PAY GRADE..G08	
005981	W&S Public Affairs Admin (+)	6 2364.13 3792.98	2480.06 3968.85	2607.28 4148.37	2727.06 4342.93	2861.61 4552.42	3003.78 4765.58	3149.65 4990.07	3302.96 5229.47	3463.86 5476.28	3624.77 5738.16
005982	W&S Senior Program Manager(+)	MIN 3740.26		MIN2 4114.28			MAX 6174.28			PAY GRADE..G08	
005983	Div Director, W&S Operations(+)	MIN 4013.69		MIN2 4415.05			MAX 6671.50			PAY GRADE..G09	
005984	Ast Dir W&S(+)	MIN 4659.31		MIN2 5125.22			MAX 7853.89			PAY GRADE..G11	
005987	W&S Division Manager(+)	MIN 3478.47		MIN2 3826.34			MAX 5704.02			PAY GRADE..G07	
005988	Cf, W&S Intgov Aff & A/E Ctrcs(+)	MIN 3740.26		MIN2 4114.28			MAX 6174.28			PAY GRADE..G08	
005989	Assistant Div Director W&S Ops(+)	MIN 3740.26		MIN2 4114.28			MAX 6174.28			PAY GRADE..G08	
005990	W&S Fleet Management Spec(+)	6 1688.89 2712.35	1770.65 2836.95	1852.37 2976.93	1941.86 3124.82	2031.32 3276.57	2132.50 3436.07	2241.43 3603.46	2350.40 3776.42	2459.42 3957.69	2580.02 4147.66

MIAMI DADE COUNTY
 FY 2023-2024 PAY PLAN EFFECTIVE 2023-10-02

JOB CODE NUMBER	JOB TITLE		01	02	03	04	05	06	07	08	09	10
			11	12	13	14	15	16	17	18	19	20
005992	Mgr, W&S Construction Contract(+)	6	2976.93 4735.89	3124.82 4957.63	3276.57 5191.18	3436.07 5440.22	3603.46 5696.98	3770.83 5969.42	3945.82 6253.46	4128.79 6556.99	4315.55 6864.45	4517.96 7199.07
005993	W&S Sr Advisor Cap Proj & Comp(+)		MIN 5019.99		MIN2 5522.02		MAX 8525.75		PAY GRADE..G12			
005994	W&S Chief Of Staff(+)		MIN 4321.94		MIN2 4754.15		MAX 7235.87		PAY GRADE..G10			
005995	Dep W&S Director(+)		MIN 5020.00		MIN2 5522.02		MAX 13640.25		PAY GRADE..E02			
005996	Cf,One Water Ofcr & Dir Of Inv(+)		MIN 5020.00		MIN2 5522.02		MAX 13640.25		PAY GRADE..E02			
005997	Chief W&S Strategy Officer(+)		MIN 4013.69		MIN2 4415.05		MAX 6671.50		PAY GRADE..G09			
005999	Dir, Md Water & Sewer Dept(+)		MIN 5409.68		MIN2 5950.66		MAX 15309.84		PAY GRADE..E01			
006001	Custodial Worker 1	3	1236.00 1882.43	1288.18 1964.33	1340.28 2059.58	1396.50 2150.50	1456.84 2253.87	1517.07 2357.29	1585.21 2464.80	1653.54 2580.65	1721.83 2700.60	1802.16 2828.74
006002	Custodial Worker 2	3	1318.40 2007.92	1374.05 2095.29	1429.63 2196.89	1489.61 2293.87	1553.96 2404.12	1618.20 2514.44	1690.90 2629.13	1763.77 2752.70	1836.62 2880.64	1922.31 3017.31
006004	Custodial Worker Sup 1	3	953.38 1393.10	988.44 1447.68	1023.40 1502.15	1062.29 1564.33	1105.17 1626.57	1140.27 1696.67	1186.87 1774.46	1237.50 1848.43	1284.13 1930.20	1334.78 2007.97
006005	Custodial Worker Sup 2	3	1442.87 2199.65	1505.62 2293.71	1568.39 2395.73	1635.06 2505.51	1705.61 2618.27	1780.17 2736.10	1854.61 2859.20	1933.02 2987.85	2015.32 3122.34	2101.73 3262.85

MIAMI DADE COUNTY
 FY 2023-2024 PAY PLAN EFFECTIVE 2023-10-02

JOB CODE NUMBER	JOB TITLE		←-----									
			01	02	03	04	05	06	07	08	09	10
			11	12	13	14	15	16	17	18	19	20
006008	Guard	3	1236.00 1882.43	1288.18 1964.33	1340.28 2059.58	1396.50 2150.50	1456.84 2253.87	1517.07 2357.29	1585.21 2464.80	1653.54 2580.65	1721.83 2700.60	1802.16 2828.74
006010	Bridge Operator	3	1236.00 1882.43	1288.18 1964.33	1340.28 2059.58	1396.50 2150.50	1456.84 2253.87	1517.07 2357.29	1585.21 2464.80	1653.54 2580.65	1721.83 2700.60	1802.16 2828.74
006020	Laundry Manager	6	1611.06 2580.02	1688.89 2712.35	1770.65 2836.95	1852.37 2976.93	1941.86 3124.82	2031.32 3276.57	2132.50 3436.07	2241.43 3603.46	2350.40 3770.83	2459.42 3945.82
006028	Parking Lot Attendant	6	1236.00 1880.37	1284.67 1969.52	1341.37 2050.55	1394.10 2143.76	1454.90 2249.19	1515.57 2346.38	1580.52 2455.86	1657.45 2569.29	1726.42 2686.82	1803.31 2808.39
006029	Parking Lot Attendant Sup	6	1455.33 2253.11	1517.69 2358.24	1591.57 2467.17	1657.80 2580.02	1731.64 2696.76	1805.62 2825.11	1891.23 2961.41	1969.04 3097.58	2058.55 3241.50	2159.79 3393.37
006030	Laborer	3	1236.00 1882.43	1288.18 1964.33	1340.28 2059.58	1396.50 2150.50	1456.84 2253.87	1517.07 2357.29	1585.21 2464.80	1653.54 2580.65	1721.83 2700.60	1802.16 2828.74
006035	Semi-Skilled Laborer	3	1318.40 2007.92	1374.05 2095.29	1429.63 2196.89	1489.61 2293.87	1553.96 2393.82	1618.20 2514.44	1690.90 2629.13	1763.77 2752.70	1836.62 2880.64	1922.31 3017.31
006040	Labor Sup 1	3	1171.31 1746.70	1219.83 1819.68	1268.49 1900.76	1317.08 1981.82	1373.90 2066.97	1426.60 2156.12	1475.29 2253.32	1544.12 2346.63	1609.01 2452.02	1673.83 2561.32
006041	Labor Sup 2	3	1317.08 1981.82	1373.90 2066.97	1426.60 2156.12	1475.29 2253.32	1544.12 2346.63	1609.01 2452.02	1673.83 2561.32	1746.70 2678.88	1819.68 2800.50	1900.76 2926.17
006042	Labor Sup 3	3	1611.06 2580.02	1688.89 2712.35	1770.65 2836.95	1852.37 2976.93	1941.86 3124.82	2031.32 3276.57	2132.50 3436.07	2241.43 3603.46	2350.40 3770.83	2459.42 3945.82

MIAMI DADE COUNTY
 FY 2023-2024 PAY PLAN EFFECTIVE 2023-10-02

JOB CODE NUMBER	JOB TITLE		←-----									
			01	02	03	04	05	06	07	08	09	10
			11	12	13	14	15	16	17	18	19	20
006044	Sprayer	3	1565.28 2433.81	1632.75 2548.20	1700.18 2666.64	1779.50 2793.16	1858.76 2927.92	1939.63 3058.63	2033.68 3205.66	2123.46 3360.74	2225.52 3511.97	2327.65 3670.00
006046	Public Works Supervisor 1	3	1836.75 2934.19	1918.49 3078.03	2011.82 3229.85	2109.18 3385.55	2210.29 3549.00	2311.51 3712.46	2428.21 3883.57	2544.98 4066.54	2669.51 4257.18	2797.89 4451.74
006047	Public Works Supervisor 2	3	2135.23 3427.40	2237.65 3592.88	2340.12 3758.38	2458.29 3931.55	2576.41 4116.78	2702.51 4309.82	2832.55 4506.83	2970.42 4723.50	3116.20 4936.05	3269.81 5158.18
006048	Public Works Supervisor 3(+)	6	2066.97 3327.35	2172.33 3489.42	2277.67 3651.64	2378.88 3821.76	2500.56 4000.11	2626.19 4182.50	2747.85 4377.00	2885.65 4587.81	3027.49 4802.58	3173.35 5029.45
006051	Bridge Supervisor 1	3	1996.87 3217.18	2095.44 3373.28	2202.28 3537.62	2309.19 3702.06	2416.01 3874.54	2535.20 4055.41	2662.49 4240.30	2785.74 4437.50	2925.53 4637.15	3069.32 4845.84
006052	Bridge Supervisor 2(+)	6	2066.97 3327.35	2172.33 3489.42	2277.67 3651.64	2378.88 3821.76	2500.56 4000.11	2626.19 4182.50	2747.85 4377.00	2885.65 4587.81	3027.49 4802.58	3173.35 5029.45
006080	Food Service Worker 1	3	1236.00 1882.43	1288.18 1964.33	1340.28 2059.58	1396.50 2150.50	1456.84 2253.87	1517.07 2357.29	1585.21 2464.80	1653.54 2580.65	1721.83 2700.60	1802.16 2828.74
006081	Food Service Worker 2	3	1265.44 1876.72	1317.14 1956.62	1365.21 2040.51	1413.25 2135.58	1472.40 2226.90	1531.55 2325.95	1594.40 2432.53	1660.92 2542.85	1731.17 2657.13	1801.37 2775.04
006086	Cook 1	3	1236.00 1880.37	1284.67 1969.52	1341.37 2050.55	1394.10 2143.76	1454.90 2249.19	1515.57 2346.38	1580.52 2455.86	1657.45 2569.29	1726.42 2686.82	1803.31 2808.39

MIAMI DADE COUNTY
FY 2023-2024 PAY PLAN EFFECTIVE 2023-10-02

JOB CODE NUMBER	JOB TITLE		01	02	03	04	05	06	07	08	09	10
			11	12	13	14	15	16	17	18	19	20
006087	Cook 2	3	1109.22 1626.93	1154.96 1695.58	1200.64 1764.03	1246.23 1840.10	1291.97 1917.31	1345.26 1999.69	1394.77 2086.00	1440.42 2180.06	1505.20 2270.22	1566.10 2372.18
006088	Cook 3	6	1167.43 1778.38	1218.03 1856.21	1268.70 1941.86	1319.19 2027.48	1377.58 2120.82	1435.85 2218.07	1494.29 2319.31	1564.33 2428.21	1634.37 2541.12	1704.47 2653.96
006090	Food Service Manager	6	1318.40 2005.72	1370.31 2100.83	1430.79 2187.26	1487.05 2286.68	1551.89 2399.14	1616.61 2502.81	1685.88 2619.58	1767.94 2740.58	1841.52 2865.93	1923.54 2995.61
006101	Maintenance Mechanic	3	1420.23 2237.65	1485.23 2340.12	1546.49 2458.29	1623.02 2576.41	1695.61 2702.51	1772.06 2832.55	1860.14 2970.42	1942.19 3116.20	2036.74 3269.81	2135.23 3427.40
006103	Heavy Truck Tire Repairer	3	1318.40 2007.92	1374.05 2095.29	1429.63 2196.89	1489.61 2293.87	1553.96 2404.12	1618.20 2514.44	1690.90 2629.13	1763.77 2752.70	1836.62 2880.64	1922.31 3017.31
006106	Aircraft Technician	3	2311.51 3716.24	2420.57 3887.54	2541.12 4066.54	2665.66 4257.18	2794.04 4455.62	2934.19 4665.82	3070.37 4887.60	3225.94 4887.60	3381.59 5083.10	3545.05 5286.42
006107	Aircraft Technician Supervisor	3	2903.00 4622.95	3050.82 4831.00	3194.86 5048.37	3350.45 5275.59	3513.89 5513.01	3677.41 5761.09	3844.72 6020.34	4027.67 6291.24	4218.33 6574.36	4409.02 6870.19
006112	Light Equipment Technician	3	1623.02 2572.49	1695.61 2698.58	1772.06 2828.59	1856.22 2970.42	1942.19 3108.29	2032.80 3265.85	2135.23 3423.38	2237.65 3588.89	2340.12 3762.21	2450.42 3935.62
006113	Light Equipment Technicn Sup	3	1918.49 3070.37	2007.97 3225.94	2109.18 3381.59	2210.29 3545.05	2311.51 3716.24	2420.57 3887.54	2541.12 4066.54	2665.66 4257.18	2794.04 4455.62	2934.19 4665.82
006114	Heavy Equipment Technician	3	2135.23 3427.40	2237.65 3592.88	2340.12 3758.38	2458.29 3931.55	2576.41 4116.78	2702.51 4309.82	2832.55 4506.83	2970.42 4723.50	3116.20 4936.05	3269.81 5158.18

MIAMI DADE COUNTY
FY 2023-2024 PAY PLAN EFFECTIVE 2023-10-02

JOB CODE NUMBER	JOB TITLE		01	02	03	04	05	06	07	08	09	10
			11	12	13	14	15	16	17	18	19	20
006116	Utility Equipment Tech Sup	3	2541.12 4066.54	2665.66 4257.18	2794.04 4455.62	2934.19 4665.82	3070.37 4887.60	3225.94 5113.29	3381.60 5363.85	3545.05 5626.68	3716.24 5902.36	3887.54 6191.61
006117	Utility Equipment Tech Admin(+)		2364.13 3792.98	2480.06 3968.85	2607.28 4148.37	2727.06 4342.93	2861.61 4552.42	3003.78 4765.58	3149.65 4990.07	3302.96 5229.47	3463.86 5476.28	3624.77 5738.16
006122	Transportation Officer (+)	6	1688.89 2712.35	1770.65 2836.95	1852.37 2976.93	1941.86 3124.82	2031.32 3276.57	2132.50 3436.07	2241.43 3603.46	2350.40 3770.83	2459.42 3945.82	2580.02 4128.79
006124	Fleet Management Clerk	6	1311.06 1944.82	1360.53 2023.24	1417.55 2113.43	1470.97 2207.51	1524.15 2301.61	1585.12 2403.49	1646.07 2513.28	1714.55 2623.09	1790.69 2741.13	1863.02 2864.47
006126	Fleet Management Analyst 1(+)	6	1852.37 2976.93	1941.86 3124.82	2031.32 3276.57	2132.50 3436.07	2241.43 3603.46	2350.40 3770.83	2459.42 3945.82	2580.02 4128.79	2712.35 4315.55	2836.95 4517.96
006127	Fleet Management Analyst 2(+)	6	2070.39 3335.98	2176.16 3498.50	2281.95 3661.02	2387.77 3830.90	2504.87 4008.53	2633.36 4189.84	2754.33 4386.37	2890.22 4597.95	3033.81 4813.24	3181.14 5039.98
006130	Fleet Mgmt Ast Facility Sup	3	2311.51 3716.24	2420.57 3887.54	2541.12 4066.54	2665.66 4257.18	2794.04 4455.62	2934.19 4665.82	3070.37 4887.60	3225.94 4887.60	3381.59 5083.10	3545.05 5286.42
006131	Fleet Mgmt Facility Supervisor	3	2541.12 4066.54	2665.66 4257.18	2794.04 4455.62	2934.19 4665.82	3070.37 4887.60	3225.94 5113.29	3381.60 5363.85	3545.05 5626.68	3716.24 5902.36	3887.54 6191.61
006132	Fleet Mgmt Ast Svc Mgr (+)	6	2580.02 4128.79	2712.35 4315.55	2836.95 4517.96	2976.93 4735.89	3124.82 4957.63	3276.57 5191.18	3436.07 5440.22	3603.46 5696.98	3770.83 5969.42	3945.82 6253.46

MIAMI DADE COUNTY
 FY 2023-2024 PAY PLAN EFFECTIVE 2023-10-02

JOB CODE NUMBER	JOB TITLE										
		01	02	03	04	05	06	07	08	09	10
		←-----									
		11	12	13	14	15	16	17	18	19	20
006133	Fleet Mgmt Service Manager(+)	MIN 3240.03		MIN2 3564.00		MAX 5274.07		PAY GRADE..G06			
006134	Isd Fleet Management Div Dir(+)	MIN 4659.31		MIN2 5125.22		MAX 7853.89		PAY GRADE..G11			
006135	Fleet Mgmt Training Specialist(+)	6 2241.43 3603.46	2350.40 3770.83	2459.42 3945.82	2580.02 4128.79	2712.35 4315.55	2836.95 4517.97	2976.93 4735.89	3124.82 4957.63	3276.57 5191.18	3436.07 5440.22
006136	Fleet Contracts & Proc Manager(+)	MIN 3478.47		MIN2 3826.34		MAX 5704.02		PAY GRADE..G07			
006138	Fleet Administrative Manager(+)	6 3093.56 4900.27	3235.67 5139.73	3396.51 5379.08	3561.12 5637.22	3729.40 5902.74	3901.42 6183.16	4081.04 6461.39	4275.55 6752.19	4470.13 7055.98	4679.56 7373.50
006140	Fleet Operations Coordinator(+)	6 2387.77 3830.90	2504.87 4008.53	2633.36 4189.84	2754.33 4386.37	2890.22 4597.95	3033.81 4813.24	3181.14 5039.98	3335.98 5281.77	3498.50 5531.05	3661.02 5795.55
006142	Isd Mgr Equipment Services(+)	6 2712.35 4315.55	2836.95 4517.96	2976.93 4735.89	3124.82 4957.63	3276.57 5191.18	3436.07 5440.22	3603.46 5696.98	3770.83 5969.42	3945.82 6253.46	4128.79 6556.99
006202	Driver Messenger	6 1318.40 2005.72	1370.31 2100.83	1430.79 2187.26	1487.05 2286.68	1551.89 2399.14	1616.61 2502.81	1685.88 2619.58	1767.94 2740.58	1841.52 2865.93	1923.54 2995.61
006205	Auto Equip Operator 1	3 1373.90 2066.97	1426.60 2156.12	1475.29 2253.32	1544.12 2346.63	1609.01 2452.02	1673.83 2561.32	1746.70 2678.88	1819.68 2800.50	1900.76 2926.17	1981.82 3049.06
006206	Auto Equip Operator 2	3 1498.15 2367.41	1568.34 2485.41	1638.47 2607.17	1712.42 2732.85	1793.68 2869.81	1876.48 3003.00	1963.98 3155.34	2062.99 3307.55	2161.89 3467.39	2260.83 3634.93

MIAMI DADE COUNTY
 FY 2023-2024 PAY PLAN EFFECTIVE 2023-10-02

JOB CODE NUMBER	JOB TITLE		01	02	03	04	05	06	07	08	09	10
			11	12	13	14	15	16	17	18	19	20
006207	Auto Equip Operator 3	3	1677.87 2687.00	1758.89 2824.83	1844.00 2954.50	1929.13 3100.34	2022.33 3254.42	2115.59 3412.46	2220.89 3578.66	2334.40 4128.79	2447.96 4315.55	2561.32 4517.97
006208	Waste Collector	3	1402.66 2114.54	1461.45 2203.15	1522.68 2295.46	1586.49 2391.64	1652.95 2491.86	1722.21 2596.26	1794.37 2705.05	1869.57 2818.38	1947.89 2936.48	2029.51 3059.51
006209	Trash Truck Driver	3	1586.49 2391.64	1652.95 2491.86	1722.21 2596.26	1794.37 2705.05	1869.57 2818.38	1947.89 2936.48	2029.51 3059.51	2114.54 3188.01	2203.15 3321.91	2295.46 3461.43
006211	Waste Tractor Trailer Driver	3	1757.61 2670.50	1825.00 2751.20	1901.46 2866.48	1981.13 2986.58	2064.13 3111.71	2150.63 3242.10	2240.72 3377.94	2334.63 3516.44	2432.45 3660.61	2559.37 3810.70
006212	Trash Cran Operator	3	1683.68 2672.83	1763.32 2799.26	1846.72 2931.66	1934.07 3070.33	2025.56 3215.56	2121.37 3367.66	2221.71 3526.95	2326.80 3693.77	2436.86 3868.48	2552.12 4051.46
006213	Waste Equipment Operator	3	1751.73 2783.50	1834.74 2915.44	1921.71 3053.63	2012.81 3198.37	2108.22 3349.96	2208.14 3508.76	2312.80 3675.07	2422.44 3849.27	2537.26 4031.73	2657.53 4222.82
006215	Waste Truck Driver Operator	3	1681.16 2534.37	1751.61 2640.56	1825.00 2751.20	1901.46 2866.48	1981.13 2986.58	2064.13 3111.71	2150.63 3242.10	2240.72 3377.94	2334.63 3519.81	2432.45 3667.64
006227	Heavy Duty Crane Operator	6	1683.56 2357.29	1737.61 2436.86	1783.88 2520.36	1830.20 2607.76	1888.31 2699.28	1947.89 2794.66	2007.61 2893.99	2075.06 2993.44	2150.63 3096.83	2214.23 3229.15
006301	Waste Service Clerk 1	6	1318.40 2005.72	1370.31 2100.83	1430.79 2187.26	1487.05 2286.68	1551.89 2399.14	1616.61 2502.81	1685.88 2619.58	1767.94 2740.58	1841.52 2865.93	1923.54 2995.61
006303	Waste Service Clerk 2	6	1493.93 2270.22	1556.65 2372.18	1619.37 2488.63	1689.99 2591.83	1760.52 2709.40	1838.86 2830.92	1917.31 2960.31	1999.69 3097.56	2086.00 3238.70	2180.06 3383.75

MIAMI DADE COUNTY
 FY 2023-2024 PAY PLAN EFFECTIVE 2023-10-02

JOB CODE NUMBER	JOB TITLE		01	02	03	04	05	06	07	08	09	10
			11	12	13	14	15	16	17	18	19	20
006304	Waste Service Clerk Sup	6	1657.80 2580.02	1731.64 2696.76	1805.62 2825.11	1891.23 2961.41	1969.04 3097.58	2058.55 3241.50	2159.79 3393.37	2253.11 3563.68	2358.24 3724.08	2467.17 3891.67
006305	Waste Radio Operator	6	1318.40 2005.72	1370.31 2100.83	1430.79 2187.26	1487.05 2286.68	1551.89 2399.14	1616.61 2502.81	1685.88 2619.58	1767.94 2740.58	1841.52 2865.93	1923.54 2995.61
006308	Waste Attendant 1	3	1236.00 1882.43	1288.18 1964.33	1340.69 2059.58	1396.50 2150.50	1456.84 2253.87	1517.07 2357.29	1585.21 2464.80	1653.54 2580.65	1721.83 2700.60	1802.16 2828.74
006309	Waste Attendant 2	6	1318.40 2005.72	1370.31 2100.83	1430.79 2187.26	1487.05 2286.68	1551.89 2399.14	1616.61 2502.81	1685.88 2619.58	1767.94 2740.58	1841.52 2865.93	1923.54 2995.61
006311	Waste Operations Clerk	6	1318.40 2005.72	1370.31 2100.83	1430.79 2187.26	1487.05 2286.68	1551.89 2399.14	1616.61 2502.81	1685.88 2619.58	1767.94 2740.58	1841.52 2865.93	1923.54 2995.61
006312	Waste Scale Operator	6	1257.73 1855.41	1303.40 1933.02	1356.65 2015.32	1406.17 2101.73	1455.65 2199.65	1516.57 2293.71	1577.50 2395.73	1642.23 2505.51	1710.75 2619.14	1783.11 2736.84
006314	Waste Scale Operations Sup(+)	6	1852.37 2976.93	1941.86 3124.82	2031.32 3276.57	2132.50 3436.07	2241.43 3603.46	2350.40 3770.83	2459.42 3945.82	2580.02 4128.79	2712.35 4315.55	2836.95 4517.96
006317	Dswm Fleet Maintenance Coor(+)	6	2065.89 3330.86	2170.63 3493.07	2280.02 3663.45	2389.66 3833.95	2503.20 4008.33	2628.96 4199.06	2754.81 4397.88	2892.66 4596.63	3026.55 4819.81	3180.80 5042.93
006318	Waste Supervisor 1	6	1982.31 3189.97	2073.58 3344.80	2176.85 3507.66	2288.11 3678.44	2399.42 3849.36	2510.67 4028.17	2633.74 4214.74	2768.85 4405.47	2895.95 4612.00	3038.95 4834.54

MIAMI DADE COUNTY
FY 2023-2024 PAY PLAN EFFECTIVE 2023-10-02

JOB CODE NUMBER	JOB TITLE		←-----									
			01	02	03	04	05	06	07	08	09	10
			11	12	13	14	15	16	17	18	19	20
006319	Waste Supervisor 2	6	2176.85 3507.66	2288.11 3678.44	2399.42 3849.36	2510.67 4028.17	2633.74 4214.74	2768.85 4405.47	2895.95 4612.00	3038.95 4834.54	3189.97 5052.09	3344.80 5279.43
006320	Dswm Landfill Ops Supervisor	6	1924.57 3097.06	2013.18 3247.38	2113.45 3405.50	2221.47 3571.30	2329.53 3737.24	2437.54 3910.84	2557.03 4091.98	2688.20 4277.16	2811.60 4477.67	2950.44 4693.73
006321	DSWM Resiliency Program COOR(+)		2607.28 4148.37	2727.06 4342.93	2861.61 4552.42	3003.78 4765.58	3149.65 4990.07	3302.96 5229.47	3463.86 5476.28	3624.77 5738.16	3792.98 6011.21	3968.85 6302.97
006323	Dswm Home Chemical Sup (+)	6	1852.37 2976.93	1941.86 3124.82	2031.32 3276.57	2132.50 3436.07	2241.43 3603.46	2350.40 3770.83	2459.42 3945.82	2580.02 4128.79	2712.35 4315.55	2836.95 4517.96
006324	Dswm Illegal Dumping Enf Ofc	6	1780.60 2861.61	1866.64 3003.78	1952.63 3149.65	2049.90 3302.96	2154.62 3463.86	2259.36 3624.77	2364.13 3792.98	2480.06 3968.85	2607.28 4148.37	2727.06 4342.93
006325	Dswm Illegal Dump Enf Supervis	6	2176.85 3507.66	2288.11 3678.44	2399.42 3849.36	2510.67 4028.17	2633.74 4214.74	2768.85 4405.47	2895.95 4612.00	3038.95 4834.54	3189.97 5052.09	3344.80 5279.43
006327	Dswm Enf & Collections Clerk	6	1318.40 2005.72	1370.31 2100.83	1430.79 2187.26	1487.05 2286.68	1551.89 2399.14	1616.61 2502.81	1685.88 2619.58	1767.94 2740.58	1841.52 2865.93	1923.54 2995.61
006328	Waste Enforcement Officer 1	6	1546.61 2580.02	1616.89 2712.35	1690.49 2836.95	1853.20 2976.93	1941.86 3124.82	2031.32 3276.57	2132.50 3436.07	2241.43 3603.46	2350.40 3770.83	2459.42 3945.82
006329	Waste Enforcement Officer 2	6	1996.88 3201.48	2094.89 3352.63	2188.86 3515.92	2294.95 3687.41	2405.23 3858.92	2519.53 4034.52	2646.16 4226.44	2772.71 4426.62	2911.56 4626.70	3046.29 4851.30
006330	Tech Equip Instructor Supervis	6	2387.77 3830.90	2504.87 4008.53	2633.36 4189.84	2754.33 4386.37	2890.22 4597.95	3033.81 4813.24	3181.14 5039.98	3335.98 5281.77	3498.50 5531.05	3661.02 5795.47

MIAMI DADE COUNTY
 FY 2023-2024 PAY PLAN EFFECTIVE 2023-10-02

JOB CODE NUMBER	JOB TITLE		01	02	03	04	05	06	07	08	09	10
			11	12	13	14	15	16	17	18	19	20
006334	Dswm Section Manager(+)	6	2435.07 3906.75	2554.46 4087.92	2685.50 4272.82	2808.86 4473.23	2947.46 4688.99	3093.89 4908.54	3244.14 5139.77	3402.05 5386.40	3567.78 5640.57	3733.50 5910.32
006335	DTPW Permits Supervisor (+)	6	2364.13 3792.98	2480.06 3968.85	2607.28 4148.37	2727.06 4342.93	2861.61 4552.42	3003.78 4765.58	3149.65 4990.07	3302.96 5229.47	3463.86 5476.28	3624.77 5738.16
006336	Dswm Contracts Comp Analyst(+)	6	2070.39 3335.98	2176.16 3498.50	2281.95 3661.02	2387.77 3830.90	2504.87 4008.53	2633.36 4189.84	2754.33 4386.37	2890.22 4597.95	3033.81 4813.24	3181.14 5039.98
006337	Dswm Contract Compliance Sup(+)	6	2387.77 3830.90	2504.87 4008.53	2633.36 4189.84	2754.33 4386.37	2890.22 4597.95	3033.81 4813.24	3181.14 5039.98	3335.98 5281.77	3498.50 5531.05	3661.02 5795.55
006339	Transfer Station Supt(+)	6	2459.42 3945.82	2580.02 4128.79	2712.35 4315.55	2836.95 4517.96	2976.93 4735.89	3124.82 4957.63	3276.57 5191.18	3436.07 5440.22	3603.46 5696.98	3770.83 5969.42
006340	DSWM Ops Mgmt&Route Perf Coord(+)	6	2387.77 3830.90	2504.87 4008.53	2633.36 4189.84	2754.33 4386.37	2890.22 4597.95	3033.81 4813.24	3181.14 5039.98	3335.98 5281.77	3498.50 5531.05	3661.02 5795.55
006342	Dswm Recycling Manager (+)	6	2712.35 4315.55	2836.95 4517.96	2976.93 4735.89	3124.82 4957.63	3276.57 5191.18	3436.07 5440.22	3603.46 5696.98	3770.83 5969.42	3945.82 6253.46	4128.79 6556.99
006343	Dswm Collection Specialist	6	1664.32 2580.02	1736.02 2696.76	1807.81 2825.11	1891.23 2961.41	1969.04 3097.58	2058.55 3241.50	2159.79 3393.37	2253.11 3552.77	2358.24 3720.13	2467.17 3887.54
006344	Dswm Credit&Collections Mgr(+)	6	2031.32 3276.57	2132.50 3436.07	2241.43 3603.46	2350.40 3770.83	2459.42 3945.82	2580.02 4128.79	2712.35 4315.55	2836.95 4517.96	2976.93 4735.89	3124.82 4957.63

MIAMI DADE COUNTY
 FY 2023-2024 PAY PLAN EFFECTIVE 2023-10-02

JOB CODE NUMBER	JOB TITLE		01	02	03	04	05	06	07	08	09	10
			11	12	13	14	15	16	17	18	19	20
006346	Technical Equip Instructor	6	1995.90 3276.57	2132.50 3438.17	2241.43 3603.46	2350.40 3770.83	2459.42 3945.82	2580.02 4128.79	2712.35 4315.55	2836.95 4517.96	2976.93 4735.89	3124.82 4957.63
006347	Dswm Landfill Superintendent(+)	6	2459.42 3945.82	2580.02 4128.79	2712.35 4315.55	2836.95 4517.96	2976.93 4735.89	3124.82 4957.63	3276.57 5191.18	3436.07 5440.25	3603.46 5696.98	3770.83 5969.42
006348	Manager, Procurement & Contract(+)	6	2387.77 3830.90	2504.87 4008.53	2633.36 4189.84	2754.33 4386.37	2890.22 4597.95	3033.81 4813.24	3181.14 5039.98	3335.98 5281.77	3498.50 5531.05	3661.02 5795.55
006349	Manager, Dswm 1(+)		MIN 2838.32		MIN2 3320.85		MAX 4884.34		PAY GRADE..G05			
006350	Manager, Dswm 2(+)		MIN 3240.03		MIN2 3564.00		MAX 5274.07		PAY GRADE..G06			
006351	Cf,Swm Lbr Rel, Safety & Trn(+)		MIN 3740.26		MIN2 4114.28		MAX 6174.28		PAY GRADE..G08			
006354	Dswm Resource & Recovery Admin(+)		MIN 2838.32		MIN2 3320.85		MAX 4884.34		PAY GRADE..G05			
006356	Controller Dswm(+)		MIN 3740.26		MIN2 4114.28		MAX 6174.28		PAY GRADE..G08			
006359	CF DSWM BUS DEV & CONT MGMT(+)		MIN 3740.26		MIN2 4114.28		MAX 6174.28		PAY GRADE..G08			
006361	Environmental Technician 2	6	1318.40 2005.72	1370.31 2100.83	1430.79 2187.26	1487.05 2286.68	1551.89 2399.14	1616.61 2502.81	1685.88 2619.58	1767.94 2740.58	1841.52 2865.93	1923.54 2995.61
006362	AST DIR, SWM Inter&Constituent(+)		MIN 4321.94		MIN2 4754.15		MAX 7235.87		PAY GRADE..G10			

MIAMI DADE COUNTY
 FY 2023-2024 PAY PLAN EFFECTIVE 2023-10-02

JOB CODE NUMBER	JOB TITLE		01	02	03	04	05	06	07	08	09	10
			11	12	13	14	15	16	17	18	19	20
006363	Dswm Environmental Affairs Mgr(+)	6	2580.02 4128.79	2712.35 4315.55	2836.95 4517.96	2976.93 4735.89	3124.82 4957.63	3276.57 5191.18	3436.07 5440.22	3603.46 5696.98	3770.83 5969.42	3945.82 6253.46
006364	Dswm Intergov Affairs Coor(+)	6	2607.28 4148.37	2727.06 4342.93	2861.61 4552.42	3003.78 4765.58	3149.65 4990.07	3302.96 5229.47	3463.86 5476.28	3624.77 5738.16	3792.98 6011.21	3968.85 6302.97
006365	Division Chief 3, Dswm (+)		MIN 3740.26		MIN2 4114.28		MAX 6174.28		PAY GRADE..G08			
006366	Dswm Maintenance Supt(+)	6	2500.56 4000.11	2626.19 4182.50	2747.85 4377.00	2885.65 4587.81	3027.49 4802.58	3173.35 5029.45	3327.35 5268.65	3489.42 5519.99	3651.64 5783.30	3821.76 6058.93
006367	Division Chief 1, Dswm (+)		MIN 3240.03		MIN2 3564.00		MAX 5274.07		PAY GRADE..G06			
006368	Division Chief 2, Dswm (+)		MIN 3478.47		MIN2 3826.34		MAX 5704.02		PAY GRADE..G07			
006370	Cf Dswm Mosquito Control(+)		MIN 4013.69		MIN2 4415.05		MAX 6671.50		PAY GRADE..G09			
006371	Div Dir Dswm Bud & Perf Trk(+)		MIN 3740.26		MIN2 4114.28		MAX 6174.28		PAY GRADE..G08			
006372	Div Dir Dswm Tech Svc &Env Aff(+)		MIN 3740.26		MIN2 4114.28		MAX 6174.28		PAY GRADE..G08			
006393	Deputy Director,Dswm(+)		MIN 5020.00		MIN2 5522.02		MAX 13640.25		PAY GRADE..E02			
006395	AST DIR SWM Financial Services(+)		MIN 5019.99		MIN2 5522.02		MAX 8525.75		PAY GRADE..G12			

MIAMI DADE COUNTY
FY 2023-2024 PAY PLAN EFFECTIVE 2023-10-02

JOB CODE NUMBER	JOB TITLE										
		01	02	03	04	05	06	07	08	09	10
		←									→
		11	12	13	14	15	16	17	18	19	20
006397	Assistant Director, Dswm(+)	MIN 5019.99		MIN2 5522.02		MAX 8525.75		PAY GRADE...G12			
006398	Director, Dswm(+)	MIN 5409.68		MIN2 5950.66		MAX 15309.84		PAY GRADE...E01			
006410	Ada Coordination Specialist	6 1412.94 2187.49	1473.49 2289.55	1545.21 2395.31	1609.51 2504.87	1681.20 2618.21	1753.03 2742.83	1836.15 2875.16	1911.69 3007.36	1998.59 3147.09	2096.88 3294.53
006411	Ada Senior Officer(+)	6 1798.42 2890.22	1885.30 3033.81	1972.16 3181.14	2070.39 3335.99	2176.15 3498.50	2281.94 3661.00	2387.79 3830.89	2504.87 4008.53	2633.35 4189.85	2754.32 4386.37
006412	Ada Project Administrator(+)	6 2607.28 4148.37	2727.06 4342.93	2861.61 4552.42	3003.78 4765.58	3149.65 4990.07	3302.96 5229.47	3463.86 5476.28	3624.77 5738.16	3792.98 6011.21	3968.85 6302.97
006424	Constr & Renovation Specialist	6 1560.33 2389.54	1628.20 2495.13	1703.65 2611.96	1775.27 2725.01	1850.62 2853.19	1929.84 2981.39	2012.74 3120.75	2103.12 3256.47	2193.64 3395.93	2287.82 3542.91
006426	Construction&Renovation Sup 1(+)	6 1988.66 3107.57	2082.58 3254.62	2172.45 3405.63	2270.45 3564.96	2372.52 3728.30	2478.82 3903.88	2589.02 4079.39	2711.56 4264.68	2842.15 4458.25	2964.66 4660.66
006427	Construction&Renovation Sup 2(+)	6 2270.45 3564.96	2372.52 3728.30	2478.82 3903.88	2589.02 4079.39	2711.56 4264.68	2842.15 4458.25	2964.66 4660.66	3107.57 4870.40	3254.62 5089.55	3405.63 5318.61
006432	Real Estate Advisor(+)	MIN 2838.32		MIN2 3320.85		MAX 4884.34		PAY GRADE...G05			
006434	Bldg Mgmt Systems Operator 2	6 1566.10 2372.18	1626.93 2478.11	1695.58 2591.83	1764.03 2709.40	1840.10 2830.92	1917.31 2960.31	1999.69 3097.56	2086.00 3238.70	2180.06 3383.75	2270.22 3536.74

MIAMI DADE COUNTY
 FY 2023-2024 PAY PLAN EFFECTIVE 2023-10-02

JOB CODE NUMBER	JOB TITLE		←-----									
			01	02	03	04	05	06	07	08	09	10
			11	12	13	14	15	16	17	18	19	20
006436	Bldg Management Sys Supt (+)	6	2241.43 3603.46	2350.40 3770.83	2459.42 3945.82	2580.02 4128.79	2712.35 4315.55	2836.95 4517.96	2976.93 4735.89	3124.82 4957.63	3276.57 5191.18	3436.07 5440.22
006437	Real Estate Analyst(+)	6	2154.62 3463.86	2259.36 3624.77	2364.13 3792.98	2480.06 3968.85	2607.28 4148.37	2727.06 4342.93	2861.61 4552.42	3003.78 4765.58	3149.65 4990.07	3302.96 5229.47
006439	Building Management Assistant	6	1568.18 2432.05	1638.36 2544.98	1716.13 2657.81	1782.16 2782.42	1864.04 2906.86	1949.56 3050.82	2031.32 3050.82	2124.71 3338.84	2222.01 3494.45	2323.22 3651.69
006443	Isd Utility Plant Operator	3	1783.88 2768.85	1830.16 2895.95	1890.85 3038.95	1982.31 3189.97	2073.58 3344.80	2176.85 3507.66	2288.11 3678.44	2399.42 3849.36	2510.67 4028.17	2633.74 4209.40
006444	Utility Plant Operator Sup	3	2011.82 3229.85	2109.18 3385.55	2210.29 3549.00	2311.51 3712.46	2428.21 3883.57	2544.98 4066.54	2669.51 4257.18	2797.89 4451.74	2934.19 4665.82	3078.03 4893.96
006450	Proj Cost Analyst & Scheduler(+)		MIN 2838.32		MIN2 3320.85		MAX 4884.34		PAY GRADE..G05			
006452	Construction Cost Estimator 1	6	2241.43 3603.46	2350.40 3770.83	2459.42 3945.82	2580.02 4128.79	2712.35 4315.55	2836.95 4517.96	2976.93 4735.89	3124.82 4957.63	3276.57 5191.18	3436.07 5440.22
006453	Construction Cost Estimator 2(+)	6	2459.42 3945.82	2580.02 4128.79	2712.35 4315.55	2836.95 4517.96	2976.93 4735.89	3124.82 4957.63	3276.57 5191.18	3436.07 5440.22	3603.46 5696.98	3770.83 5969.42
006455	Isd Security Mgmt Inspector	6	1780.15 2865.59	1871.08 3006.99	1961.48 3156.40	2051.83 3309.65	2154.03 3470.76	2264.06 3639.84	2374.13 3808.93	2484.25 3985.68	2606.05 4170.49	2739.74 4359.11
006457	Isd Security Supervisor (+)	6	2387.77 3830.90	2504.87 4008.53	2633.36 4189.84	2754.33 4386.37	2890.22 4597.95	3033.81 4813.24	3181.14 5039.98	3335.98 5281.77	3498.50 5531.05	3661.02 5795.55

MIAMI DADE COUNTY
 FY 2023-2024 PAY PLAN EFFECTIVE 2023-10-02

JOB CODE NUMBER	JOB TITLE		01	02	03	04	05	06	07	08	09	10
			11	12	13	14	15	16	17	18	19	20
006459	Console Security Officer	6	1455.33 2253.11	1517.69 2358.24	1591.57 2467.17	1657.80 2580.02	1731.64 2696.76	1805.62 2825.11	1891.23 2961.41	1969.04 3097.58	2058.55 3241.50	2159.79 3393.37
006460	Isd Security Chief(+)		MIN 3478.47		MIN2 3826.34		MAX 5704.02		PAY GRADE..G07			
006461	Ast Chief Of Security Isd(+)		MIN 2652.39		MIN2 3103.32		MAX 4528.27		PAY GRADE..G04			
006462	Pest Control Manager(+)	6	2364.13 3792.98	2480.06 3968.85	2607.28 4148.37	2727.06 4342.93	2861.61 4552.42	3003.78 4765.58	3149.65 4990.07	3302.96 5229.47	3463.86 5476.28	3624.77 5738.16
006463	Cf, Isd Parking & Audit Sect(+)		MIN 3478.47		MIN2 3826.34		MAX 5704.02		PAY GRADE..G07			
006464	Isd Parking Operations Manager(+)		MIN 3240.03		MIN2 3564.00		MAX 5274.07		PAY GRADE..G06			
006465	Sr Tech Svc Planner/Scheduler(+)	6	2241.43 3603.46	2350.40 3770.83	2459.42 3945.82	2580.02 4128.79	2712.35 4315.55	2836.95 4517.96	2976.93 4735.89	3124.82 4957.63	3276.57 5191.18	3436.07 5440.22
006466	Tech Services Planner/Sched(+)	6	2065.89 3330.86	2170.63 3493.07	2280.02 3663.45	2389.66 3833.95	2503.20 4008.33	2628.96 4199.06	2754.81 4397.88	2892.66 4596.63	3026.55 4819.81	3180.80 5042.93
006467	Public Housing Maint Sup	3	2011.82 3229.85	2109.18 3385.55	2210.29 3549.00	2311.51 3712.46	2428.21 3883.57	2544.98 4066.54	2669.51 4257.18	2797.89 4451.74	2934.19 4665.82	3078.03 4893.96
006468	Maintenance Sup	3	2011.82 3229.85	2109.18 3385.55	2210.29 3549.00	2311.51 3712.46	2428.21 3883.57	2544.98 4066.54	2669.51 4257.18	2797.89 4451.74	2934.19 4665.82	3078.03 4893.96

MIAMI DADE COUNTY
 FY 2023-2024 PAY PLAN EFFECTIVE 2023-10-02

JOB CODE NUMBER	JOB TITLE		01	02	03	04	05	06	07	08	09	10
			11	12	13	14	15	16	17	18	19	20
006469	Building Maintenance Supervisor(+)	6	2154.04 3467.53	2263.57 3635.66	2372.97 3803.86	2486.34 3983.66	2607.47 4167.32	2736.61 4358.89	2865.57 4562.20	3006.32 4767.47	3154.78 4982.04	3307.30 5206.23
006470	Pest Control Specialist (+)	3	1852.37 2976.93	1941.86 3124.82	2031.32 3276.57	2132.50 3436.07	2241.43 3603.46	2350.40 3770.83	2459.42 3945.82	2580.02 4128.79	2712.35 4315.55	2836.95 4517.96
006472	Elevator Contract Coordinator(+)	6	2633.36 4189.84	2754.33 4386.37	2890.22 4597.95	3033.81 4813.24	3181.14 5039.98	3335.98 5281.77	3498.50 5531.05	3661.02 5795.55	3830.90 6071.32	4008.53 6366.01
006474	Elevator Contract Specialist(+)	6	2459.42 3945.82	2580.02 4128.79	2712.35 4315.55	2836.95 4517.96	2976.93 4735.89	3124.82 4957.63	3276.57 5191.18	3436.07 5440.22	3603.46 5696.98	3770.83 5969.42
006475	Isd Elevator Contracts Admin(+)		MIN 2838.32		MIN2 3320.85		MAX 4884.34		PAY GRADE...G05			
006481	Interior Design Specialist(+)	6	2459.42 3945.82	2580.02 4128.79	2712.35 4315.55	2836.95 4517.96	2976.93 4735.89	3124.82 4957.63	3276.57 5191.18	3436.07 5440.22	3603.46 5696.98	3770.83 5969.42
006488	Chief, ISD Facilities Mgmt(+)		MIN 3740.26		MIN2 4114.28		MAX 6174.28		PAY GRADE...G08			
006489	Isd Building Manager(+)	6	2918.61 4650.27	3062.56 4868.14	3218.22 5097.75	3366.07 5346.86	3533.38 5595.86	3704.63 5864.40	3879.69 6140.61	4058.65 6432.34	4245.50 6737.85	4447.86 7057.91
006490	Isd Ast Physical Plant Mgr(+)		MIN 2838.32		MIN2 3320.85		MAX 4884.34		PAY GRADE...G05			
006491	Isd Physical Plant Manager(+)		MIN 3478.47		MIN2 3826.34		MAX 5704.02		PAY GRADE...G07			

MIAMI DADE COUNTY
 FY 2023-2024 PAY PLAN EFFECTIVE 2023-10-02

JOB CODE NUMBER	JOB TITLE										
		01	02	03	04	05	06	07	08	09	10
		←-----									
		11	12	13	14	15	16	17	18	19	20
006492	Mgr Isd Renovation Svc (+)	MIN 3478.47		MIN2 3826.34		MAX 5704.02		PAY GRADE...G07			
006493	Ast Mgr. Isd Renovation Svc(+)	MIN 3240.03		MIN2 3564.00		MAX 5274.07		PAY GRADE...G06			
006495	FIMD Operations & Quality Mgr(+)	6 2918.61 4650.27	3062.56 4868.14	3218.22 5097.75	3366.07 5346.86	3533.38 5595.86	3704.63 5864.40	3879.69 6140.61	4058.65 6432.34	4245.50 6737.85	4447.86 7057.91
006501	Maintenance Repairer	3 1318.40 2007.92	1374.05 2095.29	1429.63 2196.89	1489.61 2293.87	1553.96 2404.12	1618.20 2514.44	1690.90 2629.13	1763.77 2752.70	1836.62 2880.64	1922.31 3017.31
006502	Bridge Repairer	3 1497.09 2281.57	1559.15 2387.98	1621.12 2494.38	1691.26 2609.21	1761.59 2728.43	1840.10 2856.16	1915.48 2988.18	2004.86 3120.11	2090.02 3269.03	2187.91 3422.34
006504	Maintenance Repairer- Auto	3 1318.40 2007.92	1374.05 2095.29	1429.63 2196.89	1489.61 2293.87	1553.96 2404.12	1618.20 2514.44	1690.90 2629.13	1763.77 2752.70	1836.62 2880.64	1922.31 3017.31
006506	Locksmith	3 1546.49 2458.29	1623.02 2576.41	1695.61 2702.51	1772.06 2832.55	1860.14 2970.42	1942.19 3116.20	2036.74 3269.81	2135.23 3427.40	2237.65 3592.88	2340.12 3758.38
006507	Carpenter/Roofer	3 1823.48 2911.88	1903.91 3054.80	1996.61 3205.38	2093.16 3359.86	2193.56 3522.08	2294.02 3684.31	2409.85 3854.08	2525.64 4035.66	2649.27 4553.59	2776.74 4418.03
006508	Carpenter	3 1860.14 2970.42	1942.19 3116.20	2036.74 3269.81	2135.23 3427.40	2237.65 3592.88	2340.12 3758.38	2458.29 3931.55	2576.41 4116.78	2702.51 4309.82	2832.55 4506.83
006509	Carpenter Sup	3 2311.51 3712.46	2428.21 3883.57	2544.98 4066.54	2669.51 4257.18	2797.89 4451.74	2934.19 4665.82	3078.03 4875.78	3229.85 4980.11	3385.55 5204.18	3549.00 5438.38

MIAMI DADE COUNTY
 FY 2023-2024 PAY PLAN EFFECTIVE 2023-10-02

JOB CODE NUMBER	JOB TITLE		01	02	03	04	05	06	07	08	09	10
			11	12	13	14	15	16	17	18	19	20
006510	Electrician	3	1942.19 3116.20	2036.74 3269.81	2135.23 3427.40	2237.65 3592.88	2340.12 3758.38	2458.29 3931.55	2576.41 4116.78	2702.51 4309.82	2832.55 4506.83	2970.42 4723.50
006512	Electrician Supervisor	3	2428.21 3883.57	2544.98 4066.54	2669.51 4257.18	2797.89 4451.74	2934.19 4665.82	3078.03 4883.69	3229.85 5109.41	3385.55 5350.69	3549.00 5607.55	3712.46 5868.20
006515	Mason	3	1623.02 2576.41	1695.61 2702.51	1772.06 2832.55	1860.14 2970.42	1942.19 3116.20	2036.74 3269.81	2135.23 3427.40	2237.65 3592.88	2340.12 3758.38	2458.29 3931.55
006516	Painter	3	1478.49 2329.14	1539.42 2446.67	1615.62 2564.28	1687.90 2689.75	1764.03 2819.10	1851.62 2956.39	1933.02 3101.55	2027.13 3254.42	2125.12 3411.13	2227.09 3575.94
006517	Spray Painter	3	1539.42 2446.67	1615.62 2564.28	1687.90 2689.75	1764.03 2819.10	1851.62 2956.39	1933.02 3101.55	2027.13 3254.42	2125.12 3411.13	2227.09 3575.94	2329.14 3740.60
006518	Painter Supervisor	3	1836.75 2934.19	1918.49 3078.03	2011.82 3229.85	2109.18 3385.55	2210.29 3549.00	2311.51 3712.46	2428.21 3883.57	2544.98 4066.54	2669.51 4257.18	2797.89 4451.74
006525	Plasterer	3	1623.02 2576.41	1695.61 2702.51	1772.06 2832.55	1860.14 2970.42	1942.19 3116.20	2036.74 3269.81	2135.23 3427.40	2237.65 3592.88	2340.12 3758.38	2458.29 3931.55
006527	Plumber	3	1942.19 3116.20	2036.74 3269.81	2131.50 3427.40	2237.65 3592.88	2340.12 3758.38	2458.29 3931.55	2576.41 4116.78	2702.51 4309.82	2832.55 4506.83	2970.42 4723.50
006528	Plumber Supervisor	3	2428.21 3883.57	2544.98 4066.54	2669.51 4257.18	2797.89 4451.74	2934.19 4665.82	3078.03 4883.69	3229.85 5109.41	3385.55 5350.69	3549.00 5607.55	3712.46 5868.20
006532	Refrigeration/Ac Mechanic	3	2135.23 3427.40	2237.65 3592.88	2340.12 3758.38	2458.29 3931.55	2576.41 4116.78	2702.51 4309.82	2832.55 4506.83	2970.42 4723.50	3116.20 4936.05	3269.81 5158.18

MIAMI DADE COUNTY
 FY 2023-2024 PAY PLAN EFFECTIVE 2023-10-02

JOB CODE NUMBER	JOB TITLE		01	02	03	04	05	06	07	08	09	10
			11	12	13	14	15	16	17	18	19	20
006533	Refridgeration/Ac Mechanic Sup	3	2428.21 3883.57	2544.98 4066.54	2669.51 4257.18	2797.89 4451.74	2934.19 4665.82	3078.03 4883.69	3229.85 5109.41	3385.55 5350.69	3549.00 5607.55	3712.46 5868.20
006536	Landfills System Mechanic	3	1687.63 2689.35	1763.79 2818.70	1851.28 2955.92	1932.81 3101.00	2026.76 3253.82	2124.85 3410.74	2226.77 3575.37	2328.68 3739.99	2446.28 3912.54	2563.88 4096.76
006537	Waste Plant Mechanic	3	1687.63 2689.35	1763.79 2818.70	1851.28 2955.92	1932.81 3101.00	2026.76 3253.82	2124.85 3410.74	2226.77 3575.37	2328.68 3739.99	2446.28 3912.54	2563.88 4096.76
006538	Waste Plant Electrician	3	2036.74 3269.81	2135.23 3427.40	2237.65 3592.88	2340.12 3758.38	2458.29 3931.55	2576.41 4116.78	2702.51 4309.82	2832.55 4506.83	2970.42 4723.50	3116.20 4944.14
006540	Sign Painter	3	1539.42 2446.67	1615.62 2564.28	1687.90 2689.75	1764.03 2819.10	1851.62 2956.39	1933.02 3101.55	2027.13 3254.42	2125.12 3411.13	2227.09 3575.94	2329.14 3740.60
006549	Power Systems Supervisor	3	2428.21 3883.57	2544.98 4066.54	2669.51 4257.18	2797.89 4451.74	2934.19 4665.82	3078.03 4883.69	3229.85 5109.41	3385.55 5350.69	3549.00 5607.55	3712.46 5868.20
006550	Power Systems Technician	3	1763.79 2818.70	1851.28 2955.92	1932.81 3101.00	2026.76 3253.82	2124.85 3410.74	2226.77 3575.32	2328.68 3739.99	2446.28 3919.54	2563.88 4107.72	2689.35 4304.86
006551	Security Alarm Specialist	3	1942.19 3116.20	2036.74 3269.81	2135.23 3427.40	2237.65 3592.88	2340.12 3758.38	2458.29 3931.55	2576.41 4116.78	2702.51 4301.99	2832.55 4495.66	2970.42 4697.91
006553	Security Alarm Systems Sup	6	2459.42 3945.82	2580.02 4128.79	2712.35 4315.55	2836.95 4517.96	2976.93 4735.89	3124.82 4957.63	3276.57 5191.18	3436.07 5442.47	3603.46 5696.98	3770.83 5969.42

MIAMI DADE COUNTY
 FY 2023-2024 PAY PLAN EFFECTIVE 2023-10-02

JOB CODE NUMBER	JOB TITLE		←-----									
			01	02	03	04	05	06	07	08	09	10
			11	12	13	14	15	16	17	18	19	20
006560	Welder	3	1623.02 2576.41	1695.61 2702.51	1772.06 2832.55	1860.14 2970.42	1942.19 3116.20	2036.74 3269.81	2135.23 3427.40	2237.65 3592.88	2340.12 3758.38	2458.29 3931.55
006565	Roadway Lighting Technician	3	1623.02 2576.41	1695.61 2702.51	1772.06 2832.55	1860.14 2970.42	1942.19 3116.20	2036.74 3269.81	2135.23 3427.40	2237.65 3592.88	2340.12 3758.38	2458.29 3931.55
006572	Electronic Elect Equip Tech 1	6	1853.20 2976.93	1941.86 3124.82	2031.32 3276.57	2132.50 3436.07	2241.43 3603.46	2350.40 3770.83	2459.42 3945.82	2580.02 4128.79	2712.35 4315.55	2836.95 4517.96
006573	Electronic Elect Equip Tech 2	3	2340.12 3758.38	2458.29 3931.55	2576.41 4116.78	2702.51 4309.82	2832.55 4506.83	2970.42 4723.50	3116.20 4944.14	3269.81 5184.40	3427.40 5428.62	3592.88 5684.29
006574	Electronic Electric Equip Sup	3	2797.89 4451.74	2934.19 4665.82	3078.03 4883.69	3229.85 5109.41	3385.55 5350.69	3549.00 5607.55	3712.46 5868.20	3883.57 6144.54	4066.54 6437.03	4257.18 6739.59
006590	Pros Lift Station Mechanic	3	1942.19 3116.20	2036.74 3269.81	2131.50 3427.40	2237.65 3592.88	2340.12 3758.38	2458.29 3931.55	2576.41 4116.78	2702.51 4309.82	2832.55 4506.83	2970.42 4723.50
006601	Construction Field Rep (+)	6	2459.42 3945.82	2580.02 4128.79	2712.35 4315.55	2836.95 4517.96	2976.93 4735.89	3124.82 4957.63	3276.57 5191.18	3436.07 5440.22	3603.46 5696.98	3770.83 5969.42
006610	Construction Manager 1 (+)	6	2459.42 3945.82	2580.02 4128.79	2712.35 4315.55	2836.95 4517.96	2976.93 4735.89	3124.82 4957.63	3276.57 5191.18	3436.07 5440.22	3603.46 5696.98	3770.83 5969.42
006611	Construction Manager 2 (+)	6	2976.93 4735.89	3124.82 4957.63	3276.57 5191.18	3436.07 5440.22	3603.46 5696.98	3770.83 5969.42	3945.82 6253.46	4128.79 6556.99	4315.55 6864.45	4517.96 7199.07
006612	Construction Manager 3 (+)	6	3302.96 5229.47	3463.86 5476.28	3624.77 5738.16	3792.98 6011.21	3968.85 6302.97	4148.37 6598.52	4342.93 6920.19	4552.42 7256.91	4765.58 7583.47	4990.07 7924.73

MIAMI DADE COUNTY
FY 2023-2024 PAY PLAN EFFECTIVE 2023-10-02

JOB CODE NUMBER	JOB TITLE		01	02	03	04	05	06	07	08	09	10
			←									
			11	12	13	14	15	16	17	18	19	20
006616	Dtpw Infrastructure Manager(+)	6	3302.96 5229.47	3463.86 5476.28	3624.77 5738.16	3792.98 6011.21	3968.85 6302.97	4148.37 6598.52	4342.93 6920.19	4552.42 7256.91	4765.58 7583.47	4990.07 7924.73
007102	Mgr, Lib Mkting & Dev Svcs(+)		MIN 2838.32		MIN2 3320.85		MAX 4884.34		PAY GRADE..G05			
007103	Library Attendant	3	1318.40 2007.92	1374.05 2095.29	1429.63 2196.89	1489.61 2293.87	1553.96 2404.12	1618.20 2514.44	1690.90 2629.13	1763.77 2752.70	1836.62 2880.64	1922.31 3017.31
007104	Passport Services Clerk	6	1341.38 2101.64	1402.38 2203.53	1463.34 2309.44	1524.15 2419.23	1596.55 2540.74	1672.60 2662.33	1748.80 2795.57	1836.31 2926.95	1917.31 3058.68	2011.41 3196.30
007105	Bookmobile Operator	3	1549.48 2466.46	1628.80 2580.83	1696.12 2707.39	1775.47 2846.26	1858.76 2976.95	1943.75 3123.93	2037.71 3279.14	2131.69 3438.41	2237.81 3593.10	2352.08 3754.81
007106	Library Services Specialist(+)	6	2241.43 3603.46	2350.40 3770.83	2459.42 3945.82	2580.02 4128.79	2712.35 4315.55	2836.95 4517.96	2976.93 4735.89	3124.82 4957.63	3276.57 5191.18	3436.07 5440.22
007108	LIB Acquisitions Administrator(+)	3	2401.01 3844.72	2521.60 4027.67	2642.30 4218.29	2774.57 4409.02	2903.00 4622.95	3050.82 4831.00	3194.86 5048.37	3350.45 5275.59	3513.89 5513.01	3677.41 5761.09
007109	Lib Exhibition & Programm Spec(+)	6	2241.43 3603.46	2350.40 3770.83	2459.42 3945.82	2580.02 4128.79	2712.35 4315.55	2836.95 4517.96	2976.93 4735.89	3124.82 4957.63	3276.57 5191.18	3436.07 5440.22
007111	Library Transportation Sup(+)	6	1688.89 2712.35	1770.65 2836.95	1852.37 2976.93	1941.86 3124.82	2031.32 3276.57	2132.50 3436.07	2241.43 3603.46	2350.40 3770.83	2459.42 3945.82	2580.02 4128.79

MIAMI DADE COUNTY
 FY 2023-2024 PAY PLAN EFFECTIVE 2023-10-02

JOB CODE NUMBER	JOB TITLE		01	02	03	04	05	06	07	08	09	10
			11	12	13	14	15	16	17	18	19	20
007112	Library Exhibition Tech	6	1455.33 2253.11	1517.69 2358.24	1591.57 2467.17	1657.80 2580.02	1731.64 2696.76	1805.62 2825.11	1891.23 2961.41	1969.04 3097.58	2058.55 3241.50	2159.79 3393.37
007113	Outreach Specialist(+)	6	1798.41 2890.22	1885.30 3033.81	1972.16 3181.14	2070.39 3335.98	2176.16 3498.50	2281.95 3661.02	2387.77 3830.90	2504.87 4008.53	2633.36 4189.84	2754.33 4386.37
007114	Library Tutoring Prog Coor(+)	6	2642.30 4218.29	2774.57 4409.02	2903.00 4622.95	3050.82 4831.00	3194.86 5048.37	3350.45 5275.59	3513.89 5513.01	3677.41 5761.09	3844.72 6020.34	4027.67 6291.24
007115	Library Media Project Coor(+)	6	2387.77 3830.90	2504.87 4008.53	2633.36 4189.84	2754.33 4386.37	2890.22 4597.95	3033.81 4813.24	3181.14 5039.98	3335.98 5281.77	3498.50 5531.05	3661.02 5795.55
007116	Library Media Proj Instructor	6	1455.33 2253.11	1517.69 2358.24	1591.57 2467.17	1657.80 2580.02	1731.64 2696.76	1805.62 2825.11	1891.23 2961.41	1969.04 3097.58	2058.55 3241.50	2159.79 3393.37
007117	Library Media Project Spec(+)	3	1996.27 3194.86	2085.80 3350.45	2186.94 3513.89	2292.04 3677.41	2401.01 3844.72	2521.60 4027.67	2642.30 4218.29	2774.57 4409.02	2903.00 4622.95	3050.82 4831.00
007118	Library Tutor				\$2,914.49 BIWEEKLY FLAT RATE							
007119	Community Engagemnt Coor(+)		MIN 2652.39		MIN2 3103.32		MAX 4528.27		PAY GRADE...G04			
007120	Library Page				\$15.45 FLAT HOURLY RATE							
007121	Library Archivist(+)	3	1976.51 3163.23	2065.15 3317.28	2165.29 3479.09	2269.35 3641.00	2377.23 3806.65	2496.64 3987.80	2616.14 4176.53	2747.10 4365.36	2874.27 4577.18	3020.62 4783.17

MIAMI DADE COUNTY
FY 2023-2024 PAY PLAN EFFECTIVE 2023-10-02

JOB CODE NUMBER	JOB TITLE		01	02	03	04	05	06	07	08	09	10
			←									→
			11	12	13	14	15	16	17	18	19	20
007123	Library Assistant 1	6	1236.00 1880.37	1284.67 1969.52	1341.37 2050.55	1394.10 2143.76	1454.90 2249.19	1515.57 2346.38	1580.52 2455.86	1657.45 2569.29	1726.42 2686.82	1803.31 2808.39
007124	Library Assistant 2	6	1341.38 2101.64	1402.38 2203.53	1463.34 2309.44	1524.15 2419.23	1596.55 2540.74	1672.60 2662.33	1748.80 2795.57	1836.31 2926.95	1917.31 3058.68	2011.41 3196.30
007125	Library Assistant 3	6	1455.33 2253.11	1517.69 2358.24	1591.57 2467.17	1657.80 2580.02	1731.64 2696.76	1805.62 2825.11	1891.23 2961.41	1969.04 3097.58	2058.55 3241.50	2159.79 3393.37
007126	Circulation Svc Sup	6	1549.48 2466.46	1628.80 2580.83	1696.12 2707.39	1775.47 2846.26	1858.76 2976.95	1943.75 3123.93	2037.71 3279.14	2131.69 3438.41	2237.81 3593.10	2352.08 3754.81
007128	Youth Services Specialist	6	1549.48 2466.46	1628.80 2580.83	1696.12 2707.39	1775.47 2846.26	1858.76 2976.95	1943.75 3123.93	2037.71 3279.14	2131.69 3438.41	2237.81 3593.10	2352.08 3754.81
007129	Library Social Service Coor(+)	6	1852.37 2976.93	1941.86 3124.82	2031.32 3276.57	2132.50 3436.07	2241.43 3603.46	2350.40 3770.83	2459.42 3945.82	2580.02 4128.79	2712.35 4315.55	2836.95 4517.96
007130	Library Content & Web Designer(+)		1996.27 3194.86	2085.80 3350.45	2186.94 3513.89	2292.04 3677.41	2401.01 3844.72	2521.60 4027.67	2642.30 4218.29	2774.57 4409.02	2903.00 4622.95	3050.82 4831.00
007132	Library Capital Programs Dir(+)		MIN 4321.94		MIN2 4754.15		MAX 7235.87		PAY GRADE...G10			
007151	Librarian 1(+)	3	1996.27 3194.86	2085.80 3350.45	2186.94 3513.89	2292.04 3677.41	2401.01 3844.72	2521.60 4027.67	2642.30 4218.29	2774.57 4409.02	2903.00 4622.95	3050.82 4831.00
007152	Librarian 2(+)	3	2186.94 3513.89	2292.04 3677.41	2401.01 3844.72	2521.60 4027.67	2642.30 4218.29	2774.57 4409.02	2903.00 4622.95	3050.82 4831.00	3194.86 5048.37	3350.45 5275.59

MIAMI DADE COUNTY
 FY 2023-2024 PAY PLAN EFFECTIVE 2023-10-02

JOB CODE NUMBER	JOB TITLE		01	02	03	04	05	06	07	08	09	10
			11	12	13	14	15	16	17	18	19	20
007153	Librarian 3(+)	3	2401.01 3844.72	2521.60 4027.67	2642.30 4218.29	2774.57 4409.02	2903.00 4622.95	3050.82 4831.00	3194.86 5048.37	3350.45 5275.59	3513.89 5513.01	3677.41 5761.09
007154	Librarian 4(+)	3	2642.30 4218.29	2774.57 4409.02	2903.00 4622.95	3050.82 4831.00	3194.86 5048.37	3350.45 5275.59	3513.89 5513.01	3677.41 5761.09	3844.72 6020.34	4027.67 6291.24
007155	Library Operations Manager(+)		MIN 3240.03		MIN2 3564.00		MAX 5274.07		PAY GRADE..G06			
007157	Mgr,Lib Legis & Municipal Aff(+)		MIN 3240.03		MIN2 3564.00		MAX 5274.07		PAY GRADE..G06			
007161	Library Budget & Finance Mgr(+)		MIN 3240.03		MIN2 3564.00		MAX 5274.07		PAY GRADE..G06			
007162	Library Tech Svc Manager (+)	3	2903.00 4622.95	3050.82 4831.00	3194.86 5048.37	3350.45 5275.59	3513.89 5513.01	3677.41 5761.09	3844.72 6020.34	4027.67 6291.24	4218.33 6574.36	4409.02 6870.19
007163	Manager, Main Library (+)		MIN 3272.43		MIN2 3599.63		MAX 5326.81		PAY GRADE..G06			
007164	Chief,Lib Marketing & Dev Serv(+)		MIN 3478.47		MIN2 3826.34		MAX 5704.02		PAY GRADE..G07			
007169	Cf Lib Contrct Proc & Mat Mgmt(+)		MIN 3240.03		MIN2 3564.00		MAX 5274.07		PAY GRADE..G06			
007170	Lib Facilities Maintenance Mgr(+)	6	2797.89 4451.74	2934.19 4665.82	3078.03 4883.69	3229.85 5109.41	3385.55 5350.69	3549.00 5607.55	3712.46 5868.20	3883.57 6144.54	4066.54 6437.03	4257.18 6758.91

MIAMI DADE COUNTY
 FY 2023-2024 PAY PLAN EFFECTIVE 2023-10-02

JOB CODE NUMBER	JOB TITLE														
		01	02	03	04	05	06	07	08	09	10				
007197	Ast Dir Library(+)	MIN 4659.31		MIN2 5125.22		MAX 7853.89		PAY GRADE..G11							
007198	Ast Dir, Lib Col & Spc Svc(+)	MIN 4321.94		MIN2 4754.15		MAX 7235.87		PAY GRADE..G10							
007199	Dir Of Libraries(+)	MIN 5409.68		MIN2 5950.66		MAX 15309.84		PAY GRADE..E01							
007201	PROS Seasonal Programs Ast							\$15.45 FLAT HOURLY RATE							
007202	PROS Recreation Service Aide							\$15.45 FLAT HOURLY RATE							
007208	Pool/Lake Lifeguard							\$16.48 FLAT HOURLY RATE							
007209	Senior Pool/Lake Lifeguard							\$18.49 FLAT HOURLY RATE							
007211	Pool Manager							\$22.84 FLAT HOURLY RATE							
007213	Swim Instructor							\$17.51 FLAT HOURLY RATE							
007215	Park Attendant	3	1236.00 1882.43	1288.18 1964.33	1340.69 2059.58	1396.50 2150.50	1456.84 2253.87	1517.07 2357.29	1585.21 2464.80	1653.54 2580.65	1721.83 2700.60	1802.16 2828.74			
007216	Pros Assistant Range Master	6	1467.11 2350.40	1544.91 2459.42	1611.06 2580.02	1688.89 2712.35	1770.65 2836.95	1852.37 2976.93	1941.86 3124.82	2031.32 3276.57	2132.50 3436.07	2241.43 3603.46			
007217	Range Attendant	3	1352.69 2124.85	1413.61 2226.77	1478.33 2328.68	1539.21 2446.28	1615.39 2563.88	1687.63 2689.35	1763.79 2818.70	1851.28 2955.92	1932.81 3101.00	2026.76 3253.82			

MIAMI DADE COUNTY
 FY 2023-2024 PAY PLAN EFFECTIVE 2023-10-02

JOB CODE NUMBER	JOB TITLE		01	02	03	04	05	06	07	08	09	10
			11	12	13	14	15	16	17	18	19	20
007218	Pros Range Master(+)	6	2241.43 3603.46	2350.40 3770.83	2459.42 3945.82	2580.02 4128.79	2712.35 4888.43	2836.95 4517.96	2976.93 4735.89	3124.82 4957.63	3276.57 5191.18	3436.07 5440.22
007219	Landscape Technician	3	1318.40 2007.92	1374.05 2095.29	1429.63 2196.89	1489.61 2293.87	1553.96 2404.12	1618.20 2514.44	1690.90 2629.13	1763.77 2752.70	1836.62 2880.64	1922.31 3017.31
007220	PROS Aquatics Manager(+)		1852.37 2976.93	1941.86 3124.82	2031.32 3276.57	2132.50 3436.07	2241.43 3603.46	2350.40 3770.83	2459.42 3945.82	2580.02 4128.79	2712.35 4315.55	2836.95 4517.96
007221	PROS Aquatics Area Manager(+)	6	2241.43 3603.46	2350.40 3770.83	2459.42 3945.82	2580.02 4128.79	2712.35 4315.55	2836.95 4517.96	2976.93 4735.89	3124.82 4957.63	3276.57 5191.18	3436.07 5440.22
007222	Pros Enforcement Specialist	6	1616.89 2712.35	1690.49 2836.95	1853.20 2976.93	1941.86 3124.82	2031.32 3276.57	2132.50 3436.07	2241.43 3603.46	2350.40 3770.83	2459.42 3945.82	2580.02 4128.79
007223	Pros Assistant Security Chief(+)	6	2387.77 3830.90	2504.87 4008.53	2633.36 4189.84	2754.33 4386.37	2890.22 4597.95	3033.81 4813.24	3181.14 5039.98	3335.98 5281.77	3498.50 5531.05	3661.02 5795.55
007224	Pros Security Supervisor	6	1852.37 2976.93	1941.86 3124.82	2031.32 3276.57	2132.50 3436.07	2241.43 3603.46	2350.40 3770.83	2459.42 3945.82	2580.02 4128.79	2712.35 4315.55	2836.95 4517.96
007225	Pros Security & Enforcement Cf(+)		MIN 2838.32		MIN2 3320.85		MAX 4884.34		PAY GRADE...G05			
007226	Pros Security Officer	3	1318.40 2007.92	1374.05 2095.29	1429.63 2196.89	1489.61 2293.87	1553.96 2404.12	1618.20 2514.44	1690.90 2629.13	1763.77 2752.70	1836.62 2880.64	1922.31 3017.31
007227	Deering Estate Safety& Sec Sup	6	1834.03 2947.46	1922.64 3093.89	2011.21 3244.14	2111.40 3402.05	2219.25 3567.78	2327.13 3733.50	2435.07 3906.75	2554.46 4087.92	2685.50 4272.82	2808.86 4473.23

MIAMI DADE COUNTY
 FY 2023-2024 PAY PLAN EFFECTIVE 2023-10-02

JOB CODE NUMBER	JOB TITLE		01	02	03	04	05	06	07	08	09	10
			11	12	13	14	15	16	17	18	19	20
007228	Deering Estate Reno&Restr Tech	3	1695.61 2702.51	1772.06 2832.55	1855.64 2970.42	1942.19 3116.20	2036.74 3269.81	2135.23 3427.40	2237.65 3592.88	2340.12 3758.41	2458.29 3931.55	2576.41 4116.78
007230	Pros Natural Areas Maint Sup	3	1906.51 3069.32	1996.87 3217.18	2095.44 3373.28	2202.28 3537.62	2309.19 3702.06	2416.01 3874.54	2535.20 4055.41	2662.49 4240.30	2785.74 4437.50	2925.53 4651.19
007240	Marina Attendant	3	1236.00 1882.43	1288.18 1964.33	1340.69 2059.58	1396.50 2150.50	1456.84 2253.87	1517.07 2357.29	1585.21 2464.80	1653.54 2580.65	1721.83 2700.60	1802.16 2828.74
007241	Tennis Court Attendant	3	1318.40 2007.92	1374.05 2095.29	1429.63 2196.89	1489.61 2293.87	1553.96 2404.12	1618.20 2514.44	1690.90 2629.13	1763.77 2752.70	1836.62 2880.64	1922.31 3017.31
007245	Turf Equipment Mechanic	3	1623.02 2576.46	1695.61 2702.51	1772.06 2832.55	1860.18 2970.42	1942.19 3116.20	2036.74 3269.81	2135.23 3427.40	2237.65 3588.89	2340.12 3762.21	2458.29 3935.62
007250	Tree Trimmer	3	1307.68 1931.52	1355.14 2013.22	1410.73 2099.01	1462.26 2188.85	1513.79 2304.99	1577.29 2396.13	1640.70 2503.12	1708.00 2617.99	1779.47 2736.75	1854.79 2853.64
007252	Pros Sound Technician	3	2036.74 3269.81	2135.23 3427.40	2237.65 3592.88	2340.12 3758.38	2458.29 3931.55	2576.41 4116.78	2702.51 4309.82	2832.55 4506.83	2970.42 4723.50	3116.20 4944.14
007253	Maintenance Technician	3	1695.61 2702.51	1772.06 2832.55	1855.64 2970.42	1942.19 3116.20	2036.74 3269.81	2135.23 3427.40	2237.65 3592.88	2340.12 3758.41	2458.29 3931.55	2576.41 4116.78
007254	Pool & Pump Technician	3	1695.61 2702.51	1772.06 2832.55	1860.14 2970.42	1942.19 3116.20	2036.74 3269.81	2135.23 3427.40	2237.65 3592.88	2340.12 3758.38	2458.29 3931.55	2576.41 4116.78

MIAMI DADE COUNTY
 FY 2023-2024 PAY PLAN EFFECTIVE 2023-10-02

JOB CODE NUMBER	JOB TITLE		←-----									
			01	02	03	04	05	06	07	08	09	10
			11	12	13	14	15	16	17	18	19	20
007256	Landscape Arch Drafter 1	6	1345.26 1999.69	1394.77 2086.00	1440.42 2180.06	1505.20 2270.22	1566.10 2372.18	1626.93 2478.11	1695.58 2591.83	1764.03 2709.40	1840.10 2830.92	1917.31 2960.31
007257	Landscape Arch Drafter 2	6	1505.21 2270.22	1566.10 2372.18	1626.99 2478.11	1695.58 2591.82	1764.03 2709.40	1840.10 2830.92	1917.31 2960.31	1999.69 3097.56	2086.00 3238.70	2180.06 3378.29
007260	Marine Equipment Operator	3	1497.99 2327.65	1565.28 2433.81	1632.75 2548.20	1700.18 2666.64	1779.50 2793.16	1858.76 2927.92	1939.63 3058.63	2033.68 3205.66	2123.46 3360.74	2225.52 3520.01
007263	Ocean Rescue Comm Supp Spec	6	1455.50 2199.26	1516.41 2293.40	1577.29 2395.37	1641.95 2505.18	1710.47 2618.80	1782.83 2736.39	1855.15 2857.97	1932.81 2987.38	2015.11 3128.48	2101.34 3261.70
007264	Marina Support Specialist	6	1467.11 2350.39	1544.90 2459.41	1611.06 2580.01	1688.88 2712.33	1770.65 2836.94	1852.36 2976.92	1941.86 3124.81	2031.31 3276.56	2132.49 3436.06	2241.43 3603.43
007267	Ocean Lifeguard 1	6	1626.93 2478.11	1695.58 2591.83	1764.03 2709.40	1840.10 2830.92	1917.31 2960.31	1999.69 3097.56	2084.73 3238.70	2180.06 3378.29	2270.22 3530.32	2372.18 3689.17
007268	Ocean Lifeguard 2	6	1825.02 2809.68	1902.88 2938.04	1984.60 3074.18	2070.39 3214.27	2163.67 3358.26	2253.11 3510.06	2354.30 3668.05	2459.42 3833.06	2572.29 4005.55	2688.92 4185.83
007269	Deering Estate Exhibition Coor(+)	6	1798.41 2890.22	1885.30 3033.81	1972.16 3181.14	2070.39 3335.98	2176.16 3498.50	2281.95 3661.02	2387.77 3830.90	2504.87 4008.53	2633.36 4189.84	2754.33 4386.37
007270	Beach Safety Manager(+)	6	2241.43 3603.46	2350.40 3770.83	2459.42 3945.82	2580.02 4128.79	2712.35 4315.55	2836.95 4517.96	2976.93 4735.89	3124.82 4957.63	3276.57 5191.18	3436.07 5440.22
007271	Mgr Pros Fruit & Spice Park(+)	6	2607.28 4148.37	2727.06 4342.93	2861.61 4552.42	3003.78 4765.58	3149.65 4990.07	3302.96 5229.47	3463.86 5476.28	3624.77 5738.16	3792.98 6011.21	3968.85 6302.97

MIAMI DADE COUNTY
FY 2023-2024 PAY PLAN EFFECTIVE 2023-10-02

JOB CODE NUMBER	JOB TITLE		01	02	03	04	05	06	07	08	09	10
			11	12	13	14	15	16	17	18	19	20
007272	Purchasing Specialist	6	1688.89 2712.35	1770.65 2836.95	1852.37 2976.93	1941.86 3124.82	2031.32 3276.57	2132.50 3436.07	2241.43 3603.46	2350.40 3770.83	2459.42 3945.82	2580.59 4128.79
007273	DE Conser. & Learning Prog Mgr(+)	6	2241.43 3603.46	2350.40 3770.83	2459.42 3945.82	2580.02 4128.79	2712.35 4315.55	2836.95 4517.96	2976.93 4735.89	3124.82 4957.63	3276.57 5191.18	3436.07 5440.22
007275	Deering Estate Spc Events Coor(+)	6	2176.16 3498.50	2281.95 3661.02	2387.77 3830.90	2504.87 4008.53	2633.36 4189.84	2754.33 4386.37	2890.22 4597.95	3033.81 4813.24	3181.14 5039.98	3335.98 5281.77
007276	DE HP & Curatorial Manager(+)	6	2685.50 4272.82	2808.87 4473.22	2947.46 4688.99	3093.89 4908.55	3244.14 5139.77	3402.05 5386.35	3567.78 5640.57	3733.51 5910.30	3906.77 6191.55	4087.92 6492.06
007277	Pros Sign/Graphics Artist	3	1539.42 2446.67	1615.62 2564.28	1687.90 2689.75	1764.03 2819.10	1851.62 2956.39	1933.02 3101.55	2027.13 3254.42	2125.12 3411.13	2227.09 3575.94	2329.14 3740.60
007281	Mgr, Pros Contracts Admin(+)		MIN 2838.32		MIN2 3320.85		MAX 4884.34		PAY GRADE...G05			
007282	Pros Recreation Area Manager(+)	6	2241.43 3603.46	2350.40 3770.83	2459.42 3945.82	2580.02 4128.79	2712.35 4315.55	2836.95 4517.96	2976.93 4735.89	3124.82 4957.63	3276.57 5191.18	3436.07 5440.22
007283	Pros Children'S Trust As Instr		MIN 2228.92		MIN2 2228.92		MAX 2228.92		PAY GRADE...11F			
007284	Cabinetmaker	3	1546.49 2458.29	1623.02 2576.41	1695.61 2702.51	1772.06 2832.55	1860.14 2970.42	1942.19 3116.20	2036.74 3269.81	2135.23 3427.40	2237.65 3592.88	2340.12 3758.38
007286	Pros Park Planner 2(+)	6	2241.43 3603.46	2350.40 3770.83	2459.42 3945.82	2580.02 4128.79	2712.35 4315.55	2836.95 4517.96	2976.93 4735.89	3124.82 4957.63	3276.57 5191.18	3436.07 5440.22

MIAMI DADE COUNTY
FY 2023-2024 PAY PLAN EFFECTIVE 2023-10-02

JOB CODE NUMBER	JOB TITLE		01	02	03	04	05	06	07	08	09	10
			11	12	13	14	15	16	17	18	19	20
007287	Pros Park Planner 3(+)	6	2712.35 4315.55	2836.95 4517.96	2976.93 4735.89	3124.82 4957.63	3276.57 5191.18	3436.07 5440.22	3603.46 5696.98	3770.83 5969.42	3945.82 6253.46	4128.79 6534.89
007288	Pros Park Planning Sect Sup(+)	6	2976.93 4735.89	3124.82 4957.63	3276.57 5191.18	3436.07 5440.22	3603.46 5696.98	3770.83 5969.42	3945.82 6253.46	4128.79 6556.99	4315.55 6852.06	4517.96 7147.54
007289	Mgr, Pros Capital Improvement(+)		MIN 3240.03		MIN2 3564.00		MAX 5274.07		PAY GRADE..G06			
007290	Deering Estate Registrar	6	1635.72 2503.12	1707.05 2617.99	1778.30 2736.75	1857.42 2859.52	1936.68 2990.21	2019.88 3128.84	2107.04 3271.39	2202.07 3417.89	2293.15 3572.46	2396.13 3734.68
007291	DE Business Ops Manager (+)	6	2364.13 3792.98	2480.06 3968.85	2607.28 4148.37	2727.06 4342.93	2861.61 4552.42	3003.78 4765.58	3149.65 4990.07	3302.96 5229.47	3463.86 5476.28	3624.77 5738.16
007292	Pros Safety And Training Spec(+)	6	1845.50 3025.94	1942.98 3179.08	2047.51 3337.59	2151.96 3506.46	2259.84 3680.62	2371.34 3861.63	2489.74 4056.61	2611.55 4258.68	2743.92 4469.23	2883.19 4692.74
007293	Pros Community Center Manager(+)	6	2364.13 3792.98	2480.06 3968.85	2607.28 4148.37	2727.06 4342.93	2861.61 4552.42	3003.78 4765.58	3149.65 4990.07	3302.96 5229.47	3463.86 5476.28	3624.77 5738.16
007294	DE Operations Specialist (+)	6	1424.37 2281.95	1499.91 2387.77	1564.13 2504.87	1639.69 2633.36	1719.08 2754.33	1798.41 2890.22	1885.30 3033.81	1972.16 3181.14	2070.39 3335.98	2176.16 3498.50
007295	DE Sales & Marketing Manager(+)	6	2364.13 3792.98	2480.06 3968.85	2607.28 4148.37	2727.06 4342.93	2861.61 4552.42	3003.78 4765.58	3149.65 4990.07	3302.96 5229.47	3463.86 5476.28	3624.77 5738.16

MIAMI DADE COUNTY
FY 2023-2024 PAY PLAN EFFECTIVE 2023-10-02

JOB CODE NUMBER	JOB TITLE		←-----									
			01	02	03	04	05	06	07	08	09	10
			11	12	13	14	15	16	17	18	19	20
007296	DE Admissions Suprevisor (+)	6	1400.85 2241.43	1467.11 2350.40	1544.91 2459.42	1611.06 2580.02	1688.89 2712.35	1770.65 2836.95	1852.37 2976.93	1941.86 3124.82	2031.32 3276.57	2132.50 3436.07
007297	Conservation & Research Spec(+)	6	1860.08 2992.50	1953.46 3140.40	2042.97 3292.13	2144.16 3451.69	2253.11 3619.03	2362.11 3786.32	2474.92 3965.29	2595.56 4148.23	2724.03 4338.89	2852.36 4541.28
007298	Intergovernmental Affairs Coord(+)		MIN 2652.39		MIN2 3103.32		MAX 4528.27		PAY GRADE...G04			
007299	PROS Signage & Design Supv(+)	6	2241.43 3603.46	2350.40 3770.83	2459.42 3945.82	2580.02 4128.79	2712.35 4315.55	2836.95 4517.96	2976.93 4735.89	3124.82 4957.63	3276.57 5191.18	3436.07 5440.22
007300	Pros Employee Records Spec	6	1424.37 2281.95	1499.91 2387.77	1564.13 2504.87	1639.69 2633.36	1719.08 2754.33	1798.41 2890.22	1885.30 3033.81	1972.16 3181.14	2070.39 3335.98	2176.16 3498.50
007301	PROS Recreation Specialist	6	1440.42 2180.06	1505.21 2270.22	1566.10 2372.18	1626.99 2478.11	1695.58 2591.82	1764.03 2709.40	1840.10 2830.92	1917.31 2960.31	1999.69 3097.56	2086.00 3238.70
007303	Recreation Specialist 1 (+)	6	1455.33 2253.11	1517.69 2358.24	1591.57 2467.17	1657.80 2580.02	1731.64 2696.76	1805.62 2825.11	1891.23 2961.41	1969.04 3097.58	2058.55 3241.50	2159.79 3393.37
007304	PROS Recreation Manager (+)	6	1852.37 2976.93	1941.86 3124.82	2031.32 3276.57	2132.50 3436.07	2241.43 3603.46	2350.40 3770.83	2459.42 3945.82	2580.02 4128.79	2712.35 4315.55	2836.95 4517.96
007305	Recreation Specialist Sup(+)	6	1828.98 2922.44	1914.51 3066.50	2004.15 3218.22	2101.41 3369.93	2198.70 3537.34	2303.77 3700.72	2420.57 3872.00	2533.31 4054.79	2657.81 4241.59	2790.09 4445.60
007306	Pros Interpretive Nature Coord(+)	6	2364.13 3792.98	2480.06 3968.85	2607.28 4148.37	2727.06 4342.93	2861.61 4552.42	3003.78 4765.58	3149.65 4990.07	3302.96 5229.47	3463.86 5476.28	3624.77 5738.16

MIAMI DADE COUNTY
 FY 2023-2024 PAY PLAN EFFECTIVE 2023-10-02

JOB CODE NUMBER	JOB TITLE		01	02	03	04	05	06	07	08	09	10
			11	12	13	14	15	16	17	18	19	20
007307	PROS Fin Rep & Sys Audit Coord(+)	6	2976.93 4735.89	3124.82 4957.63	3276.57 5191.18	3436.07 5440.22	3603.46 5696.98	3770.83 5969.42	3945.82 6253.46	4128.79 6556.99	4315.55 6753.71	4517.96 7057.62
007308	Pros Design& Advert Spec (+)	6	1834.03 2947.46	1922.64 3093.89	2011.21 3244.14	2111.40 3402.05	2219.25 3567.78	2327.13 3733.50	2435.07 3906.75	2554.46 4087.92	2685.50 4272.82	2808.86 4473.23
007309	Recreation Strategic Planner(+)	6	2976.93 4735.89	3124.82 4957.63	3276.57 5191.18	3436.07 5440.22	3603.46 5696.98	3770.83 5969.42	3945.82 6253.46	4128.79 6556.99	4315.55 6852.06	4517.96 7147.54
007310	Youth Enrichment Specialist	6	1440.42 2180.06	1505.21 2270.22	1566.10 2372.18	1626.99 2478.11	1695.58 2591.82	1764.03 2709.40	1840.10 2830.92	1917.31 2960.31	1999.69 3097.56	2086.00 3238.70
007311	PROS Rec Regional Manager(+)		MIN 2652.39		MIN2 3103.32		MAX 4528.27		PAY GRADE..G04			
007313	Public Facilities Manager 4(+)	6	1770.65 2836.95	1852.37 2976.93	1941.86 3124.82	2031.32 3276.57	2132.50 3436.07	2241.43 3603.46	2350.40 3770.83	2459.42 3945.82	2580.02 4128.79	2712.35 4315.55
007317	Campsite Facility Manager(+)	6	2241.43 3603.46	2350.40 3770.83	2459.42 3945.82	2580.02 4128.79	2712.35 4315.55	2836.95 4517.96	2976.93 4735.89	3124.82 4957.63	3276.57 5191.18	3436.07 5440.22
007319	Women'S Park Facility Manager(+)	6	2241.43 3603.46	2350.40 3770.83	2459.42 3945.82	2580.02 4128.79	2712.35 4315.55	2836.95 4517.96	2976.93 4735.89	3124.82 4957.63	3276.57 5191.18	3436.07 5440.22
007321	PROS Stewardship Mgr(+)	6	1852.37 2976.93	1941.86 3124.82	2031.32 3276.57	2132.50 3436.07	2241.43 3603.46	2350.40 3770.83	2459.42 3945.82	2580.02 4128.79	2712.35 4315.55	2836.95 4517.96

MIAMI DADE COUNTY
 FY 2023-2024 PAY PLAN EFFECTIVE 2023-10-02

JOB CODE NUMBER	JOB TITLE		01	02	03	04	05	06	07	08	09	10
			11	12	13	14	15	16	17	18	19	20
007323	PROS Stewardship Area Mgr(+)	6	2241.43 3603.46	2350.40 3770.83	2459.42 3945.82	2580.02 4128.79	2712.35 4315.55	2836.95 4517.96	2976.93 4735.89	3124.82 4957.63	3276.57 5191.18	3436.07 5440.22
007325	Pros Regional Manager (+)		MIN 3478.47		MIN2 3826.34		MAX 5704.02		PAY GRADE..G07			
007326	Senior Regional Mgr(+)		MIN 3740.26		MIN2 4114.28		MAX 6174.28		PAY GRADE..G08			
007327	Pros Planning Manager (+)		MIN 3240.03		MIN2 3564.00		MAX 5274.07		PAY GRADE..G06			
007328	PROS Chief, HR LBR, BEN & TRN(+)		MIN 3740.26		MIN2 4114.28		MAX 6174.28		PAY GRADE..G08			
007329	Pros Master Plan Manager(+)		MIN 3740.26		MIN2 4114.28		MAX 6174.28		PAY GRADE..G08			
007330	Mgr, Procurment & Fleet Div(+)		MIN 2838.32		MIN2 3320.85		MAX 4884.34		PAY GRADE..G05			
007332	Manager Pros Natural Areas(+)		MIN 2838.32		MIN2 3320.85		MAX 4884.34		PAY GRADE..G05			
007333	PROS Stewardship Region Mgr(+)		MIN 2678.92		MIN2 3134.34		MAX 4573.55		PAY GRADE..G04			
007334	Pros Business Specialist 1(+)	6	1424.37 2281.95	1499.91 2387.77	1564.13 2504.87	1639.69 2633.36	1719.08 2754.33	1798.41 2890.22	1885.30 3033.81	1972.16 3181.14	2070.39 3335.98	2176.16 3498.50
007335	Pros Business Specialist 2(+)	6	1798.41 2890.22	1885.30 3033.81	1972.16 3181.14	2070.39 3335.98	2176.16 3498.50	2281.95 3661.02	2387.77 3830.90	2504.87 4008.53	2633.36 4189.84	2754.33 4386.37

MIAMI DADE COUNTY
 FY 2023-2024 PAY PLAN EFFECTIVE 2023-10-02

JOB CODE NUMBER	JOB TITLE		01	02	03	04	05	06	07	08	09	10
			11	12	13	14	15	16	17	18	19	20
007336	Pros Business Specialist 3(+)	6	2176.16 3498.50	2281.95 3661.02	2387.77 3830.90	2504.87 4008.53	2633.36 4189.84	2754.33 4386.37	2890.22 4597.95	3033.81 4813.24	3181.14 5039.98	3335.98 5281.77
007337	Pros Business Development Spec(+)	6	2132.50 3436.07	2241.43 3603.46	2350.40 3770.83	2459.42 3945.82	2580.02 4128.79	2712.35 4315.55	2836.95 4517.96	2976.93 4735.89	3124.82 4957.63	3276.57 5191.18
007338	Pros Sales Marketing Coor(+)	6	2387.77 3830.90	2504.87 4008.53	2633.36 4189.84	2754.33 4386.37	2890.22 4597.95	3033.81 4813.24	3181.14 5039.98	3335.98 5281.77	3498.50 5531.05	3661.02 5795.55
007339	Pros Sales System Specialist(+)	6	2031.32 3276.57	2132.50 3436.07	2241.43 3603.46	2350.40 3770.83	2459.42 3945.82	2580.02 4128.79	2712.35 4315.55	2836.95 4517.96	2976.93 4735.89	3124.82 4957.63
007340	PROS HR Org Struct Coord (+)	6	2350.40 3770.83	2459.42 3945.82	2580.02 4128.79	2712.35 4315.55	2836.95 4517.96	2976.93 4735.89	3124.82 4957.63	3276.57 5191.18	3436.07 5440.22	3603.46 5685.03
007341	Pros Eco Adv Sales&Bus Mgr(+)	6	1798.41 2890.22	1885.30 3033.81	1972.16 3181.14	2070.39 3335.98	2176.16 3498.50	2281.95 3661.02	2387.77 3830.90	2504.87 4008.53	2633.36 4189.84	2754.33 4386.37
007342	Assist. Tennis Facility Manage(+)	6	1455.33 2253.11	1517.69 2358.24	1591.57 2467.17	1657.80 2580.02	1731.64 2696.76	1805.62 2825.11	1891.23 2961.41	1969.04 3097.58	2058.55 3241.50	2159.79 3393.37
007343	Sales Member&Warehse Spec 1(+)	6	1467.11 2350.40	1544.91 2459.42	1611.06 2580.02	1688.89 2712.35	1770.65 2836.95	1852.37 2976.93	1941.86 3124.82	2031.32 3276.57	2132.50 3436.07	2241.43 3603.46
007344	Sales Member&Warehse Spec 2(+)	6	1798.41 2890.22	1885.30 3033.81	1972.16 3181.14	2070.39 3335.98	2176.16 3498.50	2281.95 3661.02	2387.77 3830.90	2504.87 4008.53	2633.36 4189.84	2754.33 4386.37
007345	Marketing Specialist(+)	6	2387.77 3830.90	2504.87 4008.53	2633.36 4189.84	2754.33 4386.37	2890.22 4597.95	3033.81 4813.24	3181.14 5039.98	3335.98 5281.77	3498.50 5531.05	3661.02 5795.55

MIAMI DADE COUNTY
 FY 2023-2024 PAY PLAN EFFECTIVE 2023-10-02

JOB CODE NUMBER	JOB TITLE		01	02	03	04	05	06	07	08	09	10
			11	12	13	14	15	16	17	18	19	20
007346	PROS Rec & Inc Spec(+)	6	1852.37 2976.93	1941.86 3124.82	2031.32 3276.57	2132.50 3436.07	2241.43 3603.46	2350.40 3770.83	2459.42 3945.82	2580.02 4128.79	2712.35 4315.55	2836.95 4517.96
007350	Deering Estate Business Mgr(+)	6	1852.37 2976.93	1941.86 3124.82	2031.32 3276.57	2132.50 3436.07	2241.43 3603.46	2350.40 3770.83	2459.42 3945.82	2580.02 4128.79	2712.35 4315.55	2836.95 4517.96
007351	Deering Est Nat Res Prog Mgr(+)	6	2580.02 4128.79	2712.35 4315.55	2836.95 4517.96	2976.93 4735.89	3124.82 4957.63	3276.57 5191.18	3436.07 5440.22	3603.46 5696.98	3770.83 5969.42	3945.82 6253.46
007353	Tennis Facility Manager (+)	6	2241.43 3603.46	2350.40 3770.83	2459.42 3945.82	2580.02 4128.79	2712.35 4315.55	2836.95 4517.96	2976.93 4735.89	3124.82 4957.63	3276.57 5191.18	3436.07 5440.22
007354	Horticultural Specialist	3	1373.90 2066.97	1426.60 2156.12	1475.29 2253.32	1544.12 2346.63	1609.01 2452.02	1673.83 2561.32	1746.70 2678.88	1819.68 2800.50	1900.76 2926.17	1981.82 3049.06
007355	Horticulturist(+)	6	1588.75 2545.38	1673.83 2663.35	1746.70 2794.04	1828.98 2937.27	1917.38 3072.18	2005.96 3223.82	2102.82 3383.96	2199.78 3548.31	2309.39 3719.38	2427.40 3898.64
007356	Deering Est Ground Maint Coor	3	1906.51 3069.32	1996.87 3217.18	2095.44 3373.28	2202.28 3537.62	2309.19 3702.06	2416.01 3874.54	2535.20 4055.41	2662.49 4240.30	2785.74 4437.50	2925.53 4651.19
007357	Landscape Architect 1(+)	6	2241.43 3603.46	2350.40 3770.83	2459.42 3945.82	2580.02 4128.79	2712.35 4315.55	2836.95 4517.96	2976.93 4735.89	3124.82 4957.63	3276.57 5191.18	3436.07 5440.22
007358	Landscape Architect 2(+)	6	2712.35 4315.55	2836.95 4517.96	2976.93 4735.89	3124.82 4957.63	3276.57 5191.56	3436.07 5440.22	3603.46 5696.98	3770.83 5969.42	3945.82 6253.46	4128.79 6556.99

MIAMI DADE COUNTY
 FY 2023-2024 PAY PLAN EFFECTIVE 2023-10-02

JOB CODE NUMBER	JOB TITLE		01	02	03	04	05	06	07	08	09	10
			11	12	13	14	15	16	17	18	19	20
007359	Landscape Architect 3(+)	6	2861.61 4552.42	3003.78 4765.58	3149.65 4990.07	3302.96 5229.47	3463.86 5476.28	3624.77 5738.16	3792.98 6011.21	3968.85 6302.97	4148.37 6598.52	4342.93 6920.19
007360	Landscape Architect 4(+)	6	3302.96 5229.47	3463.86 5476.28	3624.77 5738.16	3792.98 6011.21	3968.85 6302.97	4148.37 6598.52	4342.93 6920.19	4552.42 7256.91	4765.58 7583.47	4990.07 7924.73
007362	Landscape Sup 1	3	1373.90 2066.97	1426.60 2156.12	1475.29 2253.32	1544.12 2346.63	1609.01 2452.02	1673.83 2561.32	1746.70 2678.88	1819.68 2800.50	1900.76 2926.17	1981.82 3049.06
007363	Landscape Sup 2	3	1445.52 2309.39	1517.17 2427.40	1588.75 2545.38	1673.83 2663.35	1746.70 2794.04	1828.98 2937.27	1917.38 3072.18	2005.96 3223.82	2102.82 3383.96	2199.78 3548.31
007364	Landscape Sup 3	3	1588.75 2545.38	1673.83 2663.35	1746.70 2794.04	1828.98 2937.27	1917.38 3072.18	2005.96 3223.82	2102.82 3383.96	2199.78 3548.31	2309.39 3719.38	2427.40 3898.64
007365	Park Maint Facilities Coor(+)	6	2241.43 3603.46	2350.40 3770.83	2459.42 3945.82	2580.02 4128.79	2712.35 4315.55	2836.95 4517.96	2976.93 4735.89	3124.82 4957.63	3276.57 5191.18	3436.07 5440.22
007366	Pros Maintenance Supervisor(+)	6	2011.82 3229.85	2109.18 3385.55	2210.29 3549.00	2311.51 3712.46	2428.21 3883.57	2544.98 4066.54	2669.51 4257.18	2797.89 4451.74	2934.19 4665.82	3078.03 4883.69
007368	PROS Utility & Maint Admin	6	2459.42 3945.82	2580.02 4128.79	2712.35 4315.55	2836.95 4517.96	2976.93 4735.89	3124.82 4957.63	3276.57 5191.18	3436.07 5440.22	3603.46 5696.98	3770.83 5969.42
007369	Beach Operations & Maint Sup(+)	6	2241.43 3603.46	2350.40 3770.83	2459.42 3945.82	2580.02 4128.79	2712.35 4315.55	2836.95 4517.96	2976.93 4735.89	3124.82 4957.63	3276.57 5191.18	3436.07 5440.22
007370	Pros Beach Maintenance Worker	3	1318.40 2007.92	1374.05 2095.29	1429.63 2196.89	1489.61 2293.87	1553.96 2404.12	1618.20 2514.44	1690.90 2629.13	1763.77 2752.70	1836.62 2880.64	1922.31 3017.31

MIAMI DADE COUNTY
 FY 2023-2024 PAY PLAN EFFECTIVE 2023-10-02

JOB CODE NUMBER	JOB TITLE		01	02	03	04	05	06	07	08	09	10
			11	12	13	14	15	16	17	18	19	20
007371	Pros Aquatics Region Manager(+)	6	2607.28 4148.37	2727.06 4342.93	2861.61 4552.42	3003.78 4765.58	3149.65 4990.07	3302.96 5229.47	3463.86 5476.28	3624.77 5738.16	3792.98 6011.21	3968.85 6302.97
007372	Pros Constr & Maint Sup (+)	6	2066.97 3327.35	2172.33 3489.42	2277.67 3651.64	2378.88 3821.76	2500.56 4000.11	2626.19 4182.50	2747.85 4377.00	2885.65 4587.81	3027.49 4802.58	3173.35 5029.45
007373	Pros Construction & Maint Mgr(+)	6	2459.42 3945.82	2580.02 4128.79	2712.35 4315.55	2836.95 4517.96	2976.93 4735.89	3124.82 4957.63	3276.57 5191.18	3436.07 5440.22	3603.46 5696.98	3770.83 5969.42
007374	Special Tax District Sup (+)	6	2976.93 4735.89	3124.82 4957.63	3276.57 5191.18	3436.07 5440.22	3603.46 5696.98	3770.83 5969.42	3945.82 6253.46	4128.79 6556.99	4315.55 6864.45	4517.96 7199.07
007375	Zoo Educ & Interpretation Mgr(+)		MIN 2652.39		MIN2 3103.32		MAX 4528.27		PAY GRADE..G04			
007376	Aquatic Life SPT Supervisor(+)	6	1852.37 2976.93	1941.86 3124.82	2031.32 3276.57	2132.50 3436.07	2241.43 3603.46	2350.40 3770.83	2459.42 3945.82	2580.02 4128.79	2712.35 4315.55	2836.95 4517.96
007379	Assistant Zoo Superintendent(+)		MIN 4013.69		MIN2 4415.05		MAX 6671.50		PAY GRADE..G09			
007380	Pros Special Tax District Mgr(+)		MIN 2838.32		MIN2 3320.85		MAX 4884.34		PAY GRADE..G05			
007381	Cf Pros Proc Contracts Mgmt(+)		MIN 2838.32		MIN2 3320.85		MAX 4884.34		PAY GRADE..G05			
007382	PROS MGR, Bus Dev, PA & COMREL(+)		MIN 3240.03		MIN2 3564.00		MAX 5274.07		PAY GRADE..G06			

MIAMI DADE COUNTY
 FY 2023-2024 PAY PLAN EFFECTIVE 2023-10-02

JOB CODE NUMBER	JOB TITLE	01	02	03	04	05	06	07	08	09	10
		←									→
		11	12	13	14	15	16	17	18	19	20
007383	Mgr, Causesway Operations(+)	MIN 3478.47		MIN2 3826.34		MAX 5704.02		PAY GRADE..G07			
007384	Chief, Pros Division 1 (+)	MIN 3240.03		MIN2 3564.00		MAX 5274.07		PAY GRADE..G06			
007385	Chief, Pros Division 3 (+)	MIN 3740.26		MIN2 4114.28		MAX 6174.28		PAY GRADE..G08			
007386	PROS Chief, HR & Perf Excell(+)	MIN 4013.69		MIN2 4415.05		MAX 6671.50		PAY GRADE..G09			
007387	Cf Pros Division 2(+)	MIN 3478.47		MIN2 3826.34		MAX 5704.02		PAY GRADE..G07			
007388	Cf Pros Design&Development Div (+)	MIN 3740.26		MIN2 4114.28		MAX 6174.28		PAY GRADE..G08			
007389	Ast Cf, Strategic Bus Plan Div(+)	MIN 2838.32		MIN2 3320.85		MAX 4884.34		PAY GRADE..G05			
007390	Pros Thera Rec Inclu Mgr(+)	MIN 2838.32		MIN2 3320.85		MAX 4884.34		PAY GRADE..G05			
007391	Pros Capital Programs Dir(+)	MIN 4013.69		MIN2 4415.05		MAX 6671.50		PAY GRADE..G09			
007392	Dir Pros Fund Dev&Interg Aff(+)	MIN 3740.26		MIN2 4114.28		MAX 6174.28		PAY GRADE..G08			
007393	Ast Dr,Parks,Rec & Open Spaces(+)	MIN 4659.31		MIN2 5125.22		MAX 7853.89		PAY GRADE..G11			

MIAMI DADE COUNTY
FY 2023-2024 PAY PLAN EFFECTIVE 2023-10-02

JOB CODE NUMBER	JOB TITLE		01	02	03	04	05	06	07	08	09	10
			11	12	13	14	15	16	17	18	19	20
007394	Pros Operations Coordinator(+)	6	2607.28 4148.37	2727.06 4342.93	2861.61 4552.42	3003.78 4765.58	3149.65 4990.07	3302.96 5229.47	3463.86 5476.28	3624.77 5738.16	3792.98 6011.21	3968.85 6302.97
007395	Pros Chief Of Operations(+)		MIN 4013.69		MIN2 4415.05		MAX 6671.50		PAY GRADE..G09			
007396	PROS Risk Mgmt & Safety Supv(+)		MIN 2477.44		MIN2 2898.63		MAX 4199.05		PAY GRADE..G03			
007397	Pros Chief Of Perf Excellence(+)		MIN 4013.69		MIN2 4415.05		MAX 6671.50		PAY GRADE..G09			
007398	Deputy Director, Pros (+)		MIN 5020.00		MIN2 5522.02		MAX 13640.25		PAY GRADE..E02			
007399	Dir,Parks,Rec & Open Spaces(+)		MIN 5409.68		MIN2 5950.66		MAX 15309.84		PAY GRADE..E01			
007401	Zoo Miami Keeper 1	6	1345.26 1999.68	1394.77 2086.00	1440.41 2180.05	1505.21 2270.21	1566.10 2372.17	1626.98 2478.10	1695.58 2591.82	1764.03 2709.39	1840.08 2830.91	1917.31 2960.30
007402	Zoo Miami Keeper 2	6	1493.93 2270.22	1556.65 2372.18	1619.37 2488.63	1689.99 2591.83	1760.52 2709.40	1838.86 2830.92	1917.31 2960.31	1999.69 3097.56	2086.00 3238.70	2180.06 3383.75
007403	Zoo Commissary Keeper	6	1318.40 2005.72	1370.31 2100.83	1430.79 2187.26	1487.05 2286.68	1551.89 2399.14	1616.61 2502.81	1685.88 2619.58	1767.94 2740.58	1841.52 2865.93	1923.54 2995.61
007404	Zoo Registrar & Records Coord(+)	6	1852.37 2976.93	1941.86 3124.82	2031.32 3276.57	2132.50 3436.07	2241.43 3603.46	2350.40 3770.83	2459.42 3945.82	2580.02 4128.79	2712.35 4315.55	2836.95 4517.96

MIAMI DADE COUNTY
 FY 2023-2024 PAY PLAN EFFECTIVE 2023-10-02

JOB CODE NUMBER	JOB TITLE		←-----									
			01	02	03	04	05	06	07	08	09	10
			11	12	13	14	15	16	17	18	19	20
007405	Zoological Supervisor 1 (+)	6	1852.37 2976.93	1941.86 3124.82	2031.32 3276.57	2132.50 3436.07	2241.43 3603.46	2350.40 3770.83	2459.42 3945.82	2580.02 4128.79	2712.35 4315.55	2836.95 4517.96
007406	Asst Zoo Registrar & Rcrds Crd	6	1455.50 2199.26	1516.41 2293.40	1577.29 2395.37	1641.95 2505.18	1710.47 2618.80	1782.83 2736.39	1855.15 2857.97	1932.81 2987.38	2015.11 3128.48	2101.34 3261.70
007408	Zoological Supervisor 2 (+)	6	2241.43 3603.46	2350.40 3770.83	2459.42 3945.82	2580.02 4128.79	2712.35 4315.55	2836.95 4517.96	2976.93 4735.89	3124.82 4957.63	3276.57 5191.18	3436.07 5440.22
007410	Curator Of Birds(+)	6	1941.86 3124.82	2031.32 3276.57	2132.50 3436.07	2241.43 3603.46	2350.40 3770.83	2459.42 3945.82	2580.02 4128.79	2712.35 4315.55	2836.95 4517.96	2976.93 4735.89
007411	Curator Of Ectotherms(+)	6	1941.86 3124.82	2031.32 3276.57	2132.50 3436.07	2241.43 3603.46	2350.40 3770.83	2459.42 3945.82	2580.02 4128.79	2712.35 4315.55	2836.95 4517.96	2976.93 4735.89
007417	Zoo Miami Keeper Aide	3	1318.40 2007.92	1374.05 2095.29	1429.63 2196.89	1489.61 2293.87	1553.96 2404.12	1618.20 2514.44	1690.90 2629.13	1763.77 2752.70	1836.62 2880.64	1922.31 2090.31
007418	Zoo Exhibits Technician	6	1853.20 2976.93	1941.86 3124.82	2031.32 3276.57	2132.50 3436.07	2241.43 3603.46	2350.40 3770.83	2459.42 3945.82	2580.02 4128.79	2712.35 4315.55	2836.95 4517.96
007419	Zoo Hospital Technician	6	1493.93 2270.22	1556.65 2372.18	1619.37 2488.63	1689.99 2591.83	1760.52 2709.40	1838.86 2830.92	1917.31 2960.31	1999.69 3097.56	2086.00 3238.70	2180.06 3383.75
007420	Aquatic Life Support Tech	3	1420.23 2237.65	1485.23 2340.12	1546.49 2458.29	1623.02 2576.41	1695.61 2702.51	1772.06 2832.55	1860.14 2970.42	1942.19 3116.20	2036.74 3269.81	2135.23 3427.40
007432	Zoo Graphics&Exhibitry Mgr(+)	6	2459.42 3945.82	2580.02 4128.79	2712.35 4315.55	2836.95 4517.96	2976.93 4735.89	3124.82 4957.63	3276.57 5191.18	3436.07 5440.22	3603.46 5696.98	3770.83 5969.42

MIAMI DADE COUNTY
 FY 2023-2024 PAY PLAN EFFECTIVE 2023-10-02

JOB CODE NUMBER	JOB TITLE		01	02	03	04	05	06	07	08	09	10
			11	12	13	14	15	16	17	18	19	20
007433	Interpretive Programs Manager(+)	6	2241.43 3603.46	2350.40 3770.83	2459.42 3945.82	2580.02 4128.79	2712.35 4315.55	2836.95 4517.96	2976.93 4735.89	3124.82 4957.63	3276.57 5191.18	3436.07 5440.22
007434	Interpretive Programs Sup(+)	6	1852.37 2976.93	1941.86 3124.82	2031.32 3276.57	2132.50 3436.07	2241.43 3603.46	2350.40 3770.83	2459.42 3945.82	2580.02 4128.79	2712.35 4315.55	2836.95 4517.96
007436	Zoo Transportation Supervisor	6	1318.40 2005.72	1370.31 2100.83	1430.79 2187.26	1487.05 2286.68	1551.89 2399.14	1616.61 2502.81	1685.88 2619.58	1767.94 2740.58	1841.52 2865.93	1923.54 2995.61
007437	Zoo Transportation Manager(+)	6	1770.65 2836.95	1852.37 2976.93	1941.86 3124.82	2031.32 3276.57	2132.50 3436.07	2241.43 3603.46	2350.40 3770.83	2459.42 3945.82	2580.02 4128.79	2712.35 4315.55
007438	Zoo Rentals Operations Manager(+)	6	1770.65 2836.95	1852.37 2976.93	1941.86 3124.82	2031.32 3276.57	2132.50 3436.07	2241.43 3603.46	2350.40 3770.83	2459.42 3945.82	2580.02 4128.79	2712.35 4315.55
007440	Zoo Transportation Guide	6	1236.00 1880.37	1284.67 1969.52	1341.37 2050.55	1394.10 2143.76	1454.90 2249.19	1515.57 2346.38	1580.52 2455.86	1657.45 2569.29	1726.42 2686.82	1803.31 2808.39
007445	Zoo Monorail Maint Sup	3	2036.74 3269.81	2135.23 3427.40	2237.65 3592.88	2340.12 3758.38	2458.29 3931.55	2576.41 4116.78	2702.51 4309.82	2832.55 4506.83	2970.42 4723.50	3116.20 4944.14
007447	Guest Support Specialist	3	1236.00 1882.43	1288.18 1964.33	1340.69 2059.58	1396.50 2150.50	1456.84 2253.87	1517.07 2357.29	1585.21 2464.80	1653.54 2580.65	1721.83 2700.60	1802.16 2828.74
007449	Guest Support Sup	6	1455.33 2253.11	1517.69 2358.24	1591.57 2467.17	1657.80 2580.02	1731.64 2696.76	1805.62 2825.11	1891.23 2961.41	1969.04 3097.58	2058.55 3241.50	2159.79 3393.37

MIAMI DADE COUNTY
 FY 2023-2024 PAY PLAN EFFECTIVE 2023-10-02

JOB CODE NUMBER	JOB TITLE		01	02	03	04	05	06	07	08	09	10
			11	12	13	14	15	16	17	18	19	20
007453	Zoo Group Sales&Events Mgr(+)	6	2241.43 3603.46	2350.40 3770.83	2459.42 3945.82	2580.02 4128.79	2712.35 4315.55	2836.95 4517.96	2976.93 4735.89	3124.82 4957.63	3276.57 5191.18	3436.07 5440.22
007455	Zoo Rental Operations Sup	6	1318.40 2005.72	1370.31 2100.83	1430.79 2187.26	1487.05 2286.68	1551.89 2399.14	1616.61 2502.81	1685.88 2619.58	1767.94 2740.58	1841.52 2865.93	1923.54 2995.61
007459	Zoo Animal Beh & Enrich Spc	6	1852.37 2976.93	1941.86 3124.82	2031.32 3276.57	2132.50 3436.07	2241.43 3603.46	2350.40 3770.83	2459.42 3945.82	2580.02 4128.79	2712.35 4315.55	2836.95 4517.96
007460	Zoo Animal Behavior&Enrich Sup(+)	6	2241.43 3603.46	2350.40 3770.83	2459.42 3945.82	2580.02 4128.79	2712.35 4315.55	2836.95 4517.96	2976.93 4735.89	3124.82 4957.63	3276.57 5191.18	3436.07 5440.22
007461	Zoo Exhibits Manager(+)	6	2241.43 3603.46	2350.40 3770.83	2459.42 3945.82	2580.02 4128.79	2712.35 4315.55	2835.69 4517.96	2976.93 4735.89	3124.82 4957.63	3276.57 5191.18	3436.07 5440.22
007463	Zoo Operations Specialist 1(+)	6	1424.37 2281.95	1499.91 2387.77	1564.13 2504.87	1639.69 2633.36	1719.08 2754.33	1798.41 2890.22	1885.30 3033.81	1972.16 3181.14	2070.39 3335.98	2176.16 3498.50
007464	Zoo Operations Specialist 2(+)	6	2154.62 3463.86	2259.36 3624.77	2364.13 3792.98	2480.06 3968.85	2607.28 4148.37	2727.06 4342.93	2861.61 4552.42	3003.78 4765.58	3149.65 4990.07	3302.96 5229.47
007466	Zoo Operations Manager (+)	6	2797.79 4451.74	2934.19 4665.82	3078.03 4883.69	3229.85 5109.41	3385.55 5350.69	3549.00 5607.55	3712.46 5868.20	3883.57 6144.54	4066.54 6437.03	4257.18 6758.91
007469	Zoo Nutritionist(+)	6	2197.05 3532.09	2303.86 3696.18	2410.72 3867.69	2528.93 4047.05	2658.64 4230.10	2780.77 4428.50	2917.97 4642.11	3062.96 4859.46	3211.68 5088.39	3368.02 5332.50
007470	Zoo Hospital Clerk	6	1303.40 1933.02	1356.65 2015.32	1406.17 2101.73	1455.65 2199.65	1516.57 2293.71	1577.50 2395.73	1642.23 2505.51	1710.75 2619.14	1783.11 2736.84	1855.41 2858.29

MIAMI DADE COUNTY
 FY 2023-2024 PAY PLAN EFFECTIVE 2023-10-02

JOB CODE NUMBER	JOB TITLE	←----->									
		01	02	03	04	05	06	07	08	09	10
		11	12	13	14	15	16	17	18	19	20
007471	Associate Zoo Veterinarian(+)	MIN 3740.26		MIN2 4114.28		MAX 6174.28		PAY GRADE..G08			
007472	Zoo Staff Veterinarian (+)	MIN 4013.69		MIN2 4415.05		MAX 6671.50		PAY GRADE..G09			
007473	Zoo Admissions Supervisor(+)	6 1400.85	1467.11	1544.91	1611.06	1688.89	1770.65	1852.37	1941.86	2031.32	2132.50
		2241.43	2350.40	2459.42	2580.02	2712.35	2836.95	2976.93	3124.82	3276.57	3436.07
007474	Zoo Group Sales & Events Sup(+)	6 1400.85	1467.11	1544.91	1611.06	1688.89	1770.65	1852.37	1941.86	2031.32	2132.50
		2241.43	2350.40	2459.42	2580.02	2712.35	2836.95	2976.93	3124.82	3276.57	3436.07
007475	Zoo Animal Science Manager(+)	MIN 2652.39		MIN2 3103.32		MAX 4528.27		PAY GRADE..G04			
007476	Zoo Admissions Manager (+)	6 1770.65	1852.37	1941.86	2031.32	2132.50	2241.43	2350.40	2459.42	2580.02	2712.35
		2836.95	2976.93	3124.82	3276.57	3436.07	3603.46	3770.83	3945.82	4128.79	4315.55
007479	Zoo Conservation&Research Spec(+)	6 1860.08	1953.46	2042.97	2144.16	2253.11	2362.11	2474.92	2595.56	2724.03	2852.36
		2992.50	3140.40	3292.13	3451.69	3619.03	3786.32	3965.29	4148.23	4338.89	4541.28
007480	Mgr,Zoo Commun & Media Relatio(+)	MIN 2866.70		MIN2 3354.06		MAX 4933.18		PAY GRADE..G05			
007488	Zoo Conservation & Vet Svc Mgr(+)	MIN 3740.26		MIN2 4114.28		MAX 6174.28		PAY GRADE..G08			
007492	Zoo Superintendent(+)	MIN 4659.31		MIN2 5125.22		MAX 7853.89		PAY GRADE..G11			

MIAMI DADE COUNTY
FY 2023-2024 PAY PLAN EFFECTIVE 2023-10-02

JOB CODE NUMBER	JOB TITLE		01	02	03	04	05	06	07	08	09	10
			11	12	13	14	15	16	17	18	19	20
007501	Marina Manager 1(+)	6	1362.05 2171.35	1420.38 2272.59	1494.29 2385.44	1568.18 2498.37	1638.36 2615.08	1716.13 2735.61	1797.82 2864.09	1887.32 2996.33	1976.76 3136.53	2066.30 3280.51
007502	Marina Manager 2(+)	6	1603.22 2560.54	1677.22 2681.10	1758.89 2813.43	1844.52 2953.54	1934.07 3097.58	2019.62 3245.45	2120.82 3405.02	2222.01 3572.31	2330.94 3739.61	2443.84 3910.92
007503	Marina Manager 3(+)	6	2031.32 3276.57	2132.50 3436.07	2241.43 3603.46	2350.40 3770.83	2459.42 3945.82	2580.02 4128.79	2803.53 4315.55	2836.95 4517.96	2976.93 4735.89	3124.82 4957.63
007505	Golf Marketing Coordinator(+)	6	2241.43 3603.46	2350.40 3770.83	2459.42 3945.82	2580.02 4128.79	2712.35 4315.55	2836.95 4517.96	2976.93 4735.89	3124.82 4957.63	3276.57 5191.18	3436.07 5672.08
007506	Golf Irrigation Manager (+)	6	1844.52 2953.54	1934.07 3097.58	2019.62 3245.45	2120.82 3405.02	2222.01 3572.31	2330.94 3739.61	2443.84 3910.92	2560.54 4089.85	2681.10 4284.38	2813.43 4491.73
007507	Golf Course Laborer	3	1236.00 1882.43	1288.18 1964.33	1340.28 2059.58	1396.50 2150.50	1456.84 2253.87	1517.07 2357.29	1585.21 2464.80	1653.54 2580.65	1721.83 2700.60	1802.16 2828.74
007510	Golf Superintendent 1	6	1603.22 2560.54	1677.22 2681.10	1758.89 2813.43	1844.52 2953.54	1934.07 3097.58	2019.62 3245.45	2120.82 3405.02	2222.01 3572.31	2330.94 3739.61	2443.84 3910.92
007511	Golf Superintendent 2(+)	6	1844.52 2953.54	1934.07 3097.58	2019.62 3245.45	2120.82 3405.02	2222.01 3572.31	2330.94 3739.61	2443.84 3910.92	2560.54 4089.85	2681.10 4284.38	2813.43 4491.73
007512	Golf Superintendent 3(+)	6	2031.32 3276.57	2132.50 3436.07	2241.43 3603.46	2350.40 3770.83	2459.42 3945.82	2580.02 4128.79	2712.35 4315.55	2836.95 4517.96	2976.93 4735.89	3124.82 4957.63
007513	Golf Superintendent 4(+)	6	2459.42 3945.82	2580.02 4128.79	2712.35 4315.55	2836.95 4517.96	2976.93 4735.89	3124.82 4957.63	3276.57 4853.52	3436.07 5440.22	3603.46 5696.98	3770.83 5971.67

MIAMI DADE COUNTY
FY 2023-2024 PAY PLAN EFFECTIVE 2023-10-02

JOB CODE NUMBER	JOB TITLE			01	02	03	04	05	06	07	08	09	10
				11	12	13	14	15	16	17	18	19	20
007514	Golf Clubhouse Manager (+)	6		1603.22 2560.54	1677.22 2681.10	1758.89 2813.43	1844.52 2953.54	1934.07 3097.58	2019.62 3245.45	2120.82 3405.02	2222.01 3572.31	2330.94 3739.61	2443.84 3910.92
007515	Golf Clubhouse Manager 2 (+)	6		1844.52 2953.54	1934.07 3097.58	2019.62 3245.45	2120.82 3405.02	2222.01 3572.31	2330.94 3739.61	2443.84 3910.92	2560.54 4089.85	2681.10 4284.38	2813.43 4491.73
007516	Golf Clubhouse Manager 3 (+)	6		2031.32 3276.57	2132.50 3436.07	2241.43 3603.46	2350.40 3770.83	2459.42 3945.82	2580.02 4128.79	2712.35 4315.55	2836.95 4517.96	2976.93 4735.89	3124.82 4957.63
007517	Golf Clubhouse Manager 4 (+)	6		2459.42 3945.82	2580.02 4128.79	2712.35 4315.55	2836.95 4517.96	2976.93 4735.89	3124.82 4957.63	3276.57 5191.18	3436.07 5440.22	3603.46 5696.98	3770.83 5969.42
007523	Interpretive Prog Attendant	6		1493.93 2270.22	1556.65 2372.18	1619.37 2488.63	1689.99 2591.83	1760.52 2709.40	1838.86 2830.92	1917.31 2960.31	1999.69 3097.56	2086.00 3238.70	2180.06 3383.75
007524	Interpretive Program Leader	6		1688.89 2712.35	1770.65 2836.95	1852.37 2976.93	1941.86 3124.82	2031.32 3276.57	2132.50 3436.07	2241.43 3603.46	2350.40 3770.83	2459.42 3945.82	2580.02 4128.79
007526	Guest Services Representative	6		1236.00 1880.37	1284.67 1969.52	1341.37 2050.55	1394.10 2143.76	1454.90 2249.19	1515.57 2346.38	1580.52 2455.86	1657.45 2569.29	1726.42 2686.82	1803.31 2808.39
007527	Group Sales Specialist	6		1318.40 2005.72	1370.31 2100.83	1430.79 2187.26	1487.05 2286.68	1551.89 2399.14	1616.61 2502.81	1685.88 2619.58	1767.94 2740.58	1841.52 2865.93	1923.54 2995.61
007528	Guest Services Manager (+)	6		2241.43 3603.46	2350.40 3770.83	2459.42 3945.82	2580.02 4128.79	2712.35 4315.55	2836.95 4517.96	2976.93 4735.89	3124.82 4957.63	3276.57 5191.18	3436.07 5440.22

MIAMI DADE COUNTY
 FY 2023-2024 PAY PLAN EFFECTIVE 2023-10-02

JOB CODE NUMBER	JOB TITLE		←-----									
			01	02	03	04	05	06	07	08	09	10
			11	12	13	14	15	16	17	18	19	20
007529	Pros Facility Maint Attendant	3	1373.90 2066.97	1426.60 2156.12	1475.29 2253.32	1544.12 2346.63	1609.01 2452.02	1673.83 2561.32	1746.70 2678.88	1819.68 2800.50	1900.76 2926.17	1981.82 3049.06
007530	Landscape Attendant	3	1236.00 1882.43	1288.18 1964.33	1340.69 2059.58	1396.50 2150.50	1456.84 2253.87	1517.07 2357.29	1585.21 2464.80	1653.54 2580.65	1721.83 2700.60	1802.16 2828.74
007531	Pros Natural Areas Attendant	3	1236.00 1882.43	1288.18 1964.33	1340.69 2059.58	1396.50 2150.50	1456.84 2253.87	1517.07 2357.29	1585.21 2464.80	1653.54 2580.65	1721.83 2700.60	1802.16 2828.74
007532	Landscape Tech Supervisor 1	3	1588.75 2545.38	1673.83 2663.35	1746.70 2798.54	1828.98 2937.27	1917.38 3072.18	2005.96 3223.82	2097.19 3383.96	2199.78 3548.31	2309.39 3719.38	2427.40 3898.64
007533	Landscape Tech Supervisor 2	3	1746.70 2794.04	1828.98 2937.27	1917.38 3072.18	2005.96 3223.82	2102.82 3383.96	2199.78 3548.31	2309.39 3719.38	2427.40 3898.64	2545.38 4074.08	2663.35 4257.41
007534	Landscape Tech Supervisor 3	3	1917.38 3072.18	2005.96 3223.82	2102.82 3383.96	2199.78 3548.31	2309.39 3719.38	2427.40 3898.64	2545.38 4074.08	2663.35 4257.41	2794.04 4449.00	2937.27 4649.20
007535	Sports Turf Manager(+)	6	2633.36 4189.84	2754.33 4386.37	2890.22 4597.95	3033.81 4813.24	3181.14 5039.98	3335.98 5281.77	3498.50 5531.05	3661.02 5795.55	3830.90 6071.28	4008.53 6366.01
007536	Pros Special Tax Supervisor(+)	6	2241.43 3603.46	2350.40 3770.83	2459.42 3945.82	2580.02 4128.79	2712.35 4315.55	2836.95 4517.96	2976.93 4735.89	3124.82 4957.63	3276.57 5191.18	3436.07 5440.22
007537	Sports Turf Supervisor 1	3	1729.41 2766.37	1810.87 2908.19	1898.39 3041.77	1986.10 3191.90	2082.00 3350.46	2178.00 3513.18	2286.54 3682.55	2403.37 3860.04	2520.17 4033.75	2636.99 4215.26
007538	Sports Turf Supervisor 2	3	1898.39 3041.77	1986.10 3191.90	2082.00 3350.46	2178.00 3513.18	2286.54 3682.55	2403.37 3860.04	2520.17 4033.75	2636.99 4215.26	2766.37 4404.95	2908.19 4603.17

MIAMI DADE COUNTY
 FY 2023-2024 PAY PLAN EFFECTIVE 2023-10-02

JOB CODE NUMBER	JOB TITLE			01	02	03	04	05	06	07	08	09	10
				11	12	13	14	15	16	17	18	19	20
007539	Sports Turf Supervisor	3	3	2082.00 3350.46	2178.00 3513.18	2286.54 3682.55	2403.37 3860.04	2520.17 4033.75	2636.99 4215.26	2766.37 4404.95	2908.19 4603.17	3041.77 4810.33	3191.90 5026.78
007540	Sports Turf Sprayer	3		1410.17 2181.67	1468.48 2281.78	1534.44 2385.86	1600.57 2497.99	1666.67 2614.09	1744.44 2738.13	1822.13 2870.22	1901.42 2998.36	1993.62 3142.49	2081.61 3294.53
007804	Film & Entertain Permit Coor(+)	6		2241.43 3603.46	2350.40 3770.83	2459.42 3945.82	2580.02 4128.79	2712.35 4315.55	2836.95 4517.96	2976.93 4735.89	3124.82 4957.63	3276.57 5191.18	3436.07 5440.22
008001	Bus General Helper	8		1358.78 1915.80	1446.12 1956.18	1529.34 2001.50	1615.04 2047.64	1699.09 2098.73	1733.70 2145.70	1774.07 2194.31	1812.80 2247.05	1845.76 2298.96	1878.72 2355.82
008002	Bus Hostler	8		1415.63 2001.50	1505.45 2047.64	1596.09 2098.73	1680.96 2145.70	1774.07 2194.31	1812.80 2247.05	1845.76 2298.96	1878.72 2355.82	1915.80 2415.97	1956.18 2480.24
008006	Bus Maint Tech	8		1966.89 2968.05	2089.66 3054.57	2216.56 3134.50	2339.34 3217.72	2460.46 3301.77	2542.86 3381.70	2626.09 3470.69	2711.78 3549.79	2800.78 3628.90	2884.82 3712.12
008010	Bus Body Tech	8		1966.89 2968.05	2089.66 3054.57	2216.56 3134.50	2339.34 3217.72	2460.46 3301.77	2542.86 3381.70	2626.09 3470.69	2711.78 3549.79	2800.78 3628.90	2884.82 3712.12
008021	Dtpw Facilities Equip Tech	8		1966.89 2968.05	2089.66 3054.57	2216.56 3134.50	2339.34 3217.72	2460.46 3301.77	2542.86 3381.70	2626.09 3470.69	2711.78 3549.79	2800.78 3628.90	2884.82 3712.12
008022	Dtpw Welder	8		1915.80 2389.60	1959.47 2448.93	1994.90 2502.49	2043.52 2565.11	2083.07 2625.26	2134.98 2687.06	2182.78 2750.51	2228.10 2818.90	2280.83 2885.65	2339.34 2954.04

MIAMI DADE COUNTY
 FY 2023-2024 PAY PLAN EFFECTIVE 2023-10-02

JOB CODE NUMBER	JOB TITLE		01	02	03	04	05	06	07	08	09	10
			11	12	13	14	15	16	17	18	19	20
008031	Bus Maint Control Clerk	8	1546.65 2216.56	1643.88 2270.12	1736.17 2320.38	1830.93 2387.95	1933.10 2448.93	1973.48 2504.96	2020.45 2572.53	2063.30 2637.62	2109.44 2718.38	2157.23 2799.95
008032	Dtpw Fac Maint Control Clk	8	1546.65 2216.56	1643.88 2270.12	1736.17 2320.38	1830.93 2387.95	1933.10 2448.93	1973.48 2504.96	2020.45 2572.53	2063.30 2637.62	2109.44 2718.38	2157.23 2799.95
008033	Dtpw Facilities Repairer	8	1358.78 1915.80	1446.12 1956.18	1529.34 2001.50	1615.04 2047.64	1699.09 2098.73	1733.70 2145.70	1774.07 2194.31	1812.80 2247.05	1845.76 2298.96	1878.72 2355.82
008035	Bus Stock Clerk	8	1484.02 2109.44	1573.84 2157.23	1666.95 2216.56	1760.06 2270.12	1854.82 2320.38	1889.43 2387.95	1933.10 2448.93	1973.48 2504.96	2020.45 2572.53	2063.30 2637.62
008042	Dtpw Rev Collector	6	1357.95 1946.29	1404.10 2021.27	1452.71 2102.85	1501.33 2182.78	1562.30 2273.42	1615.86 2364.06	1670.25 2458.82	1732.87 2561.82	1799.62 2670.58	1868.01 2781.82
008050	Bus Operator		MIN 1385.14		MIN2 1873.78		MAX 2242.10		PAY GRADE..G43			
008052	Dtpw Electronic Tech/Lab	8	1966.89 2968.05	2089.66 3054.57	2216.56 3134.50	2339.34 3217.72	2460.46 3301.77	2542.86 3381.70	2626.09 3470.69	2711.78 3549.79	2800.78 3628.90	2884.82 3712.12
008054	Guideway Inspection Spec	8	1516.16 2157.23	1608.45 2216.56	1704.86 2270.12	1795.50 2320.38	1889.43 2387.95	1933.10 2448.93	1973.48 2504.96	2020.45 2572.53	2063.30 2637.62	2109.44 2711.78
008055	Dtpw Rail Veh Tech/Trk&Guidewy	8	1966.89 2968.05	2089.66 3054.57	2216.56 3134.50	2339.34 3217.72	2460.46 3301.77	2542.86 3381.70	2626.09 3470.69	2711.78 3549.79	2800.78 3628.90	2884.82 3712.12
008056	Rail Vehicle Machinist	8	1966.89 2968.05	2089.66 3054.57	2216.56 3134.50	2339.34 3217.72	2460.46 3301.77	2542.86 3381.70	2626.09 3470.69	2711.78 3549.79	2800.78 3628.90	2884.82 3712.12

MIAMI DADE COUNTY
 FY 2023-2024 PAY PLAN EFFECTIVE 2023-10-02

JOB CODE NUMBER	JOB TITLE		01	02	03	04	05	06	07	08	09	10
			11	12	13	14	15	16	17	18	19	20
008060	Rail Technician/Train Control	8	1966.89 2968.05	2089.66 3054.57	2216.56 3134.50	2339.34 3217.72	2460.46 3301.77	2542.86 3381.70	2626.09 3470.69	2711.78 3549.79	2800.78 3628.90	2884.82 3712.12
008061	Rail Technician/Traction Power	8	1966.89 2968.05	2089.66 3054.57	2216.56 3134.50	2339.34 3217.72	2460.46 3301.77	2542.86 3381.70	2626.09 3470.69	2711.78 3549.79	2800.78 3628.90	2884.82 3712.12
008063	Rail Maintenance Worker	8	1358.78 1915.80	1446.12 1956.18	1529.34 2001.50	1615.04 2047.64	1699.09 2098.73	1733.70 2145.70	1774.07 2194.31	1812.80 2247.05	1845.76 2298.96	1878.72 2355.82
008064	Track Repairer	8	1415.63 2001.50	1505.45 2047.64	1596.09 2098.73	1680.96 2145.70	1774.07 2194.31	1812.80 2247.05	1845.76 2298.96	1878.72 2355.82	1915.80 2415.97	1956.18 2480.24
008065	Rail Structural Repairer	8	1516.16 2157.23	1608.45 2216.56	1704.86 2270.12	1795.50 2320.38	1889.43 2387.95	1933.10 2448.93	1973.48 2504.96	2020.45 2572.53	2063.30 2637.62	2109.44 2711.78
008066	Track Equipment Operator	8	1516.16 2157.23	1608.45 2216.56	1704.86 2270.12	1795.50 2320.38	1889.43 2387.95	1933.10 2448.93	1973.48 2504.96	2020.45 2572.53	2063.30 2637.62	2109.44 2711.78
008068	Rail Vehicle Electronic Tech	8	1966.89 2968.05	2089.66 3054.57	2216.56 3134.50	2339.34 3217.72	2460.46 3301.77	2542.86 3381.70	2626.09 3470.69	2711.78 3549.79	2800.78 3628.90	2884.82 3712.12
008069	Rail Vehicle Cleaner	8	1358.78 1915.80	1446.12 1956.18	1529.34 2001.50	1615.04 2047.64	1699.09 2098.73	1733.70 2145.70	1774.07 2194.31	1812.80 2247.05	1845.76 2298.96	1878.72 2355.82
008071	Rail Vehicle Mechanic	8	1966.89 2968.05	2089.66 3054.57	2216.56 3134.50	2339.34 3217.72	2460.46 3301.77	2542.86 3381.70	2626.09 3470.69	2711.78 3549.79	2800.78 3628.90	2884.82 3712.12
008073	Train Operator		MIN 1498.03		MIN2 1873.78		MAX 2242.10		PAY GRADE...G46			

MIAMI DADE COUNTY
 FY 2023-2024 PAY PLAN EFFECTIVE 2023-10-02

JOB CODE NUMBER	JOB TITLE		01	02	03	04	05	06	07	08	09	10
			11	12	13	14	15	16	17	18	19	20
008074	Rail Stock Clerk	8	1484.02 2109.44	1573.84 2157.23	1666.95 2216.56	1760.06 2270.12	1854.82 2320.38	1889.43 2387.95	1933.10 2448.93	1973.48 2504.96	2020.45 2572.53	2063.30 2637.62
008076	Rail Maintenance Clerk	8	1484.02 2109.44	1573.84 2157.23	1666.95 2216.56	1760.06 2270.12	1854.82 2320.38	1889.43 2387.95	1933.10 2448.93	1973.48 2504.96	2020.45 2572.53	2063.30 2637.62
008077	Rail Maintenance Control Clerk	8	1546.65 2216.56	1643.88 2270.12	1736.17 2320.38	1830.93 2387.95	1933.10 2448.93	1973.48 2504.96	2020.45 2572.53	2063.30 2637.62	2109.44 2718.38	2157.23 2799.95
008082	Metromover Technician	8	1966.89 2968.05	2089.66 3054.57	2216.56 3134.50	2339.34 3217.72	2460.46 3301.77	2542.86 3381.70	2626.09 3470.69	2711.78 3549.79	2800.78 3628.90	2884.82 3712.12
008083	Dtpw Electronic Tech	8	1690.85 2590.66	1760.06 2708.49	1835.87 2830.44	1918.27 2961.46	1999.02 3094.12	2083.90 3238.32	2182.78 3383.34	2272.59 3535.78	2373.94 3697.29	2478.59 3865.38
008084	Dtpw Electronic Tech/Radio	8	1966.89 2968.05	2089.66 3054.57	2216.56 3134.50	2339.34 3217.72	2460.46 3301.77	2542.86 3381.70	2626.09 3470.69	2711.78 3549.79	2800.78 3628.90	2884.82 3712.12
008085	Dtpw Electronic Tech/Sys	8	1966.89 2968.05	2089.66 3054.57	2216.56 3134.50	2339.34 3217.72	2460.46 3301.77	2542.86 3381.70	2626.09 3470.69	2711.78 3549.79	2800.78 3628.90	2884.82 3712.12
008089	Senior Dtpw Electronic Tech	8	2138.28 3428.66	2238.81 3590.99	2341.81 3757.44	2458.82 3933.78	2578.30 4116.70	2702.72 4309.52	2832.09 4506.46	2968.05 4727.29	3116.37 4946.47	3272.10 5178.84
008097	Rail Structural Insp Spec	8	1516.16 2157.23	1608.45 2216.56	1704.86 2270.12	1795.50 2320.38	1889.43 2387.95	1933.10 2448.93	1973.48 2504.96	2020.45 2572.53	2063.30 2637.62	2109.44 2711.78
008102	Dtpw Supervisor		MIN 1941.86		MIN2 2350.40		MAX 3440.42		PAY GRADE...G43			

MIAMI DADE COUNTY
FY 2023-2024 PAY PLAN EFFECTIVE 2023-10-02

JOB CODE NUMBER	JOB TITLE										
		01	02	03	04	05	06	07	08	09	10
		←-----									
		11	12	13	14	15	16	17	18	19	20
008106	Dtpw Ops/Maint Instructor	MIN 1995.90		MIN2 2444.04		MAX 3610.09		PAY GRADE..G44			
008107	Dtpw Ops/Maint Training Sup	6 2241.43 3603.46	2350.40 3770.83	2459.42 3945.82	2580.02 4128.79	2712.35 4315.55	2836.95 4517.97	2976.93 4735.89	3124.82 4957.63	3276.57 5191.18	3436.07 5440.22
008108	Dtpw Operation Supervisor	MIN 1941.86		MIN2 2350.40		MAX 3440.42		PAY GRADE..G43			
008110	Bus Traffic Control	6 2108.94 3437.71	2216.53 3611.65	2327.65 3791.04	2442.47 3977.48	2564.43 4178.31	2689.92 4386.44	2826.25 4603.32	2969.68 4833.51	3116.73 5075.23	3274.45 5328.93
008111	Maintenance Reliability Clerk	6 1455.33 2253.11	1517.69 2358.24	1591.57 2467.17	1657.80 2580.02	1731.64 2696.76	1805.62 2825.11	1891.23 2961.41	1969.04 3097.58	2058.55 3241.50	2159.79 3393.37
008113	Dtpw Operations Scheduler	6 1852.37 2976.93	1941.86 3124.82	2031.32 3276.57	2132.50 3436.07	2241.43 3603.46	2350.40 3770.83	2459.42 3945.82	2580.02 4128.79	2712.35 4315.55	2836.95 4517.96
008114	Sr Dtpw Operations Scheduler(+)	6 2241.43 3603.46	2350.40 3770.83	2459.42 3945.82	2580.02 4128.79	2712.35 4315.55	2836.95 4517.96	2976.93 4735.89	3124.82 4957.63	3276.57 5191.18	3436.07 5440.22
008116	Rail Station Monitor	MIN 1233.60		MIN2 1455.33		MAX 2444.04		PAY GRADE..G40			
008118	Dtpw Stock Control Officer	6 1455.33 2253.11	1517.69 2358.24	1591.57 2467.17	1657.80 2580.02	1731.64 2696.76	1805.62 2825.11	1891.23 2961.41	1969.04 3097.58	2058.55 3241.50	2159.79 3393.37
008120	Dtpw Purchasing & Stores Sup	6 1807.58 2969.68	1900.86 3116.73	2001.28 3274.45	2108.94 3437.71	2216.53 3611.65	2327.65 3791.04	2442.47 3977.48	2564.43 4178.31	2689.92 4386.44	2826.25 4603.32

MIAMI DADE COUNTY
 FY 2023-2024 PAY PLAN EFFECTIVE 2023-10-02

JOB CODE NUMBER	JOB TITLE		←-----										→
			01	02	03	04	05	06	07	08	09	10	
			11	12	13	14	15	16	17	18	19	20	
008122	Dtpw Elevator Contracts Sup(+)	6	2797.79 4451.74	2934.19 4665.82	3078.03 4883.69	3229.85 5109.41	3385.55 5350.69	3549.00 5607.55	3712.46 5868.20	3883.57 6144.54	4066.54 6437.03	4257.18 6758.91	
008127	Dtpw Mechanic Shop Sup	6	2108.94 3437.71	2216.53 3611.65	2327.65 3791.04	2442.47 3977.48	2564.43 4178.31	2689.92 4386.44	2826.25 4603.32	2969.68 4833.51	3116.73 5075.23	3274.45 5328.93	
008129	Dtpw Body Paint Shop Sup	6	2108.94 3437.71	2216.53 3611.65	2327.65 3791.04	2442.47 3977.48	2564.43 4178.31	2689.92 4386.44	2826.25 4603.32	2969.68 4833.51	3116.73 5075.23	3274.45 5328.93	
008132	Dtpw Maint Prod Coord(+)	6	2241.43 3603.46	2350.40 3770.83	2459.42 3945.82	2580.02 4128.79	2712.35 4315.55	2836.95 4517.96	2976.93 4735.89	3124.82 4957.63	3276.57 5191.18	3436.07 5440.22	
008133	Dtpw Yard Sup		MIN 1941.86		MIN2 2350.40		MAX 3440.42		PAY GRADE..G43				
008135	Dtpw Facilities Supervisor		MIN 1941.86		MIN2 2350.40		MAX 3440.42		PAY GRADE..G43				
008136	Dtpw Facilities Superintendent(+)	6	2350.40 3770.83	2459.42 3945.82	2580.02 4128.79	2712.35 4315.55	2836.95 4517.96	2976.93 4735.89	3124.82 4957.63	3276.57 5191.18	3436.07 5440.22	3603.46 5696.98	
008144	Dtpw Electronic Tech Sup	6	2428.21 3883.57	2544.98 4066.54	2669.51 4257.18	2797.89 4451.74	2934.19 4665.82	3078.03 4883.69	3229.85 5109.41	3385.55 5350.69	3549.00 5607.55	3712.46 5868.20	
008160	Rail Traffic Controller		MIN 2327.64		MIN2 2826.25		MAX 4176.36		PAY GRADE..G50				
008161	Cf Sup Rail Traffic Control(+)		MIN 3370.61		MIN2 3707.63		MAX 5486.60		PAY GRADE..G52				

MIAMI DADE COUNTY
 FY 2023-2024 PAY PLAN EFFECTIVE 2023-10-02

JOB CODE NUMBER	JOB TITLE		01	02	03	04	05	06	07	08	09	10
			11	12	13	14	15	16	17	18	19	20
008162	Cf Sup Rail Transportation(+)	6	2969.68 4833.51	3116.73 5075.23	3274.45 5328.93	3437.71 5595.37	3611.65 5875.14	3791.04 6168.89	3977.48 6477.35	4178.31 6768.85	4386.44 7073.43	4603.32 7391.72
008163	Rail Supervisor		MIN 2001.28		MIN2 2442.47		MAX 3609.59		PAY GRADE..G45			
008164	Rail Yard Master		MIN 2216.53		MIN2 2689.92		MAX 3980.59		PAY GRADE..G49			
008167	Rail Vehicle Cleaner Sup		MIN 1770.70		MIN2 1911.55		MAX 2360.46		PAY GRADE..G42			
008168	Rail Vehicle Maintenance Sup	3	2669.51 4257.18	2797.89 4451.74	2934.19 4665.82	3078.03 4883.69	3229.85 5109.41	3385.55 5350.69	3549.00 5607.55	3712.46 5868.20	3883.57 6144.54	4066.54 6437.03
008169	Cf Sup Rail Vehicle Repair(+)	6	2969.68 4833.51	3116.73 5075.23	3274.45 5328.93	3437.71 5595.37	3611.65 5875.14	3791.04 6168.89	3977.48 6477.35	4178.31 6768.85	4386.44 7073.43	4603.32 7391.72
008171	Traction Power Supervisor	3	2669.51 4257.18	2797.89 4451.74	2934.19 4665.82	3078.03 4883.69	3229.85 5109.41	3385.55 5350.69	3549.00 5607.55	3712.46 5868.20	3883.57 6144.54	4066.54 6437.03
008173	Train Control Supervisor	3	2665.41 4257.18	2797.89 4451.74	2934.19 4665.82	3078.03 4883.69	3229.85 5109.41	3385.55 5350.69	3549.00 5607.55	3712.46 5868.20	3883.57 6144.54	4066.54 6437.03
008175	Cf Sup Train Ctrl&Traction Pwr(+)	6	2969.68 4833.51	3116.73 5075.23	3274.45 5328.93	3437.71 5595.37	3611.65 5875.14	3791.04 6168.89	3977.48 6477.35	4178.31 6768.85	4386.44 7073.43	4603.32 7391.72
008176	Cf Sup Rail Shop Maintenance(+)	6	2969.68 4833.51	3116.73 5075.23	3274.45 5328.93	3437.71 5595.37	3611.65 5875.14	3791.04 6168.89	3977.48 6477.35	4178.31 6768.85	4386.44 7073.43	4603.32 7391.72

MIAMI DADE COUNTY
 FY 2023-2024 PAY PLAN EFFECTIVE 2023-10-02

JOB CODE NUMBER	JOB TITLE		←-----									
			01	02	03	04	05	06	07	08	09	10
			11	12	13	14	15	16	17	18	19	20
008179	Rail Structural Insp Sup	6	2277.67 3651.64	2378.88 3821.76	2500.56 4000.11	2626.19 4182.50	2747.85 4377.00	2885.65 4587.81	3027.49 4802.58	3173.35 5029.45	3327.35 5255.82	3489.42 5492.30
008180	Rail Structure/Track Sup	6	2277.67 3651.64	2378.88 3821.76	2500.56 4000.11	2626.19 4182.50	2747.85 4377.00	2885.65 4587.81	3027.49 4802.58	3173.35 5029.45	3327.35 5255.78	3489.42 5492.30
008181	Cf Sup Rail Structural Maint(+)	6	2969.68 4833.51	3116.73 5075.23	3274.45 5328.93	3437.71 5595.37	3611.65 5875.14	3791.04 6168.89	3977.48 6477.35	4178.31 6768.85	4386.44 7073.43	4603.32 7391.72
008182	Cf Sup Inspection & Repair(+)	6	2969.68 4833.51	3116.73 5075.23	3274.45 5328.93	3437.71 5595.37	3611.65 5875.14	3791.04 6168.89	3977.48 6477.35	4178.31 6768.85	4386.44 7073.43	4603.32 7391.72
008183	Track Shop Supervisor	6	2277.67 3651.64	2378.88 3821.76	2500.56 4000.11	2626.19 4182.50	2747.85 4377.00	2885.65 4587.81	3027.49 4802.58	3173.35 5029.45	3327.35 5255.79	3489.42 5492.31
008185	Cf Sup Rail Track Maint (+)	6	2969.68 4833.51	3116.73 5075.23	3274.45 5328.93	3437.71 5595.37	3611.65 5875.14	3791.04 6168.89	3977.48 6477.35	4178.31 6768.85	4386.44 7073.43	4603.32 7391.72
008188	Metromover Maint Supervisor	3	2669.51 4257.18	2797.89 4451.74	2934.19 4665.82	3078.03 4883.69	3229.85 5109.41	3385.55 5350.69	3549.00 5607.55	3712.46 5868.20	3883.57 6144.54	4066.54 6437.03
008189	Chief Supervisor Metromover(+)	6	2969.68 4833.51	3116.73 5075.23	3274.45 5328.93	3437.71 5595.37	3611.65 5875.14	3791.04 6168.89	3977.48 6477.35	4178.31 6768.85	4386.44 7073.43	4603.32 7391.72
008196	Cf Sup Guideway Inspection(+)	6	2969.68 4833.51	3116.73 5075.23	3274.45 5328.93	3437.71 5595.37	3611.65 5875.14	3791.04 6168.89	3977.48 6477.35	4178.31 6768.85	4386.44 7073.43	4603.32 7391.72
008201	Dtpw Currency Processor	8	1236.00 1880.37	1284.62 1969.36	1340.65 2050.11	1393.38 2143.22	1454.36 2248.70	1515.34 2345.93	1580.43 2455.52	1657.06 2569.23	1726.28 2686.24	1802.91 2808.19

MIAMI DADE COUNTY
 FY 2023-2024 PAY PLAN EFFECTIVE 2023-10-02

JOB CODE NUMBER	JOB TITLE		01	02	03	04	05	06	07	08	09	10
			11	12	13	14	15	16	17	18	19	20
008202	Dtpw Const&Facilities Monitor	8	1236.00 1880.37	1284.62 1969.36	1340.65 2050.11	1393.38 2143.22	1454.36 2248.70	1515.34 2345.93	1580.43 2455.52	1657.06 2569.23	1726.28 2686.24	1802.91 2808.19
008203	Dtpw Licensing Clerk	6	1318.40 2005.72	1370.31 2100.83	1430.79 2187.26	1487.05 2286.68	1551.89 2399.14	1616.61 2502.81	1685.88 2619.58	1767.94 2740.58	1841.52 2865.93	1923.54 2995.61
008207	Dtpw Safety Officer(+)	6	2132.50 3436.07	2241.43 3603.46	2350.40 3770.83	2459.42 3945.82	2580.02 4128.79	2712.35 4315.55	2836.95 4517.96	2976.93 4735.89	3124.82 4957.63	3276.57 5191.18
008210	Dtpw Prking Enforcemnt Spec	6	1318.40 2005.72	1370.31 2100.83	1430.79 2187.26	1487.05 2286.68	1551.89 2399.14	1616.61 2502.81	1685.88 2619.58	1767.94 2740.58	1841.52 2865.93	1923.54 2995.61
008215	Dtpw Revenue Processing Clerk	6	1318.40 2005.72	1370.31 2100.83	1430.79 2187.26	1487.05 2286.68	1551.89 2399.14	1616.61 2502.81	1685.88 2619.58	1767.94 2740.58	1841.52 2865.93	1923.54 2995.61
008216	Dtpw Revenue Processing Sup 1	6	1576.22 2403.49	1638.99 2513.28	1709.56 2623.09	1787.95 2741.16	1862.46 2864.46	1944.82 2993.41	2023.24 3128.10	2113.43 3268.88	2207.51 3415.97	2301.61 3569.71
008218	Dtpw Revenue Processing Sup 2	6	1852.37 2976.93	1941.86 3124.82	2031.32 3276.57	2132.50 3436.07	2241.43 3603.46	2350.40 3770.83	2459.42 3945.82	2580.02 4128.79	2712.35 4315.55	2836.95 4517.96
008220	Dtpw Rev Collections Sup 1	6	1576.22 2403.49	1638.99 2513.28	1709.56 2623.09	1787.95 2741.16	1862.46 2864.46	1944.82 2993.41	2023.24 3128.10	2113.43 3268.88	2207.51 3415.97	2301.61 3569.71
008222	Dtpw Rev Collections Sup 2	6	1852.37 2976.93	1941.86 3124.82	2031.32 3276.57	2132.50 3436.07	2241.43 3603.46	2350.40 3770.83	2459.42 3945.82	2580.02 4128.79	2712.35 4315.46	2836.95 4517.96

MIAMI DADE COUNTY
 FY 2023-2024 PAY PLAN EFFECTIVE 2023-10-02

JOB CODE NUMBER	JOB TITLE		01	02	03	04	05	06	07	08	09	10
			11	12	13	14	15	16	17	18	19	20
008229	Dtpw Inventory Control Spec	6	1618.94 2580.02	1694.50 2712.35	1773.90 2836.95	1853.20 2976.93	1941.86 3124.82	2031.32 3276.57	2132.50 3436.07	2241.43 3603.46	2350.40 3770.83	2459.42 3945.82
008232	Dtpw Contracts Compliance Ofc(+)	6	1852.37 2976.93	1941.86 3124.82	2031.32 3276.57	2132.50 3436.07	2241.43 3603.46	2350.40 3770.83	2459.42 3945.82	2580.02 4128.79	2712.35 4315.55	2836.95 4517.96
008241	Dtpw Quality Assurance Spec	6	1853.20 2976.93	1941.86 3124.82	2031.32 3276.57	2132.59 3436.07	2241.43 3603.46	2350.40 3770.83	2459.42 3945.82	2580.02 4128.79	2712.35 4315.55	2836.95 4517.96
008242	Mgr,Dtpw Joint Dev&Real Est Co(+)		MIN 2838.32		MIN2 3320.85		MAX 4884.34		PAY GRADE..G05			
008250	Mgr Dtpw Riow & Utility Sec(+)		MIN 2838.32		MIN2 3320.85		MAX 4884.34		PAY GRADE..G05			
008258	Mgr Dtpw Work Program (+)		MIN 3478.47		MIN2 3826.34		MAX 5704.02		PAY GRADE..G07			
008259	Dtpw Loss Prevention Coor(+)	6	2241.43 3603.46	2350.40 3770.83	2459.42 3945.82	2580.02 4128.79	2712.35 4315.55	2836.95 4517.96	2976.93 4735.89	3124.82 4957.63	3276.57 5191.18	3436.07 5440.22
008263	Dtpw Security Manager(+)	6	3003.78 4765.58	3149.65 4990.07	3302.96 5229.47	3463.86 5476.28	3624.77 5738.16	3792.98 6011.21	3968.85 6302.97	4148.37 6598.52	4342.93 6920.19	4552.42 7256.91
008264	Dtpw Security Program Sup(+)	6	2459.42 3945.82	2580.02 4128.79	2712.35 4315.55	2836.95 4517.96	2976.93 4735.89	3124.82 4957.63	3276.57 5191.18	3436.07 5440.22	3603.46 5696.98	3770.83 5969.42
008265	Dtpw Property Manager(+)	6	1688.89 2712.35	1770.65 2836.95	1852.37 2976.93	1941.86 3124.82	2031.32 3276.57	2132.50 3436.07	2241.43 3603.46	2350.40 3770.83	2459.42 3945.82	2580.02 4128.79

MIAMI DADE COUNTY
FY 2023-2024 PAY PLAN EFFECTIVE 2023-10-02

JOB CODE NUMBER	JOB TITLE		←-----									
			01	02	03	04	05	06	07	08	09	10
			11	12	13	14	15	16	17	18	19	20
008266	Dtpw Property Management Sup(+)	6	2241.43 3603.46	2350.40 3770.83	2459.42 3945.82	2580.02 4128.79	2712.35 4315.55	2836.95 4517.96	2976.93 4735.89	3124.82 4957.63	3276.57 5191.18	3436.07 5440.22
008270	Dtpw Planner 1(+)	6	1852.37 2976.93	1941.86 3124.82	2031.32 3276.57	2132.50 3436.07	2241.43 3603.46	2350.40 3770.83	2459.42 3945.82	2580.02 4128.79	2712.35 4315.55	2836.95 4517.96
008271	Dtpw Planner 2(+)	6	2241.43 3603.46	2350.40 3770.83	2459.42 3945.82	2580.02 4128.79	2712.35 4315.55	2836.95 4517.96	2976.93 4735.89	3124.82 4957.63	3276.57 5191.18	3436.07 5440.22
008273	Dtpw Planning Section Sup(+)	6	2976.93 4735.89	3124.82 4957.63	3276.57 5191.18	3436.07 5440.22	3603.46 5696.98	3770.83 5969.42	3945.82 6253.46	4128.79 6556.99	4315.55 6852.06	4517.96 7147.54
008274	Dtpw Easy Card Financial Mgr(+)	6	2633.36 4189.84	2754.33 4386.37	2890.22 4597.95	3033.81 4813.24	3181.14 5039.98	3335.98 5281.77	3498.50 5531.05	3661.02 5795.55	3830.90 6071.32	4008.53 6366.01
008276	Dtpw Field Tech 1	6	1236.00 1880.37	1284.67 1969.52	1341.37 2050.55	1394.10 2143.76	1454.90 2249.19	1515.57 2346.38	1580.52 2455.86	1657.45 2569.29	1726.42 2686.82	1803.31 2808.39
008277	Dtpw Quality Assurance Analyst(+)	6	1852.37 2976.93	1941.86 3124.82	2031.32 3276.57	2132.50 3436.07	2241.43 3603.46	2350.40 3770.83	2459.42 3945.82	2580.02 4128.79	2712.35 4315.55	2836.95 4517.96
008278	Dtpw Service Specialist 1	6	1455.33 2253.11	1517.69 2358.24	1591.57 2467.17	1657.80 2580.02	1731.64 2696.76	1805.62 2825.11	1891.23 2961.41	1969.04 3097.58	2058.55 3241.50	2159.79 3393.37
008279	Dtpw Service Specialist 2(+)	6	1852.36 2976.92	1941.86 3124.81	2031.31 3276.56	2132.49 3436.06	2241.43 3603.43	2350.39 3770.82	2459.41 3945.80	2580.01 4128.78	2712.33 4315.54	2836.94 4517.93
008280	Dtpw Service Center Sup 1(+)	6	1852.37 2976.93	1941.86 3124.82	2031.32 3276.57	2132.50 3436.07	2241.43 3603.46	2350.40 3770.83	2459.42 3945.82	2580.02 4128.79	2712.35 4315.55	2836.95 4517.96

MIAMI DADE COUNTY
 FY 2023-2024 PAY PLAN EFFECTIVE 2023-10-02

JOB CODE NUMBER	JOB TITLE		01	02	03	04	05	06	07	08	09	10
			11	12	13	14	15	16	17	18	19	20
008281	Dtpw Service Center Sup 2(+)	6	2241.43 3603.46	2350.40 3770.83	2459.42 3945.82	2580.02 4128.79	2712.35 4315.55	2836.95 4517.96	2976.93 4735.89	3124.82 4957.63	3276.57 5191.18	3436.07 5440.22
008282	Dtpw Service Center Mgr (+)	6	2387.77 3830.90	2504.87 4008.53	2633.36 4189.84	2754.33 4386.37	2890.22 4597.95	3033.81 4813.24	3181.14 5039.98	3335.98 5281.77	3498.50 5531.05	3661.02 5795.55
008283	Dtpw Eligibility Supervisor	6	1338.69 2058.55	1397.06 2159.79	1455.33 2253.11	1517.69 2358.24	1591.57 2467.17	1657.80 2580.02	1731.64 2696.76	1805.62 2825.11	1891.23 2961.41	1969.04 3097.58
008284	Dtpw Operations Officer (+)	6	2031.32 3276.57	2132.50 3436.07	2241.43 3603.46	2350.40 3770.83	2459.42 3945.82	2580.02 4128.79	2712.35 4315.55	2836.95 4517.96	2976.93 4735.89	3124.82 4957.63
008285	Dtpw Operations Administrator(+)	6	2241.43 3603.46	2350.40 3770.83	2459.42 3945.82	2580.02 4128.79	2712.35 4315.55	2836.95 4517.96	2976.93 4735.89	3124.82 4957.63	3276.57 5191.18	3436.07 5440.22
008286	Dtpw Easy Card Services Coord(+)	6	2241.43 3603.46	2350.40 3770.83	2459.42 3945.82	2580.02 4128.79	2712.35 4315.55	2836.95 4517.96	2976.93 4735.89	3124.82 4957.63	3276.57 5191.18	3436.07 5440.22
008287	Dtpw Paratransit Spt Spec 1(+)	6	1611.06 2580.02	1688.89 2712.35	1770.65 2836.95	1852.37 2976.93	1941.86 3124.82	2031.32 3276.57	2132.50 3436.07	2241.43 3603.46	2350.40 3770.83	2459.42 3945.82
008288	Dtpw Paratransit Spt Spec 2(+)	6	1941.86 3124.82	2031.32 3276.57	2132.50 3436.07	2241.43 3603.46	2350.40 3770.83	2459.42 3945.82	2580.02 4128.79	2712.35 4315.55	2836.95 4517.96	2976.93 4735.89
008292	Dtpw Service Clerk	6	1236.00 1880.37	1284.67 1969.52	1341.37 2050.55	1394.10 2143.76	1454.90 2249.19	1515.57 2346.38	1580.52 2455.86	1657.45 2569.29	1726.42 2686.82	1803.31 2808.39

MIAMI DADE COUNTY
FY 2023-2024 PAY PLAN EFFECTIVE 2023-10-02

JOB CODE NUMBER	JOB TITLE		01	02	03	04	05	06	07	08	09	10
			11	12	13	14	15	16	17	18	19	20
008293	Dtpw Paratranst Operations Sup	6	1455.33 2253.11	1517.69 2358.24	1591.57 2467.17	1657.80 2580.02	1731.64 2696.76	1805.62 2825.11	1891.23 2961.41	1969.04 3097.58	2058.55 3241.50	2159.79 3393.37
008296	Mgr, Dtpw Passenger Ameniti(+)		MIN 2652.39		MIN2 3103.32		MAX 4528.27		PAY GRADE..G04			
008302	Mgr Dtpw Cost & Sched Sect(+)		MIN 3240.03		MIN2 3564.00		MAX 5274.07		PAY GRADE..G06			
008303	Mgr, Dtpw Bridge Engineering(+)		MIN 3740.26		MIN2 4114.28		MAX 6174.28		PAY GRADE..G08			
008304	Cf, Dtpw Contract Svc Div(+)		MIN 3740.26		MIN2 4114.28		MAX 6174.28		PAY GRADE..G08			
008305	DTPW Vision Zero Program Mgr(+)		MIN 3240.03		MIN2 3564.00		MAX 5274.07		PAY GRADE..G06			
008307	DTPW Road & Bridges Maint Mgr		MIN 3240.03		MIN2 3564.00		MAX 5274.07		PAY GRADE..G06			
008309	Cf,Dtpw Off Civ Rgts&Labor Rel(+)		MIN 3740.26		MIN2 4114.28		MAX 6174.28		PAY GRADE..G08			
008310	Chief, Leg&Intergov Affairs(+)		MIN 4013.69		MIN2 4415.05		MAX 6671.50		PAY GRADE..G09			
008311	Chief External Affairs Officer(+)		MIN 4321.94		MIN2 4754.15		MAX 7235.87		PAY GRADE..G10			
008320	Mgr Dtpw Facilities Maintenance(+)	6	2892.66 4596.63	3026.55 4819.81	3180.80 5042.93	3330.86 5278.26	3493.07 5534.24	3663.45 5806.89	3833.95 6084.03	4008.33 6357.82	4199.06 6643.91	4397.88 6942.91

MIAMI DADE COUNTY
 FY 2023-2024 PAY PLAN EFFECTIVE 2023-10-02

JOB CODE NUMBER	JOB TITLE										
		01	02	03	04	05	06	07	08	09	10
		←----->									
		11	12	13	14	15	16	17	18	19	20
008321	Dtpw Section Chief(+)	MIN 3240.03		MIN2 3564.00		MAX 5274.07		PAY GRADE...G06			
008325	Dtpw Fin Review & Auditing Sup(+)	6 2976.93	3124.82	3276.57	3436.07	3603.46	3770.83	3945.82	4128.79	4315.55	4517.96
		4735.89	4957.63	5191.18	5440.22	5696.98	5969.42	6253.46	6556.99	6753.71	7057.62
008326	Dtpw Senior Facilities Manager(+)	MIN 3478.47		MIN2 3826.34		MAX 5704.02		PAY GRADE...G07			
008327	Dtpw,Plans,Review,&Des Manager(+)	MIN 3478.47		MIN2 3826.34		MAX 5704.02		PAY GRADE...G07			
008329	DTPW Systems Planning Manager(+)	MIN 3240.03		MIN2 3564.00		MAX 5274.07		PAY GRADE...G06			
008331	Cf, Dtpw Division 1(+)	MIN 3478.47		MIN2 3826.34		MAX 5704.02		PAY GRADE...G07			
008332	Chief, Dtpw Division 2 (+)	MIN 3740.26		MIN2 4114.28		MAX 6174.28		PAY GRADE...G08			
008339	Dtpw New Business Admin (+)	6 2241.43	2350.40	2459.42	2580.02	2712.35	2836.95	2976.93	3124.82	3276.57	3436.07
		3603.46	3770.83	3945.82	4128.79	4315.55	4517.96	4735.89	4957.63	5191.18	5440.22
008347	Mgr, Dtpw Treasury Services(+)	6 2633.36	2754.33	2890.22	3033.81	3181.14	3335.98	3498.50	3661.02	3830.90	4008.53
		4189.84	4386.37	4597.95	4813.24	5039.98	5281.77	5531.05	5795.55	6071.32	6366.01
008352	Mgr, Dtpw Mkt & Communications(+)	6 2712.35	2836.95	2976.93	3124.82	3276.57	3436.07	3603.46	3770.83	3945.82	4128.79
		4315.55	4517.96	4735.89	4957.63	5191.18	5440.22	5696.98	5969.42	6253.46	6556.99
008358	Dtpw Field Test Engineer (+)	6 2976.93	3124.82	3276.57	3436.07	3603.46	3770.83	3945.82	4128.79	4315.55	4517.96
		4735.89	4957.63	5191.18	5440.22	5696.98	5969.42	6253.46	6556.99	6864.45	7199.07

MIAMI DADE COUNTY
 FY 2023-2024 PAY PLAN EFFECTIVE 2023-10-02

JOB CODE NUMBER	JOB TITLE										
		01	02	03	04	05	06	07	08	09	10
		←-----									
		11	12	13	14	15	16	17	18	19	20
008359	Cf Quality Assurance Eng Div(+)	MIN 3740.26		MIN2 4114.28		MAX 6174.28				PAY GRADE..G08	
008361	Cf Dtpw Infra & Maint Div(+)	MIN 4321.94		MIN2 4754.15		MAX 7235.87				PAY GRADE..G10	
008362	Cf Dtpw Field/Sys Engineering(+)	MIN 4321.94		MIN2 4754.15		MAX 7235.87				PAY GRADE..G10	
008364	Chief, Dtpw Capital Imp Div(+)	MIN 3740.26		MIN2 4114.28		MAX 6174.28				PAY GRADE..G08	
008365	Dtpw System Safety Sup (+)	6 2580.02 4128.79	2712.35 4315.55	2836.95 4517.96	2976.93 4735.89	3124.82 4957.63	3276.57 5191.18	3436.07 5440.22	3603.46 5696.98	3770.83 5969.42	3945.82 6253.46
008366	Dtpw System Safety Manager(+)	6 3003.78 4765.58	3149.65 4990.07	3302.96 5229.47	3463.86 5476.28	3624.77 5738.16	3792.98 6011.21	3968.85 6302.97	4148.37 6598.52	4342.93 6920.19	4552.42 7256.91
008367	Mgr,Dtpw Warehousing & Stores(+)	6 2607.28 4148.37	2727.06 4342.93	2861.61 4552.42	3003.78 4765.58	3149.65 4990.07	3302.96 5229.47	3463.86 5476.28	3624.77 5738.16	3792.98 6011.21	3968.85 6302.97
008370	Cf,Dtpw Transport Enhancements(+)	MIN 4659.31		MIN2 5125.22		MAX 7853.89				PAY GRADE..G11	
008371	Cf Dtpw Off Safety & Security(+)	MIN 4321.94		MIN2 4754.15		MAX 7235.87				PAY GRADE..G10	
008372	Chief, Dtpw Right Of Way(+)	MIN 4013.69		MIN2 4415.05		MAX 6671.50				PAY GRADE..G09	

MIAMI DADE COUNTY
 FY 2023-2024 PAY PLAN EFFECTIVE 2023-10-02

JOB CODE NUMBER	JOB TITLE	01	02	03	04	05	06	07	08	09	10
		←									→
		11	12	13	14	15	16	17	18	19	20
008379	Mgr Dtpw Elec Sys Maintenance(+)	MIN 2838.32		MIN2 3320.85		MAX 4884.34		PAY GRADE..G05			
008382	Dtpw Section Manager(+)	MIN 2652.39		MIN2 3103.32		MAX 4528.27		PAY GRADE..G04			
008384	Cf Dtpw Engineering Division(+)	MIN 4013.69		MIN2 4415.05		MAX 6671.50		PAY GRADE..G09			
008386	Chief, Dtpw Multimodal Dev Sec(+)	MIN 4013.69		MIN2 4415.05		MAX 6671.50		PAY GRADE..G09			
008389	Cf Dtpw Planning & System Dev(+)	MIN 4013.69		MIN2 4415.05		MAX 6671.50		PAY GRADE..G09			
008392	Chief, Dtpw Construction(+)	MIN 4013.69		MIN2 4415.05		MAX 6671.50		PAY GRADE..G09			
008401	Citt Deputy Director(+)	MIN 5571.96		MIN2 6129.18		MAX 10330.18		PAY GRADE..G33			
008402	Citt Assistant Director (+)	MIN 4451.60		MIN2 4896.77		MAX 7452.94		PAY GRADE..G30			
008403	Executive Dir, Office Of Citt(+)							SALARY TO BE DETERMINED BY THE CITT			
008404	Citt Administrative Secretary	MIN 1378.16		MIN2 1637.27		MAX 2556.82		PAY GRADE..D01			
008406	Citt Sr Executive Secretary	MIN 1753.12		MIN2 2111.40		MAX 3094.83		PAY GRADE..D03			

MIAMI DADE COUNTY
FY 2023-2024 PAY PLAN EFFECTIVE 2023-10-02

JOB CODE NUMBER	JOB TITLE		01	02	03	04	05	06	07	08	09	10
			11	12	13	14	15	16	17	18	19	20
008407	CITT Cust Advocate Prog Coordi	6	1852.37 2976.93	1941.86 3124.82	2031.32 3276.57	2132.50 3436.07	2241.43 3603.46	2350.40 3770.83	2459.42 3945.82	2580.02 4128.79	2712.35 4315.55	2836.95 4517.96
008408	Citt Special Projects Admin 1(+)		MIN 2435.07		MIN2 2947.46		MAX 4272.82		PAY GRADE..G83			
008409	Citt Special Projects Admin 2(+)		MIN 2685.50		MIN2 3244.14		MAX 4688.99		PAY GRADE..G85			
008410	Citt Financial Manager (+)		MIN 3337.24		MIN2 3670.93		MAX 5432.28		PAY GRADE..G26			
008411	Citt Chief Communications Ofc(+)		MIN 2923.47		MIN2 3420.48		MAX 5030.87		PAY GRADE..G25			
008412	Citt Strategic Planning Analys(+)		MIN 2685.50		MIN2 3244.14		MAX 4688.99		PAY GRADE..G85			
008413	Citt Community Engagement Mgr(+)		MIN 2685.50		MIN2 3244.14		MAX 4688.99		PAY GRADE..G85			
008447	Bus Shelter Specialist	6	1546.61 2580.02	1616.89 2712.35	1690.49 2836.95	1853.20 2976.93	1941.86 3124.82	2031.32 3276.57	2132.50 3436.07	2241.43 3603.46	2350.40 3770.83	2459.42 3945.82
008465	Dept Contracts&Procurement Mgr(+)	6	2797.79 4451.74	2934.19 4665.82	3078.03 4883.69	3229.85 5109.41	3385.55 5350.69	3549.00 5607.55	3712.46 5868.20	3883.57 6144.54	4066.54 6437.03	4257.18 6758.91
008466	Departmental Procurement Sup(+)	6	2633.36 4189.84	2754.33 4386.37	2890.22 4597.95	3033.81 4813.24	3181.14 5039.98	3335.98 5281.77	3498.50 5531.05	3661.02 5795.55	3830.90 6071.32	4008.53 6366.01

MIAMI DADE COUNTY
 FY 2023-2024 PAY PLAN EFFECTIVE 2023-10-02

JOB CODE NUMBER	JOB TITLE	01	02	03	04	05	06	07	08	09	10
		←									→
		11	12	13	14	15	16	17	18	19	20
008469	Mgr Dtpw Project Control Spec(+)	MIN 2502.21		MIN2 2927.61		MAX 4241.04		PAY GRADE..G03			
008470	Dtpw Operations Coordinator(+)	MIN 2652.39		MIN2 3103.32		MAX 4528.27		PAY GRADE..G04			
008471	Dtpw Superintendent(+)	MIN 2652.39		MIN2 3103.32		MAX 4528.27		PAY GRADE..G04			
008473	Dtpw General Superintendent(+)	MIN 4321.94		MIN2 4754.15		MAX 7235.87		PAY GRADE..G10			
008474	Dtpw Controller(+)	MIN 3740.26		MIN2 4114.28		MAX 6174.28		PAY GRADE..G08			
008478	Cf Dtpw Off Of Bud&Perf Report(+)	MIN 4013.69		MIN2 4415.05		MAX 6671.50		PAY GRADE..G09			
008479	Ast Director,Traffic Services(+)	MIN 4659.31		MIN2 5125.22		MAX 7853.89		PAY GRADE..G11			
008481	Assistant Director, Planning(+)	MIN 5019.99		MIN2 5522.02		MAX 8525.75		PAY GRADE..G12			
008482	Ast Dir Dtpw Eng Planning&Dev(+)	MIN 5019.99		MIN2 5522.02		MAX 8525.75		PAY GRADE..G12			
008483	Ast Dir Dtpw(+)	MIN 5019.99		MIN2 5522.02		MAX 8525.75		PAY GRADE..G12			
008484	Assistant Director, Dtpw(+)	MIN 4659.31		MIN2 5125.22		MAX 7853.89		PAY GRADE..G11			
008485	Cf, DTPW Proj Mgmt Sppt Div(+)	MIN 4013.69		MIN2 4415.05		MAX 6671.50		PAY GRADE..G09			

MIAMI DADE COUNTY
 FY 2023-2024 PAY PLAN EFFECTIVE 2023-10-02

JOB CODE NUMBER	JOB TITLE	01	02	03	04	05	06	07	08	09	10
		←									→
		11	12	13	14	15	16	17	18	19	20
008486	Chief, Work Program(+)	MIN 4013.69		MIN2 4415.05		MAX 6671.50		PAY GRADE..G09			
008491	Chief Financial Officer (+)	MIN 4321.94		MIN2 4754.15		MAX 7235.87		PAY GRADE..G10			
008492	Chief, DTPW Strategy Officer(+)	MIN 5019.99		MIN2 5522.02		MAX 8525.75		PAY GRADE..G12			
008498	Deputy Director, Dtpw (+)	MIN 5020.00		MIN2 5522.02		MAX 13640.25		PAY GRADE..E02			
008499	Dtpw, Director(+)	MIN 5409.68		MIN2 5950.66		MAX 15309.84		PAY GRADE..E01			
008500	Dep Dir Dtpw Operations (+)	MIN 5020.00		MIN2 5522.02		MAX 13640.25		PAY GRADE..E02			
008503	Cao Clerk	MIN 1236.00		MIN2 38461.54		MAX 0.00		PAY GRADE..G01			
008506	Cao Legal Clercial Spec	MIN 1502.60		MIN2 1803.13		MAX 2844.25		PAY GRADE..A07			
008508	Cao Legal Admin Assiitant(+)	MIN 2407.81		MIN2 2889.34		MAX 4242.27		PAY GRADE..A00			
008509	Cao Dir F/Agenda Coordination(+)	MIN 3740.26		MIN2 4114.28		MAX 6174.28		PAY GRADE..G08			
008510	Cao Assistant Agenda Coor(+)	MIN 3240.03		MIN2 3564.00		MAX 5274.07		PAY GRADE..G06			
008511	Cao Procurement Manager (+)	MIN 3240.03		MIN2 3564.00		MAX 5274.07		PAY GRADE..G06			

MIAMI DADE COUNTY
 FY 2023-2024 PAY PLAN EFFECTIVE 2023-10-02

JOB CODE NUMBER	JOB TITLE	←----->									
		01	02	03	04	05	06	07	08	09	10
		11	12	13	14	15	16	17	18	19	20
008512	Cao Office Manager/Paralegal(+)	MIN 3740.26		MIN2 4114.28		MAX 6174.28		PAY GRADE..G08			
008515	Legal Secretary 1	6 1283.07	1346.60	1410.27	1485.05	1548.64	1623.46	1702.06	1780.60	1866.64	1952.63
		2049.90	2154.62	2259.36	2364.13	2480.06	2607.28	2727.06	2861.61	3003.78	3149.65
008516	Legal Secretary 2	6 1548.64	1623.46	1702.06	1780.60	1866.64	1952.63	2049.90	2154.62	2259.36	2364.13
		2480.06	2607.28	2727.06	2861.61	3003.78	3149.65	3302.96	3463.86	3624.77	3792.98
008518	Eminent Domain Administrator(+)	MIN 2407.81		MIN2 2889.34		MAX 4242.27		PAY GRADE..A00			
008520	Cao Paralegal Specialist	MIN 1931.25		MIN2 2326.82		MAX 4242.27		PAY GRADE..P00			
008521	County Attorney Law Clerk(+)	MIN 2731.97		MIN2 3196.41		MAX 4664.13		PAY GRADE..G24			
008522	Cao Legal Secretary	MIN 1836.47		MIN2 38461.54		MAX 0.00		PAY GRADE..G03			
008523	Paralegal Specialist 1 (+)	MIN 2313.33		MIN2 2706.58		MAX 3890.03		PAY GRADE..G02			
008524	Paralegal Specialist 2 (+)	MIN 2838.32		MIN2 3320.85		MAX 4884.34		PAY GRADE..G05			
008525	Paralegal Specialist 3 (+)	MIN 3740.26		MIN2 4114.28		MAX 6174.28		PAY GRADE..G08			
008528	Investigator 1(+)	MIN 2652.39		MIN2 3103.32		MAX 4528.27		PAY GRADE..G04			

MIAMI DADE COUNTY
 FY 2023-2024 PAY PLAN EFFECTIVE 2023-10-02

JOB CODE NUMBER	JOB TITLE	01	02	03	04	05	06	07	08	09	10
		11	12	13	14	15	16	17	18	19	20
008529	Investigator 2(+)	MIN 3478.47		MIN2 3826.34		MAX 5704.02		PAY GRADE..G07			
008532	Mgr, Citt Fiscal Anl & Admin(+)	MIN 3337.24		MIN2 3670.93		MAX 5432.28		PAY GRADE..G26			
008551	Ast County Attorney 1 (+)	MIN 4762.30		MIN2 38461.54		MAX 0.00		PAY GRADE..G13			
008552	Ast County Attorney 2 (+)	MIN 6324.32		MIN2 38461.54		MAX 0.00		PAY GRADE..G14			
008554	Ast County Attorney 3 (+)	MIN 8780.32		MIN2 38461.54		MAX 0.00		PAY GRADE..G15			
008556	Ast County Attorney 4 (+)	MIN 7942.86		MIN2 8777.74		MAX 13640.25		PAY GRADE..G16			
008557	Executive Asst County Attorney(+)	MIN 9922.05		MIN2 38461.54		MAX 0.00		PAY GRADE..G17			
008568	First Ast County Attorney(+)	MIN 8321.09		MIN2 9195.74		MAX 14289.74		PAY GRADE..G17			
008570	County Attorney(+)							SALARY TO BE DETERMINED BY THE BOARD OF COUNTY COMMISSIONERS			
008573	Cf Protocol-Recognition Spec(+)							SALARY TO BE DETERMINED BY THE BOARD OF COUNTY COMMISSIONERS			
008574	Assistant Protocol Spec (+)							SALARY TO BE DETERMINED BY THE BOARD OF COUNTY COMMISSIONERS			
008575	Bcc Community Liaison Officer(+)							SALARY TO BE DETERMINED BY THE BOARD OF COUNTY COMMISSIONERS			

MIAMI DADE COUNTY
 FY 2023-2024 PAY PLAN EFFECTIVE 2023-10-02

JOB CODE NUMBER	JOB TITLE	01	02	03	04	05	06	07	08	09	10
		←----->									
		11	12	13	14	15	16	17	18	19	20

008576	Bcc Legislative Aide(+)	SALARY TO BE DETERMINED BY THE BOARD OF COUNTY COMMISSIONERS									
008578	District 9 Dep Chief Of Staff(+)	SALARY TO BE DETERMINED BY THE BOARD OF COUNTY COMMISSIONERS									
008582	Assistant Chief Of Staff(+)	SALARY TO BE DETERMINED BY THE BOARD OF COUNTY COMMISSIONERS									
008588	Exec Aide Cty Commissioner(+)	SALARY TO BE DETERMINED BY THE BOARD OF COUNTY COMMISSIONERS									
008589	Bcc Media&Pub Relations Spec(+)	SALARY TO BE DETERMINED BY THE BOARD OF COUNTY COMMISSIONERS									
008590	Bcc District Legislative Dir(+)	SALARY TO BE DETERMINED BY THE BOARD OF COUNTY COMMISSIONERS									
008613	Senior Commission Aide (+)	SALARY TO BE DETERMINED BY THE BOARD OF COUNTY COMMISSIONERS									
008614	Commission Office Assistant	SALARY TO BE DETERMINED BY THE BOARD OF COUNTY COMMISSIONERS									
008615	Commission Aide(+)	SALARY TO BE DETERMINED BY THE BOARD OF COUNTY COMMISSIONERS									
008616	Commission Public Aff Coord(+)	SALARY TO BE DETERMINED BY THE BOARD OF COUNTY COMMISSIONERS									
008617	BCC Graphic Designer(+)	MIN 824.00	MIN2 824.00	MAX 12206.59	PAY GRADE..G58						
008618	State Coordinator(+)	SALARY TO BE DETERMINED BY THE BOARD OF COUNTY COMMISSIONERS									

MIAMI DADE COUNTY
 FY 2023-2024 PAY PLAN EFFECTIVE 2023-10-02

JOB CODE NUMBER	JOB TITLE											
		01	02	03	04	05	06	07	08	09	10	
		←-----										
		11	12	13	14	15	16	17	18	19	20	
008620	Homeless Trust QUAL ASSUR COOR(+)	6	2241.43	2350.40	2459.42	2580.02	2712.35	2836.95	2976.93	3124.82	3276.57	3436.07
			3603.46	3770.83	3945.82	4128.79	4315.55	4517.96	4735.89	4957.63	5191.18	5440.22
008621	Secretary To Cty Commission(+)											
008622	Exe Secretary Cty Commissioner(+)											
008623	Executive Assistant To Bcc(+)											
008624	Chief Of Staff(+)											
008625	Off Legis Analysis Admtv Ast(+)											
008626	Bcc Systems Support Spec(+)											
008627	Bcc Legislative Supervisor(+)											
008628	Bcc Clerical Specialist (+)											
008629	County Comm Clerical Spec(+)											
008630	Lead Cty Comm Clerk Specialist(+)											

MIAMI DADE COUNTY
 FY 2023-2024 PAY PLAN EFFECTIVE 2023-10-02

JOB CODE NUMBER	JOB TITLE	01	02	03	04	05	06	07	08	09	10	
		←									→	
		11	12	13	14	15	16	17	18	19	20	
008631	Clerical Specialist Off Of Chr(+)											SALARY TO BE DETERMINED BY THE BOARD OF COUNTY COMMISSIONERS
008632	State Affairs Coordinator(+)											SALARY TO BE DETERMINED BY THE BOARD OF COUNTY COMMISSIONERS
008633	Cf Of Staff Office Of Chair(+)											SALARY TO BE DETERMINED BY THE BOARD OF COUNTY COMMISSIONERS
008634	Dep Cf Of Staff Off Of Chair(+)											SALARY TO BE DETERMINED BY THE BOARD OF COUNTY COMMISSIONERS
008635	Bcc Administrative Coor (+)											SALARY TO BE DETERMINED BY THE BOARD OF COUNTY COMMISSIONERS
008636	Commission Media Aide (+)											SALARY TO BE DETERMINED BY THE BOARD OF COUNTY COMMISSIONERS
008637	Mgr Off Of Chair Med Pro(+)											SALARY TO BE DETERMINED BY THE BOARD OF COUNTY COMMISSIONERS
008638	Wr/Med,Off Of Chr Med Pro(+)											SALARY TO BE DETERMINED BY THE BOARD OF COUNTY COMMISSIONERS
008639	Dir,Off Of The Chr, Med Div(+)											SALARY TO BE DETERMINED BY THE BOARD OF COUNTY COMMISSIONERS
008640	Senior Ast To Dept Dir (+)		MIN 2838.32		MIN2 3320.85		MAX 4884.34					PAY GRADE..G05
008641	Mgr, Homeless Trust Contracts(+)		MIN 2838.32		MIN2 3320.85		MAX 4884.34					PAY GRADE..G05

MIAMI DADE COUNTY
 FY 2023-2024 PAY PLAN EFFECTIVE 2023-10-02

JOB CODE NUMBER	JOB TITLE											
		01	02	03	04	05	06	07	08	09	10	
008642	Bcc Global Engagement Officer(+)	SALARY TO BE DETERMINED BY THE BOARD OF COUNTY COMMISSIONERS										
008643	Manager, Homeless Trust (+)	MIN 3240.03		MIN2 3564.00		MAX 5274.07		PAY GRADE..G06				
008644	Homeless Trust Cont Monitor	6	1467.11 2350.40	1544.91 2459.42	1611.06 2580.02	1688.89 2712.35	1770.65 2836.95	1852.37 2976.93	1941.86 3124.82	2031.32 3276.57	2132.50 3436.07	2241.43 3603.46
008645	Homeless Trust Housing Coor(+)	6	2031.32 3276.57	2132.50 3436.07	2241.43 3603.46	2350.40 3770.83	2459.42 3945.82	2580.02 4128.79	2712.35 4315.55	2836.95 4517.96	2976.93 4735.89	3124.82 4957.63
008646	Bcc Audit Supervisor(+)	SALARY TO BE DETERMINED BY THE BOARD OF COUNTY COMMISSIONERS										
008647	Ast Director, Homeless Trust(+)	MIN 3740.26		MIN2 4114.28		MAX 6174.28		PAY GRADE..G08				
008648	Ast Dir Homeless(+)	MIN 3740.26		MIN2 4114.28		MAX 6174.28		PAY GRADE..G08				
008649	Executive Dir, Homeless Trust(+)	SALARY TO BE DETERMINED BY THE MAYOR AND HOMELESS TRUST										
008650	Comm Legislative Assistant(+)	SALARY TO BE DETERMINED BY THE BOARD OF COUNTY COMMISSIONERS										
008651	Comm Auditor Sr Exec Sec	SALARY TO BE DETERMINED BY THE BOARD OF COUNTY COMMISSIONERS										
008652	Legislative Budget Officer(+)	SALARY TO BE DETERMINED BY THE BOARD OF COUNTY COMMISSIONERS										

MIAMI DADE COUNTY
 FY 2023-2024 PAY PLAN EFFECTIVE 2023-10-02

JOB CODE NUMBER	JOB TITLE	01	02	03	04	05	06	07	08	09	10
		←----->									
		11	12	13	14	15	16	17	18	19	20
008653	Senior Comm Legis Analyst(+)	SALARY TO BE DETERMINED BY THE BOARD OF COUNTY COMMISSIONERS									
008654	Commission Legislative Aide(+)	SALARY TO BE DETERMINED BY THE BOARD OF COUNTY COMMISSIONERS									
008655	Bcc Senior Research Analyst(+)	SALARY TO BE DETERMINED BY THE BOARD OF COUNTY COMMISSIONERS									
008656	Bcc Associate Auditor (+)	SALARY TO BE DETERMINED BY THE BOARD OF COUNTY COMMISSIONERS									
008657	Bcc Sr Auditor(+)	SALARY TO BE DETERMINED BY THE BOARD OF COUNTY COMMISSIONERS									
008658	Bcc Audit Manager(+)	SALARY TO BE DETERMINED BY THE BOARD OF COUNTY COMMISSIONERS									
008659	Comm Auditor Admin Ast (+)	SALARY TO BE DETERMINED BY THE BOARD OF COUNTY COMMISSIONERS									
008660	Commissioner Miami Dade Cty(+)	\$6,000 Annually									
008661	Commission Auditor(+)	SALARY TO BE DETERMINED BY THE BOARD OF COUNTY COMMISSIONERS									
008662	Community Aff Spec Mdc E&Pt(+)	SALARY TO BE DETERMINED BY EXEC DIRECTOR MDC COMM ON ETHICS and PUBLIC TRUST									
008663	Budget Dir Off Of Comm Auditor(+)	SALARY TO BE DETERMINED BY THE BOARD OF COUNTY COMMISSIONERS									
008664	Manager. Support Staff Div(+)	SALARY TO BE DETERMINED BY THE BOARD OF COUNTY COMMISSIONERS									

MIAMI DADE COUNTY
 FY 2023-2024 PAY PLAN EFFECTIVE 2023-10-02

JOB CODE NUMBER	JOB TITLE	01	02	03	04	05	06	07	08	09	10	
		←									→	
		11	12	13	14	15	16	17	18	19	20	
008665	Senior Audit Budget Mgr (+)											SALARY TO BE DETERMINED BY THE BOARD OF COUNTY COMMISSIONERS
008666	Bcc Financial Analyst 1 (+)											SALARY TO BE DETERMINED BY THE BOARD OF COUNTY COMMISSIONERS
008667	Bcc Financial Analyst 2 (+)											SALARY TO BE DETERMINED BY THE BOARD OF COUNTY COMMISSIONERS
008668	Bcc Senior Financial Analyst(+)											SALARY TO BE DETERMINED BY THE BOARD OF COUNTY COMMISSIONERS
008669	Federal Affairs Coordinator(+)											SALARY TO BE DETERMINED BY THE BOARD OF COUNTY COMMISSIONERS
008670	Bcc Research Analyst(+)											SALARY TO BE DETERMINED BY THE BOARD OF COUNTY COMMISSIONERS
008671	Aide To Cty Commissioner(+)											SALARY TO BE DETERMINED BY THE BOARD OF COUNTY COMMISSIONERS
008672	Bcc Intergovernmental Aide(+)											SALARY TO BE DETERMINED BY THE BOARD OF COUNTY COMMISSIONERS
008673	Finan An Mdc Eth Pub Tr Com(+)											SALARY TO BE DETERMINED BY EXEC DIRECTOR MDC COMM ON ETHICS and PUBLIC TRUST
008674	Exec Dir Independent Civ Panel(+)											SALARY TO BE DETERMINED BY THE BOARD OF COUNTY COMMISSIONERS
008675	Media Ast Bcc Media Sect(+)											SALARY TO BE DETERMINED BY THE BOARD OF COUNTY COMMISSIONERS

MIAMI DADE COUNTY
 FY 2023-2024 PAY PLAN EFFECTIVE 2023-10-02

JOB CODE NUMBER	JOB TITLE	01	02	03	04	05	06	07	08	09	10
		11	12	13	14	15	16	17	18	19	20
008676	Bcc Administrative Assistant(+)	SALARY TO BE DETERMINED BY THE BOARD OF COUNTY COMMISSIONERS									
008677	Bcc District Coordinator(+)	SALARY TO BE DETERMINED BY THE BOARD OF COUNTY COMMISSIONERS									
008678	District Special Assistant(+)	SALARY TO BE DETERMINED BY THE BOARD OF COUNTY COMMISSIONERS									
008679	District Community Liaison(+)	SALARY TO BE DETERMINED BY THE BOARD OF COUNTY COMMISSIONERS									
008680	Bcc Dir Policy & Legislation(+)	SALARY TO BE DETERMINED BY THE BOARD OF COUNTY COMMISSIONERS									
008681	Bcc Legislation Research Mgr(+)	SALARY TO BE DETERMINED BY THE BOARD OF COUNTY COMMISSIONERS									
008682	Off Of The Chair Coordinator(+)	SALARY TO BE DETERMINED BY THE BOARD OF COUNTY COMMISSIONERS									
008683	Mgr Off Of The Chair- Media(+)	SALARY TO BE DETERMINED BY THE BOARD OF COUNTY COMMISSIONERS									
008684	Comm Tel Console Operator(+)	SALARY TO BE DETERMINED BY THE BOARD OF COUNTY COMMISSIONERS									
008685	Local Government Coordinator(+)	SALARY TO BE DETERMINED BY THE BOARD OF COUNTY COMMISSIONERS									
008686	Intergovt Affairs Assistant(+)	SALARY TO BE DETERMINED BY THE BOARD OF COUNTY COMMISSIONERS									

MIAMI DADE COUNTY
 FY 2023-2024 PAY PLAN EFFECTIVE 2023-10-02

JOB CODE NUMBER	JOB TITLE	01	02	03	04	05	06	07	08	09	10
		11	12	13	14	15	16	17	18	19	20
008687	Bcc Administrative Officer 1(+)	SALARY TO BE DETERMINED BY THE BOARD OF COUNTY COMMISSIONERS									
008688	Bcc Financial Analyst 3 (+)	SALARY TO BE DETERMINED BY THE BOARD OF COUNTY COMMISSIONERS									
008689	Bcc Financial Coordinator(+)	SALARY TO BE DETERMINED BY THE BOARD OF COUNTY COMMISSIONERS									
008690	Bcc Financial Manager (+)	SALARY TO BE DETERMINED BY THE BOARD OF COUNTY COMMISSIONERS									
008691	Bcc Administrative Officer 2(+)	SALARY TO BE DETERMINED BY THE BOARD OF COUNTY COMMISSIONERS									
008692	Bcc Administrative Officer 3(+)	SALARY TO BE DETERMINED BY THE BOARD OF COUNTY COMMISSIONERS									
008693	Bcc Associate Research Analyst(+)	SALARY TO BE DETERMINED BY THE BOARD OF COUNTY COMMISSIONERS									
008694	Ast To Chief Mdc Bay Officer(+)	MIN 2241.43		MIN2 2976.93		MAX 3945.82		PAY GRADE..G79			
008695	Chief Mdc Bay Officer (+)	MIN 4013.69		MIN2 4415.05		MAX 6671.50		PAY GRADE..G09			
008696	Senior Advocate(+)	MIN 2652.39		MIN2 3103.32		MAX 4528.27		PAY GRADE..G04			
008697	Senior Advisor To The Cfo(+)	MIN 5019.99		MIN2 5522.02		MAX 8525.75		PAY GRADE..G12			

MIAMI DADE COUNTY
 FY 2023-2024 PAY PLAN EFFECTIVE 2023-10-02

JOB CODE NUMBER	JOB TITLE	01	02	03	04	05	06	07	08	09	10	
		11	12	13	14	15	16	17	18	19	20	
008698	Bcc Sr Finan & System Analyst(+)	SALARY TO BE DETERMINED BY THE BOARD OF COUNTY COMMISSIONERS										
008699	Department Adv, Itc Exec Dir(+)	6	2607.28 4148.37	2727.06 4342.93	2861.61 4552.42	3003.78 4765.58	3149.65 4990.07	3302.96 5229.47	3463.86 5476.28	3624.77 5738.16	3792.98 6011.21	3968.85 6302.97
008700	Independent Civilian Panel Adm(+)	MIN 2364.13		MIN2 2861.61		MAX 4148.37		PAY GRADE..G37				
008701	Exec Dir, Intl Trade Consort(+)	SALARY TO BE DETERMINED BY THE BOARD OF COUNTY COMMISSIONERS										
008702	Bcc Deputy Chief Of Staff(+)	SALARY TO BE DETERMINED BY THE BOARD OF COUNTY COMMISSIONERS										
008703	Bcc Executive Director (+)	SALARY TO BE DETERMINED BY THE BOARD OF COUNTY COMMISSIONERS										
008704	Pht Vp, Fac Design & Constr(+)	MIN 4504.79		MIN2 4955.29		MAX 7286.42		PAY GRADE..Z15				
008705	ICP Community Outreach Officer(+)	MIN 2652.39		MIN2 3103.32		MAX 4528.27		PAY GRADE..G04				
008707	Mayor's Dep Dir Of Comm (+)	SALARY TO BE DETERMINED BY THE MAYOR										
008708	Mayor's Off Legis /Policy Anl(+)	SALARY TO BE DETERMINED BY THE MAYOR										
008709	Mayor's Communications Dir(+)	SALARY TO BE DETERMINED BY THE MAYOR										

MIAMI DADE COUNTY
 FY 2023-2024 PAY PLAN EFFECTIVE 2023-10-02

JOB CODE NUMBER	JOB TITLE	01	02	03	04	05	06	07	08	09	10	
		11	12	13	14	15	16	17	18	19	20	
008710	Sr. Advisor For Innov & Perf(+)											SALARY TO BE DETERMINED BY THE MAYOR
008711	Mayor's Operations Director(+)											SALARY TO BE DETERMINED BY THE MAYOR
008712	Constituent Affairs Spec(+)											SALARY TO BE DETERMINED BY THE MAYOR
008713	ICP Chief Policy Analyst(+)		MIN 2838.32		MIN2 3320.85		MAX 4884.34					PAY GRADE..G05
008714	Executive Assistant(+)											SALARY TO BE DETERMINED BY THE MAYOR
008715	County Exec Office Clerk											SALARY TO BE DETERMINED BY THE MAYOR
008716	Mayor's Aide(+)											SALARY TO BE DETERMINED BY THE MAYOR
008717	Mayor's Intern											\$15 FLAT HOURLY RATE
008718	Dir, Mayor's Commun&Ext Aff(+)											SALARY TO BE DETERMINED BY THE MAYOR
008719	Mayor's Office Mgr Of Ops(+)											SALARY TO BE DETERMINED BY THE MAYOR
008720	Senior Advisor For Policy(+)											SALARY TO BE DETERMINED BY THE MAYOR
008721	Asst To The Sr Adv For Policy(+)											SALARY TO BE DETERMINED BY THE MAYOR

MIAMI DADE COUNTY
 FY 2023-2024 PAY PLAN EFFECTIVE 2023-10-02

JOB CODE NUMBER	JOB TITLE											
		01	02	03	04	05	06	07	08	09	10	
		←-----										
		11	12	13	14	15	16	17	18	19	20	
008722	Ast Com Dir, Off Of The Mayor(+)											
008735	International Protocol Spec(+)	6	1780.60	1866.64	1952.63	2049.90	2154.62	2259.36	2364.13	2480.06	2607.28	2727.06
			2861.61	3003.78	3149.65	3302.96	3463.86	3624.77	3792.98	3968.85	4148.37	4342.93
008745	Mayor Off Dir Policy&Legis Aff(+)											
008746	Mayor's Off,Dir Legislative Af(+)											
008747	Mayor Deputy Chief Of Staff(+)											
008748	Mayor Chief Of Staff(+)											
008750	Mayor's Off-Inter-Gov Aff-Lias(+)											
008751	Dir Of Constituent Services(+)											
008760	Mayor's Speechwriter(+)											
008761	Mayor's Office, Dir Of Policy(+)											
008764	Secretary Intergov Affairs(+)											

MIAMI DADE COUNTY
 FY 2023-2024 PAY PLAN EFFECTIVE 2023-10-02

JOB CODE NUMBER	JOB TITLE	01	02	03	04	05	06	07	08	09	10
		←----->									
		11	12	13	14	15	16	17	18	19	20
008765	Dir Off Of Intergov Affairs(+)										SALARY TO BE DETERMINED BY THE MAYOR
008766	Dep General Counsel Coe (+)										SALARY TO BE DETERMINED BY EXEC DIRECTOR MDC COMM ON ETHICS and PUBLIC TRUST
008767	Digital Dir & Mayor Spc. Aide(+)										SALARY TO BE DETERMINED BY THE MAYOR
008768	Mayor's Public Aff Coordinator(+)										SALARY TO BE DETERMINED BY THE MAYOR
008769	Chief Financial Officer (+)										SALARY TO BE DETERMINED BY THE MAYOR
008771	Mayor Miami-Dade County (+)										ANNUAL SALARY IS \$200,000
008772	Chief, Corrections & Forensics(+)										SALARY TO BE DETERMINED BY THE MAYOR
008773	Chief Operations Officer(+)										SALARY TO BE DETERMINED BY THE MAYOR
008774	Chief Community Svc Officer(+)										SALARY TO BE DETERMINED BY THE MAYOR
008775	Dir Civic & Philanthropic Ptp(+)										SALARY TO BE DETERMINED BY THE MAYOR
008776	Equity And Inclusion Officer(+)										SALARY TO BE DETERMINED BY THE MAYOR

MIAMI DADE COUNTY
 FY 2023-2024 PAY PLAN EFFECTIVE 2023-10-02

JOB CODE NUMBER	JOB TITLE	01	02	03	04	05	06	07	08	09	10	
		←----->										
		11	12	13	14	15	16	17	18	19	20	
008777	Dir Of Spc Proj & Cmty Engmt(+)											SALARY TO BE DETERMINED BY THE MAYOR
008778	Chief Integrity Officer (+)											SALARY TO BE DETERMINED BY THE MAYOR
008779	Dep. Dir. of Equity & Engmt(+)											SALARY TO BE DETERMINED BY THE MAYOR
008799	COE Paralegal	MIN 1780.60		MIN2 2154.62		MAX 3149.65						PAY GRADE..G94
008800	Ht Hmis Administrator	MIN 2115.83		MIN2 2534.97		MAX 3191.72						PAY GRADE..GII
008801	Admin Legal Clerk,Coe (+)											SALARY TO BE DETERMINED BY EXEC DIRECTOR MDC COMM ON ETHICS and PUBLIC TRUST
008808	Contracts Oversight Spec Oig(+)											SALARY TO BE DETERMINED BY THE INSPECTOR GENERAL
008809	ADMTV Officer, COMM on EP&T(+)	MIN 2652.39		MIN2 3103.32		MAX 4528.27						PAY GRADE..G04
008810	Contracts Oversight Superv Oig(+)											SALARY TO BE DETERMINED BY THE INSPECTOR GENERAL
008812	Legal Counsel Mdc E&Pt (+)											SALARY TO BE DETERMINED BY EXEC DIRECTOR MDC COMM ON ETHICS and PUBLIC TRUST
008813	Staff Attorney Comm E&Pt(+)											SALARY TO BE DETERMINED BY EXEC DIRECTOR MDC COMM ON ETHICS and PUBLIC TRUST
008814	General Counsel, Coe(+)	MIN 4970.30		MIN2 5467.35		MAX 8039.38						PAY GRADE..G91

MIAMI DADE COUNTY
 FY 2023-2024 PAY PLAN EFFECTIVE 2023-10-02

JOB CODE NUMBER	JOB TITLE	01	02	03	04	05	06	07	08	09	10
		←									→
		11	12	13	14	15	16	17	18	19	20
008815	Comm Affairs & Pub Info Spec(+)	MIN 2477.44		MIN2 2898.63		MAX 4199.05			PAY GRADE..G03		
008816	Cnty Outreach Coord, Comm E&Pt(+)	MIN 2477.44		MIN2 2898.63		MAX 4199.05			PAY GRADE..G03		
008818	Advocate, Mdc E&Pt Commission(+)	MIN 5409.68		MIN2 5950.66		MAX 10029.30			PAY GRADE..G13		
008825	Hearing Exam Comm Ethics&Pt(+)								SALARY TO BE DETERMINED BY EXEC DIRECTOR MDC COMM ON ETHICS and PUBLIC TRUST		
008830	Auditor, Mdc E&Pt(+)	MIN 3030.23		MIN2 3917.65		MAX 5045.34			PAY GRADE..P04		
008833	Investigator Mdc E&Pt (+)	MIN 2813.78		MIN2 3571.34		MAX 4545.35			PAY GRADE..P03		
008834	Lead Investigator Comm E&Pt(+)								SALARY TO BE DETERMINED BY EXEC DIRECTOR MDC COMM ON ETHICS and PUBLIC TRUST		
008836	Executive Ast Mdc E & Ptc(+)								SALARY TO BE DETERMINED BY EXEC DIRECTOR MDC COMM ON ETHICS and PUBLIC TRUST		
008840	Dir Mdc E & Ptc(+)								SALARY TO BE DETERMINED BY THE ETHICS COMMISSION		
008850	Admin Ast Off Insp Gen (+)								SALARY TO BE DETERMINED BY THE INSPECTOR GENERAL		
008851	Legal Intern, Off Of Insp Gen								SALARY TO BE DETERMINED BY THE INSPECTOR GENERAL		
008852	Clerk Office Of Inspector Gen(+)								SALARY TO BE DETERMINED BY THE INSPECTOR GENERAL		

MIAMI DADE COUNTY
 FY 2023-2024 PAY PLAN EFFECTIVE 2023-10-02

JOB CODE NUMBER	JOB TITLE	01	02	03	04	05	06	07	08	09	10
		←----->									
		11	12	13	14	15	16	17	18	19	20

008853 Ast Analyst Oig(+) SALARY TO BE DETERMINED BY THE INSPECTOR GENERAL

008854 Ast Inspector Gen For
Ins Oig(+) SALARY TO BE DETERMINED BY THE INSPECTOR GENERAL

008855 Administrative Officer
Oig(+) SALARY TO BE DETERMINED BY THE INSPECTOR GENERAL

008856 Investigative
Accountant Oig(+) SALARY TO BE DETERMINED BY THE INSPECTOR GENERAL

008857 Invest Analyst Off Insp
Gen(+) SALARY TO BE DETERMINED BY THE INSPECTOR GENERAL

008858 Auditor Off Inspector
Gen(+) SALARY TO BE DETERMINED BY THE INSPECTOR GENERAL

008859 Oig Admin Projects Spec
(+) SALARY TO BE DETERMINED BY THE INSPECTOR GENERAL

008860 Audit Mgr Off Inspec
Gen(+) SALARY TO BE DETERMINED BY THE INSPECTOR GENERAL

008861 Investigative Analyst
Sup Oig(+) SALARY TO BE DETERMINED BY THE INSPECTOR GENERAL

008862 Ast Inspector General,
Audit(+) SALARY TO BE DETERMINED BY THE INSPECTOR GENERAL

008863 Audit Supervisor, Oig
(+) SALARY TO BE DETERMINED BY THE INSPECTOR GENERAL

MIAMI DADE COUNTY
 FY 2023-2024 PAY PLAN EFFECTIVE 2023-10-02

JOB CODE NUMBER	JOB TITLE														
		01	02	03	04	05	06	07	08	09	10				
008864	Deputy General Counsel, Oig(+)											SALARY TO BE DETERMINED BY THE INSPECTOR GENERAL			
008865	Special Agent Oig(+)											SALARY TO BE DETERMINED BY THE INSPECTOR GENERAL			
008866	Spec Agent Sup Off Insp Gen(+)											SALARY TO BE DETERMINED BY THE INSPECTOR GENERAL			
008867	Assistant Legal Counsel Oig(+)											SALARY TO BE DETERMINED BY THE INSPECTOR GENERAL			
008868	General Counsel, Oig(+)											SALARY TO BE DETERMINED BY THE INSPECTOR GENERAL			
008869	Dep Inspector Gen, Oig (+)											SALARY TO BE DETERMINED BY THE INSPECTOR GENERAL			
008870	Inspector General(+)											SALARY TO BE DETERMINED BY THE BOARD OF COUNTY COMMISSIONERS			
008871	Director Of Data Analytics(+)											SALARY TO BE DETERMINED BY THE INSPECTOR GENERAL			
008908	Cultural Affairs Program Mgr(+)		MIN 2652.39		MIN2 3103.32		MAX 4528.27		PAY GRADE..G04						
008909	Cultural Affairs Instructor(+)	6	1603.22 2560.54	1677.22 2681.10	1758.89 2813.43	1844.52 2953.54	1934.07 3097.58	2019.62 3245.45	2120.82 3405.02	2222.01 3572.31	2330.94 3739.61	2443.84 3910.92			
008910	Cult Affrs Financial Svc Mgr(+)		MIN 3478.47		MIN2 3826.34		MAX 5704.02		PAY GRADE..G07						
008911	Cua Chief Of Administration(+)		MIN 3240.03		MIN2 3564.00		MAX 5274.07		PAY GRADE..G06						

MIAMI DADE COUNTY
 FY 2023-2024 PAY PLAN EFFECTIVE 2023-10-02

JOB CODE NUMBER	JOB TITLE	01	02	03	04	05	06	07	08	09	10
		←----->									
		11	12	13	14	15	16	17	18	19	20
008912	Cultural Aff, Mkt&Pub Aff Ofc(+)	MIN 2652.39		MIN2 3103.32		MAX 4528.27		PAY GRADE..G04			
008913	Culutral Affairs Project Chief(+)	MIN 3240.03		MIN2 3564.00		MAX 5274.07		PAY GRADE..G06			
008914	Cultural Affairs Cap Proj Cf(+)	MIN 3478.47		MIN2 3826.34		MAX 5704.02		PAY GRADE..G07			
008915	Cultural Affairs Proj Mgr(+)	MIN 2652.39		MIN2 3103.32		MAX 4528.27		PAY GRADE..G04			
008916	Cul Aff Const Project Manager(+)	MIN 3272.43		MIN2 3599.63		MAX 5326.81		PAY GRADE..G06			
008917	Cultural Affairs Proj Admin(+)	MIN 2652.39		MIN2 3103.32		MAX 4528.27		PAY GRADE..G04			
008918	Cf, Cua Finance & Budget Div(+)	MIN 4321.94		MIN2 4754.15		MAX 7235.87		PAY GRADE..G10			
008919	Dep Dir, Dept Of Cultural Aff(+)	MIN 5020.00		MIN2 5522.02		MAX 13640.25		PAY GRADE..E02			
008920	Dir Dept Of Cultural Affairs(+)	MIN 5409.68		MIN2 5950.66		MAX 15309.84		PAY GRADE..E01			
008921	Assistant Theater Director(+)	MIN 2838.32		MIN2 3320.85		MAX 4884.34		PAY GRADE..G05			
008922	Theater Director(+)	MIN 3478.47		MIN2 3826.34		MAX 5704.02		PAY GRADE..G07			

MIAMI DADE COUNTY
 FY 2023-2024 PAY PLAN EFFECTIVE 2023-10-02

JOB CODE NUMBER	JOB TITLE										
		01	02	03	04	05	06	07	08	09	10
		←----->									
		11	12	13	14	15	16	17	18	19	20
008923	Cua Capital Contract Manager(+)	MIN 2652.39		MIN2 3103.32		MAX 4528.27		PAY GRADE..G04			
008925	Theater Crew 1	MIN 1236.00		MIN2 1236.00		MAX 1524.40		PAY GRADE..G42			
008926	Theater Crew 2	MIN 1425.52		MIN2 1425.52		MAX 1685.90		PAY GRADE..G44			
008927	Theater Crew 3	MIN 1783.14		MIN2 1783.14		MAX 2060.00		PAY GRADE..G45			
008934	Ast Theater Production Mgr(+)	6 2132.50	2241.43	2350.40	2459.42	2580.02	2712.35	2836.95	2976.93	3124.82	3276.57
		3436.07	3603.46	3770.83	3945.82	4128.79	4315.55	4517.96	4735.89	4957.63	5191.18
008935	Theater Production Mgr (+)	6 2387.77	2504.87	2633.36	2754.33	2890.22	3033.81	3181.14	3335.98	3498.50	3661.02
		3830.90	4008.53	4189.84	4386.37	4597.95	4813.24	5039.98	5281.77	5531.05	5795.55
008936	CUA Gallery Manager(+)	2241.43	2350.40	2459.42	2580.02	2712.35	2836.95	2976.93	3124.82	3276.57	3436.07
		3603.46	3770.83	3945.82	4128.79	4315.55	4517.96	4735.89	4957.63	5191.18	5440.22
008951	Theater Box Office Manager(+)	MIN 2336.46		MIN2 2733.64		MAX 3928.94		PAY GRADE..G02			
008952	Theater Marketing Coordinator(+)	6 2176.16	2281.95	2387.77	2504.87	2633.36	2754.33	2890.22	3033.81	3181.14	3335.98
		3498.50	3661.02	3830.90	4008.53	4189.84	4386.37	4597.95	4813.24	5039.98	5281.77
008955	Education And Outreach Manager(+)	6 2504.87	2633.36	2754.33	2890.22	3033.81	3181.14	3335.98	3498.50	3661.02	3830.90
		4008.53	4189.84	4386.37	4597.95	4813.24	5039.98	5281.77	5531.05	5795.55	6085.32
008957	Theater Food & Bvrg Concsn Mgr(+)	MIN 2336.46		MIN2 2733.64		MAX 3928.94		PAY GRADE..G02			

MIAMI DADE COUNTY
 FY 2023-2024 PAY PLAN EFFECTIVE 2023-10-02

JOB CODE NUMBER	JOB TITLE										
		01	02	03	04	05	06	07	08	09	10
		←-----									
		11	12	13	14	15	16	17	18	19	20
008958	Theater House Manager (+)	MIN 2336.46		MIN2 2733.64		MAX 3928.94		PAY GRADE..G02			
008967	Theater Administrator (+)	MIN 2336.46		MIN2 2733.64		MAX 3928.94		PAY GRADE..G02			
008969	Cua Building Manager	6 2918.61	3062.56	3218.22	3366.07	3533.38	3704.63	3879.69	4058.65	4245.50	4447.86
		4650.27	4868.14	5097.75	5346.86	5595.86	5864.40	6140.61	6432.34	6737.85	7057.91

MIAMI-DADE COUNTY, FLORIDA

PAY PLAN
ALPHABETICAL INDEX

JOB TITLE	JOB CODE NUMBER	JOB TITLE	JOB CODE NUMBER
311 Call Center Spec	001188	Airport Inv Control Spec	005320
311 Call Center Sup(+)	001189	Airport Light Equipment Tech	005416
311 Sr Call Center Spec	001190	Airport Lighting Supervisor	005274
311 Sr Call Center Sup(+)	001187	Airport Lighting Technician	005463
A/E Professional Svc Mgr(+)	005931	Airport Locksmith	005446
ADMTV Officer, COMM on EP&T(+)	008809	Airport Machinist	005450
ASD Adoption Clerk	001134	Airport Maint Mechanic	005404
ASD Behavior Coordinator	001155	Airport Maint Repairer	005403
ASD Budget Manager(+)	001177	Airport Maint Sup	005262
ASD Finance Manager(+)	001176	Airport Mason	005454
ASD Forensic & Train Vet Tech	001110	Airport Motorcycle Mechanic	005417
ASD Licensing Clerk Supervisor	001157	Airport Noise&Wildlife Officer	005253
ASD Pet Pathway Administrator	001111	Airport Office Support Spclst	005306
AST DIR SFWIB(+)	003867	Airport Operating Sys Prog(+)	005355
AST DIR SWM Financial Services(+)	006395	Airport Operations Agent	005204
AST DIR, SWM Inter&Constituent(+)	006362	Airport Operations Specialist	005205
Account Clerk	000310	Airport Operations Sr Agent	005203
Accountant 1	000315	Airport Ops Sup(+)	005202
Accountant 2(+)	000316	Airport Painter	005448
Accountant 3(+)	000317	Airport Personnel Tech	005382
Accountant 4(+)	000318	Airport Plant Maint Sup	005265
Accreditation Manager(+)	000806	Airport Plant Mechanic	005421
Accts Payable Comp Spec(+)	000328	Airport Plumber	005452
Ada Coordination Specialist	006410	Airport Protocol Officer	005360
Ada Project Administrator(+)	006412	Airport Protocol Rep(+)	005363
Ada Senior Officer(+)	006411	Airport Public Service Ast	005364
Admin Ast Off Insp Gen(+)	008850	Airport Purchasing Specialist	005295
Admin Legal Clerk,Coe(+)	008801	Airport Record Center Clk 2	005322
Administrative Assistant 1(+)	000803	Airport Rev Control Analyst 1(+)	005237
Administrative Officer 1(+)	000810	Airport Rev Control Analyst 2(+)	005238
Administrative Officer 2(+)	000811	Airport Rev Control Analyst 3(+)	005239
Administrative Officer 3(+)	000812	Airport Secretary	005310
Administrative Officer Oig(+)	008855	Airport Security Compl Ofc	005291
Administrative Operations Spec(+)	000845	Airport Sign Painter	005458
Administrative Secretary	000094	Airport Sprayer	005461
Administrative Support Spec	000054	Airport Sr Cadastral Tech	005380
Administrative Trainee(+)	000808	Airport Sr Executive Secretary	005313
Adult Center Manager(+)	003218	Airport Sr Personnel Specialis(+)	005392
Adult Day Care Aide	003217	Airport Sr Telecomm Tech	005214
Advocate, Mdc E&Pt Commission(+)	008818	Airport Sys Anl/Programmer 1(+)	005352
Ae Consultant Selection Coor(+)	000183	Airport Sys Anl/Programmer 2(+)	005353
Agenda Coordinator(+)	000739	Airport Telecomm Techn	005213
Agenda Processing Specialist(+)	000732	Airport Videographer/Editor(+)	005225
Agricultural Manager(+)	000679	Airport Waste Plant Operator	005462
Aide To Cty Commissioner(+)	008671	Airport Welder	005460
Aircraft Technician	006106	Animal Care Spec Ast Coor	001147
Aircraft Technician Supervisor	006107	Animal Care Specialist Coor	001148
Airport Account Clerk	005338	Animal Protection Coordinator(+)	001151
Airport Accountant 1	005339	Animal Services Rescue Coor	001104
Airport Admin Secretary	005311	Animal Svc Enforcement Sup	001152
Airport Apm Technician	005377	Animal Svc Enrichment Spec	001109
Airport Architectural Drafter	005489	Ap Communication Svc Rep 1	005350
Airport Attendant	005374	Ap Communication Svc Rep 2	005351
Airport Auto Equip Operator 1	005427	Ap Elec-Electl Equip Tech 1	005472
Airport Auto Equip Operator 2	005428	Ap Elec-Electl Equip Tech 2	005474
Airport Auto Equip Operator 3	005429	Ap Imaging & Scanning Clerk	005348
Airport Auto Support Spec	005401	Ap Loading Bridges Maint Sup	005268
Airport Bldg Systems Mgr(+)	005249	Ap Refrigeration/Ac Mechanic	005456
Airport Bldg Systems Spec(+)	005248	Ap Risk Mgmt Insurance Rep	005321
Airport Bms Operator	005275	Ap Telecommunication Installer	005208
Airport Cadastral Tech	005379	Ap Waste Plant Electrician	005420
Airport Cap Inventory Clk	005319	Aquatic Life SPT Supervisor(+)	007376
Airport Carpenter	005442	Aquatic Life Support Tech	007420
Airport Carpenter/Roofer	005438	Ar & Billing Reporting Adminst(+)	000388
Airport Col & Inspec Rep	005334	Architect 1(+)	001032
Airport Collection Specialist	005335	Architect 2(+)	001033
Airport Compliance Senior Spec	005331	Architect 3(+)	001034
Airport Compliance Specialist	005330	Architectural Drafter	001029
Airport Computer Operator	005354	Area Supervisor	003169
Airport Data Entry Spec 1	005345	Asd Assistant Director 2(+)	001170
Airport Data Entry Spec 2	005346	Asd Ast Director 1(+)	001171
Airport Driver Messenger	005343	Asd Care Specialist	001146
Airport Electrician	005444	Asd Citation & Collections Sup(+)	001164
Airport Elevator Cont Spec(+)	005358	Asd Citation Spec(+)	001161
Airport Engineer(+)	005282	Asd Collection Specialist 1	001140
Airport Environmental Insp	005466	Asd Collection Specialist 2(+)	001141
Airport Executive Secretary	005312	Asd Control Specialist	001142
Airport Facilities Supt(+)	005272	Asd Cust Service Sup 1	001137
Airport Fire Suppress Sys Sup	005276	Asd Customer Clerk	001133
Airport Fire Suppress Sys Tech	005479	Asd Dispatcher	001132
Airport Heavy Equipment Tech	005464	Asd Disposal Tech	001149
Airport Heavy Trk Tire Repair	005407	Asd Facilities Manager(+)	001166
Airport Hydraulics Mechanic	005418	Asd Field Support Aide	001128
Airport Info & Prog Spec	005362	Asd Investigator	001150
		Asd Kennel Manager(+)	001154

MIAMI-DADE COUNTY, FLORIDA

PAY PLAN
ALPHABETICAL INDEX

JOB TITLE	JOB CODE NUMBER	JOB TITLE	JOB CODE NUMBER
Asd Licensing Clerk	001130	Ast Dir,Courts Tech Serv Divis(+)	004074
Asd Outreach Specialist	001105	Ast Dir,Internal Services Dept(+)	000287
Asd Pharmacy Clerk	001131	Ast Director, Homeless Trust(+)	008647
Asd Procurement&Inventory Sup(+)	001153	Ast Director,Traffic Services(+)	008479
Asd Shelter Clerk	001129	Ast Div Dir Phcd Asset Mgmt(+)	003584
Asd Shelter Program Manager(+)	001107	Ast Div Dir Risk Management(+)	001978
Asd Transport Operator	001101	Ast Div Dir, Fin Bus Soln Spt(+)	000400
Asd Transport Specialist	001102	Ast Dr,Parks,Rec & Open Spaces(+)	007393
Asd, Mgr Public Aff And Com(+)	001173	Ast Fire Chief(+)	004195
Assc Avia Dir Govt Affairs(+)	005147	Ast Grant Analyst(+)	000941
Asset Management Analyst(+)	003571	Ast Inspector General, Audit(+)	008862
Assist. Tennis Facility Manage(+)	007342	Ast Lab Dir Medical Examiner(+)	002937
Assistant Chief Of Staff(+)	008582	Ast Medical Examiner(+)	002990
Assistant Controller(+)	000375	Ast Mgr. Isd Renovation Svc(+)	006493
Assistant Dir, Clerk Of The Bd(+)	004076	Ast To Agricultural Mgr(+)	000680
Assistant Director OMB(+)	000867	Ast To Chief Mdc Bay Officer(+)	008694
Assistant Director RER 3(+)	002569	Ast To Dept Dir, Legal Aid(+)	004906
Assistant Director Seaport(+)	001492	Ast To Dir County Clerk Div(+)	004088
Assistant Director, Dswm(+)	006397	Ast To The Assistant Dir(+)	000271
Assistant Director, Dtpw(+)	008484	Ast To The Dep Prop Appraiser(+)	000117
Assistant Director, Finance(+)	000345	Ast To Chief Heat Officer(+)	001584
Assistant Director, Planning(+)	008481	Ast. Div. Chief, ISD Real Esta(+)	000259
Assistant Div Director W&S Ops(+)	005989	Ast.Div Cf, Pub Housing Maint(+)	003585
Assistant Division Dir, Isd(+)	000298	Ast.Div Cf,Dtpw Traffic Engine(+)	001067
Assistant Legal Counsel Oig(+)	008867	Ast.Division Chief, Rer(+)	002528
Assistant Portfolio Manager(+)	000330	Audit Manager(+)	000910
Assistant Property Appraiser(+)	000193	Audit Mgr Off Inspec Gen(+)	008860
Assistant Protocol Spec(+)	008574	Audit Supervisor(+)	000908
Assistant Records Manager(+)	004032	Audit Supervisor, Oig(+)	008863
Assistant Tax Collector(+)	000370	Auditor Off Inspector Gen(+)	008858
Assistant Theater Director(+)	008921	Auditor, Mdc E&Pt(+)	008830
Assistant To The Chief(+)	000692	Auto Equip Operator 1	006205
Assistant Zoo Superintendent(+)	007379	Auto Equip Operator 2	006206
Assistant to Port Director	001502	Auto Equip Operator 3	006207
Assoc Edp Auditor(+)	000911	Automotive Services Specialist	000262
Associate Auditor(+)	000904	Auxiliary Airport Specialist	005372
Associate Medical Examiner	002991	Auxillary Airport Coordinator	005373
Associate Zoo Veterinarian(+)	007471	Av Business Systems Spec(+)	005240
Asst Dir, Strat Procurement(+)	000175	Av Cargo Infra Dev Advisor(+)	005230
Asst Div Dir, Cash Mgmt(+)	000347	Av Customer Service Sup(+)	005207
Asst Div Dir, Credit & Coll(+)	000399	Av Digital Strag & Innov Advi(+)	005236
Asst Property Appraiser, Admin(+)	000055	Av Facilities Financial Coor(+)	005232
Asst To The Sr Adv For Policy(+)	008721	Av Financial & Perf Admin(+)	005285
Asst Zoo Registrar & Rcrds Crd	007406	Av Fueling Systems Sup(+)	005242
Asst to the OMB Sr Advisor(+)	000862	Av Int Design & Space Plan Sup(+)	005219
Ast Central Depository Mgr(+)	004072	Av Maint Services Supt(+)	005263
Ast Dir, Comm & Customer Exp(+)	001196	Av Marketing Spec(+)	005234
Ast Inspector Gen For Ins Oig(+)	008854	Av Protocol Specialist	005361
Ast Theater Production Mgr(+)	008934	Av Security Coor(+)	005288
Ast To The Deputy Director(+)	000295	Av Small Business Strag Adv(+)	005180
Ast Agenda Coor(+)	000738	Av Spt Compliance Coor(+)	005315
Ast Analyst Oig(+)	008853	Av Sr Infrastructure Sys Eng(+)	005349
Ast Auditor(+)	000902	Av Sr Procurement Cont Ofc(+)	005297
Ast Business Analyst(+)	000853	Av Technical Svc Sup(+)	005233
Ast Cf, Strategic Bus Plan Div(+)	007389	Av Telecommunications Sys Sup(+)	005278
Ast Cf,Hr Comp & Job Analysis(+)	000449	Av Volunteer Info Prog Coor(+)	005251
Ast Chief Of Security Isd(+)	006461	Av Warehouse & Purchasing Sup(+)	005277
Ast Com Dir, Off Of The Mayor(+)	008722	Avia Planner(+)	005284
Ast County Attorney 1(+)	008551	Avia Trade Development Coor(+)	005235
Ast County Attorney 2(+)	008552	Aviation A/E Administrator(+)	005298
Ast County Attorney 3(+)	008554	Aviation Contracts & Mtrls Mgr(+)	005301
Ast County Attorney 4(+)	008556	Aviation Contracts Analyst(+)	005302
Ast Dep Sup Elec Eltrc Voting(+)	002420	Aviation Cost Analyst(+)	005118
Ast Dep Sup Of Elections(+)	002419	Aviation Ops Strategic Manager(+)	005299
Ast Deputy Sup Elec,Poll&Trng(+)	002437	Aviation Projects Dev Coor(+)	005293
Ast Dir Aviation(+)	005182	Aviation Property Manager(+)	005210
Ast Dir C&R(+)	004694	Aviation Real Estate Manager(+)	005136
Ast Dir Ca&Hsd 1(+)	003291	Aviation Security Admin(+)	005289
Ast Dir Ca&Hsd 2(+)	003290	Aviation Security Manager(+)	005287
Ast Dir Dtpw(+)	001086	Aviation Senior Cost Manager(+)	005119
Ast Dir Dtpw(+)	008483	Aviation Signage Manager(+)	005286
Ast Dir Dtpw Eng Planning&Dev(+)	008482	Aviation Systems Coordinator(+)	005290
Ast Dir Emer Mgmt(+)	004190	Aviation Trans & Innov Chief(+)	005126
Ast Dir Homeless(+)	008648	Aviations Apm Systems Sup(+)	005279
Ast Dir Itd(+)	001798	BCC Graphic Designer(+)	008617
Ast Dir Library(+)	007197	Bailiff	004790
Ast Dir Mdftr Budget & Planning(+)	004196	Bcc Administrative Assistant(+)	008676
Ast Dir Mdpd(+)	004290	Bcc Administrative Coor(+)	008635
Ast Dir Rer 2(+)	002573	Bcc Administrative Officer 1(+)	008687
Ast Dir Rer1(+)	002572	Bcc Administrative Officer 2(+)	008691
Ast Dir Seaport Capital Dev(+)	001487	Bcc Administrative Officer 3(+)	008692
Ast Dir Seaport Finance Admin(+)	001489	Bcc Associate Auditor(+)	008656
Ast Dir W&S(+)	005984	Bcc Associate Research Analyst(+)	008693
Ast Dir, Lib Col & Spc Svc(+)	007198	Bcc Audit Manager(+)	008658
Ast Dir, PA Human Resources(+)	000061	Bcc Audit Supervisor(+)	008646

MIAMI-DADE COUNTY, FLORIDA

PAY PLAN
ALPHABETICAL INDEX

JOB TITLE	JOB CODE NUMBER	JOB TITLE	JOB CODE NUMBER
Bcc Clerical Specialist(+)	008628	C&R Inmate Property Mgr(+)	004555
Bcc Community Liaison Officer(+)	008575	C&R Inmate Services Admin(+)	004550
Bcc Deputy Chief Of Staff(+)	008702	C&R Inmate Svc Tech	004522
Bcc Dir Policy & Legislation(+)	008680	C&R Inmate Telephone Sys Admin(+)	004508
Bcc District Coordinator(+)	008677	C&R Intelligence Analyst(+)	004533
Bcc District Legislative Dir(+)	008590	C&R Investigations Spec 1	004535
Bcc Executive Director(+)	008703	C&R Investigations Spec 2(+)	004536
Bcc Financial Analyst 1(+)	008666	C&R Jail Population Mgmt Spec	004560
Bcc Financial Analyst 2(+)	008667	C&R Laundry Specialist	004545
Bcc Financial Analyst 3(+)	008688	C&R Legal Advisor(+)	004614
Bcc Financial Coordinator(+)	008689	C&R Medical Compliance Coord(+)	004566
Bcc Financial Manager(+)	008690	C&R Pre-Trial Svc Officer 1(+)	004541
Bcc Global Engagement Officer(+)	008642	C&R Pre-Trial Svc Officer 2(+)	004542
Bcc Intergovernmental Aide(+)	008672	C&R Pre-Trial Svc Tech	004540
Bcc Legislation Research Mgr(+)	008681	C&R Property Room Sup	004516
Bcc Legislative Aide(+)	008576	C&R Public Affairs Manager(+)	004613
Bcc Legislative Supervisor(+)	008627	C&R Senior Legal Advisor(+)	004616
Bcc Media&Pub Relations Spec(+)	008589	C&R Supply Spec	004552
Bcc Research Analyst(+)	008670	C&R Supply Sup	004553
Bcc Senior Financial Analyst(+)	008668	C&R Trade Superintendent(+)	004557
Bcc Senior Research Analyst(+)	008655	C&R Warehouse Supervisor(+)	004556
Bcc Sr Auditor(+)	008657	CAHSD Doctoral Intern	003094
Bcc Sr Finan & System Analyst(+)	008698	CAHSD Proc & Contracts Mgr(+)	003257
Bcc Systems Support Spec(+)	008626	CF DSWM BUS DEV & CONT MGMT(+)	006359
Beach Operations & Maint Sup(+)	007369	CF Sea Mrkt Off/MD Dir of Mrkt(+)	001503
Beach Safety Manager(+)	007270	CF, CCED Creative & Brnd Svcs(+)	002566
Benefits Representative	001934	CF, CCED Engmt & Client Svcs(+)	002565
Benefits Supervisor(+)	001938	CITT Cust Advocate Prog Coordi	008407
Biologist 1(+)	001530	COE Paralegal	008799
Biologist 2(+)	001531	CUA Gallery Manager(+)	008936
Biologist 3(+)	001532	Ca&Hsd Sr Legal Advisor Superv(+)	003787
Biscayne Bay Program Manager(+)	001585	Ca&Hsd Business Process Spec(+)	003715
Bldg Field Unit Supervisor	002107	Ca&Hsd Food Svc Oper Mgr(+)	003732
Bldg Inspector	002105	Ca&Hsd Legal Advisor(+)	003786
Bldg Management Sys Supt(+)	006436	Ca&Hsd Nutrition Svc Coord(+)	003756
Bldg Mgmt Systems Operator 2	006434	Ca&Hsd Nutrition Svc Sup(+)	003755
Bldg Plans Processor(+)	002167	Ca&Hsd Section Manager(+)	003026
Bldg Trade Section Sup(+)	002186	Ca&Hsd Self-Help Team Mgr(+)	003780
Bond Accountant 1	000384	Ca&Hsd Weathrzttn/Maint Sup 2(+)	003728
Bond Accountant 2(+)	000390	Cabinetmaker	007284
Bond Analyst(+)	000387	Cadastral Tech	001017
Bookmobile Operator	007105	Cadd & Survey Manager(+)	001006
Bridge Operator	006010	Cadd Specialist(+)	001025
Bridge Repairer	006502	Cadd Technician	000078
Bridge Supervisor 1	006051	Campsite Facility Manager(+)	007317
Bridge Supervisor 2(+)	006052	Cao Assistant Agenda Coord(+)	008510
Broadcast Technician	002350	Cao Clerk	008503
Budget Administrator(+)	000841	Cao Dir F/Agenda Coordination(+)	008509
Budget Dir Off Of Comm Auditor(+)	008663	Cao Legal Admin Assiitant(+)	008508
Building Maintenance Supervisor(+)	006469	Cao Legal Clerical Spec	008506
Building Management Assistant	006439	Cao Legal Secretary	008522
Bus Body Tech	008010	Cao Office Manager/Paralegal(+)	008512
Bus General Helper	008001	Cao Paralegal Specialist	008520
Bus Hostler	008002	Cao Procurement Manager(+)	008511
Bus Maint Control Clerk	008031	Capital Imp Proj Analyst(+)	000725
Bus Maint Tech	008006	Capital Inventory Clerk	000223
Bus Operator	008050	Carpenter	006508
Bus Shelter Specialist	008447	Carpenter Sup	006509
Bus Stock Clerk	008035	Carpenter/Roofer	006507
Bus Traffic Control	008110	Cashier 1	000301
Business Analyst(+)	000854	Cashier 2	000302
Business Analyst Manager(+)	000858	Causeway Ops Admin(+)	001285
Business Architect(+)	001749	Causeway Svc Spec	001284
Business Dev Spec 1(+)	003676	Central Deposit Operation Ast(+)	004070
Business Dev Spec 2(+)	003677	Central Depository Manager(+)	004071
Business Mgmt Systems Analyst(+)	000839	Cert Expenditure Prog Admin(+)	004157
Business Permits Spec(+)	000850	Cf Miami-Dade Film&Entertain(+)	002521
Business Resources Coordinator(+)	000277	Cf Av Contracts & Constr(+)	005125
Buyer	000270	Cf Av Fac Initiation Eng(+)	005066
C & R Chief Compliance Officer(+)	004695	Cf Av Maint Utils&Public Works(+)	005069
C & R Food Services Manager(+)	004532	Cf Av Telecommunications(+)	005281
C&R Chaplain&Ministries Coord(+)	004527	Cf Av Terminal Bldg Maint(+)	005071
C&R Commissary Specialist	004526	Cf Budget & Financial Services(+)	000945
C&R Commissary Supervisor(+)	004528	Cf Dswm Mosquito Control(+)	006370
C&R Compliance Coordinator(+)	004612	Cf Dtpw Engineering Division(+)	008384
C&R Cook 1	004509	Cf Dtpw Field/Sys Engineering(+)	008362
C&R Cook 2	004510	Cf Dtpw Infra & Maint Div(+)	008361
C&R Data Analyst	004563	Cf Dtpw Off Of Bud&Perf Report(+)	008478
C&R Facilities Manager(+)	004558	Cf Dtpw Off Safety & Security(+)	008371
C&R Facilities Superintendent(+)	004559	Cf Dtpw Planning & System Dev(+)	008389
C&R Food Service Supervisor 3(+)	004531	Cf Fin Officer Aviation(+)	005181
C&R Food Services Sup 1	004529	Cf Highway Division(+)	001068
C&R Food Services Sup 2(+)	004530	Cf Lib Conctrct Proc & Mat Mgmt(+)	007169
C&R Health&Behavioral Svc Cnsr(+)	004562	Cf Mdc Procurement Officer(+)	000198
C&R Human Resources Commander(+)	004561	Cf Mdfr Budget & Grant Div(+)	004185

MIAMI-DADE COUNTY, FLORIDA

PAY PLAN

ALPHABETICAL INDEX

JOB TITLE	JOB CODE NUMBER	JOB TITLE	JOB CODE NUMBER
Cf Neg/Erp Spec Developer(+)	000196	Chief Seaport Strategy Officer(+)	001491
Cf North Terminal Dev(+)	005176	Chief Seaport Terminal Dev(+)	001495
Cf Of Staff Office Of Chair(+)	008633	Chief Supervisor Metromover(+)	008189
Cf Of Staff(Sr Policy Advisor)(+)	005183	Chief W&S Division(+)	005608
Cf Off Of Sustainability(+)	001581	Chief W&S Labor Relations(+)	005980
Cf Pros Design&Development Div(+)	007388	Chief W&S Plant Operator(+)	005557
Cf Pros Division 2(+)	007387	Chief W&S Strategy Officer(+)	005997
Cf Pros Proc Contracts Mgmt(+)	007381	Chief of Utilities & Infra(+)	001455
Cf Protocol-Recognition Spec(+)	008573	Chief, ASD Fundraising Develop(+)	001175
Cf Quality Assurance Eng Div(+)	008359	Chief, AV Facilities Maint Adm(+)	005228
Cf Rer Directv&Beach Prog Coord(+)	001566	Chief, Animal Services Div(+)	001169
Cf Rer Zoning&Pw Plan Rev Div(+)	002054	Chief, CCED Digital Media Svcs(+)	002355
Cf Seaport Acct&Finance Div(+)	001466	Chief, Corrections & Forensics(+)	008772
Cf Seaport Design Services(+)	001474	Chief, DTPW Strategy Officer(+)	008492
Cf Seaport Mgmt&Budget Div(+)	001483	Chief, Digital Communications(+)	002562
Cf Seaport Security Enf(+)	001493	Chief, Dtpw Capital Imp Div(+)	008364
Cf Sp Nav & Sustainability(+)	001482	Chief, Dtpw Construction(+)	008392
Cf Sup Guideway Inspection(+)	008196	Chief, Dtpw Division 2(+)	008332
Cf Sup Inspection & Repair(+)	008182	Chief, Dtpw Multimodal Dev Sec(+)	008386
Cf Sup Rail Shop Maintenance(+)	008176	Chief, Dtpw Right Of Way(+)	008372
Cf Sup Rail Structural Maint(+)	008181	Chief, Human Resources Div(+)	000415
Cf Sup Rail Track Maint(+)	008185	Chief, ISD Facilities Mgmt(+)	006488
Cf Sup Rail Traffic Control(+)	008161	Chief, ISD Fiscal Management(+)	000281
Cf Sup Rail Transportation(+)	008162	Chief, Isd Policy & Office Ops(+)	000283
Cf Sup Rail Vehicle Repair(+)	008169	Chief, Leg&Intergov Affairs(+)	008310
Cf Sup Train Ctrl&Traction Pwr(+)	008175	Chief, Pa Info Services Div(+)	000153
Cf Traffic Eng Division(+)	001069	Chief, Planning Division(+)	002016
Cf Traffic Signals & Signs Div(+)	001070	Chief, Pros Division 1(+)	007384
Cf W&S Meter Ops & Maint(+)	005946	Chief, Pros Division 3(+)	007385
Cf Ws Small Bus Initiative Svc(+)	005959	Chief, RER Env Regulatory Svc(+)	002580
Cf, Asd Budget, Finance & Lic(+)	001174	Chief, Rer Code Coordination(+)	001568
Cf, Av Risk Mgmt& Support Svc(+)	005109	Chief, Rer Metro Planning(+)	002017
Cf, Aviation Planning(+)	005135	Chief, Rer Structural Safety(+)	002242
Cf, Aviation Professional Comp(+)	005024	Chief, Seaport Facil Maint Eng(+)	001458
Cf, Cua Finance & Budget Div(+)	008918	Chief, Seaport Project Ctrl(+)	001457
Cf, DTPW Proj Mgmt Sppt Div(+)	008485	Chief, Work Program(+)	008486
Cf, Dtpw Contract Svc Div(+)	008304	Chief, Lib Marketing & Dev Serv(+)	007164
Cf, Dtpw Division 1(+)	008331	Circulation Svc Sup	007126
Cf, Isd Legislative & Bus Svc(+)	000273	Citt Administrative Secretary	008404
Cf, Isd Parking & Audit Sect(+)	006463	Citt Assistant Director(+)	008402
Cf, Seaport Constr & Maint Div(+)	001465	Citt Chief Communications Ofc(+)	008411
Cf, Seaport Cont Proc&Mat Mgmt(+)	001464	Citt Community Engagement Mgr(+)	008413
Cf, Seaport Financial Perf(+)	001494	Citt Deputy Director(+)	008401
Cf, Sp Planning & Property Dev(+)	001473	Citt Financial Manager(+)	008410
Cf, W&S Intgov Aff & A/E Ctrcs(+)	005988	Citt Special Projects Admin 1(+)	008408
Cf,Dtpw Off Civ Rgts&Labor Rel(+)	008309	Citt Special Projects Admin 2(+)	008409
Cf,Dtpw Transport Enhancements(+)	008370	Citt Sr Executive Secretary	008406
Cf,Isd Client Engagement Svc(+)	000275	Citt Strategic Planning Analys(+)	008412
Cf,Isd Program Mgmt Office(+)	000279	Claims Administrator(+)	001918
Cf,Mdpd Executive Ops Division(+)	004285	Claims Representative 1	001903
Cf,One Water Ofcr & Dir Of Inv(+)	005996	Claims Representative 2	001904
Cf,Swm Lbr Rel, Safety & Trn(+)	006351	Clerical Specialist Off Of Chr(+)	008631
Cfws Procurement&Material Mgmt(+)	005978	Clerk 2	000011
Ch Ca&Hsd(+)	003282	Clerk 3	000012
Ch Environ/Ed And Comm Off(+)	001570	Clerk 4	000013
Ch, CAHSD Qual Ass & Ctrl(+)	003285	Clerk Circuit & County Court(+)	004099
Ch, Hr Comp & Job Analysis(+)	000450	Clerk Of Board Admtv Aide(+)	004045
Ch,Phcd Community Development(+)	003586	Clerk Office Of Inspector Gen(+)	008852
Ch,Seaport Const Mgt Services(+)	001456	Clerk'S Assist. Finance Direct(+)	004007
Chemist 1(+)	001525	Clerk'S Chief Information Ofc(+)	004095
Chemist 2(+)	001526	Clerk'S Finance Director(+)	004008
Chemist 3(+)	001527	Clerk'S General Counsel(+)	004078
Chf, W&S Ofc Of Public Engmt(+)	005979	Clinical Psychologist 1(+)	003117
Chief Bailiff(+)	004791	Clinical Psychologist 2(+)	003118
Chief Community Svc Officer(+)	008774	Clinical Psychologist 3(+)	003119
Chief Court Security Ofc(+)	004822	Clinical Social Worker(+)	003112
Chief External Affairs Officer(+)	008311	Cnty Outreach Coord, Comm E&Pt(+)	008816
Chief Financial Officer(+)	008491	Coc Recording Elec Ops Spec	003906
Chief Financial Officer(+)	008769	Code Enforcement Manager(+)	004081
Chief Fire Marshal(+)	004107	Code Enforcement Supv	004063
Chief Fire Officer	004111	College Intern	000227
Chief Heat Officer(+)	001582	Com Social Media Coordinator(+)	002349
Chief Innov Eco Dev Officer(+)	002575	Comm Affairs & Pub Info Spec(+)	008815
Chief Integrity Officer(+)	008778	Comm Auditor Admin Ast(+)	008659
Chief Mdc Bay Officer(+)	008695	Comm Auditor Sr Exec Sec	008651
Chief Of Staff(+)	008624	Comm Info Systems Analyst(+)	001687
Chief Of Staff,Clerk Of Courts(+)	004094	Comm Legislative Assistant(+)	008650
Chief Of Veterinary Services(+)	001165	Comm Tel Console Operator(+)	008684
Chief Operations Officer(+)	008773	Comm,Mdpd Inform Services(+)	004260
Chief Portfolio Manager(+)	000332	Commander, Police Legal Bureau(+)	004261
Chief RER, Reg Ind & Public Off(+)	002577	Commission Aide(+)	008615
Chief Real Estate Officer(+)	003557	Commission Auditor(+)	008661
Chief Rer Resilience Officer(+)	001579	Commission Legislative Aide(+)	008654
Chief Scientific Officer(+)	004254	Commission Media Aide(+)	008636
Chief Seaport Engineer(+)	001499	Commission Office Assistant	008614

MIAMI-DADE COUNTY, FLORIDA

PAY PLAN

ALPHABETICAL INDEX

JOB TITLE	JOB CODE NUMBER	JOB TITLE	JOB CODE NUMBER
Commission Public Aff Coord(+)	008616	Court Records Spec 1	004029
Commission Reporter	004044	Court Records Spec 2	004030
Commissioner Miami Dade Cty(+)	008660	Court Records Sup 1	004060
Communication Advertising Spec(+)	002327	Court Records Sup 2(+)	004061
Communication Svc Rep 1	001724	Court Records Sup 3(+)	004062
Communication Svc Rep 2	001725	Courtroom Clerk 1	004055
Communications Manager(+)	002529	Courtroom Clerk 2	004056
Community Advocacy Prog Ofc 1(+)	003884	Courts Accountant 4(+)	004059
Community Advocacy Prog Ofc 2(+)	003385	Courts Administrative Coord(+)	004005
Community Aff Spec Mdc E&Pt(+)	008662	Courts Admtv Secretary	004053
Community Engagemnt Coord(+)	007119	Courts Appearance Bond Spec	004051
Community Family Svc Worker	003138	Courts Assistant Hr Manager(+)	003909
Community Image Manager(+)	001049	Courts Audit Manager(+)	004021
Comptroller(+)	004068	Courts Audit Operations Managr(+)	003910
Computer Operations Spec 2	001819	Courts Auditor(+)	004019
Computer Operations Sup(+)	001821	Courts Business Analyst(+)	004048
Computer Ops Support Clerk 2	001801	Courts Clerc Operations Spec	004050
Computer Services Mgr(+)	001847	Courts Comptroller Admin Aide(+)	004034
Computer Services Senior Mgr(+)	001848	Courts Cont & Procurement Ofc(+)	004013
Computer Technician 1	001826	Courts Division Asst Director(+)	004089
Computer Technician 2	001827	Courts Electronic Ops Spec	004018
Computer Technician Sup(+)	001830	Courts Evidence Records Spec	004017
Conservation & Research Spec(+)	007297	Courts Financial Analyst(+)	004022
Console Security Officer	006459	Courts Financial Ops Officer(+)	004009
Constituent Affairs Spec(+)	008712	Courts Hr Admtv Assistant	004037
Constituent Services Spec(+)	001186	Courts Hr Assistant(+)	004035
Constr & Renovation Specialist	006424	Courts Hr Manager(+)	004090
Constr Contracts Spec Sup(+)	000266	Courts Hr Officer(+)	003904
Construction Contracts Spec(+)	000265	Courts Hr Operations Spec 1	003901
Construction Cost Estimator 1	006452	Courts Hr Operations Specialis(+)	003902
Construction Cost Estimator 2(+)	006453	Courts Hr Supervisor(+)	003903
Construction Field Rep(+)	006601	Courts Human Res & Prog Mgr(+)	004091
Construction Manager 1(+)	006610	Courts Jury Pool Manager(+)	004023
Construction Manager 2(+)	006611	Courts Legal Operations Aide(+)	004058
Construction Manager 3(+)	006612	Courts Mail Center Clerk	004014
Construction Specific Writer(+)	001026	Courts Mail Center Sup	004015
Construction&Renovation Sup 1(+)	006426	Courts Mail Operations Ast(+)	004031
Construction&Renovation Sup 2(+)	006427	Courts Mail Operations Officer(+)	004016
Consumer Advocate(+)	002560	Courts Mail Operations Officer(+)	004054
Consumer Prot Enf Officer	002534	Courts Procurement Manager(+)	004086
Consumer Protection Invst Anl(+)	002546	Courts Procurement Officer	004011
Consumer Svc Customer Clk	002502	Courts Procurement Svc Ast	004036
Cont Certification Spec 1	003625	Courts Project Manager(+)	004065
Cont Certification Spec 2(+)	003626	Courts Public Info Officer(+)	004083
Contract Certification Coord(+)	003620	Courts Senior Auditor(+)	004020
Contracts Compliance Spec 1	000876	Courts Senior Hr Officer(+)	003905
Contracts Compliance Spec 2(+)	000877	Courts Special Project Admin(+)	004087
Contracts Officer(+)	003820	Courts Sr Procurement Ofc(+)	004012
Contracts Oversight Spec Oig(+)	008808	Courts Staff Attorney(+)	004097
Contracts Oversight Superv Oig(+)	008810	Crane & Maint Supply Sup	001342
Controller(+)	000377	Credit & Col Fin Sect Mgr(+)	000355
Controller Dswm(+)	006356	Credit & Col Sect Asst Mgr(+)	000363
Convention/Tourist Tax Examine(+)	000338	Credit & Collections Rep	000311
Cook 1	006086	Credit & Collections Sup(+)	000309
Cook 2	006087	Credit&Collection Recovery Clk	000313
Cook 3	006088	Criminalist 1	004245
Correctional Aide	004519	Criminalist 2	004246
Correctional Captain(+)	004506	Crisis Counselor(+)	004123
Correctional Corporal	004503	Crts Traf&Misd.Administ. Aide(+)	004039
Correctional Counselor 1(+)	004523	Cua Building Manager	008969
Correctional Counselor 2(+)	004524	Cua Capital Contract Manager(+)	008923
Correctional Lieutenant(+)	004505	Cua Chief Of Administration(+)	008911
Correctional Officer	004502	Cul Aff Const Project Manager(+)	008916
Correctional Prop Custodian	004515	Cult Affrs Financial Svc Mgr(+)	008910
Correctional Sergeant	004504	Cultural Aff, Mkt&Pub Aff Ofc(+)	008912
Corrections Bureau Commander(+)	004692	Cultural Affairs Cap Proj Cf(+)	008914
Corrections Division Chief(+)	004693	Cultural Affairs Instructor(+)	008909
Corrections Fire Insp Spec	004549	Cultural Affairs Program Mgr(+)	008908
Corrections Technician	004520	Cultural Affairs Proj Admin(+)	008917
Counselor For Disabled	003202	Cultural Affairs Proj Mgr(+)	008915
County Attorney(+)	008570	Culutral Affairs Project Chief(+)	008913
County Attorney Law Clerk(+)	008521	Curator Of Birds(+)	007410
County Comm Clerical Spec(+)	008629	Curator Of Ectotherms(+)	007411
County Commission Clerk 1	004040	Curriculum Specialist(+)	003710
County Commission Clerk 2	004041	Custodial Worker 1	006001
County Commission Clerk 3	004042	Custodial Worker 2	006002
County Exec Office Clerk	008715	Custodial Worker Sup 1	006004
County Recorder Assistant Cf(+)	004064	Custodial Worker Sup 2	006005
County Recorder Chief(+)	004073	Customer Service Mgr(+)	005906
Court Division Director(+)	004079	Customer Service Sup 1	005904
Court Legal Advisor 1(+)	004842	Customer Service Sup 2(+)	005905
Court Legal Advisor 2(+)	004843	DE Admissions Suprevisor(+)	007296
Court Legal Advisor 3(+)	004844	DE Business Ops Manager(+)	007291
Court Operations Officer 1(+)	004001	DE Conser. & Learning Prog Mgr(+)	007273
Court Operations Officer 2(+)	004002	DE HP & Curatorial Manager(+)	007276

MIAMI-DADE COUNTY, FLORIDA

PAY PLAN
ALPHABETICAL INDEX

JOB TITLE	JOB CODE NUMBER	JOB TITLE	JOB CODE NUMBER
DE Operations Specialist(+)	007294	Dir Legal Aid Society(+)	004920
DE Sales & Marketing Manager(+)	007295	Dir Mdc E & Ptc(+)	008840
DIR Strategic Procurement DEPT(+)	000180	Dir Neighborhood Safety Div(+)	003286
DIV DIR, FIN BUS SOLN SPT(+)	000372	Dir Of Constituent Services(+)	008751
DSWM Ops Mgmt&Route Perf Coor(+)	006340	Dir Of Lab Medical Examiner(+)	002938
DSWM Resiliency Program COOR(+)	006321	Dir Of Libraries(+)	007199
DTPW Engineering Plan Reviewer	001014	Dir Of Ops Medical Examiner(+)	002976
DTPW Permits Supervisor(+)	006335	Dir Of Spc Proj & Cmty Engmt(+)	008777
DTPW Road & Bridges Maint Mgr	008307	Dir Off Of Intergov Affairs(+)	008765
DTPW Systems Planning Manager(+)	008329	Dir Omb(+)	000869
DTPW Vision Zero Program Mgr(+)	008305	Dir Pa Technical Support Div(+)	000148
Data Entry Specialist 1	000015	Dir Phcd(+)	003599
Data Entry Specialist 2	000016	Dir Pros Fund Dev&Interg Aff(+)	007392
Data Entry Supervisor	000018	Dir Rehabilitative Svc Div(+)	003287
Database Administrator(+)	001868	Dir Rer Compliance Division(+)	002195
Database Manager(+)	001875	Dir Rer Info & Perm Spt Div(+)	002267
Deering Est Ground Maint Coor	007356	Dir Resiliency & Planning Impl(+)	000793
Deering Est Nat Res Prog Mgr(+)	007351	Dir Seaport Gov & Intl Affairs(+)	001467
Deering Estate Business Mgr(+)	007350	Dir Shared Services Prog(+)	001770
Deering Estate Exhibition Coor(+)	007269	Dir Workforce Business Ops(+)	003862
Deering Estate Registrar	007290	Dir, Cooperative Extension Div(+)	002571
Deering Estate Reno&Restr Tech	007228	Dir, Mayor's Commun&Ext Aff(+)	008718
Deering Estate Safety& Sec Sup	007227	Dir, Md Animal Services Dept(+)	001168
Deering Estate Spc Events Coor(+)	007275	Dir, Md Aviation Department(+)	005197
Dep Cf Of Staff Off Of Chair(+)	008634	Dir, Md Water & Sewer Dept(+)	005999
Dep Cf/Dir Forensic Path Svc(+)	002992	Dir, Public Housing Division(+)	003581
Dep Comptroller Ckt & Cty Crts(+)	004067	Dir, Reg & Eco Res (Rer)(+)	002574
Dep Dir Audit & Mgmt Serv(+)	000938	Dir,Fin,Comp, & Admin Division(+)	000373
Dep Dir Avia Business Dev & Ad(+)	005195	Dir,Finance Credit & Coll. Div(+)	000342
Dep Dir Dtpw Operations(+)	008500	Dir,Off Of The Chr, Med Div(+)	008639
Dep Dir Md Aviation Dept(+)	005196	Dir,Parks,Rec & Open Spaces(+)	007399
Dep Dir Miami Dade Police Dept(+)	004297	Director Isd(+)	000288
Dep Dir, Dept Of Cultural Aff(+)	008919	Director Md Police Department(+)	004298
Dep Dir, Mdc Corr&Rehab Dept(+)	004697	Director Of Data Analytics(+)	008871
Dep Dir, Omb(+)	000868	Director Of Law Library(+)	004949
Dep Dir, Rer Regulatory Svc(+)	002198	Director of Legal & Jury Opera(+)	004033
Dep General Counsel Coe(+)	008766	Director, Citizenship Services(+)	003031
Dep Inspector Gen, Oig(+)	008869	Director, Clerk Of The Board(+)	004077
Dep W&S Director(+)	005995	Director, Comm & Customer Exp(+)	001199
Dep. Dir. of Equity & Engmt(+)	008779	Director, Dswm(+)	006398
Department Adv, Itc Exec Dir(+)	008699	Director, Housing Advocacy Div(+)	002561
Department Safety Supervisor(+)	001965	Director, Human Resources Dept(+)	000456
Departmental Ada Coordinator(+)	000889	Director, OEM(+)	004155
Departmental Admin Coor	000272	Director, Pa Division(+)	000145
Departmental Procurement Sup(+)	008466	Director, Pa Human Resources(+)	000056
Dept Assistant Controller(+)	000849	Director, Tax Collector(+)	000364
Dept Contracts&Procurement Mgr(+)	008465	Director, Tpo(+)	000769
Dept Personnel Rcrd Ofc	000207	Disabled Services Specialist(+)	003214
Dept Records Supervisor(+)	000809	District 9 Dep Chief Of Staff(+)	008578
Deputy Adm. Mobil. Mgmt & Impl(+)	000753	District Community Liaison(+)	008679
Deputy Director Seaport(+)	001497	District Special Assistant(+)	008678
Deputy Director, Dtpw(+)	008498	Div Cf Recovery & Mitigation(+)	001590
Deputy Director, Hr(+)	000464	Div Dir Dswm Bud & Perf Trk(+)	006371
Deputy Director, Isd(+)	000299	Div Dir Dswm Tech Svc & Env Aff(+)	006372
Deputy Director, Itd(+)	001788	Div Dir, 311 Com Dept(+)	001193
Deputy Director, Mdeat(+)	003358	Div Dir, Boards & Code Adminst(+)	002532
Deputy Director, PHCD(+)	003598	Div Dir, Emergency Mgmt(+)	004172
Deputy Director, Pros(+)	007398	Div Dir, Isd Small Bus Dev(+)	000293
Deputy Director,Dswm(+)	006393	Div Dir, Jsd Admtv Spt & Res(+)	004400
Deputy Finance Director(+)	000397	Div Director 1 Aviation(+)	005039
Deputy Fire Chief(+)	004197	Div Director 2 Aviation(+)	005054
Deputy General Counsel, Oig(+)	008864	Div Director 3 Aviation(+)	005148
Deputy Resilience Officer(+)	001578	Div Director, Me Admin Service(+)	002926
Deputy Supervisor Elections(+)	002423	Div Director, Me Ops Services(+)	002977
Deputy, Property Appraiser(+)	000155	Div Director, W&S Operations(+)	005983
Design Constr Mgr(+)	001577	Div.Mgr,Shelter Svcs & Ops(+)	001156
Development Project Manager(+)	003570	Division Chief 1, Dswm(+)	006367
Development Review Supervisor(+)	002026	Division Chief 2, Dswm(+)	006368
Digital Dir & Mayor Spc. Aide(+)	008767	Division Chief 3, Dswm(+)	006365
Dir Ada Coordination(+)	000286	Division Dir Jsd Operations(+)	004351
Dir Audit & Mgmt Services(+)	000939	Division Director 2 PHCD(+)	003651
Dir Bond Administration Div(+)	000389	Division Director 2,Isd(+)	000289
Dir Building Trade Division(+)	002192	Division Director Itd(+)	001786
Dir Ca&Hsd(+)	003292	Division Director, Phcd(+)	003650
Dir Ca&Hsd Div(+)	003270	Division Director, Tax Coll(+)	000366
Dir Ca&Hsd Enegy Prog Div(+)	003788	Division, Director, Fimd(+)	000292
Dir Ca&Hsd Fiscal Mgmt Div(+)	003785	Dpty Sup ElecElectronic Voting(+)	002422
Dir Ca&Hsd Great Mia Svc Corp(+)	003764	Dr, Md Seaport Department(+)	001498
Dir Ca&Hsd Self-Help Instit Di(+)	003782	Dr,Clk Strag Mgt & Budget Divi(+)	004069
Dir Cash Management Div(+)	000386	Dr,Ex-Officio Operation Divisi(+)	003908
Dir Civic & Philanthropic Ptp(+)	008775	Dr,Tech Serv, Circuit&Co Court(+)	004075
Dir Crt Hum Res & Admtv Svc(+)	004092	Drafting Specialist	001003
Dir Dept Of Corr & Rehab(+)	004698	Driver Attendant	002832
Dir Dept Of Cultural Affairs(+)	008920	Driver Messenger	006202
Dir Juvenile Services Dept(+)	004390	Dsmw Recycling Manager(+)	006342

MIAMI-DADE COUNTY, FLORIDA

PAY PLAN
ALPHABETICAL INDEX

JOB TITLE	JOB CODE NUMBER	JOB TITLE	JOB CODE NUMBER
Dswm Collection Specialist	006343	Dtpw Service Clerk	008292
Dswm Contract Compliance Sup(+)	006337	Dtpw Service Specialist 1	008278
Dswm Contracts Comp Analyst(+)	006336	Dtpw Service Specialist 2(+)	008279
Dswm Credit&Collections Mgr(+)	006344	Dtpw Stock Control Officer	008118
Dswm Enf & Collections Clerk	006327	Dtpw Superintendent(+)	008471
Dswm Environmental Affairs Mgr(+)	006363	Dtpw Supervisor	008102
Dswm Fleet Maintenance Coord(+)	006317	Dtpw System Safety Manager(+)	008366
Dswm Home Chemical Sup(+)	006323	Dtpw System Safety Sup(+)	008365
Dswm Illegal Dump Enf Supervis	006325	Dtpw Welder	008022
Dswm Illegal Dumping Enf Ofc	006324	Dtpw Yard Sup	008133
Dswm Intergov Affairs Coord(+)	006364	Dtpw, Director(+)	008499
Dswm Landfill Ops Supervisor	006320	Dtpw,Plans,Review,&Des Manager(+)	008327
Dswm Landfill Superintendent(+)	006347	Duplicating Equip Operator	001280
Dswm Maintenance Supt(+)	006366	Duplication Equipment Sup	001282
Dswm Resource & Recovery Admin(+)	006354	EM Executive Officer(+)	004144
Dswm Section Manager(+)	006334	EMS Quality Data Specialist(+)	004153
Dtpw Body Paint Shop Sup	008129	Eco Dev Initiative Analyst(+)	002582
Dtpw Const&Facilities Monitor	008202	Economic & Business Dev Mgr(+)	002531
Dtpw Contracts Compliance Ofc(+)	008232	Edp Audit Manager(+)	000915
Dtpw Controller(+)	008474	Education And Outreach Manager(+)	008955
Dtpw Currency Processor	008201	Education Svc Mgr(+)	003714
Dtpw Easy Card Financial Mgr(+)	008274	Elec Campaign Qualifying Coord	002401
Dtpw Easy Card Services Coord(+)	008286	Elec E-Verify Seasonal Clerk	002406
Dtpw Electronic Tech/Lab	008052	Elec Mgr, Budget & Accounting(+)	002426
Dtpw Electronic Tech	008083	Elections Fin Projects Manager(+)	002408
Dtpw Electronic Tech Sup	008144	Elections Gis Specialist	002400
Dtpw Electronic Tech/Radio	008084	Elections Logistics Sup	002409
Dtpw Electronic Tech/Sys	008085	Elections Logistics Technician	002414
Dtpw Elevator Contracts Sup(+)	008122	Elections Operations Admin(+)	002425
Dtpw Eligibility Supervisor	008283	Elections Polling Places Spec	002402
Dtpw Fac Maint Control Clk	008032	Elections Procedures Spec	002403
Dtpw Facilities Equip Tech	008021	Elections Section Manager(+)	002436
Dtpw Facilities Repairer	008033	Elections Supervisor	002412
Dtpw Facilities Superintendent(+)	008136	Elections Support Specialist	002404
Dtpw Facilities Supervisor	008135	Elections Tabulation Manager(+)	002435
Dtpw Field Tech 1	008276	Electrical Field Unit Sup	002129
Dtpw Field Test Engineer(+)	008358	Electrical Inspector	002125
Dtpw Fin Review & Auditing Sup(+)	008325	Electrical Plans Processor(+)	002168
Dtpw General Superintendent(+)	008473	Electrician	006510
Dtpw Hydraulics Mechanic	001013	Electrician Supervisor	006512
Dtpw Infrastructure Manager(+)	006616	Electronic Document Tech	000040
Dtpw Inventory Control Spec	008229	Electronic Elect Equip Tech 1	006572
Dtpw Licensing Clerk	008203	Electronic Elect Equip Tech 2	006573
Dtpw Loss Prevention Coord(+)	008259	Electronic Electric Equip Sup	006574
Dtpw Maint Prod Coord(+)	008132	Electronic Parts Specialist	000206
Dtpw Mechanic Shop Sup	008127	Elevator Contract Coordinator(+)	006472
Dtpw New Business Admin(+)	008339	Elevator Contract Specialist(+)	006474
Dtpw Operation Supervisor	008108	Elevator Field Inspector Sup	002103
Dtpw Operations Administrator(+)	008285	Elevator Inspector	002101
Dtpw Operations Coordinator(+)	008470	Elevator Processing Spec	002102
Dtpw Operations Officer(+)	008284	Elevator Regulation Code Sup(+)	002100
Dtpw Operations Scheduler	008113	Elevator Section Manager(+)	002190
Dtpw Ops/Maint Instructor	008106	Elevator Section Supervisor(+)	002189
Dtpw Ops/Maint Training Sup	008107	Eligibility Interviewer	003001
Dtpw Paratransit Spt Spec 1(+)	008287	Eligibility Supervisor	003012
Dtpw Paratransit Spt Spec 2(+)	008288	Emd Quality Assurance Spec 1(+)	004143
Dtpw Paratransit Operations Sup	008293	Emd Quality Assurance Spec 2(+)	004145
Dtpw Planner 1(+)	008270	Emergency Management Planner(+)	004175
Dtpw Planner 2(+)	008271	Emergency Management Spec(+)	004179
Dtpw Planning Section Sup(+)	008273	Emergency Mgmt Coord(+)	004170
Dtpw Prking Enforcemnt Spec	008210	Emergency Mgmt Intern	004177
Dtpw Professional Cont Spec(+)	001036	Emergency Mgmt Warehouse Coord(+)	004171
Dtpw Projects Inspector 1	001223	Eminent Domain Administrator(+)	008518
Dtpw Projects Inspector 2	001224	Employee Recognition Coord(+)	002310
Dtpw Property Management Sup(+)	008266	Employee Development Spec(+)	000442
Dtpw Property Manager(+)	008265	Employee Recognition Assistant	002309
Dtpw Purchasing & Stores Sup	008120	Ems Quality Assurance Admin(+)	004146
Dtpw Quality Assurance Analyst(+)	008277	Ems Support Clerk	004128
Dtpw Quality Assurance Spec	008241	Energy Management Analyst(+)	001587
Dtpw Rail Veh Tech/Trk&Guidewy	008055	Energy Management Specialist(+)	000782
Dtpw Rev Collections Sup 1	008220	Enforcement Supervisor(+)	002547
Dtpw Rev Collections Sup 2	008222	Engineer 1(+)	001020
Dtpw Rev Collector	008042	Engineer 2(+)	001021
Dtpw Revenue Processing Clerk	008215	Engineer 3(+)	001022
Dtpw Revenue Processing Sup 1	008216	Engineer 4(+)	001023
Dtpw Revenue Processing Sup 2	008218	Engineering Survey Tech 1	001010
Dtpw Safety Officer(+)	008207	Engineering Survey Tech 2	001011
Dtpw Section Chief(+)	008321	Engineering Survey Tech Sup	001012
Dtpw Section Manager(+)	008382	Env Code Enforcement Coord(+)	002213
Dtpw Security Manager(+)	008263	Env Resources Policy Advisor(+)	002576
Dtpw Security Program Sup(+)	008264	Environmental Code Enf Ofc 1(+)	001547
Dtpw Senior Facilities Manager(+)	008326	Environmental Code Enf Ofc 2(+)	001548
Dtpw Service Center Mgr(+)	008282	Environmental Res Proj Sup(+)	001554
Dtpw Service Center Sup 1(+)	008280	Environmental Resource Ast	001529
Dtpw Service Center Sup 2(+)	008281	Environmental Section Sup(+)	001576

MIAMI-DADE COUNTY, FLORIDA

PAY PLAN
ALPHABETICAL INDEX

JOB TITLE	JOB CODE NUMBER	JOB TITLE	JOB CODE NUMBER
Environmental Specialist Sup(+)	001562	Fire Division Chief(+)	004118
Environmental Technician 2	006361	Fire Executive Officer I(+)	004108
Equity And Inclusion Officer(+)	008776	Fire Executive Officer II(+)	004109
Erp Business Analyst 1(+)	000376	Fire Hydrant Flow Meter Spec	004140
Erp Business Analyst 2(+)	000381	Fire Lieutenant	004105
Erp Business Analyst 3(+)	000382	Fire Management Analyst Admin(+)	004149
Erp Change Mgmt & Training Mgr(+)	001896	Fire Plans Processor(+)	004165
Erp Developer 1(+)	001885	Fire Prevention & Safety Mgr(+)	004167
Erp Developer 2(+)	001886	Fire Rescue Dispatcher	004121
Erp Project Manager(+)	001757	Fire Rescue Dispatcher Sup	004122
Erp Security Administrator 1(+)	001892	Fire Rescue Fleet Support Spec	004117
Erp Security Administrator 2(+)	001893	Fire Rescue Processing Spec 2	004126
Erp Senior Developer(+)	001887	Fire Rescue Processing Spec 1	004132
Erp Systems Administrator(+)	001890	Fire Rescue Section Manager(+)	004173
Erp Systems Support Manager(+)	001891	Fire Rescue Senior Div Mgr(+)	004186
Erp Technical Architect(+)	001895	Fire Rescue Supply Supervisor	004119
Ex-Parte Clerk(+)	004010	Fire Rescue Telecom Coord(+)	004127
Examinations Technician	000524	Fire Safety Specialist 1	004134
Exe Secretary Cty Commissioner(+)	008622	Fire Safety Specialist 2	004135
Exec Aide Cty Commissioner(+)	008588	Fire Supply Bureau Supervisor(+)	004120
Exec Ast To Property Appraiser	000128	Fire&Life Safety Training Rep	004131
Exec Dir Domestic Viol Ov Bd(+)	003267	Fire, Chief Financial Officer(+)	004192
Exec Dir Independent Civ Panel(+)	008674	Firefighter	004101
Exec Dir, Community Advocacy(+)	003390	First Ast County Attorney(+)	008568
Exec Dir, Intl Trade Consort(+)	008701	Fleet Administrative Manager(+)	006138
Exec Dir, Military Aff Board(+)	003789	Fleet Contracts & Proc Manager(+)	006136
Exec Secretary To Clerk	000088	Fleet Management Analyst 1(+)	006126
Executive Assistant(+)	008714	Fleet Management Analyst 2(+)	006127
Executive Assistant To Bcc(+)	008623	Fleet Management Clerk	006124
Executive Asst County Attorney(+)	008557	Fleet Mgmt Ast Facility Sup	006130
Executive Ast Department Dir(+)	004284	Fleet Mgmt Ast Svc Mgr(+)	006132
Executive Ast Mdc E & Ptc(+)	008836	Fleet Mgmt Facility Supervisor	006131
Executive Dir Mdeat(+)	003359	Fleet Mgmt Service Manager(+)	006133
Executive Dir, Homeless Trust(+)	008649	Fleet Mgmt Training Specialist(+)	006135
Executive Dir, Office Of Ctt(+)	008403	Fleet Operations Coordinator(+)	006140
Executive Director SFWIB(+)	003899	Flood Plain Construction Insp	001510
Executive Producer(+)	002337	Flood Plain Program Sup(+)	001511
Executive Secretary	000095	Food Service Manager	006090
Executive Sr Bureau Commander(+)	004265	Food Service Worker 1	006080
FIMD Contrat & Proc Manager(+)	000267	Food Service Worker 2	006081
FIMD Operations & Quality Mgr(+)	006495	Foreclosure & Tax Deed Ops Ast(+)	004052
FIN General Ledger Coordinator(+)	000324	Forensic Evidence Recovery Sup	002917
Facilities Maint Cont Coord(+)	005270	Forensic Evidence Technician	002915
Facilities Maint Cont Spec	005271	Forensic Investigations Ast	002954
Farm Worker Trainee 1	003241	Forensic Investigator	002956
Federal Affairs Coordinator(+)	008669	Forensic Material Specialist	002918
Film & Entertain Permit Coord(+)	007804	Forensic Pathology Fellow	002988
Fin Auditing&Reporting Admin(+)	000378	Forensic Photographer	002942
Fin Credit & Coll Acct Mgr(+)	000339	Forensic Photographer Sup	002944
Fin Gen Fund Reporting Admin(+)	000333	Forensic Records Technician	002905
Fin Proc And Comp Admin(+)	000327	Forensic Technician	002950
Fin Reg Compliance Admin(+)	000396	Forensic/Tox Lab Technician	002933
Finan An Mdc Eth Pub Tr Com(+)	008673	Foster Grandparent	003771
Finance & Budget Admin 1(+)	000838	Foster Grandparent Coord(+)	003752
Finance Account & Budget Admin(+)	000325	Foster Grandparent Sup(+)	003751
Finance And Budget Analyst(+)	000837	Gen Aviation Business Dev Coord(+)	005231
Finance Citation Comp Admin(+)	000392	General Counsel, Coe(+)	008814
Finance Code Enforcement Rep	000314	General Counsel, Oig(+)	008868
Finance Collection Specialist	000308	Gis Elec Programming Manager(+)	002405
Finance Director(+)	000398	Gis Graphics Technican 2	001811
Finance Information Specialist(+)	000320	Gis Graphics Technician 1	001810
Finance Regulatory Comp Coord(+)	000357	Gis Specialist	001701
Finance Section Assistant Mgr(+)	000353	Golf Clubhouse Manager(+)	007514
Finance Section Manager(+)	000354	Golf Clubhouse Manager 2(+)	007515
Finance Shared Svc Spec 1	000367	Golf Clubhouse Manager 3(+)	007516
Finance Shared Svc Spec 2(+)	000368	Golf Clubhouse Manager 4(+)	007517
Finance Shared Svc Sup(+)	000369	Golf Course Laborer	007507
Finance Shared Svc Tech	000365	Golf Irrigation Manager(+)	007506
Finance Systems Support Admin(+)	000340	Golf Marketing Coordinator(+)	007505
Financial Ctls & Pol Admin(+)	000356	Golf Superintendent 1	007510
Financial Reporting Admin(+)	000380	Golf Superintendent 2(+)	007511
Financial Reporting Coord(+)	000391	Golf Superintendent 3(+)	007512
Fingerprint Analyst 1	004220	Golf Superintendent 4(+)	007513
Fingerprint Analyst 2	004221	Grants Coordinator(+)	000848
Fingerprint Superintendent(+)	004225	Grants Specialist(+)	000804
Fingerprint Supervisor(+)	004224	Grants Supervisor(+)	000805
Fire & Life Safety Educator(+)	004156	Graphic Designer(+)	000244
Fire & Rescue Division Mgr(+)	004187	Graphic Designer Supervisor(+)	000269
Fire Captain	004110	Graphics Manager(+)	000254
Fire Chief(+)	004199	Graphics Technician	000268
Fire Code Compliance Admin(+)	004164	Graphics Typesetter	000243
Fire Communications Officer(+)	004124	Greater Miami Svc Co Team Sup(+)	003760
Fire Dept Helicopter Co-Pilot	004113	Groundwater Modeling Prog Coord(+)	001519
Fire Dept Helicopter Cf Pilot(+)	004115	Group Sales Specialist	007527
Fire Dept Helicopter Pilot	004114	Guard	006008

MIAMI-DADE COUNTY, FLORIDA

PAY PLAN
ALPHABETICAL INDEX

JOB TITLE	JOB CODE NUMBER	JOB TITLE	JOB CODE NUMBER
Guard Ad Litem Coordinator(+)	003244	IT Telecommunications SUP	001760
Guardian Ad Litem Legal Adv(+)	003245	IT Telecommunications TECH	001762
Guest Services Manager(+)	007528	Imaging Records Technician	004137
Guest Services Representative	007526	Immigration Integration Coord(+)	003027
Guest Support Specialist	007447	Income Evaluation Specialist(+)	000120
Guest Support Sup	007449	Independent Civilian Panel Adm(+)	008700
Guideway Inspection Spec	008054	Information Officer(+)	002307
HCM Business Analyst(+)	000472	Information Tech Intern	001839
HCM and Payroll Administrator(+)	000473	Information Tech Specialist	001841
HR Business Systems Section Cf(+)	000460	Inspector General(+)	008870
HR Clinical Support Svc Cnsr(+)	000437	Insurance Data Supervisor(+)	001927
HR Compensation & Job Analyst(+)	000553	Insurance Special Investigator(+)	001921
HR Fin Payroll Administrator(+)	000444	Intergovernmental Affairs Coord(+)	007298
HR, FEP Support Coordinator(+)	000638	Intergovt Affairs Assistant(+)	008686
Hap Outreach Training Spec 2(+)	003347	Intergovt&Cargo Dev Mgr(+)	001480
Hap Outreach Training Spec. 3(+)	003348	Interior Design Specialist(+)	006481
Hearing Exam Comm Ethics&Pt(+)	008825	International Protocol Spec(+)	008735
Heavy Duty Crane Operator	006227	Interpretive Prog Attendant	007523
Heavy Equipment Technician	006114	Interpretive Program Leader	007524
Heavy Truck Tire Repairer	006103	Interpretive Programs Manager(+)	007433
Histopathology Technician	002930	Interpretive Programs Sup(+)	007434
Historic Preservation Chief(+)	002064	Inventory Clerk	000202
Historic Preservation Spec(+)	002062	Invest Analyst Off Insp Gen(+)	008857
Home Care Aide	003210	Investigative Accountant Oig(+)	008856
Home Care Aide Supervisor	003212	Investigative Analyst Sup Oig(+)	008861
Homeless Trust Cont Monitor	008644	Investigator 1(+)	008528
Homeless Trust Housing Coord(+)	008645	Investigator 2(+)	008529
Homeless Trust QUAL ASSUR COOR(+)	008620	Investigator Mdc E&Pt(+)	008833
Horticultural Specialist	007354	Investment Portfolio Clerk	000329
Horticulturist(+)	007355	Investment Portfolio Spec(+)	000331
Hospital Account Clerk	000307	Isd Ast Physical Plant Mgr(+)	006490
Housing Development Advocate(+)	002564	Isd Building Manager(+)	006489
Housing Inspector 1	002155	Isd Div Dir Proc Plcy & Train(+)	000199
Housing Inspector 2	002156	Isd Elevator Contracts Admin(+)	006475
Housing Specialist	003440	Isd Fleet Management Div Dir(+)	006134
Hr Comp & Job Analyst Sup(+)	000447	Isd Graphics Service Mgr(+)	000255
Hr Coordinator(+)	000455	Isd Inventory & Supply Spec	000231
Hr Division Director(+)	000457	Isd Mgr Equipment Services(+)	006142
Hr Finance & Admin Specialist(+)	000441	Isd Operations Coordinator(+)	000290
Hr Finance & Budget Admin(+)	000445	Isd Parking Operations Manager(+)	006464
Hr Finance Specialist	000446	Isd Parking Operations Sup(+)	000234
Hr Operations Support Coord(+)	000454	Isd Physical Plant Manager(+)	006491
Hr Personnel Services Special(+)	000543	Isd Program Coordinator(+)	000276
Hr Program Coordinator(+)	000640	Isd Program Management Manager(+)	000280
Hr Program Support Specialist(+)	000642	Isd Program Mgmt Specialist(+)	000282
Hr Records Technician	000458	Isd Property & Materials Sup(+)	000241
Hr Services Clerk	000451	Isd Real Est & Dev Spc Advisor	000226
Hr Services Coordinator(+)	000431	Isd Real Estate Manager(+)	000258
Hr Support Services Officer	000453	Isd Records Custodian	000167
Hr Support Services Specialist	000452	Isd Security Chief(+)	006460
Hrd Appeal Officer(+)	000436	Isd Security Mgmt Inspector	006455
Hrd Supervisor, Recruitment(+)	000463	Isd Security Supervisor(+)	006457
Hrfep Support Assistant(+)	000440	Isd Services Clerk	000252
Hris Specialist(+)	000461	Isd Supply Supervisor	000257
Hris Technician	000459	Isd Surplus Property Sup	000225
Ht Hmis Administrator	008800	Isd Utility Plant Operator	006443
Human Resources Manager(+)	000416	Isd,Mgr Spc Strat Initiatives(+)	000284
Human Rights & Fair Emp Supv	000641	It Community Engagement Mgr(+)	001756
Human Rights & Fair Employ Svc(+)	000639	It Cont & Procurement Ofc(+)	000660
Hydrogeologist 1(+)	001520	It Cont & Procurement Spec(+)	001712
Hydrogeologist 2(+)	001521	It Contracts & Procurement Mgr(+)	000661
Hydrogeologist 3(+)	001522	It Infrastructure Sys Eng(+)	001723
ICP Chief Policy Analyst(+)	008713	It Innovation Program Director(+)	001776
ICP Community Outreach Officer(+)	008705	It Production Administrator(+)	001877
ISD Energy Sustainability Mgr(+)	000261	It Project Manager(+)	000662
ISD Fisc Fac & Infr Div Coord(+)	000296	It Purchasing Specialist	001711
ISD Mgr Public Aff And Comm(+)	000285	It Senior Web Developer(+)	001740
IT Computer Clerk	001825	It Service Desk Supervisor(+)	001829
IT Computer Operator	001824	It Sr Computer Operator	001823
IT Database Administrator(+)	001752	It Sr Contracts &Proc Officer(+)	001713
IT Database Manager(+)	001750	It Sr Infrastructure Eng(+)	001722
IT ERP Software Developer(+)	001835	It Sr Security Sys Administrat(+)	001856
IT Installer	001763	It Sr Service Desk Agent	001815
IT Manager(+)	001730	It Sr Service Tech	001765
IT SECURITY SYSTEMS ENGINEER(+)	001855	It Sr Systems Administrator(+)	001873
IT SR DATABASE ADMINISTRATOR(+)	001751	It Systems Administrator(+)	001874
IT SR Production Administrator(+)	001872	It W&S Software Developer(+)	001838
IT SR Service Representative	001766	It Web Designer(+)	001743
IT SR Telecommunications Tech	001761	It Web Developer(+)	001741
IT Senior Software Developer(+)	001836	Itd Agile Coach(+)	001775
IT Senior Web Designer(+)	001742	Itd Business Relationship Mgr(+)	001792
IT Service Tech	001767	Itd Director(+)	001789
IT Service Tech Sup(+)	001764	Itd Enterprise Architect(+)	001773
IT Software Developer(+)	001837	Itd Enterprise Portfolio Mgr(+)	001771
IT Telecommunications Manager(+)	001759	Itd Enterprise Program Manager(+)	001772

MIAMI-DADE COUNTY, FLORIDA

PAY PLAN
ALPHABETICAL INDEX

JOB TITLE	JOB CODE NUMBER	JOB TITLE	JOB CODE NUMBER
Itd Infrastructure Sys Eng(+)	001744	Juvenile Services Specialist	003178
Itd Infrastructure Sys Mgr(+)	001748	Juvenile Support Clerk	004392
Itd Innovations Manager(+)	001774	Juvenile Support Specialist 1	004393
Itd Radio Systems Manager(+)	001739	Juvenile Support Specialist 2(+)	004395
Itd Sr Infrastructure Eng(+)	001746	LIB Acquisitions Administrator(+)	007108
Itd Telephone System Supv(+)	001726	Labor Management Manager(+)	000476
JA Communications Engineer(+)	004762	Labor Relations Admin Ast	000478
JSD Engagement & Outreach Sup(+)	004413	Labor Relations Officer(+)	000474
Ja Administrative Assistant 2(+)	004833	Labor Relations Specialist(+)	000475
Ja Administrative Officer 3(+)	004746	Labor Sup 1	006040
Ja Administrative Secretary	004731	Labor Sup 2	006041
Ja Associate General Counsel(+)	004888	Labor Sup 3	006042
Ja Ast General Counsel(+)	004887	Laboratory Data Reporting Coord(+)	002815
Ja Av Technical Specialist(+)	004781	Laboratory Technician	002814
Ja Budget Analyst 3(+)	004855	Laborer	006030
Ja Capital Inventory Clerk	004829	Landfills System Mechanic	006536
Ja Chief Financial Officer(+)	004886	Landscape Arch Drafter 1	007256
Ja Chief Information Officer(+)	004885	Landscape Arch Drafter 2	007257
Ja Civil Court Case Mgr(+)	004816	Landscape Architect 1(+)	007357
Ja Clerk 1	004710	Landscape Architect 2(+)	007358
Ja Clerk 2	004711	Landscape Architect 3(+)	007359
Ja Clerk 3	004712	Landscape Architect 4(+)	007360
Ja Clerk 4	004713	Landscape Attendant	007530
Ja Clinical Social Worker 1(+)	004757	Landscape Sup 1	007362
Ja Clinical Social Worker 2(+)	004758	Landscape Sup 2	007363
Ja Communications Service Rep(+)	004725	Landscape Sup 3	007364
Ja Comp Services Manager(+)	004774	Landscape Tech Supervisor 1	007532
Ja Computer Svc Proj Manger(+)	004849	Landscape Tech Supervisor 2	007533
Ja Computer Tech Supervisor(+)	004766	Landscape Tech Supervisor 3	007534
Ja Computer Technician 1	004764	Landscape Technician	007219
Ja Computer Technician 2	004765	Landside Operations Officer 1	005386
Ja Court Business Analyst(+)	004778	Landside Operations Officer 2	005388
Ja Court Interpreter	004785	Landside Operations Sr Ofc	005389
Ja Court Security Monitor	004820	Landside Ops Equipment Spec	005390
Ja Court Security Specialist	004821	Latent Fingerprint Examiner	004222
Ja Employment Specialist(+)	004715	Laundry Manager	006020
Ja Information Clerk	004707	Law Librarian(+)	004929
Ja Legal Secretary 1	004738	Law Librarian 1(+)	004930
Ja Legal Secretary 2	004739	Law Librarian 2(+)	004931
Ja Mail Center Clerk	004724	Law Library Exec Assistant	004928
Ja Media Relations Spec(+)	004850	Lead Cty Comm Clerk Specialist(+)	008630
Ja Network Manager 1(+)	004767	Lead Investigator Comm E&Pt(+)	008834
Ja Network Manager 2(+)	004769	Lead Site Supervisor	003168
Ja Network Support Sup(+)	004770	Leak Detection Field Sup	005973
Ja Secretary	004730	Legal Aid Attorney(+)	004915
Ja Senior Executive Secretary	004732	Legal Aid Clerk	004916
Ja Senior Personnel Specialist(+)	004718	Legal Aid Hum Res&Tech Coord(+)	004918
Ja Special Projects Admin 1(+)	004742	Legal Aid Officer Manager(+)	004907
Ja Special Projects Admin 2(+)	004743	Legal Aid Receptionist	004917
Ja Sr Clinical Social Worker(+)	004759	Legal Aid Secretary 1	004904
Ja Sr Sys Anl Programmer(+)	004773	Legal Aid Secretary 2	004905
Ja Statistical Analyst(+)	004747	Legal Aide Paralegal Spec	004951
Ja Supervised Visitation Spec(+)	004777	Legal Claims Adjuster(+)	001907
Ja Sys Anl/ Programmer 1(+)	004771	Legal Counsel Mdc E&Pt(+)	008812
Ja System Analyst/Prog 2(+)	004772	Legal Intern, Off Of Insp Gen	008851
Ja Tech Training Spec 2(+)	004775	Legal Secretary 1	008515
Ja Tech Training Spec 3(+)	004776	Legal Secretary 2	008516
Ja Telecommunications Admin(+)	004763	Legislative Budget Officer(+)	008652
Ja Video Communications Spec(+)	004782	Liability Claims Adjuster(+)	001914
Ja Video Production Assistant	004780	Liability Claims Coordinator(+)	001919
Job Developer(+)	003806	Liability Claims Investigator(+)	001909
Job Training Assistant	003803	Liability Claims Manager(+)	001916
Job Training Program Admin(+)	003824	Liability Claims Specialist	001902
Jr Courts Operations Officer(+)	004004	Liability Legal Claims Adj(+)	001910
Jsd Civil Citation Specialist	004402	Liability Legal Claims Invgr(+)	001912
Jsd Community Initiative Mgr(+)	004404	Lib Exhibition & Program Spec(+)	007109
Jsd Fiscal & Hr Manager(+)	004409	Lib Facilities Maintenance Mgr(+)	007170
Jsd Fiscal Resources Manager(+)	004411	Librarian 1(+)	007151
Jsd Grant & Fiscal Coordinator(+)	004405	Librarian 2(+)	007152
Jsd Prevention Coordinator	004403	Librarian 3(+)	007153
Jsd Statistics & Research Spec(+)	004412	Librarian 4(+)	007154
Judicial Services Coord 1(+)	004802	Library Archivist(+)	007121
Judicial Services Coord 2(+)	004803	Library Assistant 1	007123
Judicial Support Admin 1(+)	004835	Library Assistant 2	007124
Judicial Support Admin 2(+)	004836	Library Assistant 3	007125
Judicial Support Admin 3(+)	004837	Library Attendant	007103
Judicial Support Spec 1	004830	Library Budget & Finance Mgr(+)	007161
Judicial Support Spec 2	004831	Library Capital Programs Dir(+)	007132
Junior Planner(+)	002007	Library Content & Web Designer(+)	007130
Jury Pool Assistant Manager(+)	004038	Library Exhibition Tech	007112
Justice Assistance Prog Dir(+)	003186	Library Media Proj Instructor	007116
Juvenile Assessment Cnstr	004396	Library Media Project Coord(+)	007115
Juvenile Assessment Cnstr Sup 1(+)	004397	Library Media Project Spec(+)	007117
Juvenile Assessment Cnstr Sup 2(+)	004398	Library Operations Manager(+)	007155
Juvenile Assessment Sup(+)	004399	Library Page	007120

MIAMI-DADE COUNTY, FLORIDA

PAY PLAN

ALPHABETICAL INDEX

JOB TITLE	JOB CODE NUMBER	JOB TITLE	JOB CODE NUMBER
Library Services Specialist(+)	007106	Mayor's Off,Dir Legislative Af(+)	008746
Library Social Service Coord(+)	007129	Mayor's Off-Inter-Gov Aff-Lias(+)	008750
Library Tech Svc Manager(+)	007162	Mayor's Office Mgr Of Ops(+)	008719
Library Transportation Sup(+)	007111	Mayor's Office, Dir Of Policy(+)	008761
Library Tutor	007118	Mayor's Operations Director(+)	008711
Library Tutoring Prog Coord(+)	007114	Mayor's Public Aff Coordinator(+)	008768
Light Equipment Technician	006112	Mayor's Rec Mgmt Coord	000604
Light Equipment Technicn Sup	006113	Mayor's Speechwriter(+)	008760
Lime Production Plant Oper 1	005860	Mdeat Economic Development Mgr(+)	003355
Lime Production Plant Oper 2	005861	Mdeat Hap Coord/Underwriter(+)	003346
Lime Production Plant Sup	005559	Mdeat Housing Program Chief(+)	003356
Lithographer	000247	Mdeat Senior Executive Sec	003343
Lithographic Imaging Tech	000251	Mdeat Teen Court Coordinator(+)	003345
Local Government Coordinator(+)	008685	Mdeat Teen/Student Court Spec(+)	003344
Locksmith	006506	Mdeat Youth Services Adminstr(+)	003354
MDFR Aircraft Maintenance Supv	004148	Mdfr Ast Med Protocol Phy(+)	004191
MDFR Assistant Legal Liaison(+)	004103	Mdfr Budget Section Manager(+)	004183
MDFR Chief Legal Liaison(+)	004102	Mdfr Bus Planning Sect Mgr(+)	004188
MDFR Chief of Staff(+)	004198	Mdfr Communications Equip Tech	004133
MDFR Procurement Div Mgr(+)	004176	Mdfr Contr Contract Pln Sc Mgr(+)	004200
MDFR Radio Comm Manager(+)	004129	Mdfr Design & Development Sup.(+)	004169
MDPD Cmty Mental Health Mgr(+)	004268	Mdfr Facilities Bureau Manager(+)	004194
MDPD Fusion Center Manager(+)	004255	Mdfr Finance Section Manager(+)	004182
Magistrate(+)	004848	Mdfr Grants Section Manager(+)	004180
Mail Center Clerk 1	000209	Mdfr Investigations Spec 1	004178
Mail Center Clerk 2	000211	Mdfr Investigations Spec 2(+)	004150
Mail Center Supervisor	000213	Mdfr Lifeguard 1	004158
Maintenance Mechanic	006101	Mdfr Lifeguard 2	004159
Maintenance Operations Supt(+)	001039	Mdfr Logistics Service Mgr(+)	004166
Maintenance Reliability Clerk	008111	Mdfr Media&Pub Relations Mgr(+)	004181
Maintenance Repairer	006501	Mdfr Pr Media Eve Coord(+)	004189
Maintenance Repairer-Auto	006504	Mdfr Prog&Staff Analyst 1(+)	004430
Maintenance Sup	006468	Mdfr Prog&Staff Analyst 2(+)	004431
Maintenance Technician	007253	Mdfr Prog&Staff Rev Div Mgr(+)	004184
Management Intern(+)	000872	Mdfr Protective Equip Sfty Tec	004130
Management Trainee(+)	000870	Mdfr Real Estate Manager(+)	004147
Manager Financial Services(+)	000946	Mdfr Records And Resources Mgr(+)	004163
Manager Fiscal Resources(+)	000834	Mdfr Senior Legal Liaison(+)	004168
Manager Itd Administrative Svc(+)	001755	Mdfr Sr Electrician Technician	004152
Manager Itd Finance & Budget(+)	001758	Mdfr Staff Scheduler	004139
Manager Pros Natural Areas(+)	007332	Mdfr Staffing Bureau Mgr(+)	004141
Manager Rer Financial Services(+)	001567	Mdfr Trng & Dev Specialist(+)	004162
Manager Terminal Dev & Infra(+)	001475	Mdfr Tv Producer(+)	004136
Manager W&S Training&Dev(+)	005921	Mdpd 911 Communication Mgr(+)	004383
Manager, 311 Communication Ctr(+)	001192	Mdpd Accreditation Specialist(+)	004647
Manager, Asd Shelter Prog(+)	001106	Mdpd Armorer	004243
Manager, Asd Shelter Program(+)	001103	Mdpd Asset Forfeiture Manager(+)	004373
Manager, District Court(+)	004112	Mdpd Bldg Management Sup(+)	004375
Manager, Dswm 1(+)	006349	Mdpd Business Mgmt Officer(+)	004359
Manager, Dswm 2(+)	006350	Mdpd Community Education Spec	004341
Manager, HRD Support Services(+)	000462	Mdpd Court Support Spec 1	004308
Manager, Homeless Trust(+)	008643	Mdpd Court Support Spec 2	004309
Manager, Hr Section(+)	000448	Mdpd Crim Intel & Records Mgr(+)	004251
Manager, Hr Testing&Validation(+)	000470	Mdpd Criminalist Supervisor(+)	004248
Manager, ISD(+)	000260	Mdpd Crossing Guard Sup	004326
Manager, Main Library(+)	007163	Mdpd Digital Evidence Spec 1	004313
Manager, Mdpd Crime Lab(+)	004277	Mdpd Digital Evidence Spec 2	004314
Manager, Procurement& Contract(+)	006348	Mdpd Digital Evidence Supv(+)	004315
Manager, Rer Safety & Training(+)	002579	Mdpd Executive Officer(+)	004286
Manager, Risk Mgmt And Safety(+)	001969	Mdpd Fleet Management Manager(+)	004371
Manager, Training & Labor Rela(+)	000429	Mdpd Forensic Artist	004269
Manager,Immigration Legal Srvs(+)	003030	Mdpd Gov Aff Lgl Research Anl(+)	004262
Manager,Ja Financial Reporting(+)	004860	Mdpd Information Compl Officer(+)	004345
Manager. Support Staff Div(+)	008664	Mdpd Intelligence Analyst(+)	004252
Marina Attendant	007240	Mdpd Intelligence Analyst Sup(+)	004253
Marina Manager 1(+)	007501	Mdpd Investigative Spec	004332
Marina Manager 2(+)	007502	Mdpd Mail Center Supervisor	004362
Marina Manager 3(+)	007503	Mdpd Photographer	004270
Marina Support Specialist	007264	Mdpd Real Time Crime Ctr Spec	004342
Marine Craft Technician	004116	Mdpd School Crossing Guard	004302
Marine Equipment Operator	007260	Mdpd Tv Producer(+)	004368
Marketing Services Coordinator(+)	000802	Mdpd Tv Producer Supervisor(+)	004369
Marketing Specialist(+)	007345	Mdpd Victim Advocate	003172
Mason	006515	Mdpd Victim Advocate Manager(+)	003173
Materials Management Sup(+)	000233	Mdpd Warrants Tech	004319
Mayor Chief Of Staff(+)	008748	Mdpd Wellness Prog Fac Mgr(+)	004374
Mayor Deputy Chief Of Staff(+)	008747	Mdpd Wellness Program Speciali(+)	004372
Mayor Miami-Dade County(+)	008771	Me Administrative Coord(+)	002925
Mayor Off Dir Policy&Legis Aff(+)	008745	Me Pub Interment Program Coord	002920
Mayor's Admin Assistant(+)	000681	Mechanical Field Unit Sup	002149
Mayor's Aide(+)	008716	Mechanical Inspector	002145
Mayor's Communications Dir(+)	008709	Mechanical Plans Processor(+)	002169
Mayor's Dep Dir Of Comm(+)	008707	Media & Public Relations Ofc(+)	000842
Mayor's Intern	008717	Media Ast Bcc Media Sect(+)	008675
Mayor's Off Legis /Policy Anl(+)	008708	Mediation Services Supervisor(+)	002513

MIAMI-DADE COUNTY, FLORIDA

PAY PLAN
ALPHABETICAL INDEX

JOB TITLE	JOB CODE NUMBER	JOB TITLE	JOB CODE NUMBER
Mediator 1(+)	004813	Mgr,Mdfr Bldg Mgmt Main&Sec(+)	004160
Mediator 2(+)	004814	Mgr,Phcd Accountant Administra(+)	003256
Mediator 3(+)	004815	Mgr,Tax Collector Bus Int(+)	000337
Medical Billing Clerk	000304	Mgr,Zoo Commun & Media Relatio(+)	007480
Medical Examiner(+)	002994	Mgr. Blue-Green Tech & Eco Inn(+)	002533
Medical Examiner Case Investig(+)	002958	Micrographics Supervisor	000077
Medical Records Coordinator(+)	002910	Middleware Sr Administrator(+)	001884
Medicolegal Investigator(+)	002955	Mosq Control Project Admin(+)	001256
Mental Health Assessment Spec(+)	003183	Mosq Control Senior Supervisor(+)	001259
Mental Health Facility Prg Mgr(+)	003029	Mosquito Control Inspector	001252
Mental Health Services Mgr(+)	000648	Mosquito Control Research Mgr(+)	001257
Meter Reader	005770	Mosquito Control Surv Tech	001255
Metromover Maint Supervisor	008188	Mosquito Ctrl Operations Mgr(+)	001254
Metromover Technician	008082	Mosquito Ctrl Sup(+)	001253
Mgr Ap Fine Arts&Cltrl Aff(+)	005023	Motor Vehicle Repair Enf Offic	002545
Mgr Av Rental Car Facility(+)	005137	Neat Specialist	001030
Mgr Budget And Accounting(+)	000833	Negotiator(+)	000203
Mgr Budget And Planning(+)	000836	Neighborhood Safety Manager(+)	004507
Mgr Dtpw Cost & Sched Sect(+)	008302	Neighborhood Svc Center Dir(+)	003065
Mgr Dtpw Elec Sys Maintenance(+)	008379	Network Manager 1(+)	001832
Mgr Dtpw Facilites Maintenance(+)	008320	Network Manager 2(+)	001833
Mgr Dtpw Project Control Spec(+)	008469	Network System Integrator(+)	001834
Mgr Dtpw Riow & Utility Sec(+)	008250	New Bus Contracting Officer(+)	005937
Mgr Dtpw Work Program(+)	008258	New Business Conveyance Ofc(+)	005595
Mgr Financial Reporting(+)	000374	New Business Manager(+)	005944
Mgr Grant Resources(+)	000346	New Business Processor	005943
Mgr Hcd(+)	003649	New Business Representative	005940
Mgr Isd Arch & Engineering Svc(+)	000291	New Business Supervisor 1	005941
Mgr Isd Renovation Svc(+)	006492	New Business Supervisor 2(+)	005942
Mgr Isd Workers Compensation(+)	001932	Nutrition Services Specialist(+)	002840
Mgr Jsd Care Cust & Diversion(+)	004410	OMB Budget Sys Administrator(+)	000840
Mgr Marriage License Bureau(+)	004085	OMB Intergovernmental Aff Admn(+)	000859
Mgr Mdfr Training&Develop(+)	004161	OMB Senior Advisor(+)	000861
Mgr Off Of Chair Med Pro(+)	008637	Occupational Health Specialist(+)	004151
Mgr Off Of The Chair-Media(+)	008683	Ocean Lifeguard 1	007267
Mgr Office Of Emergency Mgmt(+)	004174	Ocean Lifeguard 2	007268
Mgr Procurement Vendor Svc(+)	000176	Ocean Rescue Comm Supp Spec	007263
Mgr Pros Fruit & Spice Park(+)	007271	Off Legis Analysis Admtv Ast(+)	008625
Mgr Rer Environmental Sect(+)	001564	Off Of The Chair Coordinator(+)	008682
Mgr Rer Laboratory Sect(+)	001571	Office Support Specialist	000021
Mgr Risk Mgmt Casualty&Prop(+)	001976	Oig Admin Projects Spec(+)	008859
Mgr Seaport Cont & Procurement(+)	001463	Omb Admin Services Coordinator(+)	000846
Mgr Seaport Real Est Econ Dev(+)	001476	Omb Adminstrative Support Ofc	000847
Mgr Strmwtr Plng&Design Sect(+)	001573	Omb Capacity Building Manager(+)	000866
Mgr Tv Production & Operations(+)	002361	Omb Coordinator(+)	000860
Mgr, C&R Perf Improvement(+)	004568	Operating Systems Programmer(+)	001850
Mgr, Careersource S Fl Admin(+)	003865	Outreach Specialist(+)	007113
Mgr, Causesway Operations(+)	007383	P3 Division Director(+)	000186
Mgr, Cirt Fiscal Anl & Admin(+)	008532	PA Cadastralist	000178
Mgr, Dtpw Bridge Engineering(+)	008303	PA Computer Operations Admin(+)	000169
Mgr, Dtpw Mkt & Communications(+)	008352	PA Computer Operations Svp(+)	000173
Mgr, Dtpw Passenger Ameniti(+)	008296	PA Property Evaluator 1	000107
Mgr, Dtpw Treasury Services(+)	008347	PA Senior Cadastralist	000177
Mgr, Fin Procurement & Compl(+)	000319	PHCD Compliance Manager(+)	003527
Mgr, Forensic Bureau Operation(+)	002962	PHCD Field Officer	003438
Mgr, Homeless Trust Contracts(+)	008641	PHCD Grants Manager(+)	003587
Mgr, Isd Finance & Budget(+)	000278	PHCD Mortgage Svc Clerk	003450
Mgr, Lib Mktng & Dev Svcs(+)	007102	PHCD Portfolio Manager(+)	003664
Mgr, Mdpd Human Resources Sect(+)	004276	PROS Aquatics Area Manager(+)	007221
Mgr, Morgue Bureau Operations(+)	002964	PROS Aquatics Manager(+)	007220
Mgr, Pa Administration(+)	000147	PROS Chief, HR & Perf Excell(+)	007386
Mgr, Phcd Accountant Administr(+)	003526	PROS Chief, HR LBR, BEN & TRN(+)	007328
Mgr, Procurment & Fleet Div(+)	007330	PROS Fin Rep & Sys Audit Coord(+)	007307
Mgr, Pros Capital Improvement(+)	007289	PROS HR Org Struct Coord(+)	007340
Mgr, Pros Contracts Admin(+)	007281	PROS MGR, Bus Dev, PA & COMREL(+)	007382
Mgr, RER Budget, Proc & Inv(+)	001569	PROS Rec & Inc Spec(+)	007346
Mgr, Seaport Architecture(+)	001469	PROS Rec Regional Manager(+)	007311
Mgr, Seaport Construction Cont(+)	001462	PROS Recreation Manager(+)	007304
Mgr, Seaport Maintenance(+)	001490	PROS Recreation Service Aide	007202
Mgr, Seaport Planning & Grants(+)	001331	PROS Recreation Specialist	007301
Mgr, Seaport Project Control(+)	001407	PROS Risk Mgmt & Safety Supv(+)	007396
Mgr, Sp Strategic Initiatives(+)	001461	PROS Seasonal Programs Ast	007201
Mgr, Strat Partner Comm Engmt(+)	001488	PROS Signage & Design Svp(+)	007299
Mgr, W&S Collections Complianc(+)	005954	PROS Stewardship Area Mgr(+)	007323
Mgr, W&S Construction Contract(+)	005992	PROS Stewardship Mgr(+)	007321
Mgr, W&S Development & Mrktng(+)	005971	PROS Stewardship Region Mgr(+)	007333
Mgr, W&S Fleet Management(+)	005939	PROS Thera, Rec & Inclu Therap(+)	002817
Mgr, W&S Legis & Municipal Aff(+)	005964	PROS Utility & Maint Admin	007368
Mgr,Asd Fin,Col & Lic Svc(+)	001108	Pa Administrative Officer(+)	000192
Mgr,Dtpw Joint Dev&Real Est Co(+)	008242	Pa Administrative Secretary	000113
Mgr,Dtpw Traffic Plans Review(+)	001071	Pa Administrative Support Spec(+)	000116
Mgr,Dtpw Warehousing & Stores(+)	008367	Pa Communications Aide	000164
Mgr,Hr Exc Aff & Strat Init(+)	000432	Pa Communications Assistant(+)	000126
Mgr,Hr Fiscal & Admin Services(+)	000443	Pa Computer Operations Spec(+)	000139
Mgr,Lib Legis & Municipal Aff(+)	007157	Pa Computer Technician 1	000099

MIAMI-DADE COUNTY, FLORIDA

PAY PLAN

ALPHABETICAL INDEX

JOB TITLE	JOB CODE NUMBER	JOB TITLE	JOB CODE NUMBER
Pa Computer Technician 2	000100	Phcd Occupancy Manager(+)	003420
Pa Const & Pub Relations Ast(+)	000127	Phcd Offer Coordinator	003549
Pa Executive Secretary	000114	Phcd Offer Supervisor(+)	003548
Pa Hr Support Specialist(+)	000060	Phcd Operations/Admin Analyst(+)	003566
Pa Human Resources Assistant	000149	Phcd Procurement Cont Mgr(+)	003554
Pa Human Resources Coordinator(+)	000057	Phcd Procurement Contracts Ofc(+)	003547
Pa Human Resources Generalist(+)	000059	Phcd Purchasing Technician	003553
Pa Human Resources Manager(+)	000146	Phcd Qual. & Assur. Officer(+)	003417
Pa Human Resources Officer(+)	000058	Phcd Rad Program Manager(+)	003536
Pa Information Service Manager(+)	000125	Phcd Resident Services Cord(+)	003534
Pa Information Tech Analyst 1(+)	000121	Phcd Service Representative	003462
Pa It Analyst 2(+)	000123	Phcd Structural Maint Tech	003508
Pa It Operations Manager(+)	000166	Phcd Technician	003661
Pa Legal Manager(+)	000154	Phcd Vacancy Trades Coord(+)	003567
Pa Legal Services Assistant	000143	Phcd Waiting List Specialist	003430
Pa Legal Spec 1(+)	000137	Photographic Supervisor	004271
Pa Legal Spec 2(+)	000138	Pht Vp, Fac Design & Constr(+)	008704
Pa Legal Support Specialist	000150	Pipefitter Supervisor	005541
Pa Personnel Specialist 1(+)	000105	Planning Section Supervisor(+)	002012
Pa Personnel Specialist 2(+)	000106	Planning Technician	002004
Pa Personnel Specialist 3(+)	000109	Plasterer	006525
Pa Personnel Support Spec(+)	000108	Plumber	006527
Pa Procurement Manager(+)	000134	Plumber Supervisor	006528
Pa Property Evaluator 2	000172	Plumbing Field Unit Sup	002139
Pa Public Relations Officer(+)	000136	Plumbing Inspector	002135
Pa Quality Control Specialist(+)	000119	Plumbing Plans Processor(+)	002170
Pa Seasonal Appraiser	000165	Police Admin Coordinator	004330
Pa Senior Exec Secretary	000115	Police Captain(+)	004204
Pa Senior Programmer(+)	000174	Police Chaplain Coordinator(+)	004259
Pa Senior Staff Attorney(+)	000152	Police Communications Coord(+)	004387
Pa Senior System Administrator(+)	000158	Police Complaint Officer	004384
Pa Special Projects Admin 1(+)	000129	Police Complaint Sup 1	004385
Pa Sr Info Technology Analyst(+)	000124	Police Complaint Sup 2(+)	004386
Pa Sr Admin Support Specialist(+)	000112	Police Computerized Rpt Spec 2	004348
Pa Staff Attorney(+)	000151	Police Computerized Rpt Spec 3	004349
Pa System Administrator(+)	000135	Police Counselor(+)	004283
Pa Tax Roll Coordinator(+)	000133	Police Counselor Supervisor(+)	004282
Pa Tax Roll Manager(+)	000157	Police Crime Analysis Spec	004336
Painter	006516	Police Crime Scene Technician	004335
Painter Supervisor	006518	Police Dispatch Supervisor 1	004381
Paralegal Assistant	004610	Police Dispatch Supervisor 2(+)	004382
Paralegal Collection Spec	000305	Police Dispatcher	004380
Paralegal Specialist 1(+)	008523	Police Division Chief(+)	004287
Paralegal Specialist 2(+)	008524	Police Financial Investigator(+)	004361
Paralegal Specialist 3(+)	008525	Police Legal Advisor(+)	004256
Paralegal Supervisor(+)	000306	Police Legal Advisor Manager(+)	004258
Paralegal Support Specialist	000312	Police Legal Advisor Sup(+)	004257
Park Attendant	007215	Police Lieutenant	004203
Park Maint Facilities Coord(+)	007365	Police Major(+)	004205
Parking Lot Attendant	006028	Police Mental Health Manager(+)	004272
Parking Lot Attendant Sup	006029	Police Officer	004201
Passenger Trans Enf Ofc	002520	Police Prop Evidence Spec 1	004306
Passenger Trans Veh Inspector	002510	Police Prop Evidence Spec 2	004307
Passenger Transportation Coord	002505	Police Property Evidence Sup(+)	004219
Passenger Transportation Coord(+)	003726	Police Psychologist(+)	004267
Passport Services Clerk	007104	Police Psychologist Supervisor(+)	004266
Permits & Drafting Svc Spec	001015	Police Records Specialist 1	004312
Personal Property Evaluator 1	000131	Police Records Tech 1	004321
Personal Property Evaluator 2	000132	Police Records Tech 2	004322
Personnel Payroll&Sys Sup(+)	000467	Police Records Tech 3	004323
Personnel Specialist(+)	000410	Police Records Tech Sup(+)	004324
Personnel Technician	000402	Police Sergeant	004202
Personnel-Payroll Tech Wc/Dis	000469	Police Station Specialist	004334
Personnel-Payroll Tech-Bos	000468	Pollution Control Division Cf(+)	001580
Pest Control Manager(+)	006462	Pollution Control Inspector 1	001534
Pest Control Specialist(+)	006470	Pollution Control Inspector 2	001535
Pgts Coordinator(+)	005292	Pollution Ctrl Plan Reviewer	001538
Phcd Amp Administrator(+)	003533	Pool & Pump Technician	007254
Phcd Applicant Leasing Ctr Mgr(+)	003551	Pool Manager	007211
Phcd Asset Project Manager(+)	003325	Pool/Lake Lifeguard	007208
Phcd Asset Project Manager(+)	003525	Portfolio Analyst(+)	000326
Phcd Assistant Rad Manager(+)	003555	Power Systems Supervisor	006549
Phcd Assistant Rad Manager(+)	003572	Power Systems Technician	006550
Phcd Ast Amp Administrator(+)	003578	Pre-Trial Services Manager(+)	004691
Phcd Ast Alf Administrator(+)	003475	Principal Planner(+)	002009
Phcd Compliance Officer(+)	003473	Procure & Policies Trng Coord(+)	000197
Phcd Compliance Reviewer(+)	003455	Procurement Analyst(+)	000190
Phcd Compliance Technician	003454	Procurement Competition Adv(+)	000200
Phcd Contoller(+)	003456	Procurement Contract Tech	000170
Phcd Development Director(+)	003574	Procurement Contracting Assc	000171
Phcd Facilities&Dev Cont Coord(+)	003442	Procurement Contracting Mgr(+)	000181
Phcd Homeownership Specialist	003662	Procurement Contracting Ofc 1(+)	000188
Phcd Housing Manager(+)	003441	Procurement Contracting Ofc 2(+)	000189
Phcd Housing Quality Ctrl Spec(+)	003415	Procurement Contracting Ofc 3(+)	000187
Phcd Maintenance Specialist	003510	Procurement Policy & TRNG MGR(+)	000195

MIAMI-DADE COUNTY, FLORIDA

PAY PLAN
ALPHABETICAL INDEX

JOB TITLE	JOB CODE NUMBER	JOB TITLE	JOB CODE NUMBER
Procurement Quality Ctrl Spec(+)	000191	RER Lien Collection Specialist	002219
Procurement Vendor Svc Spec(+)	000168	RER Permit & Plans Sup(+)	002215
Procurement Business Admin(+)	000182	RER Permit & Plans Manager(+)	002229
Production Control Spec	001858	RER Permit&Plans Spec	002226
Production Support Analyst(+)	001854	RER Planning Development Mgr.(+)	002013
Professional Engineer(+)	001050	RER Recertification Manager(+)	002230
Professional Geologist(+)	001524	RER Resiliency Ops Manager(+)	000795
Professional Land Surveyor(+)	001055	RER Senior Permit& Plans Spec	002228
Program Coordinator Omb(+)	000865	RER Sr Resilience Policy Mgr(+)	001575
Proj Cost Analyst & Scheduler(+)	006450	Raam Landscape Maint Insp Supv	001251
Property Appraiser(+)	000156	Raam Landscape Maint Inspector	001250
Property Appraiser Clerk 1	000102	Raam Superintendent(+)	001047
Property Appraiser Clerk 2	000103	Rail Maintenance Clerk	008076
Property Appraiser Sup 1(+)	000140	Rail Maintenance Control Clerk	008077
Property Appraiser Sup 2(+)	000141	Rail Maintenance Worker	008063
Property Appraiser Sup 3(+)	000142	Rail Station Monitor	008116
Property Evaluation Spec(+)	000122	Rail Stock Clerk	008074
Property Exemptions Clerk	000159	Rail Structural Insp Spec	008097
Property Exemptions Eval 1	000161	Rail Structural Insp Sup	008179
Property Exemptions Eval 2	000162	Rail Structural Repairer	008065
Property Exemptions Specialist(+)	000163	Rail Structure/Track Sup	008180
Pros Aquatics Region Manager(+)	007371	Rail Supervisor	008163
Pros Assistant Range Master	007216	Rail Technician/Traction Power	008061
Pros Assistant Security Chief(+)	007223	Rail Technician/Train Control	008060
Pros Beach Maintenance Worker	007370	Rail Traffic Controller	008160
Pros Business Development Spec(+)	007337	Rail Vehicle Cleaner	008069
Pros Business Specialist 1(+)	007334	Rail Vehicle Cleaner Sup	008167
Pros Business Specialist 2(+)	007335	Rail Vehicle Electronic Tech	008068
Pros Business Specialist 3(+)	007336	Rail Vehicle Machinist	008056
Pros Capital Programs Dir(+)	007391	Rail Vehicle Maintenance Sup	008168
Pros Chief Of Operations(+)	007395	Rail Vehicle Mechanic	008071
Pros Chief Of Perf Excellence(+)	007397	Rail Yard Master	008164
Pros Children'S Trust As Instr	007283	Range Attendant	007217
Pros Community Center Manager(+)	007293	Real Estate Advisor(+)	006432
Pros Constr & Maint Sup(+)	007372	Real Estate Analyst(+)	006437
Pros Construction & Maint Mgr(+)	007373	Real Estate Evaluator 1	000110
Pros Cooperative Ext Sup(+)	002570	Real Estate Evaluator 2	000111
Pros Design& Advert Spec(+)	007308	Real Estate Officer(+)	003556
Pros Eco Adv Sales&Bus Mgr(+)	007341	Realty Change Clerk	000104
Pros Employee Records Spec	007300	Realty Change Evaluator 1	000130
Pros Enforcement Specialist	007222	Recording Specialist	000032
Pros Facility Maint Attendant	007529	Records Center Clerk 1	000228
Pros Interpretive Nature Coord(+)	007306	Records Center Clerk 2	000229
Pros Lift Station Mechanic	006590	Records Center Supervisor(+)	000230
Pros Maintenance Supervisor(+)	007366	Records Center Technician 1	000075
Pros Master Plan Manager(+)	007329	Records Center Technician 2	000076
Pros Natural Areas Attendant	007531	Records Management Spec 1(+)	004024
Pros Natural Areas Maint Sup	007230	Records Management Spec 2(+)	004025
Pros Operations Coordinator(+)	007394	Records Manager(+)	004066
Pros Park Planner 2(+)	007286	Recreation Specialist 1(+)	007303
Pros Park Planner 3(+)	007287	Recreation Specialist Sup(+)	007305
Pros Park Planning Sect Sup(+)	007288	Recreation Strategic Planner(+)	007309
Pros Planning Manager(+)	007327	Recreation Therapist 1(+)	002816
Pros Range Master(+)	007218	Refridgeration/Ac Mechanic Sup	006533
Pros Recreation Area Manager(+)	007282	Refrigeration/Ac Mechanic	006532
Pros Regional Manager(+)	007325	Rehab Services Supervisor(+)	003060
Pros Safety And Training Spec(+)	007292	Rehabilitative Svc Cnstr 1	003049
Pros Sales Marketing Coord(+)	007338	Rehabilitative Svc Cnstr 2(+)	003050
Pros Sales System Specialist(+)	007339	Release and Reentry Coord(+)	004517
Pros Security & Enforcement Cf(+)	007225	Rer Agenda Clerk	002077
Pros Security Officer	007226	Rer Board Administrator(+)	002255
Pros Security Supervisor	007224	Rer Code Comp Projects Coordin(+)	002557
Pros Sign/Graphics Artist	007277	Rer Code Compliance Paralegal(+)	002559
Pros Sound Technician	007252	Rer Com Dev Municipal Pln Lias(+)	002011
Pros Special Tax District Mgr(+)	007380	Rer Comp Training & Dev Mgr(+)	002238
Pros Special Tax Supervisor(+)	007536	Rer Comp Training & Dev Spec(+)	002237
Pros Thera Rec Inclu Mgr(+)	007390	Rer Compliance Officer 1	002208
Pub Interment Prog Coord Ast	002919	Rer Compliance Officer 2	002207
Public Facilities Manager 4(+)	007313	Rer Compliance Supervisor(+)	002209
Public Housing Maint Sup	006467	Rer Cont Licensing Enf Sup(+)	002251
Public Service Aide	004301	Rer Contract Lic Investigator	002203
Public Works Supervisor 1	006046	Rer Contractor Lic Sect Sup(+)	002204
Public Works Supervisor 2	006047	Rer Contractor License Rep	002601
Public Works Supervisor 3(+)	006048	Rer Dev Svc Intake Manager(+)	002212
Purchasing Specialist	007272	Rer Div,Ch,Neighborhood Compli(+)	002530
Pvb Operations & It Manager(+)	004047	Rer Division Chief(+)	002522
Quality Assurance Engineer 1(+)	000886	Rer Division Chief 2(+)	002526
Quality Assurance Engineer 2(+)	000887	Rer Division Chief 3(+)	002523
RER Agenda Supervisor(+)	002079	Rer Division Manager(+)	002525
RER Bldg Code Comp Officer 1	002187	Rer Endangered Lands Coord(+)	001561
RER Bldg Code Comp Officer 2	002188	Rer Enforcement Info Spec	002225
RER Code Comp Collection Mgr(+)	002211	Rer Evaluation Supervisor(+)	002052
RER Code Comp Legal Liaison(+)	002558	Rer Impact Fee Supervisor(+)	002074
RER Code Comp Legis Clerk	002555	Rer Innov & Eco Dev Coordinato(+)	002578
RER Economic Dev Advisor(+)	002581	Rer Intergovt Affairs Admin(+)	001588

MIAMI-DADE COUNTY, FLORIDA

PAY PLAN

ALPHABETICAL INDEX

JOB TITLE	JOB CODE NUMBER	JOB TITLE	JOB CODE NUMBER
Rer Licensing Clerk	002514	SFWIB YOUTH PROGRAMS MANAGER(+)	003840
Rer Lien Collection Rep	002220	SPD Intergovernmental AFF ADMI(+)	000179
Rer Lien Collection Supervisor(+)	002210	Safety Officer(+)	001966
Rer Micrographics Records Clk	002234	Sales Member&Warehse Spec 1(+)	007343
Rer Permit & Plans Rep	001550	Sales Member&Warehse Spec 2(+)	007344
Rer Permit And Occupancy Rep	002235	Sbd Captial Imp Project Spec(+)	003622
Rer Permit Services Specialist	002231	Sbd Construction Proj Mgr(+)	003680
Rer Plans Processor Supervisor(+)	002227	Sbd Contract Compliance Ofc 1	003623
Rer Product Control Examiner(+)	002618	Sbd Contract Compliance Ofc 2(+)	003624
Rer Product Control Inspector(+)	002616	Sbd Contractor Comp Coord(+)	003621
Rer Product Control Sect Sup(+)	002259	Sbd Professional Svc Spec(+)	003666
Rer Product Control Tech	002245	Sbd Section Chief(+)	003627
Rer Product Control Unit Sup(+)	002258	Sbd Section Manager(+)	003628
Rer Qual Assurance Unit Sup(+)	002260	Sbd Sr Professional Svc Spec(+)	003667
Rer Records Coordinator	001563	Sbd Technical Assistance Coord(+)	003685
Rer Resiliency Coordinator 1(+)	000787	Scada Operations Specialist(+)	005589
Rer Resiliency Coordinator 2(+)	000788	Sch Crossing Guard Prog Admin(+)	004329
Rer Resiliency Metrics Analyst(+)	000789	School Crossing Guard Coord	004328
Rer Resiliency Program Mgr(+)	000790	Seaport Asset Manager(+)	001470
Rer Roof Product Ctrl Examiner(+)	002622	Seaport Ast Property Manager	001326
Rer Senior Code Officer(+)	002248	Seaport Berthing Officer(+)	001314
Rer Service Representative	002206	Seaport Billing Supervisor(+)	001404
Rer Sr Div Cf, Dev Services(+)	002268	Seaport Business Permits Clerk	001390
Rer Support Compliance Rep	002221	Seaport Business Permits Spec(+)	001403
Rer Support Compliance Rep Sup	002223	Seaport CF Operating Officer(+)	001500
Rer Support Compliance Spec(+)	002244	Seaport Capital Dev Adm Coord(+)	001459
Rer Support Section Sup(+)	002252	Seaport Cargo Development Coord(+)	001478
Rer Support Specialist	002236	Seaport Collections Officer	001401
Rer Unsafe Structure Spec	002243	Seaport Constr Cost Analyst(+)	001389
Resilience Plan & Policy Mgr(+)	000791	Seaport Cruise Operations Mgr(+)	001319
Return To Work Specialist(+)	001928	Seaport Elevator Contract Spec(+)	001329
Revenue & Productivity Anl 1(+)	000343	Seaport Enforcement Specialist	001300
Revenue & Productivity Anl 2(+)	000344	Seaport Exterminator	001309
Revenue Development Coord(+)	000944	Seaport Facilities Sup	001432
Risk Management Analyst(+)	001974	Seaport Facilities Supt(+)	001434
Risk Management Appraiser(+)	001913	Seaport Field Technician	001308
Risk Management Insurance Rep	001970	Seaport Fin & Strategic Anl(+)	001484
Risk Management Safety Officer(+)	001967	Seaport Fin Initiatives Admin(+)	001485
Risk Management Specialist(+)	001973	Seaport Fire Suppress Sys Tech	001345
Road Constr Cost Estimator	001040	Seaport Fleet & Maint Officer(+)	001320
Road Construction Engineer(+)	001043	Seaport Hydraulics Mechanic	001310
Roadway Lighting Insp Sup	001230	Seaport Intermodal Coord(+)	001479
Roadway Lighting Inspector	001229	Seaport Managing Dir/CFO(+)	001501
Roadway Lighting Technician	006565	Seaport Maritime Training Spec(+)	001325
Roof Plans Processor(+)	002172	Seaport Operations Manager(+)	001386
Roofing Field Unit Sup	002111	Seaport Operations Specialist(+)	001377
Roofing Inspector	002108	Seaport Pass Svc Equip Sup	001312
Rsvp Coordinator(+)	003019	Seaport Passenger Safety Ofc	001323
Ryan White Fiscal Admin(+)	000852	Seaport Planning Coordinator(+)	001477
Ryan White Prog Administrator(+)	000851	Seaport Property Manager(+)	001327
SAO Bailiff	004706	Seaport Public Aff&Comm Dir(+)	001486
SCADA Infrastructure Manager(+)	005648	Seaport Revenue Control Specia	001402
SCADA Infrastructure Spec	005647	Seaport Security Coordinator(+)	001303
SECTION 8 HCV DIV DIR(+)	003490	Seaport Security Liaison Ofc(+)	001381
SFWIB ADA COORDINATOR(+)	003833	Seaport Security Ops Sup(+)	001305
SFWIB ADMINISTRATIVE OFFICER 2(+)	003826	Seaport Security Sup 1	001301
SFWIB ADMINISTRATIVE SECRETARY	003854	Seaport Security Sup 2(+)	001302
SFWIB AST CONTROLLER(+)	003857	Seaport Strategy Officer(+)	001481
SFWIB Agenda Clerk	003825	Seaport Superintendent(+)	001315
SFWIB CONT COMPLIANCE OFFICER(+)	003821	Seaport Terminal Ops Spec	001317
SFWIB CUSTOMER SVC/RECEPTIONST	003823	Seaport,Mgr Strtgc Partnr&Comm(+)	001335
SFWIB Chief Of Staff(+)	003871	Seaprt Pass Brdg Bag Conv Oper	001307
SFWIB Contracts Specialist(+)	003830	Seaprt Pass/Brdg/Bag Conv Tech	001311
SFWIB Disabilities Prog Spec(+)	003839	Secretary	000031
SFWIB ELIGIBILITY VER SPEC 2(+)	003808	Secretary Intergov Affairs(+)	008764
SFWIB EXEC AST TO EXEC DIR(+)	003849	Secretary To Cty Commission(+)	008621
SFWIB Eligibility Ver Spec 1	003807	Secretary To Sr Deputy Clerk	000087
SFWIB FAC & TRANSPORTATION OFC(+)	003829	Sect Chief, Terminal Ops(+)	005017
SFWIB FACILITY COORDINATOR(+)	003834	Section Chief Aviation(+)	005016
SFWIB FINANCE ADMINISTRATOR(+)	003858	Security Alarm Specialist	006551
SFWIB Human Resource Spec	003846	Security Alarm Systems Sup	006553
SFWIB INFO TECHNOLOGY MANAGER(+)	003853	Security Systems Engineer(+)	001866
SFWIB JOB TRAINING PROG SPEC(+)	003822	Security Systems Manager(+)	001876
SFWIB Marketing Specialist(+)	003888	Semi-Skilled Laborer	006035
SFWIB OPERATIONS SPECIALIST(+)	003838	Senior Advisor For Policy(+)	008720
SFWIB POLICY COORDINATOR(+)	003832	Senior Advisor To The Cfo(+)	008697
SFWIB PROGRAM COORDINATOR(+)	003827	Senior Advocate(+)	008696
SFWIB PROGRAM SERVICES SUP(+)	003842	Senior Ast To Dept Dir(+)	008640
SFWIB QUALITY ASSURANCE COOR(+)	003837	Senior Audit Budget Mgr(+)	008665
SFWIB QUALITY ASSURANCE SPEC(+)	003836	Senior Auditor(+)	000906
SFWIB SPECIAL PROJECTS ADMIN 1(+)	003851	Senior Aviation Property Mgr(+)	005211
SFWIB SPECIAL PROJECTS ADMIN 2(+)	003848	Senior Bond Accountant(+)	000393
SFWIB TRANSITION SPECIALIST(+)	003831	Senior Bond Analyst(+)	000385
SFWIB WEB DESIGNER(+)	003852	Senior Business Analyst(+)	000855
SFWIB Work Exp Participant	003870	Senior Cadastral Tech	001018

MIAMI-DADE COUNTY, FLORIDA

PAY PLAN
ALPHABETICAL INDEX

JOB TITLE	JOB CODE NUMBER	JOB TITLE	JOB CODE NUMBER
Senior Chief, W&S Division(+)	005609	Sr Seaport Berthing Officer(+)	001313
Senior Comm Legis Analyst(+)	008653	Sr Systems Administrator(+)	001882
Senior Commission Aide(+)	008613	Sr Systems Analyst/Prog(+)	001845
Senior Companion	003772	Sr Tech Svc Planner/Scheduler(+)	006465
Senior Companion Coordinator(+)	003754	Sr. Advisor For Innov & Perf(+)	008710
Senior Companion Field Sup(+)	003753	Sr. Fire Adv Of Res & Dom Prep(+)	004193
Senior Const Spec Writer(+)	001027	Sr. Human Resources Manager(+)	000417
Senior County Comm Clerk(+)	004043	Sr. Innovation Courts Proj Mgr	004049
Senior Court Legal Advisor(+)	004845	Staff Attorney Comm E&Pt(+)	008813
Senior Deputy Clerk(+)	004006	State Affairs Coordinator(+)	008632
Senior Division Director, Hr(+)	000471	State Coordinator(+)	008618
Senior Dtpw Electronic Tech	008089	Stenographic Reporter Sup	000037
Senior Exec Secretary To Clerk	000089	Stenographic Reporter	000035
Senior Executive Secretary	000096	Storekeeper	000220
Senior Finance Analyst(+)	000383	Stores Clerk	000201
Senior Forensic Technician	002952	Strategic Initiatives Manager(+)	000892
Senior Grants Analyst(+)	000943	Strategic Procurement Div Dir(+)	000185
Senior Judicial Spt Admin(+)	004838	Structural Plans Processor(+)	002173
Senior Lithographer	000249	Structural Sect Supervisor(+)	002185
Senior Mgr Rer Env Sect(+)	001565	Student Intern	000232
Senior Personnel Specialist(+)	000412	Subrogation Claims Examiner(+)	001905
Senior Planner(+)	002008	Supervisor Of Elections(+)	002430
Senior Pool/Lake Lifeguard	007209	Supervisor, Phcd(+)	003648
Senior Professional Engineer(+)	001051	Supv, Hr Testing & Validation(+)	000430
Senior Professional Geologist(+)	001528	Sustainability Program Ast	000780
Senior Prop Appraiser Clerk	000101	Swim Instructor	007213
Senior Property Exemptions Clk	000160	Systems Administrator 1(+)	001880
Senior Realty Change Clerk	000118	Systems Administrator 2(+)	001881
Senior Records Mgmt Spec(+)	004026	Systems Analyst/Programmer 1(+)	001843
Senior Regional Mgr(+)	007326	Systems Analyst/Programmer 2(+)	001844
Senior Registered Architect(+)	001053	Systems Support Mgr(+)	001853
Senior Scientist Hydrology(+)	001523	Tax Collector(+)	000371
Senior Section Chief, Aviation(+)	005018	Tax Collector Bus Sys Mgr(+)	000321
Senior Social Media Specialist(+)	000844	Tax Collector Coll & Enf Offcer	000348
Senior Tax Records Specialist	000351	Tax Collector Legal Liaison(+)	000358
Senior Telecommunications Tech	001733	Tax Collector Manager(+)	000359
Senior Web Designer(+)	001807	Tax Collector Revenue Spec	000352
Senior Web Developer(+)	001812	Tax Collector Section Asst Mgr(+)	000362
Senior Web Publisher(+)	001809	Tax Collector Section Manager(+)	000379
Service Corps Worker	003758	Tax Collector Sup(+)	000361
Sewer Inspection Technician 1	005806	Tax Deed Administrator(+)	004098
Sewer Inspection Technician 2	005807	Tax Deed Supervisor(+)	004100
Sfwib Program Specialist(+)	000891	Tax Records Specialist 2	000350
Shared Services Analyst(+)	000425	Tax System Manager(+)	000341
Shared Services Specialist	000426	Tech Equip Instructor Supervis	006330
Sign Painter	006540	Tech Services Planner/Sched(+)	006466
Signage And Design Manager(+)	001813	Tech Vendor Program Director(+)	001793
Sludge Dewatering Operator 2	005856	Technical & Training Sup(+)	003711
Social Media Manager(+)	000835	Technical Equip Instructor	006346
Social Media Specialist(+)	000843	Technical Services Coordinator	001650
Social Services Admin(+)	003025	Technical Support Analyst(+)	001860
Social Services Report Spec	003175	Technical Training Spec 1(+)	001862
Social Worker 1	003006	Technical Training Spec 2(+)	001863
Social Worker 2(+)	003007	Technical Training Spec 3(+)	001864
Social Worker Aide	003002	Telecomm Bill & Process Coord(+)	001727
Sp Ground Transportation Coord	001321	Telecommunications Infra Spec	001736
Sp Public Outreach &Event Coord(+)	001378	Telecommunications Manager(+)	001735
Spc Projects Administrator 1(+)	000831	Telecommunications Sup	001734
Spc Projects Administrator 2(+)	000832	Telecommunications Tech	001732
Spec Agent Sup Off Insp Gen(+)	008866	Telecommuns Installer	001731
Special Agent Oig(+)	008865	Telephone Console Operator 1	000084
Special Tax District Sup(+)	007374	Tenant Rights Advocate(+)	002563
Sports Turf Manager(+)	007535	Tennis Court Attendant	007241
Sports Turf Sprayer	007540	Tennis Facility Manager(+)	007353
Sports Turf Supervisor 1	007537	Theater Administrator(+)	008967
Sports Turf Supervisor 2	007538	Theater Box Office Manager(+)	008951
Sports Turf Supervisor 3	007539	Theater Crew 1	008925
Spray Painter	006517	Theater Crew 2	008926
Sprayer	006044	Theater Crew 3	008927
Sr Security Systems Engineer(+)	001867	Theater Director(+)	008922
Sr A/E Consultant Sel Coord(+)	000184	Theater Food & Bvrg Concsn Mgr(+)	008957
Sr Advisor For Public Safety(+)	004299	Theater House Manager(+)	008958
Sr Database Administrator(+)	001870	Theater Marketing Coordinator(+)	008952
Sr Dtpw Operations Scheduler(+)	008114	Theater Production Mgr(+)	008935
Sr Employee Benefits Spec(+)	001937	Title Analyst	001228
Sr Energy Resilience Prog Mgr(+)	000792	Toll Collector	001286
Sr Exec Ast To The Dept Dir(+)	001496	Toll Enforcement Officer	001288
Sr Executive Sec, Mayor Off	000098	Toxicologist 1(+)	002934
Sr Mgr, Employee Support Svc(+)	000438	Toxicologist 2(+)	002935
Sr Micrographic Records Clk	002233	Toxicologist 3(+)	002936
Sr Office Support Specialist	000022	Toxicology Lab Admin Coord(+)	002932
Sr Operating Systems Prog(+)	001851	Tpo Administration Specialist	000744
Sr Police Bureau Commander(+)	004264	Tpo Agenda Processing Ast	000741
Sr Professional Land Surveyor(+)	001056	Tpo Board Administration Spec	000743
Sr Property Appraiser Sup	000144	Tpo Budget Administrator(+)	000745

MIAMI-DADE COUNTY, FLORIDA

PAY PLAN
ALPHABETICAL INDEX

JOB TITLE	JOB CODE NUMBER	JOB TITLE	JOB CODE NUMBER
Tpo Budget Coordinator(+)	000757	W&S Account Clerk	005728
Tpo Chief Communications Ofc(+)	000767	W&S Assistant Controller(+)	005953
Tpo Clerk Of Governing Board(+)	000770	W&S Ast Chief Of Security(+)	005594
Tpo Deputy Adm. Governing Brd(+)	000756	W&S Auto Equipment Operator 1	005827
Tpo Deputy Administrator(+)	000777	W&S Auto Equipment Operator 2	005828
Tpo Exec Asst To The Director(+)	000774	W&S Automotive Body Worker	005826
Tpo Finance Manager(+)	000765	W&S Backflow Enf Specialist	005822
Tpo Intergovernmental Aff Coord(+)	000755	W&S Billing Clerk	005732
Tpo Mobility Planner 1(+)	000761	W&S Business Process Spec(+)	005740
Tpo Mobility Planner 2(+)	000760	W&S Business Process Sr Spec(+)	005741
Tpo Mobility Planner 3(+)	000776	W&S Cadastral Technician	005665
Tpo Policy & Program Manager(+)	000762	W&S Capital Dev Adm Coord(+)	005956
Tpo Prog Admin, Govern Board(+)	000764	W&S Capital Inventory Spec	005758
Tpo Prog Admin, Transportation(+)	000768	W&S Capital Projects Director(+)	005955
Tpo Program Development Mgr(+)	000740	W&S Cashier 1	005725
Tpo Public Involvement Officer(+)	000766	W&S Cashier 2	005726
Tpo Senior Admin Coordinator(+)	000746	W&S Cctv Equip Inspection Tech	005899
Tpo Spc Proj & Outreach Coord(+)	000773	W&S Chief Of Staff(+)	005994
Tpo Transit And Regional Mgr(+)	000752	W&S Clerk 2	005702
Tpo Transportation Planner 2(+)	000772	W&S Com Center Shift Sup	005912
Tpo Transportation Planner 3(+)	000775	W&S Communication Manager(+)	005977
Tpo Transportation Plng Intern(+)	000758	W&S Communications Spt Spc	005751
Track Equipment Operator	008066	W&S Complaint Intake Special	005714
Track Repairer	008064	W&S Const Field Support Coord	005581
Track Shop Supervisor	008183	W&S Construction Coordinator(+)	005950
Traction Power Supervisor	008171	W&S Construction Proj Sup 1(+)	005579
Traffic Analyst	001091	W&S Contract Compliance Spec(+)	005914
Traffic Analyst Supervisor(+)	001093	W&S Custodial Worker 1	005736
Traffic Concurrency Admin(+)	001048	W&S Custodial Worker 2	005737
Traffic Control Sys Spec	001092	W&S Customer Service Rep 1	005748
Traffic Ctrl Std&Spec Coord(+)	001097	W&S Customer Service Rep 2	005749
Traffic Engineer 1(+)	001094	W&S Data Entry Specialist 1	005775
Traffic Engineer 2(+)	001095	W&S Data Entry Specialist 2	005776
Traffic Engineer 3(+)	001096	W&S Division Manager(+)	005987
Traffic Engineering Manager(+)	001088	W&S Doc Control Specialist Sup	005721
Traffic Maint Manager	001247	W&S Document Ctrl Specialist	005720
Traffic Maintenance Repairer	001242	W&S Duplicating Equip Operator	005774
Traffic Maintenance Supervisor	001246	W&S EPR Business Specialist 2(+)	005611
Traffic Operations Coordinator(+)	004080	W&S ERP/EAMS Bus Proc Div Mgr(+)	005613
Traffic Signal Const Insp	001235	W&S Electrician	005880
Traffic Signal Tech Sup	001239	W&S Emergency Com Mgr(+)	005916
Traffic Signal Technician 1	001237	W&S Emp Sfty&Develop Instr(+)	005902
Traffic Signal Technician 2	001238	W&S Eng Cost&Scheduling Spec(+)	005536
Train Control Supervisor	008173	W&S Engineering Survey Tech 1	005888
Train Operator	008073	W&S Engineering Survey Tech 2	005889
Training Specialist 1(+)	000420	W&S Env Compliance Spec 1(+)	005631
Training Specialist 2(+)	000422	W&S Env Compliance Spec 2(+)	005632
Training Specialist 3(+)	000424	W&S Env Compliance Supv(+)	005633
Transfer Station Supt(+)	006339	W&S Environmental Chemist 1(+)	005926
Translator, Miami Dade County(+)	002360	W&S Environmental Chemist 2(+)	005927
Transportation Officer(+)	006122	W&S Environmental Chemist 3(+)	005930
Trash Cran Operator	006212	W&S Erp Business Specialist 1(+)	005612
Trash Truck Driver	006209	W&S Erp Senior Business Spec(+)	005610
Treatment Plant Operator 1	005852	W&S Evaluation&Review Spec	005862
Treatment Plant Supervisor	005555	W&S Financial Data Admin(+)	005797
Tree Trimmer	007250	W&S Fleet Management Spec(+)	005990
Turf Equipment Mechanic	007245	W&S Flow Meter Technician	005858
Tv Broadcast Engineer	002351	W&S Gis Field Technician	005778
Tv Director/Editor(+)	002354	W&S Gis Graphics Technician 2	005779
Tv Producer(+)	002345	W&S Gis Qual Assurance Spec(+)	005562
Urban Horticultural Prog Spec	002501	W&S Gis Quality Assurance Sup(+)	005596
User Experience Designer(+)	002567	W&S Gis Verification Sect Sup(+)	005796
Utility Damages Investigator	005936	W&S Hazard Waste Specialist	005924
Utility Equipment Tech Admin(+)	006117	W&S Heavy Equipment Operator	005830
Utility Equipment Tech Sup	006116	W&S Information Tech Spec	005784
Utility Plant Operator Sup	006444	W&S Instru CTRL SPEC SUP	005546
Utility Supply Spec 1	005755	W&S Instrumentation Ctrl Spec	005850
Utility Supply Supervisor	005918	W&S Laboratory Technician 1	005762
Value Adjust Board (Vab) Mgr.(+)	004082	W&S Laboratory Technician 2	005765
Variable Data Printing Spec(+)	000240	W&S Leak Detection Equip Spec	005851
Veteran Services Program Coord(+)	003779	W&S Legis&Municipal Aff Coord(+)	005963
Veterans Services Specialist(+)	003204	W&S Liability Claims Admin(+)	005934
Veterinarian(+)	001216	W&S Mail Center Clerk 1	005772
Veterinary Assistant	001214	W&S Mail Center Clerk 2	005773
Veterinary Technician	001215	W&S Mail Center Sup	005903
Victim Crime Act Specialist 1	003013	W&S Maint Planner/Scheduler(+)	005965
Victim Of Crime Act Aide	003014	W&S Maint Repairer	005803
Victim Of Crime Act Spec 2	003015	W&S Maintenance Mechanic	005804
Victim Of Crime Act Sup 1(+)	003016	W&S Maintenance Services Mangr(+)	005967
Victim Of Crime Act Sup 2(+)	003017	W&S Maintenance Shop Sup	005527
Video Production Specialist(+)	002332	W&S Meter Repair Supervisor	005945
Videographer/Editor(+)	002334	W&S Meter Technician	005857
W & S Office Support Specialis	005712	W&S Microbiologist(+)	005925
W & S Paving Const Prg Mgr(+)	005643	W&S Micrographics Tech 2	005746
W & S Sr Const Compliance Spec(+)	005908	W&S Mini-Computer Data Tech	005783

MIAMI-DADE COUNTY, FLORIDA

PAY PLAN
ALPHABETICAL INDEX

JOB TITLE	JOB CODE NUMBER	JOB TITLE	JOB CODE NUMBER
W&S Operations & Maint Sup	005969	Waste Scale Operations Sup(+)	006314
W&S Operations Coordinator(+)	005743	Waste Scale Operator	006312
W&S Paralegal Collection Spec	005739	Waste Service Clerk 1	006301
W&S Paving Cost Estimator(+)	005920	Waste Service Clerk 2	006303
W&S Personnel Technician	005752	Waste Service Clerk Sup	006304
W&S Pipefitter	005848	Waste Supervisor 1	006318
W&S Plans Review Coordinator	005949	Waste Supervisor 2	006319
W&S Plant Diesel Maint Sup	005970	Waste Tractor Trailer Driver	006211
W&S Plant Diesel Mechanic	005844	Waste Truck Driver Operator	006215
W&S Plant Electrical Proj Spec(+)	005841	Water Dist Admin Section Mgr(+)	005651
W&S Plant Electrical Sup	005966	Water Distribution Section Sup(+)	005650
W&S Plant Electrician	005840	Water Distribution Sup	005603
W&S Plant Maintenance Sup	005972	Water/Wastewater Ops Manager(+)	005605
W&S Plant Mechanic	005846	Web Designer 1(+)	001803
W&S Plumber	005882	Web Designer 2(+)	001806
W&S Power Plant Operator 1	005842	Web Developer(+)	001808
W&S Power Plant Operator 2	005843	Web Publisher	001805
W&S Procurement Manager(+)	005976	Welder	006560
W&S Projects Compliance Spec	005919	Women'S Park Facility Manager(+)	007319
W&S Projects Inspector 1	005895	Word Processing Operator 3	000053
W&S Projects Inspector 2	005897	Workers Comp Claims Examiner(+)	001931
W&S Public Affairs Admin(+)	005981	Workers Comp Claims Rep	001925
W&S Public Relations Coord(+)	005975	Workers Comp Claims Adjuster(+)	001929
W&S Pump Station Constr Sup(+)	005576	Wr/Med,Off Of Chr Med Pro(+)	008638
W&S Purchasing Specialist	005760	Youth & Training Prog Intern	003815
W&S Quality Assurance Coord(+)	000888	Youth Enrichment Specialist	007310
W&S Quality Assurance Gis Spec(+)	005662	Youth Services Specialist	007128
W&S Rate Analyst(+)	005932	Zoning Analyst 1(+)	002041
W&S Real Estate Manager(+)	005933	Zoning Analyst 2(+)	002042
W&S Records Center Clerk 1	005722	Zoning Clerk	002020
W&S Records Center Clerk 2	005707	Zoning Info Service Manager(+)	002056
W&S Refrig/Ac Mechanic	005878	Zoning Info Service Specialist	002055
W&S Resilience Program Coord(+)	005666	Zoning Review & Impact Fee Mgr(+)	002057
W&S Safety Supervisor(+)	005913	Zoning Svc Sr Plans Processor	002024
W&S Scada Projects Coordinator(+)	005587	Zoning Svcs Plans Processor	002021
W&S Scada Support Specialist(+)	005646	Zoo Admissions Manager(+)	007476
W&S Secretary	005719	Zoo Admissions Supervisor(+)	007473
W&S Security Inspector Sup(+)	005591	Zoo Animal Beh & Enrich Spc	007459
W&S Security Sup(+)	005590	Zoo Animal Behavior&Enrich Sup(+)	007460
W&S Semi-Skilled Laborer	005802	Zoo Animal Science Manager(+)	007475
W&S Senior Business Analyst(+)	005961	Zoo Commissary Keeper	007403
W&S Senior Meter Technician	005859	Zoo Conservation & Vet Svc Mgr(+)	007488
W&S Senior Microbiologist(+)	005923	Zoo Conservation&Research Spec(+)	007479
W&S Senior Program Manager(+)	005982	Zoo Educ & Interpretation Mgr(+)	007375
W&S Senior Scada Engineer(+)	005585	Zoo Exhibits Manager(+)	007461
W&S Septic Waste Attendant	005825	Zoo Exhibits Technician	007418
W&S Service Technician 1	005837	Zoo Graphics&Exhibitory Mgr(+)	007432
W&S Service Technician 2	005838	Zoo Group Sales & Events Sup(+)	007474
W&S Service Technician Sup	005574	Zoo Group Sales&Events Mgr(+)	007453
W&S Sewer Collection Sys Sup	005539	Zoo Hospital Clerk	007470
W&S Sewer Lateral Repair	005867	Zoo Hospital Technician	007419
W&S Sludge Dewatering Oper 1	005855	Zoo Miami Keeper 1	007401
W&S Sp Ast To Dep Dir Of Ops(+)	005597	Zoo Miami Keeper 2	007402
W&S Special Proj Constr Sup(+)	005584	Zoo Miami Keeper Aide	007417
W&S Sr Advisor Cap Proj & Comp(+)	005993	Zoo Monorail Maint Sup	007445
W&S Stores, Warehouse&Proc Mgr(+)	005974	Zoo Nutritionist(+)	007469
W&S Structural Constr Sup(+)	005582	Zoo Operations Manager(+)	007466
W&S Structural Maint Sup	005526	Zoo Operations Specialist 1(+)	007463
W&S Structural Maint Worker	005872	Zoo Operations Specialist 2(+)	007464
W&S Submersible Pump Tech	005810	Zoo Registrar & Records Coord(+)	007404
W&S Sys Analyst/Programmer 1(+)	005785	Zoo Rental Operations Sup	007455
W&S Sys Analyst/Programmer 2(+)	005786	Zoo Rentals Operations Manager(+)	007438
W&S Technical Document Special(+)	005715	Zoo Staff Veterinarian(+)	007472
W&S Training Technician	005753	Zoo Superintendent(+)	007492
W&S Treatment Plant Operator 2	005853	Zoo Transportation Guide	007440
W&S Utilities Collections Mgr(+)	005917	Zoo Transportation Manager(+)	007437
W&S Utility Equipment Tech	005817	Zoo Transportation Supervisor	007436
W&S Utility Inv & Proc Spec	005901	Zoological Supervisor 1(+)	007405
W&S Utility Supply Coordinator	005757	Zoological Supervisor 2(+)	007408
W&S Utility Supply Spec 2	005756		
W&S Valve Exercise Tech	005866		
W&S Welder	005805		
Warehouse & Purchasing Sup(+)	000253		
Warehouse & Stores Supt(+)	000890		
Warehouse Supply Supervisor	000221		
Waste Attendant 1	006308		
Waste Attendant 2	006309		
Waste Collector	006208		
Waste Enforcement Officer 1	006328		
Waste Enforcement Officer 2	006329		
Waste Equipment Operator	006213		
Waste Operations Clerk	006311		
Waste Plant Electrician	006538		
Waste Plant Mechanic	006537		
Waste Radio Operator	006305		

MIAMI-DADE COUNTY, FLORIDA
PAY PLAN
ALPHABETICAL INDEX