

MEMORANDUM

Agenda Item No. 8(N)(1)

TO: Honorable Chairman Anthony Rodriguez
and Members, Board of County Commissioners

DATE: May 6, 2025

FROM: Geri Bonzon-Keenan
County Attorney

SUBJECT: Resolution approving and authorizing the County Mayor to execute a Second Amendment to the Interlocal Agreement dated July 21, 2015, between the City of Miami and Miami-Dade County to allow the City of Miami to perform certain traffic engineering functions within its municipal boundaries

Resolution No. R-427-25

The accompanying resolution was prepared by the Transportation and Public Works Department and placed on the agenda at the request of Prime Sponsor Commissioner Raquel A. Regalado.



Geri Bonzon-Keenan
County Attorney

GBK/jp

Memorandum



Date: May 6, 2025

To: Honorable Chairman Anthony Rodriguez
and Members, Board of County Commissioners

From: Daniella Levine Cava *Daniella Levine Cava*
Mayor

Subject: Resolution Approving and Authorizing the Execution of an Interlocal Agreement between the City of Miami and Miami-Dade County to Perform Certain Traffic Engineering Functions

Executive Summary

The purpose of this item is for the Board of County Commissioners (Board) to grant approval to Amendment No. 2 to an Interlocal Agreement with the City of Miami related to certain traffic engineering functions.

Recommendation

It is recommended that the Board approve the attached resolution authorizing the execution of Amendment No. 2, Exhibit "A", to the Intergovernmental Agency Agreement dated July 21, 2015 (Agreement) between the City of Miami (City) and Miami-Dade County (County), providing for the City to perform certain traffic engineering functions.

Scope

The affected areas for this Agreement fall within Districts 3, 5, 6 and 7, which are represented by Commissioner Keon Hardemon, Commissioner Eileen Higgins, Commissioner Kevin Marino Cabrera and Commissioner Raquel Regalado.

Delegation of Authority

In accordance with Section 2-8.3 of the County Code related to identifying delegation of Board authority, there are no authorities beyond those specified in the resolution which include authority of the County Mayor, or designee, to execute an Interlocal Agreement between the County and the City.

Fiscal Impact/Funding Source

There is no fiscal impact to the County, as the City will be responsible for all installation and recurring operations and maintenance costs.

Track Record/Monitor

The Department of Transportation and Public Works (DTPW) Assistant Director, Miguel Soria, P.E., will be responsible for monitoring this Agreement.

Background

The City passed Resolution No. R-14-0473, allowing the City Manager to enter into negotiation with the County, allowing the City to perform certain traffic engineering functions on local residential streets. Amendment No. 1 was entered into after approval by both parties on July 1, 2016. The parties have had ongoing discussion for 10 years regarding the traffic engineering functions the City may perform. In the last 10 years, the County has refined the ability of municipalities to perform certain traffic engineering functions without needing to come

Honorable Chairman Anthony Rodriguez
and Members, Board of County Commissioners
Page No. 2

to the County for additional approvals when using pre-approved standard designs. In the interim, the Board adopted Ordinance No. 06-55 that delegated the ability of the County Mayor or designee to enter into these types of interlocal agreements without needing to bring each agreement to the Board. It should be noted that the traffic engineering functions are limited to specific types of traffic control devices that meet County design standards and may not be modified without prior County approval. Amendment No. 1 authorized the City to install traffic calming devices including traffic circles, speed humps, historic street name signs, in-street pedestrian crossings, and raised intersections. In addition to these, Amendment No. 2 introduces speed tables, speed cushions, historic wayfinding signs, and mid-block raised crosswalks. It should also be noted that Amendment No. 2 specifically excludes road closures as a means of traffic engineering that the City may conduct without prior County approval.

Amendment No. 2 to the 2015 Interlocal Agreement sets a formal structure for continuing efforts that have been underway and provides the City with the ability to perform certain engineering functions within its municipal boundaries.



Jimmy Morales
Chief Operating Officer



MEMORANDUM
(Revised)

TO: Honorable Chairman Anthony Rodriguez
and Members, Board of County Commissioners

DATE: May 6, 2025

FROM: 
Gen Bonzon-Keenan
County Attorney

SUBJECT: Agenda Item No. 8(N)(1)

Please note any items checked.

- “3-Day Rule” for committees applicable if raised**
- 6 weeks required between first reading and public hearing**
- 4 weeks notification to municipal officials required prior to public hearing**
- Decreases revenues or increases expenditures without balancing budget**
- Budget required**
- Statement of fiscal impact required**
- Statement of social equity required**
- Ordinance creating a new board requires detailed County Mayor’s report for public hearing**
- No committee review**
- Applicable legislation requires more than a majority vote (i.e., 2/3’s present ____, 2/3 membership ____, 3/5’s ____, unanimous ____, majority plus one ____, CDMP 7 vote requirement per 2-116.1(3)(h) or (4)(c) ____, CDMP 2/3 vote requirement per 2-116.1(3) (h) or (4)(c) ____, CDMP 9 vote requirement per 2-116.1(4)(c) (2) ____) to approve**
- Current information regarding funding source, index code and available balance, and available capacity (if debt is contemplated) required**

Approved _____ Mayor
Veto _____
Override _____

Agenda Item No. 8(N)(1)
5-6-25

RESOLUTION NO. R-427-25

RESOLUTION APPROVING AND AUTHORIZING THE COUNTY MAYOR OR COUNTY MAYOR’S DESIGNEE TO EXECUTE A SECOND AMENDMENT TO THE INTERLOCAL AGREEMENT DATED JULY 21, 2015, BETWEEN THE CITY OF MIAMI AND MIAMI-DADE COUNTY TO ALLOW THE CITY OF MIAMI TO PERFORM CERTAIN TRAFFIC ENGINEERING FUNCTIONS WITHIN ITS MUNICIPAL BOUNDARIES

WHEREAS, the City of Miami (“City”) has requested a second amendment to the existing interlocal agreement, dated July 21, 2015, providing the City authority to perform certain additional traffic engineering functions within local municipal streets only that are maintained by the City; and

WHEREAS, the Second Amendment to the Interlocal Agreement (“Second Amendment”) between the City and the County, attached as Exhibit “A” to the County Mayor’s Memorandum, sets forth certain responsibilities and rights regarding the performance of Traffic Engineering Functions by the City; and

WHEREAS, this Second Amendment allows the City to install certain traffic calming devices without requiring prior County approval when the design has been pre-approved by the County, including traffic circles, speed humps, historic wayfinding signs, raised intersections, speed tables, speed cushions, chicanes, and mid-block raised crosswalks; and

WHEREAS, this Second Amendment specifically excludes road closings from the category of traffic calming devices; and

WHEREAS, the City shall be responsible for the installation and maintenance of the designated types of traffic calming devices or signs (collectively the “Traffic Calming Devices”) only on those local municipal streets operated and maintained by the City within its boundaries, and such Traffic Calming Devices shall not be placed by the City less than 250 feet from existing traffic signals, County roadways, State roadways and the boundary of City limits; nor shall such Traffic Calming Devices be placed within school zones, nor adjacent to bicycle facilities or hospitals; and

WHEREAS, this Board desires to accomplish the purposes outlined in the accompanying memorandum, a copy of which is incorporated herein by reference,

NOW, THEREFORE, BE IT RESOLVED BY THE BOARD OF COUNTY COMMISSIONERS OF MIAMI-DADE COUNTY, FLORIDA, that:

Section 1. This Board approves and incorporates the foregoing recitals as though fully set forth herein.

Section 2. This Board authorizes the County Mayor or County Mayor’s Designee to execute the Second Amendment, to exercise all rights conferred therein, and to take all actions necessary to effectuate same.

Section 3. Pursuant to Resolution No. R-974-09, this Board directs the County Mayor or County Mayor’s designee to record the agreement accepted herein in the Public Records of Miami-Dade County, Florida; and to provide a recorded copy of the instrument to the Clerk of the Board within 30 days of execution of said instrument; and directs the Clerk of the Board to attach and permanently store a recorded copy together with this resolution.

The foregoing resolution was offered by Commissioner **Eileen Higgins**, who moved its adoption. The motion was seconded by Commissioner **Kionne L. McGhee** and upon being put to a vote, the vote was as follows:

| | | | |
|---------------------------------|------------|------------------------|------------|
| Anthony Rodriguez, Chairman | aye | | |
| Kionne L. McGhee, Vice Chairman | aye | | |
| Marleine Bastien | aye | Juan Carlos Bermudez | aye |
| Sen. René García | aye | Oliver G. Gilbert, III | aye |
| Roberto J. Gonzalez | aye | Keon Hardemon | aye |
| Danielle Cohen Higgins | aye | Eileen Higgins | aye |
| Raquel A. Regalado | aye | Micky Steinberg | aye |
| District 6 - Vacant | | | |

The Chairperson thereupon declared this resolution duly passed and adopted this 6th day of May, 2025. This resolution shall become effective upon the earlier of (1) 10 days after the date of its adoption unless vetoed by the County Mayor, and if vetoed, shall become effective only upon an override by this Board, or (2) approval by the County Mayor of this resolution and the filing of this approval with the Clerk of the Board.

MIAMI-DADE COUNTY, FLORIDA
BY ITS BOARD OF
COUNTY COMMISSIONERS

JUAN FERNANDEZ-BARQUIN, CLERK

By: Basia Pruna
Deputy Clerk



Approved by County Attorney as to form and legal sufficiency.

Lauren E. Morse

CITY OF MIAMI

AMENDMENT NO. 2 TO INTERGOVERNMENTAL AGENCY AGREEMENT

WITH MIAMI-DADE COUNTY

TO PERFORM TRAFFIC ENGINEERING FUNCTIONS

This Amendment No. 2 to the Intergovernmental Agency Agreement dated July 21, 2015 (the "Agreement") between the **CITY OF MIAMI, FLORIDA**, a municipal corporation of the State of Florida ("City"), and **MIAMI-DADE COUNTY**, a political subdivision of the State of Florida, Miami-Dade County (the "County") providing for the City to perform Traffic Engineering Functions ("Services") is entered into this 2nd day of August, 2024.

RECITALS

WHEREAS, pursuant to Section 2-96.1 of the Miami-Dade County Code, all traffic engineering services in Miami-Dade County are under the exclusive jurisdiction of the County; and

WHEREAS, on December 11, 2014, pursuant to City Resolution R-14-0473, the City and the County entered into an Intergovernmental Agency Agreement for the City to perform certain traffic engineering functions; and

WHEREAS, on July 1, 2016, the City and County entered into Amendment No. 1 to the Intergovernmental Agency Agreement for the City to perform certain traffic engineering functions pursuant to City Resolution No. 16-00389; and

WHEREAS, on March 2, 2021, pursuant to R-179-21, the Board of County Commissioners directed the County Mayor to revise and update the traffic manual, including, but not limited to, consideration and incorporation of (i) new techniques which have emerged since 2009 which were not previously utilized as a method of traffic calming, including GPS devices and data collection; (ii) guidelines and a process for entering into interlocal agreements with municipalities for traffic calming, which may include a proposed template, and also may include the ability to utilize alternative criteria approved by a municipality when determining the necessity for traffic calming, and (iii) road closings shall specifically not be considered as a method of traffic calming; and

WHEREAS the City Commission has adopted Resolution No. 24-0229, attached hereto as Exhibit A and by reference made a part hereof, authorizing its officer(s) to negotiate and execute an Amendment No. 2 to the Agreement to allow the City to perform certain additional traffic engineering functions within local municipal streets maintained by the City and to allow the City to install certain traffic calming devices with a design pre-approved by the County without requiring prior County approval, including traffic circles, speed humps, historic wayfinding signs, raised intersections, speed tables, speed cushions, chicanes, and raised crosswalks; and

NOW THEREFORE, in consideration of the foregoing and other valuable consideration, the receipt and sufficiency of which are hereby acknowledged, the parties hereby amend the Agreement as follows:

1. Item 2

The City may install and maintain the following designated types of traffic calming

devices, and/or signs (collectively the “Traffic Calming Devices”) and only on those local municipal streets operated and maintained by the City within its boundaries, and not less than 250 feet from existing traffic signals, County roadways, State roadways and the boundary of City limits; or within school zones, or adjacent to bicycle facilities or hospitals:

- Traffic Circles
- Chicanes
- Speed Tables
- Speed Humps
- Speed Cushions
- Raised Intersections
- Midblock Raised Crosswalks
- Historic Wayfinding Signs

Item 4

Provided that such Traffic Calming design plans utilize the standard County or standard City design attached as Exhibit “B”, as may be applicable, no additional review or approval by Miami-Dade County Department of Transportation and Public Works (DTPW) shall be required before installation. Any design plans that differ in any manner from the design standards attached as Exhibit “B” shall be submitted to DTPW for its review and written approval.

Item 7

The City assumes sole and complete liability for any and all accidents, damages, claims, and/or injuries which may or are alleged to occur or arise out of the installation, operation or maintenance of said Traffic Calming Devices, and hereby indemnifies to the extent allowed by Section 768.28, Florida Statutes, and saves harmless the County from any and all claims and damages arising from such installation, operation or maintenance of the Traffic Calming Devices. All Traffic Calming Devices installed by the City in accordance with this Agreement shall conform to the applicable requirements established by the following publications including latest revisions.

Manual on Uniform Traffic Control Devices for Streets and Highways, U.S. Department of Transportation Federal Highway Administration

Standard Highway Signs, U.S. Department of Transportation, Federal Highway Administration.

A Policy on Geometric Design of Highways and Streets, American Association of State Highway and Transportation Officials (AASHTO)

Roundabouts: An Informational Guide, Federal Highway Administration, U.S. Department of Transportation

Florida Roundabout Guide, Florida Department of Transportation

Florida Department of Transportation’s Standard Specifications for Road and Bridge Construction.

Florida Bicycle Facilities Planning and Design Handbook, Florida Department of Transportation

Miami-Dade County Public Works Standard Details Manual

Miami-Dade County Traffic Flow Modification(s)/Street Closure(s) Procedure, Revised January 2009, or any other comparative criteria available to municipalities which have been approved by the County, with the decision to elect one option or the other to be determined at the City's discretion.

2. This Amendment No. 2 may be executed in any number of counterparts, each of which shall be deemed an original, and all of which shall constitute one and the same instrument. Facsimile, .pdf and other electronic signatures to this Agreement shall have the same effect as original signatures.
3. All other terms and conditions of the Agreement are in operative force and effect and remain unchanged.

[INTENTIONALLY LEFT BLANK]

SIGNATURE PAGE(S) TO FOLLOW

IN WITNESS WHEREOF, the City and the County have set their hands the day and year above written.

ATTEST:

MIAMI-DADE COUNTY

By: _____
County Mayor or Designee

By: _____
County Deputy Clerk

(Affix County Seal)

Approved as to form and legal sufficiency:

Assistant County Attorney


Signed by:

THE CITY OF MIAMI, FLORIDA

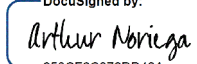


ATTEST

CITY OF MIAMI, FLORIDA, a municipal Corporation of the State of Florida

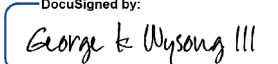
By: _____
DocuSigned by: 
E46D75005CF1459...
Todd B. Hannon, City Clerk

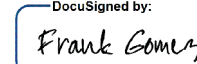
(Affix City Seal)


By: _____
DocuSigned by: 
856CF6C372BD42A...
Arthur Noriega, V, City Manager

APPROVED AS TO LEGAL FORM
CORRECTNESS:

APPROVED AS TO INSURANCE
REQUIREMENTS:

By: _____
DocuSigned by: 
86776E9F1962465...
George K. Wysong III, City Attorney

By: _____
DocuSigned by: 
27395C831B214E7...
Ann-Marie Sharpe, Director
Risk Management Department

ALK/23-2402/Al _____
DS
: No. 2 to Intergovernmental Agmt



City of Miami
Resolution R-24-0229

City Hall
3500 Pan American Drive
Miami, FL 33133
www.miamigov.com

Legislation

File Number: 15706

Final Action Date: 6/18/2024

A RESOLUTION OF THE MIAMI CITY COMMISSION, WITH ATTACHMENT(S), RESCINDING RESOLUTION NO. R-20-0296, ADOPTED SEPTEMBER 24, 2020; FURTHER, AUTHORIZING THE CITY MANAGER TO NEGOTIATE AND EXECUTE AN AMENDMENT NO. 2 TO THE INTERGOVERNMENTAL AGENCY AGREEMENT EXECUTED ON JULY 21, 2015 BETWEEN THE CITY OF MIAMI ("CITY") AND MIAMI-DADE COUNTY ("COUNTY"), IN A FORM ACCEPTABLE TO THE CITY ATTORNEY, WHICH ALLOWS THE CITY TO PERFORM CERTAIN ADDITIONAL TRAFFIC ENGINEERING FUNCTIONS WITHIN LOCAL MUNICIPAL STREETS MAINTAINED BY THE CITY, AND ALLOWS THE CITY TO INSTALL CERTAIN TRAFFIC CALMING DEVICES WITH A DESIGN PRE-APPROVED BY THE COUNTY WITHOUT REQUIRING PRIOR COUNTY APPROVAL, INCLUDING TRAFFIC CIRCLES, SPEED HUMPS, HISTORIC WAYFINDING SIGNS, RAISED INTERSECTIONS, SPEED TABLES, SPEED CUSHIONS AND CHICANES, AS DESCRIBED IN EXHIBIT "A," ATTACHED AND INCORPORATED.

SPONSOR(S): Commissioner Damian Pardo

"INCOMPLETE (ITEM WAS ADOPTED WITH MODIFICATIONS). PENDING FINAL APPROVAL AS TO FORM AND CORRECTNESS BY CITY ATTORNEY."

WHEREAS, on December 11, 2014, the City Commission adopted Resolution No. R-14-0473, which authorized the City Manager to execute an Intergovernmental Agency Agreement ("Agreement") with Miami-Dade County ("County") to allow the City of Miami ("City") to install and maintain designated Traffic Calming Devices and/or signs, which include traffic circles, speed humps, historic street name signs, and in-street pedestrian crossing signs (collectively, "Traffic Calming Devices") within local municipal streets operated and maintained by the City; and

WHEREAS, on July 21, 2015, the City entered into the Agreement with the County, which also authorized the City to perform such traffic engineering studies to determine the feasibility of utilization of certain Traffic Calming Devices; and

WHEREAS, on April 28, 2016, the City Commission adopted Resolution No. R-16-0199, which authorized the City Manager to execute Amendment No. 1 to the Agreement ("Amendment No. 1") with the County to include raised intersections as an additional traffic calming device that may be installed by the City on City streets and reduce the distance for traffic calming devices to be installed away from County roads or traffic signals from 700 feet to 250 feet; and

WHEREAS, on July 1, 2016, the City entered into Amendment No. 1 with the County; and

WHEREAS, the Agreement and Amendment No. 1 both provide for Traffic Calming Devices with a design pre-approved by the County, specifically attached as exhibits thereto, to be installed in City streets without further review from the County's Department of Transportation and Public Works ("DTPW"); and

WHEREAS, the Agreement and Amendment No. 1 only contain traffic circles as exhibits with a design pre-approved by the County, requiring the design of all other Traffic Calming Devices to be approved by DTPW prior to installation by the City; and

WHEREAS, the Agreement and Amendment No. 1 require adherence to certain technical specifications, including the County Traffic Flow Modification(s)/Street Closure Procedure placement of Traffic Calming Devices or a resolution by the City Commission in lieu thereof; and

WHEREAS, the City desires to install some Traffic Calming Devices, including those in the Agreement and Amendment No. 1, with designs pre-approved by DTPW without the need to seek further approvals; and

WHEREAS, on September 24, 2020, the City Commission approved Resolution No. R-20-0296, which included the intent to install Traffic Calming Devices, where appropriate, in an expeditious manner without the delay caused by requiring neighborhood concurrence or requiring the City Commission to adopt a resolution in support of each Traffic Calming Device; as well as the ability to install vehicular access restrictions across City rights-of-way in order to further the safety and wellbeing of City residents by reducing cut-through traffic in City neighborhoods; and

WHEREAS, the County denied the City's intent to install Traffic Calming Devices, where appropriate, in an expeditious manner without the delay caused by requiring neighborhood concurrence or requiring the City Commission to adopt a resolution in support of each Traffic Calming Device; as well as the ability to install vehicular access restrictions across City rights-of-way in order to further the safety and wellbeing of City residents by reducing cut-through traffic in City neighborhoods; and

WHEREAS, instead, Amendment No. 2 will incorporate the details, as described in Exhibit "A," attached and incorporated, and allow the City to install the Traffic Calming Devices including those in the Agreement and Amendment No. 1, with designs pre-approved by DTPW without the need to seek further approvals;

NOW, THEREFORE, BE IT RESOLVED BY THE COMMISSION OF THE CITY OF MIAMI, FLORIDA:

Section 1. The recitals and findings contained in the Preamble to this Resolution are adopted by reference and incorporated as if fully set forth in this Section.

Section 2. Resolution No. R-20-0296, adopted September 24, 2020, is rescinded in its entirety.

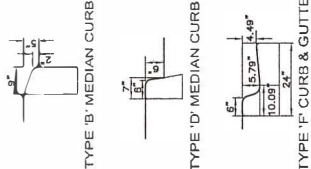
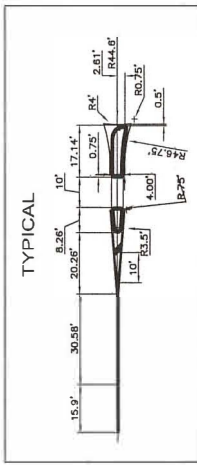
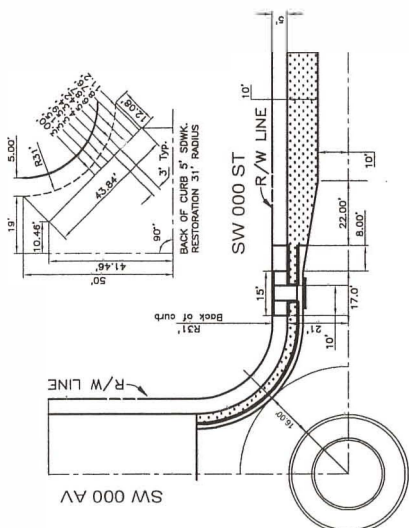
Section 3. Further, the City Manager is authorized¹ to negotiate and execute an Amendment No. 2 to the Intergovernmental Agency Agreement executed on July 21, 2015 between the City and the County, in a form acceptable to the City Attorney, to allow the City to perform certain additional traffic engineering functions within City streets and to allow the City to install the certain Traffic Calming Devices expeditiously with a design pre-approved by County DTPW, without requiring prior County DTPW approval for each Traffic Calming Device on City streets, including traffic circles, speed humps, historic wayfinding signs, raised intersections, speed tables, speed cushions and chicanes, as described in the attached and incorporated Exhibit "A," and in accordance with the provisions of the Agreement and Amendment No. 1.

Section 4. This Resolution shall become effective immediately upon its adoption.

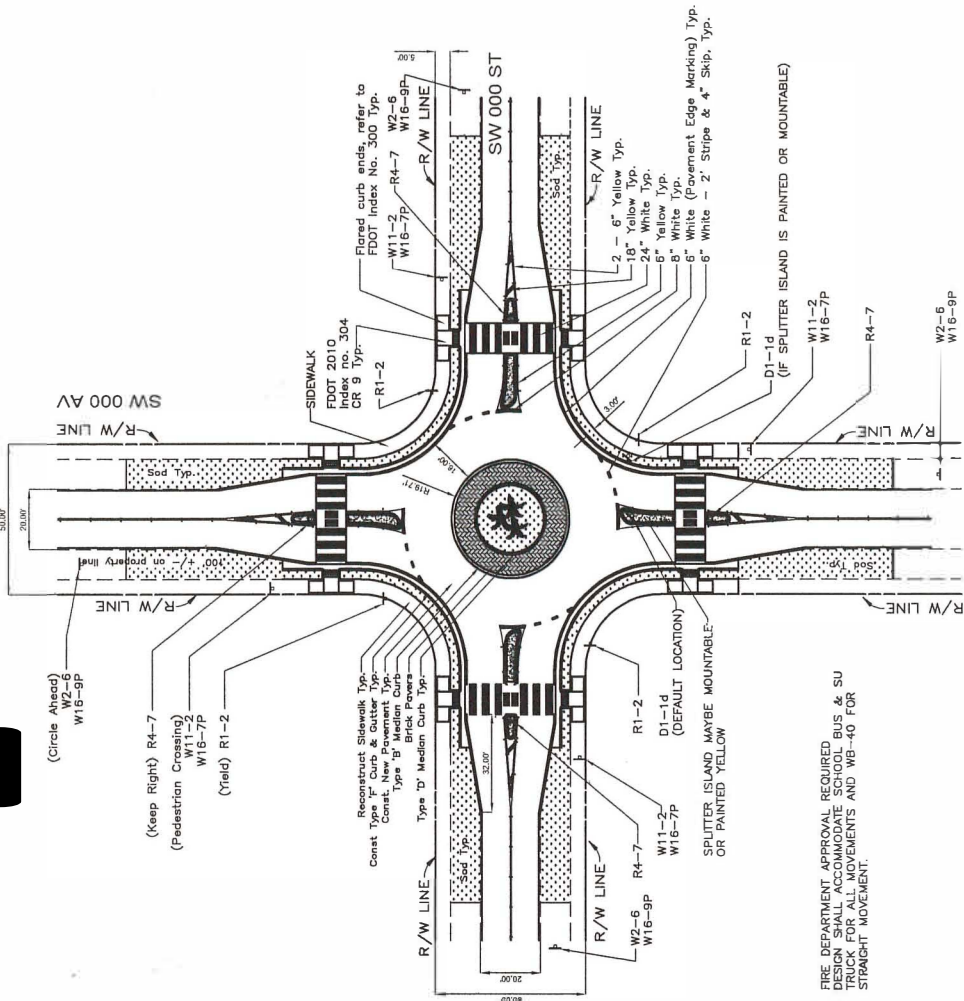
APPROVED AS TO FORM AND CORRECTNESS:

¹ The herein authorization is further subject to compliance with all requirements that may be imposed by the City Attorney, including but not limited to those prescribed by applicable City Charter and Code provisions.

"EXHIBIT B"



See Miami Dade County Public Works Manual, Standard Road Details: Curbing R 14.1 to R 14.6



1. FIRE DEPARTMENT APPROVAL REQUIRED
2. DESIGN SHALL ACCOMMODATE SCHOOL BUS & SU STRAIGHT MOVEMENT.

NOTE: TYPICAL PER FHWA ROUNDABOUT GUIDELINE, MINIMUM BUFFER BETWEEN BACK OF CURB AND FRONT OF SIDEWALK TO BE 2'.

| ITEM NO. | DESCRIPTION | UNITS | QUANT. | UNIT COST | TOTAL |
|------------|--|-------|--------|-----------|-------|
| 102-1 | MAINTENANCE OF TRAFFIC | W.O. | - | - | - |
| 110-4-1-1 | REMOVAL OF EXISTING PAVEMENT (Asphalt concrete, sidewalk, curb & gutter) | S.Y. | - | - | - |
| 180-4 | ASPHALT BASE COURSE (Min. 6" thick in 3" layers. Includes excavation of 180-4) | S.Y. | - | - | - |
| 334-2-13-1 | ASPHALTIC CONCRETE (Type S, 1" thick) | Tons | - | - | - |
| 520-2A | CONCRETE CURB AND GUTTER (Any type incl. base Prep.) | L.F. | - | - | - |
| 522-1(I) | CONCRETE SIDEWALK (4" thick 3000 PSI concrete at 28 days) | S.Y. | - | - | - |
| 525-1 | CONCRETE SIDEWALK (4" thick 3000 PSI concrete at 28 days) | S.Y. | - | - | - |
| 575-1 | SODDING (Panama Bahia or match existing sod, including watering) | S.Y. | - | - | - |
| 585-4 | PALMS CLUMP TYPE (6' TO 20' HT or clear trunk) | E.A. | - | - | - |
| 700-40-01 | ROADSIDE SIGN (including post & strapa 0-12 SF see plans) | E.A. | - | - | - |
| 711-11-1 | SOLID TRAFFIC STRIPE, THERMOPLASTIC (6" white) | L.F. | - | - | - |
| 711-11-2 | SOLID TRAFFIC STRIPE, THERMOPLASTIC (6" yellow) | L.F. | - | - | - |
| 711-11-22 | SOLID TRAFFIC STRIPE, THERMOPLASTIC (6" white) | L.F. | - | - | - |
| 711-11-222 | SKIP TRAFFIC STRIPE, THERMOPLASTIC (6" white) | L.F. | - | - | - |
| 711-2 | SKIP TRAFFIC STRIPE, THERMOPLASTIC (6" white) | L.F. | - | - | - |
| | | | TOTAL | | |



MIAMI-DADE COUNTY
PUBLIC WORKS AND WASTE MANAGEMENT
TRAFFIC ENGINEERING DIVISION

SHEET 1 OF 1

CIRCLE 50' - 50' RW

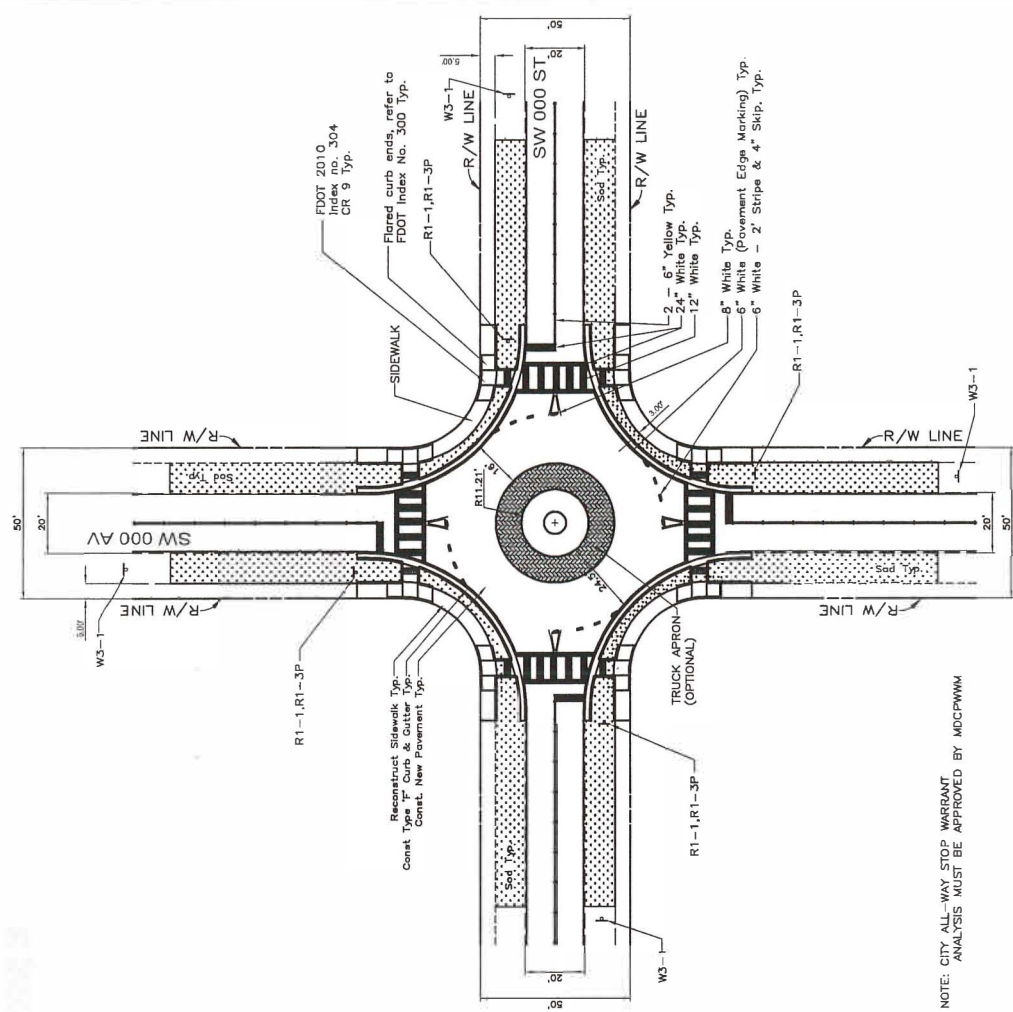
J. M. MUSINO
DESIGN

09/02/2014
DATE

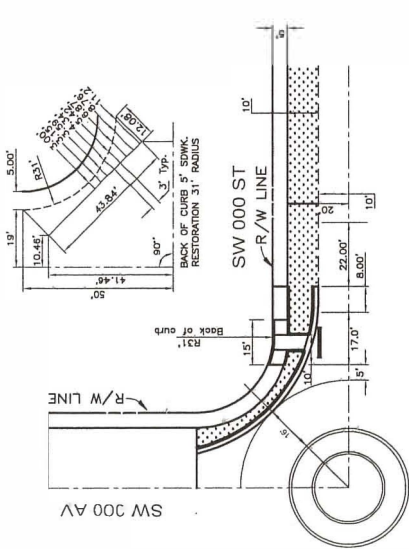
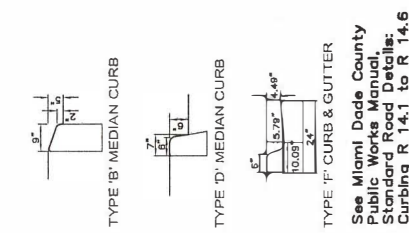
00
REV.

00/2014
DATE

DESCRIPTION



NOTE: CITY ALL-WAY STOP WARRANT ANALYSIS MUST BE APPROVED BY MDCPWWM



| ITEM NO. | DESCRIPTION | UNITS | QUANT. | UNIT COST | TOTAL |
|------------|--|-------|--------|-----------|-------|
| 102-1 | MAINTENANCE OF TRAFFIC | W.O. | | | |
| 110-4-1-1 | REMOVAL OF EXISTING PAVEMENT (Asphalt concrete, sidewalks, curb & gutter) | S.Y. | | | |
| 180-4 | ASPHALT BASE COURSE (Min. 8" thick in 3' layers. Includes excavation of existing base) | S.Y. | | | |
| 334-2-13-1 | ASPHALTIC CONCRETE (2 1/2" thick) | Tons | | | |
| 520-2A | CONCRETE CURB AND GUTTER (Any type incl. base Prep.) | S.Y. | | | |
| 522-1(1) | CONCRETE SIDEWALK (4" thick 3000 PSI concrete at 28 days) | S.Y. | | | |
| 525-1-1 | SOILING (2" deep) | S.Y. | | | |
| 585-4 | PAVEMENT (2" deep) | EA. | | | |
| 700-40-01 | ROADSIDE SIGN (Including base & straps 0-12 5' see plans) | EA. | | | |
| 708-1-12 | TRAFFIC STRIPES (THERMOPLASTIC 6" white) | EA. | | | |
| 711-1-121 | SOLID TRAFFIC STRIPES (THERMOPLASTIC 6" white) | EA. | | | |
| 711-1-125 | SOLID TRAFFIC STRIPES (THERMOPLASTIC 2" white) | EA. | | | |
| 711-1-221 | SOLID TRAFFIC STRIPES (THERMOPLASTIC 6" yellow) | EA. | | | |
| 711-1-224 | SOLID TRAFFIC STRIPES (THERMOPLASTIC 18" yellow) | EA. | | | |
| 711-1-122 | SKIP TRAFFIC STRIPES (THERMOPLASTIC 6" white) | EA. | | | |
| 711-2 | SKIP TRAFFIC STRIPES (THERMOPLASTIC 6" white) | EA. | | | |
| | TOTAL COST | | | | |

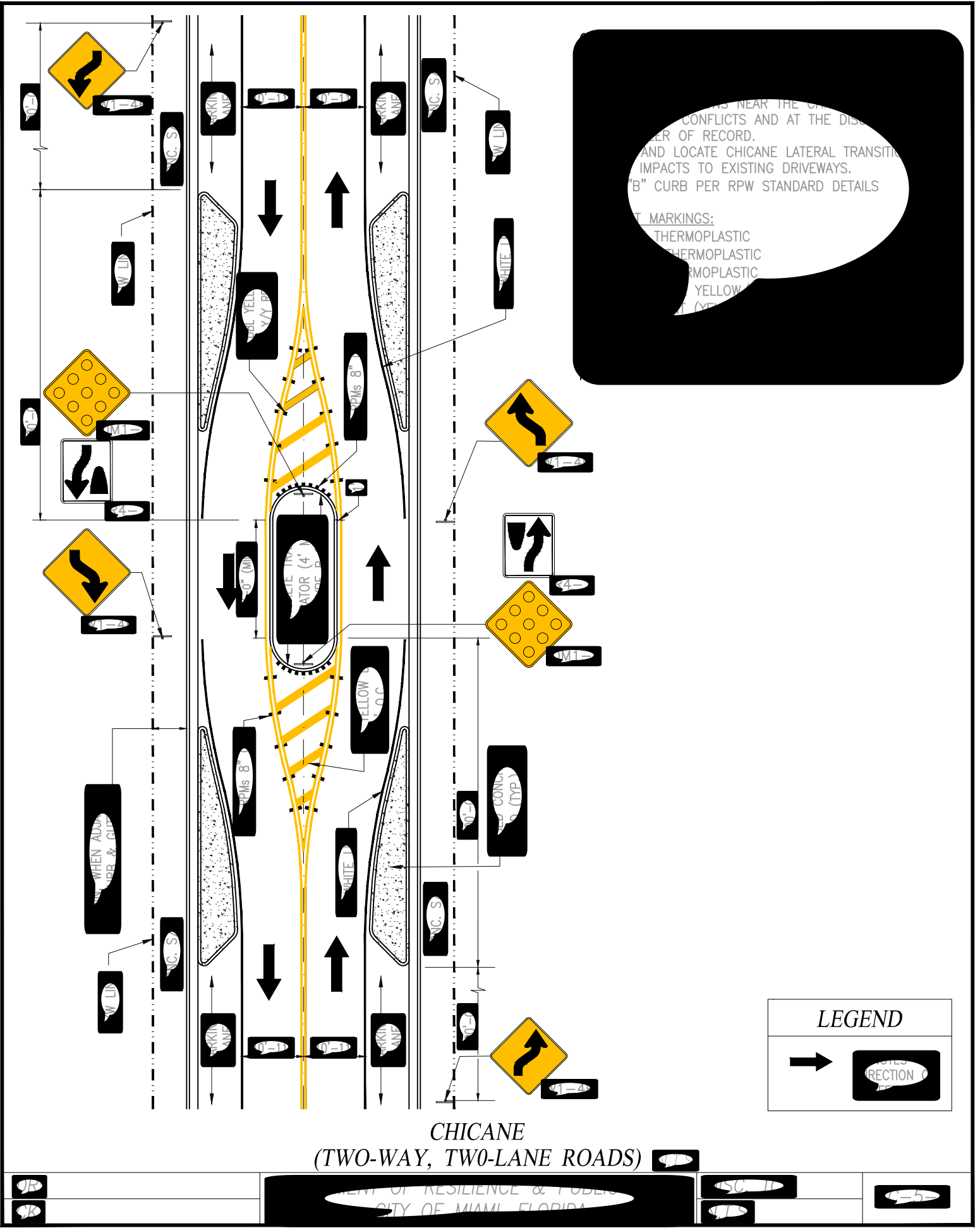
MIAMI-DADE COUNTY
PUBLIC WORKS AND WASTE MANAGEMENT
TRAFFIC ENGINEERING DIVISION

MIAMI-DADE COUNTY
TRAFFIC ENGINEERING DIVISION

ALL-WAY STOP WITH
TRAFFIC CIRCLE 50'-50' RW ROUNDABOUT

| REV. | DATE | DESCRIPTION | BY: | DATE | DESIGN | DATE |
|------|------|-------------|------|------|--------|------------|
| 1 | | | J.M. | | J.FEZ | 01/05/2015 |
| | | | | | | |
| | | | | | | |

SHEET 1 OF 1



CONFLICTS NEAR THE CURB AND AT THE DISCREPANCY OF RECORD.
 AND LOCATE CHICANE LATERAL TRANSITION POINTS TO EXISTING DRIVEWAYS.
 "B" CURB PER RPW STANDARD DETAILS

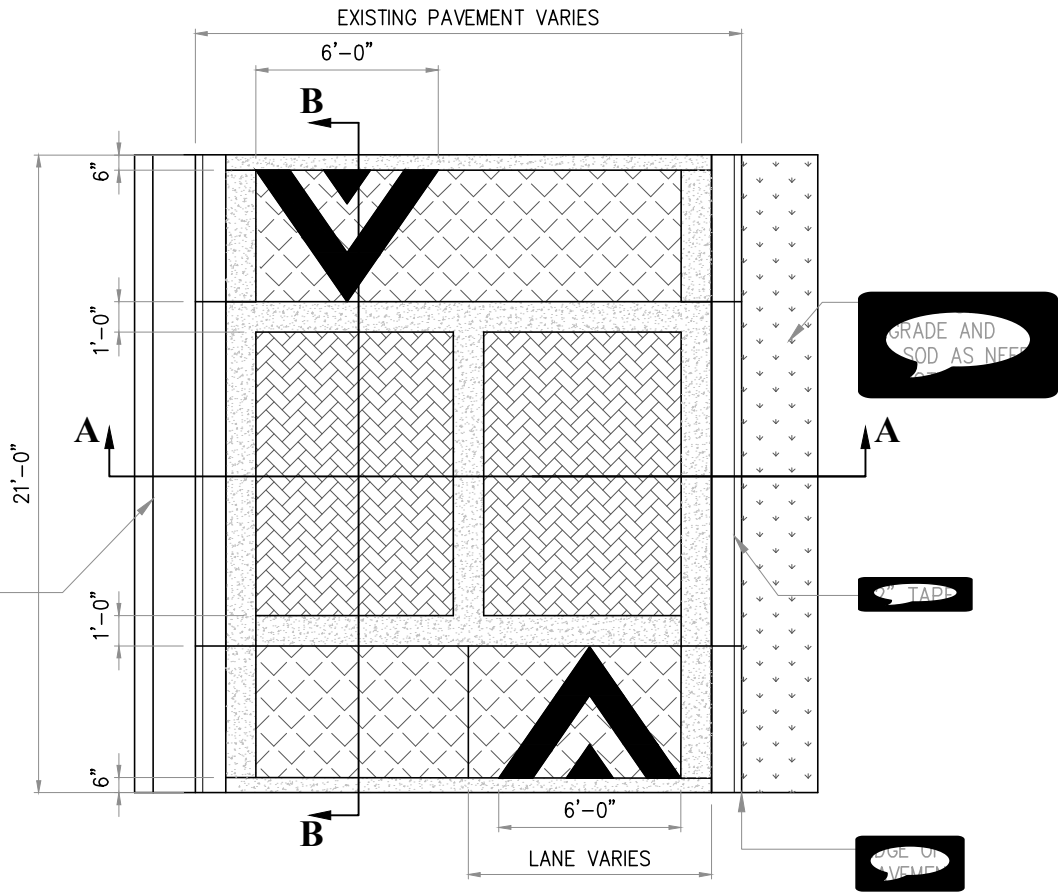
MARKINGS:
 THERMOPLASTIC
 THERMOPLASTIC
 THERMOPLASTIC
 YELLOW
 (YELLOW)

LEGEND

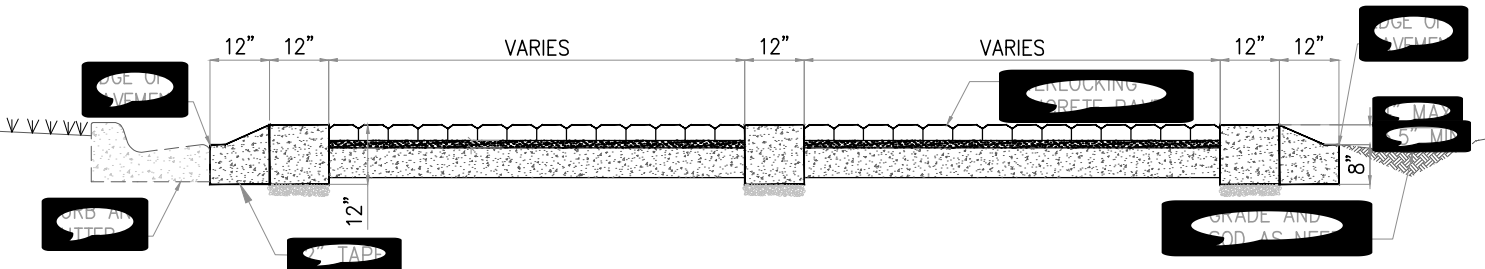
→ CHICANE LATERAL TRANSITION POINT

CHICANE LATERAL TRANSITION POINT

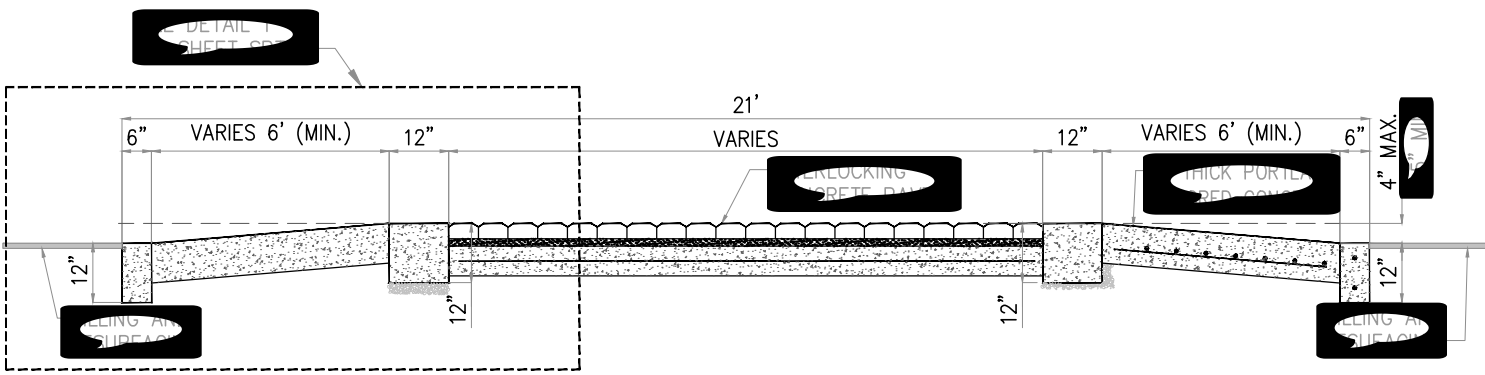
**CHICANE
 (TWO-WAY, TWO-LANE ROADS)**



SPEED TABLE PLAN VIEW



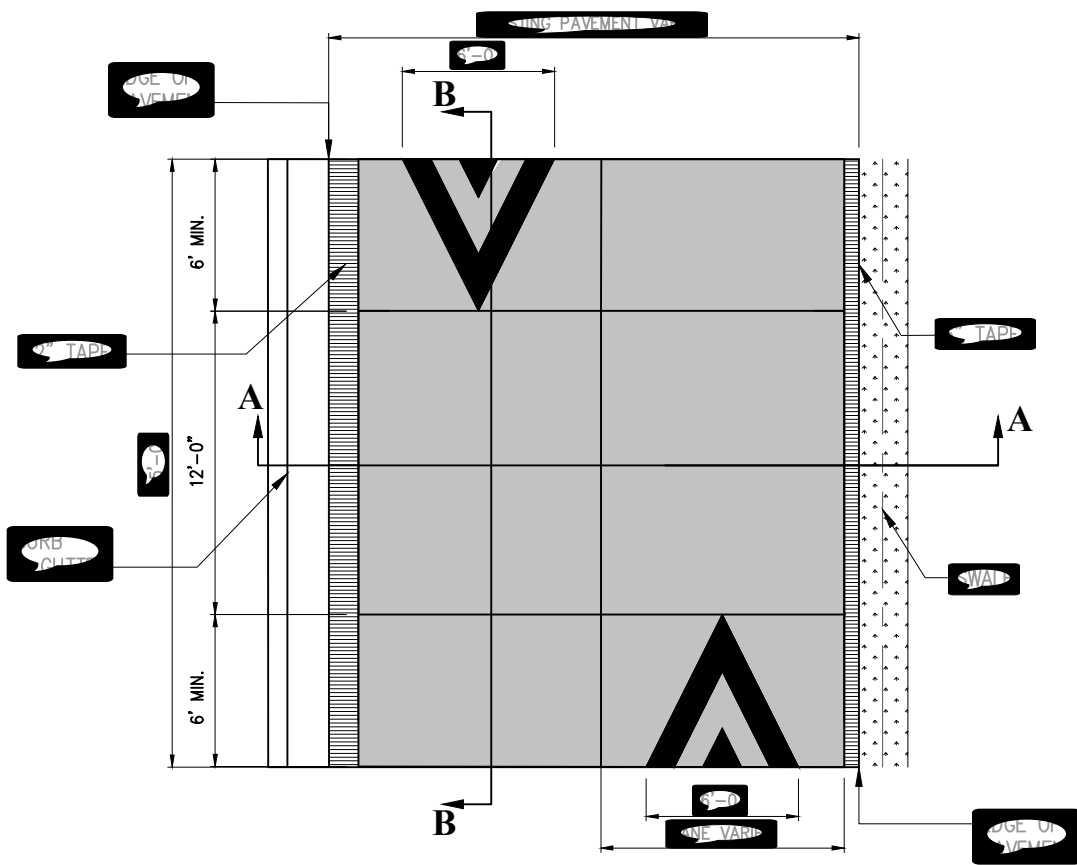
SECTION A-A



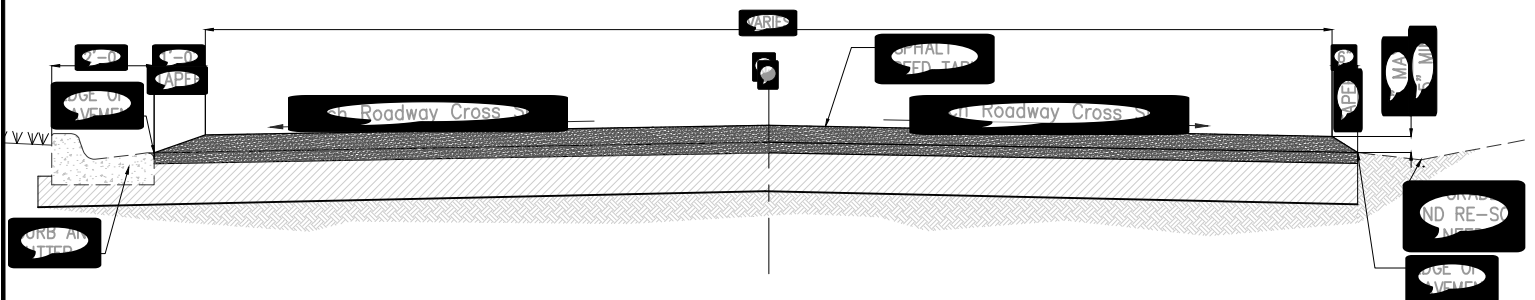
SECTION B-B

TRAFFIC CALMING DEVICE - CONCRETE SPEED TABLE STANDARD DETAILS

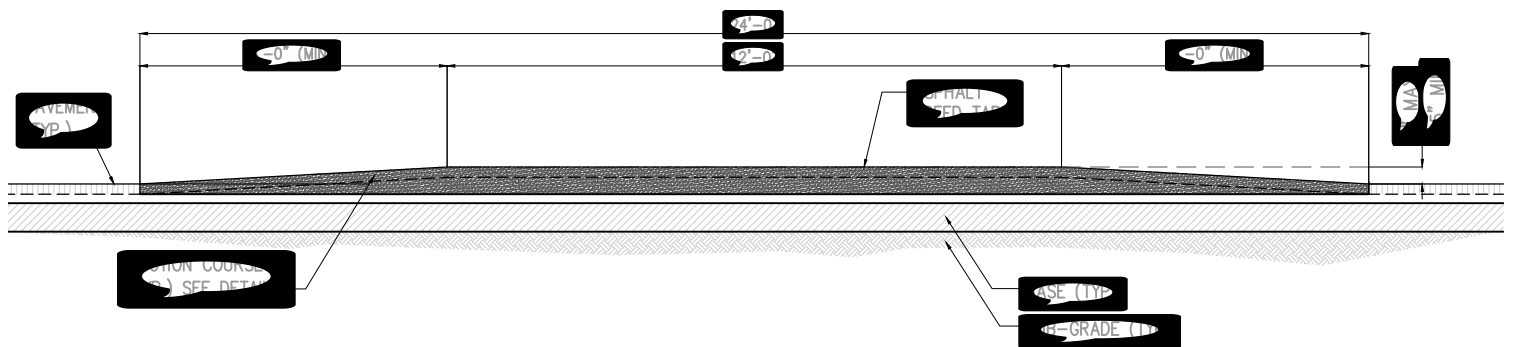
| | | | |
|--|--|--|--|
| | | | |
|--|--|--|--|



SPEED TABLE PLAN VIEW



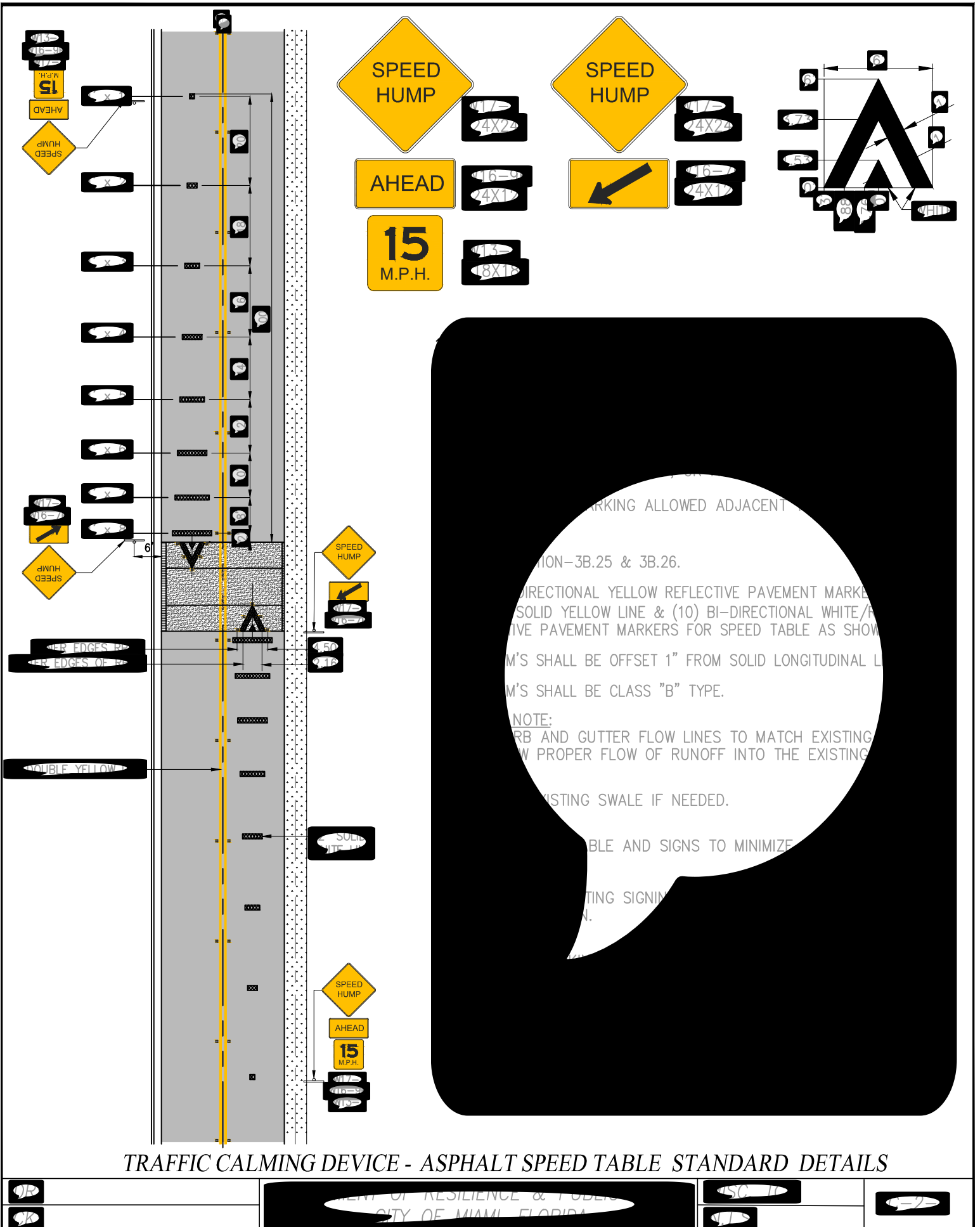
SECTION A-A



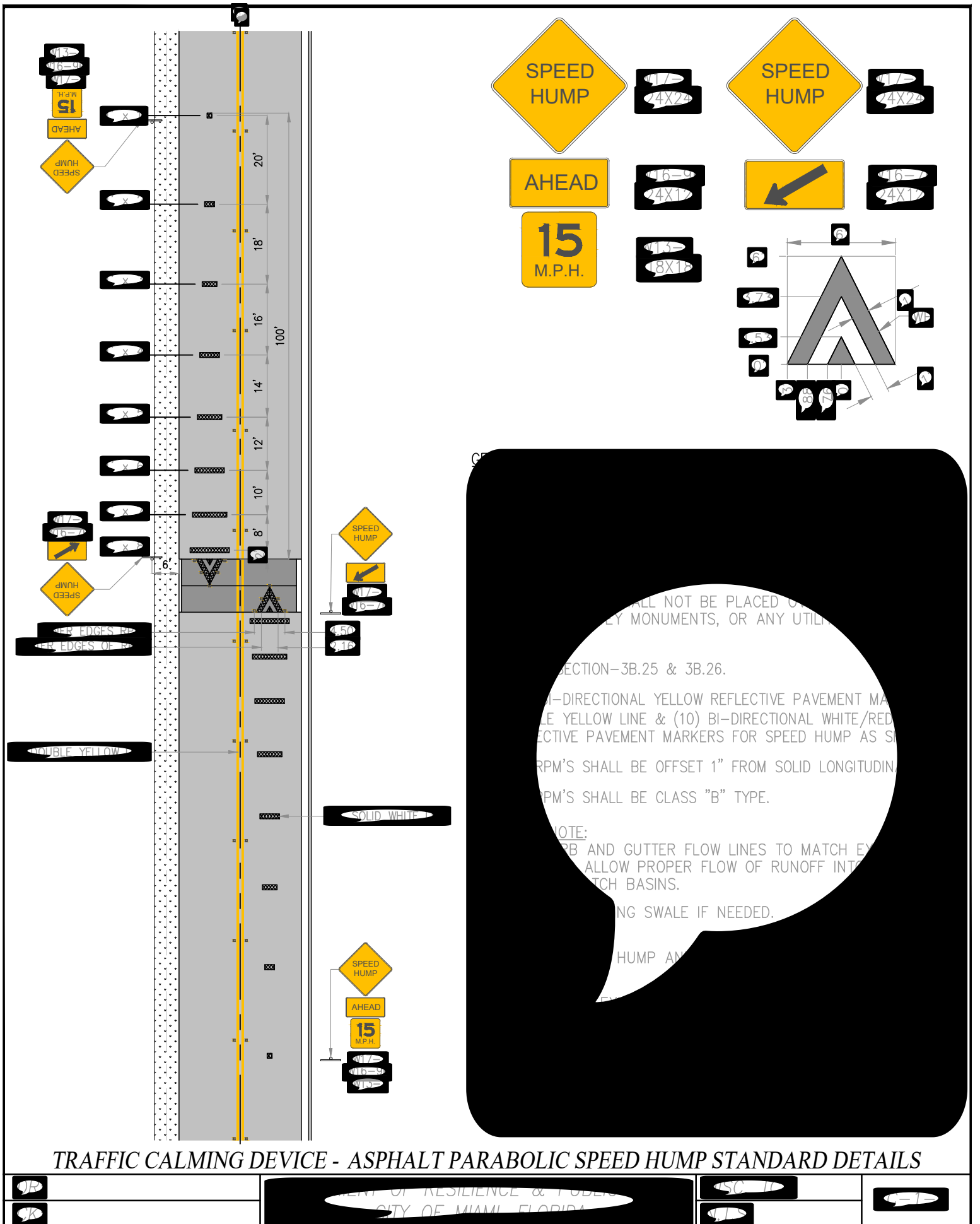
SECTION B-B

TRAFFIC CALMING DEVICE - ASPHALT SPEED TABLE STANDARD DETAILS

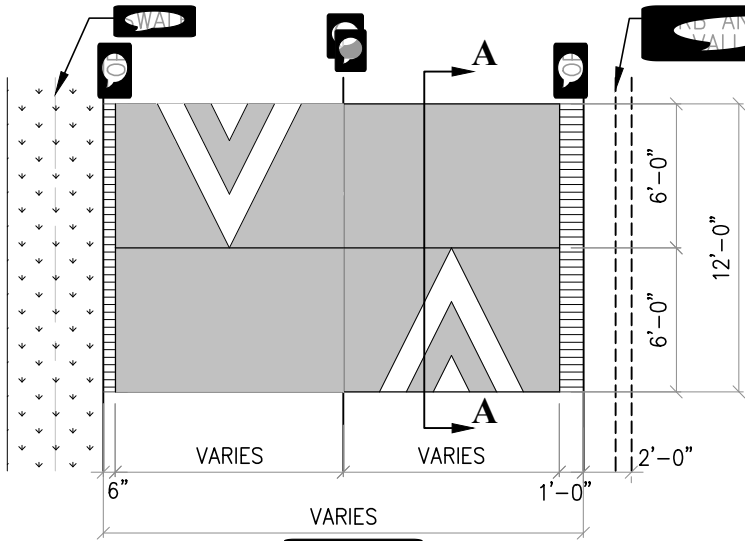
| | | |
|--|---|--|
| | DEPARTMENT OF RESILIENCE & PUBLIC WORKS CITY OF MIAMI, FLORIDA | |
|--|---|--|



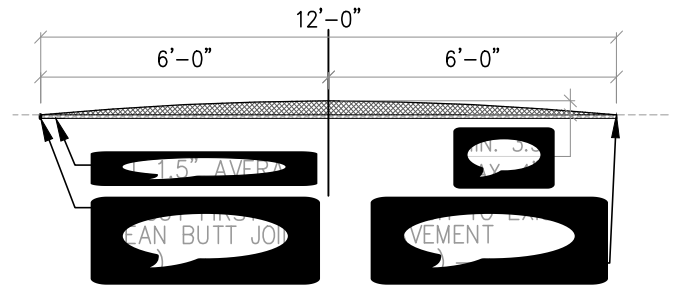
MARKING ALLOWED ADJACENT
 SECTION-3B.25 & 3B.26.
 BI-DIRECTIONAL YELLOW REFLECTIVE PAVEMENT MARKER
 SOLID YELLOW LINE & (10) BI-DIRECTIONAL WHITE/REFLECTIVE PAVEMENT MARKERS FOR SPEED TABLE AS SHOWN
 MARKERS SHALL BE OFFSET 1" FROM SOLID LONGITUDINAL LINE
 MARKERS SHALL BE CLASS "B" TYPE.
 NOTE:
 CURB AND GUTTER FLOW LINES TO MATCH EXISTING
 TO ALLOW PROPER FLOW OF RUNOFF INTO THE EXISTING
 EXISTING SWALE IF NEEDED.
 TABLE AND SIGNS TO MINIMIZE
 EXISTING SIGNING
 N.




TRAFFIC CALMING DEVICE - ASPHALT PARABOLIC SPEED HUMP STANDARD DETAILS



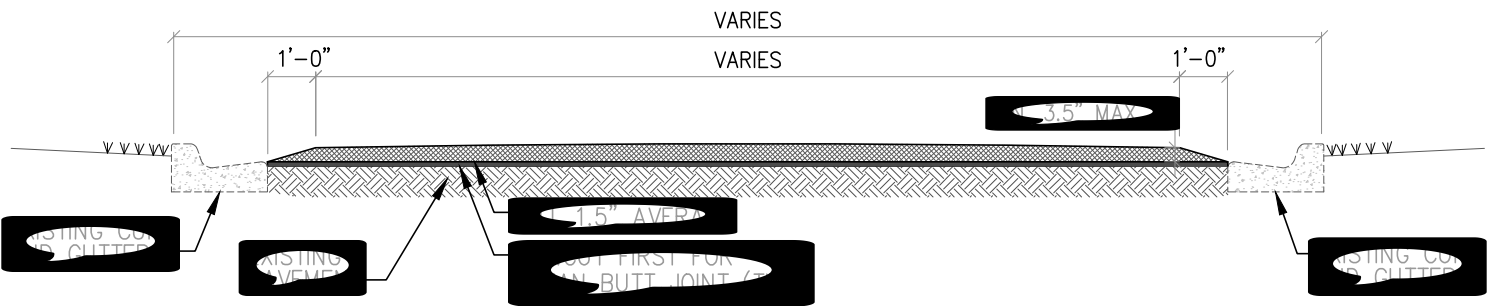
PARABOLIC SPEED HUMPS PLAN VIEW



PARABOLIC SPEED HUMPS SECTION A



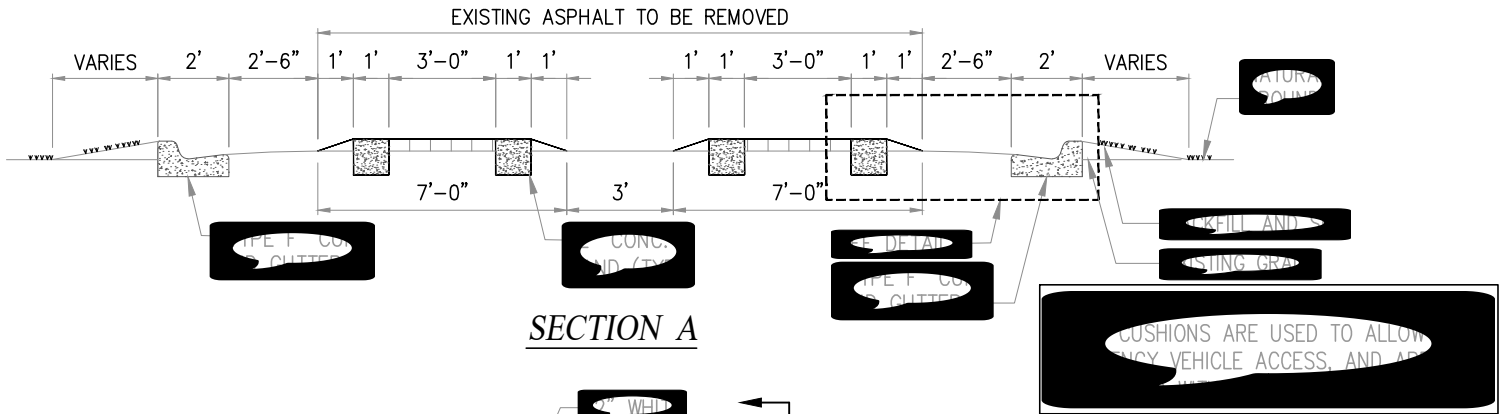
DETAIL 1 - CROSS SECTION - SWALE



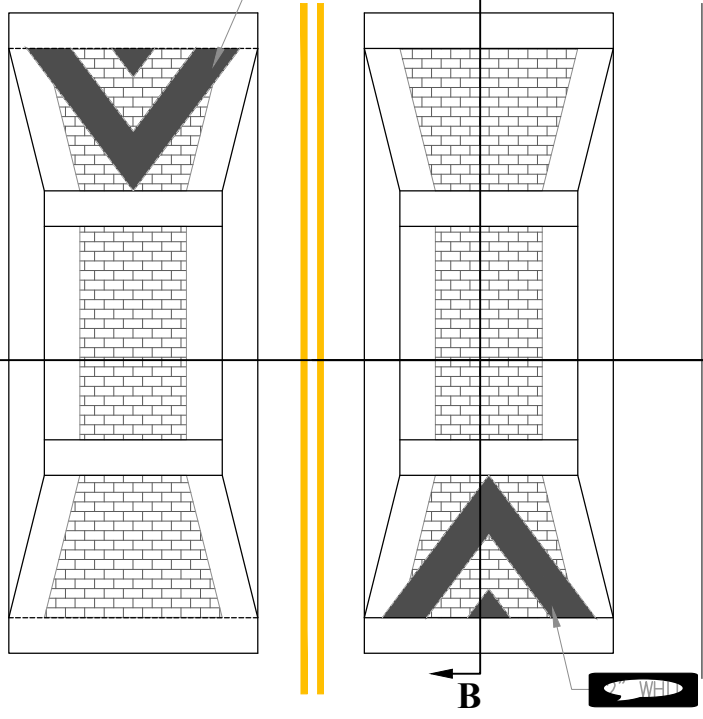
DETAIL 2 - CROSS SECTION - CURB AND GUTTER OR VALLEY GUTTER

MEASUREMENTS ARE
 VARY BASED ON FIELD CONDITIONS WITH
 IN THE

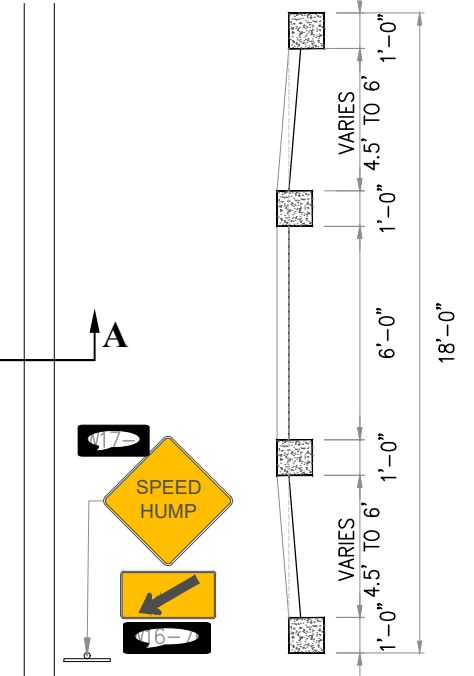
TRAFFIC CALMING DEVICE - ASPHALT PARABOLIC SPEED HUMPS STANDARD DETAILS



SECTION A

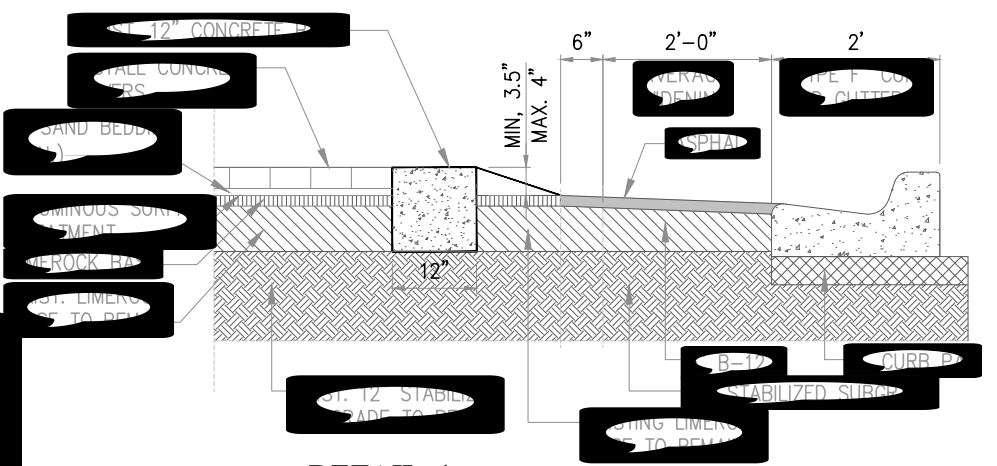


SPEED CUSHION PLAN VIEW



SECTION B

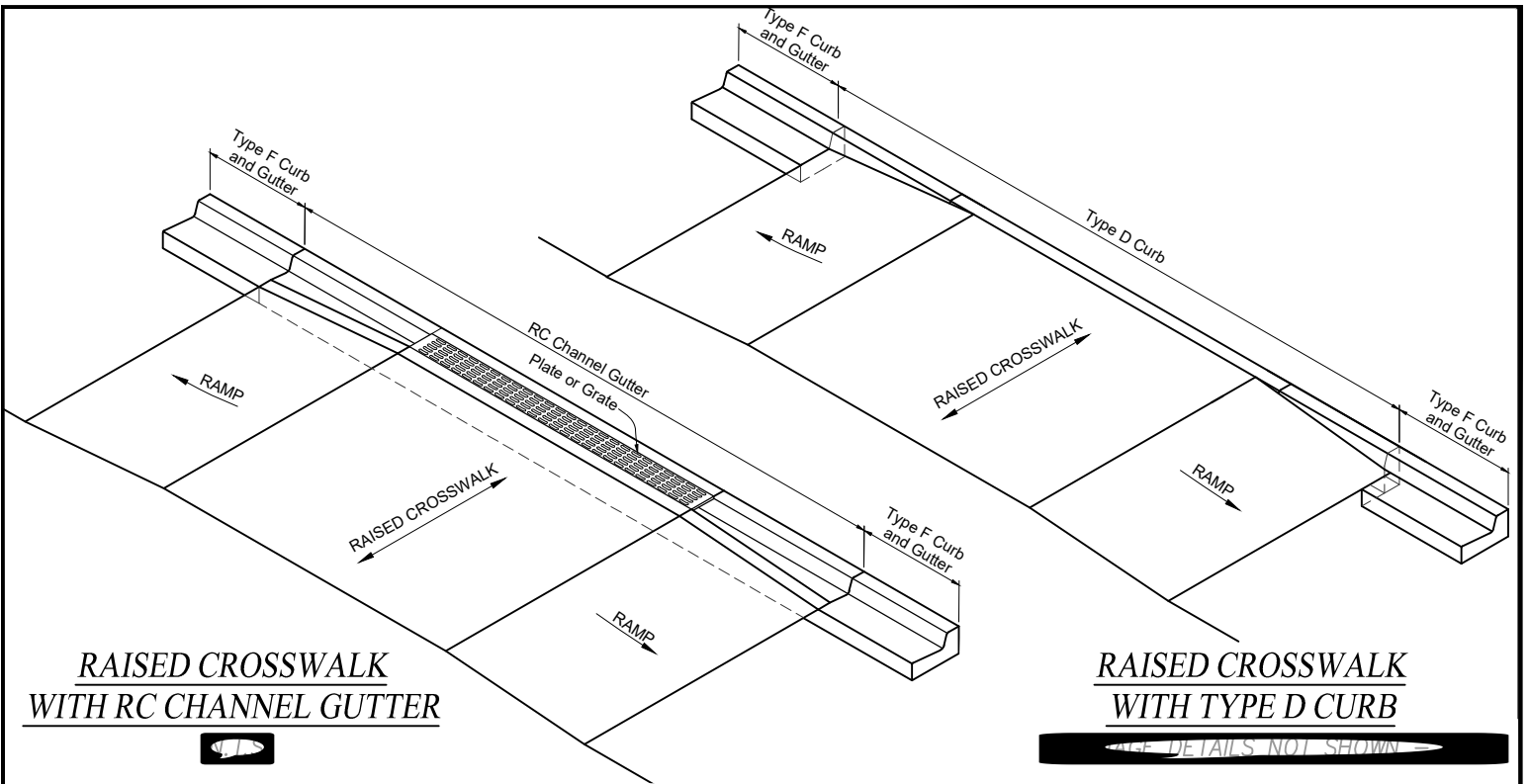
...AND SPEED...
 ...ETE AND PAVERS SHALL BE SUB...
 ...CITY OF MIAMI PROJECT MANAGER FO...
 ...NOVAL PRIOR INSTALLATION...
 ...SHIONS SHALL BE ACCOMP...
 ...NING DE...
 ...ED MIAMI...
 ...R: DARK RED...
 ...6 1/4" X 9 1/2"...
 ..." X 6 1/4"...
 ...X 4"...
 ...BROOM FINISH...
 ...T PAVEMENT WIDENING...
 ...CONCRETE SURFACE (TYPE SP...
 ...OURSE F...



DETAIL 1

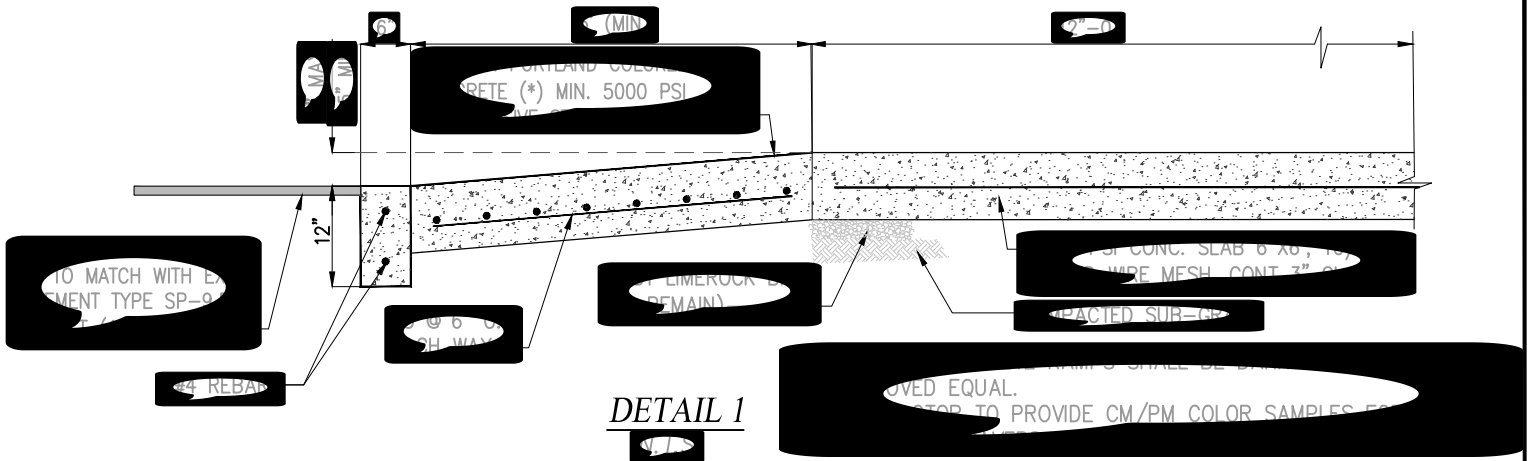
TRAFFIC CALMING DEVICE - CONCRETE SPEED CUSHION STANDARD DETAILS





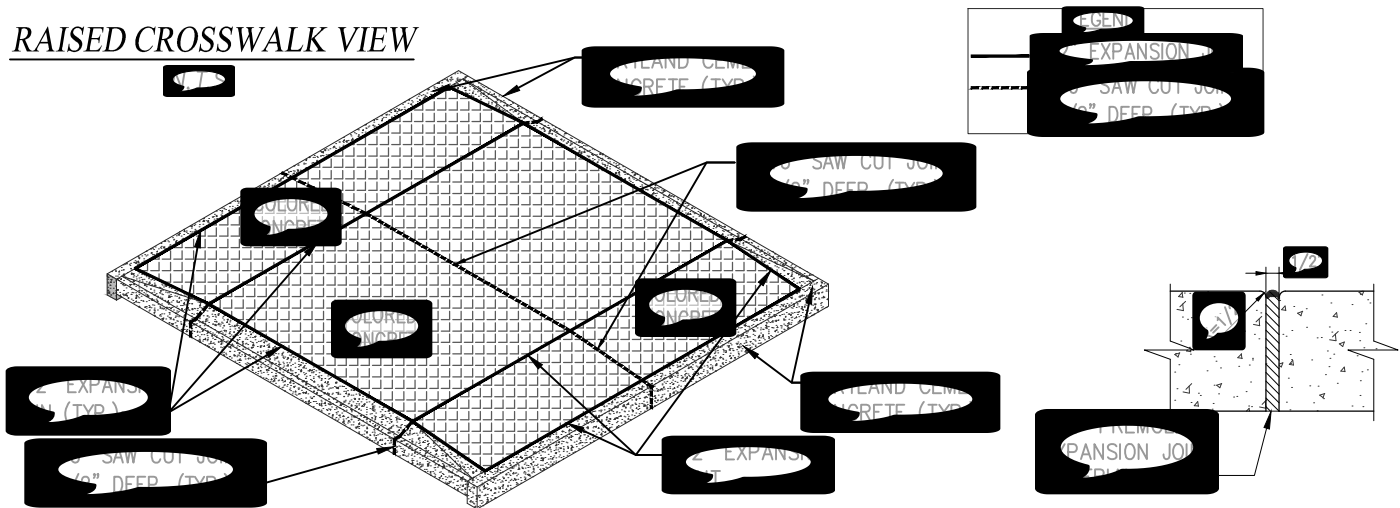
RAISED CROSSWALK WITH RC CHANNEL GUTTER

RAISED CROSSWALK WITH TYPE D CURB

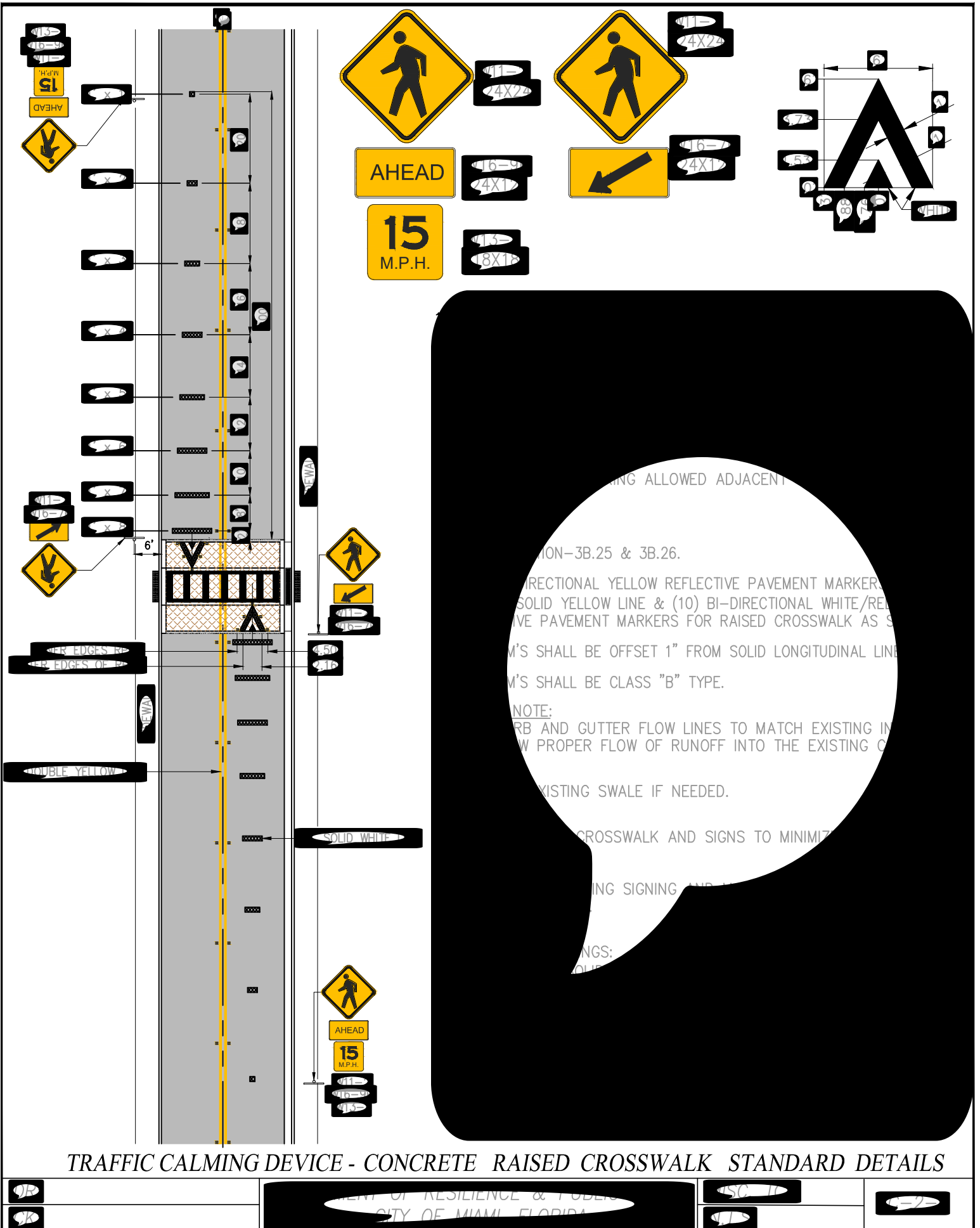


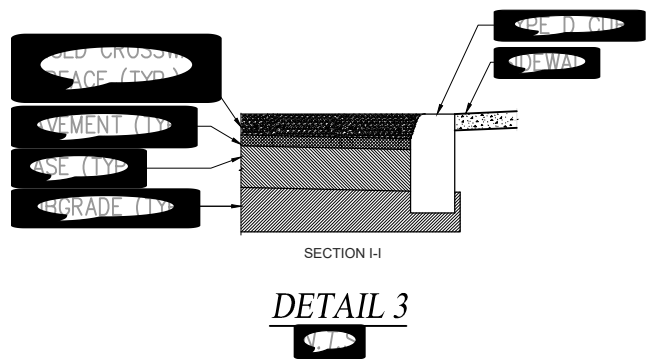
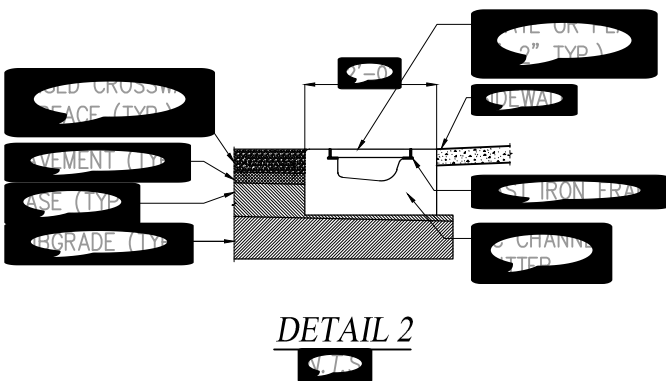
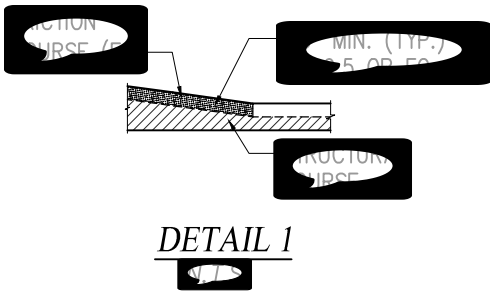
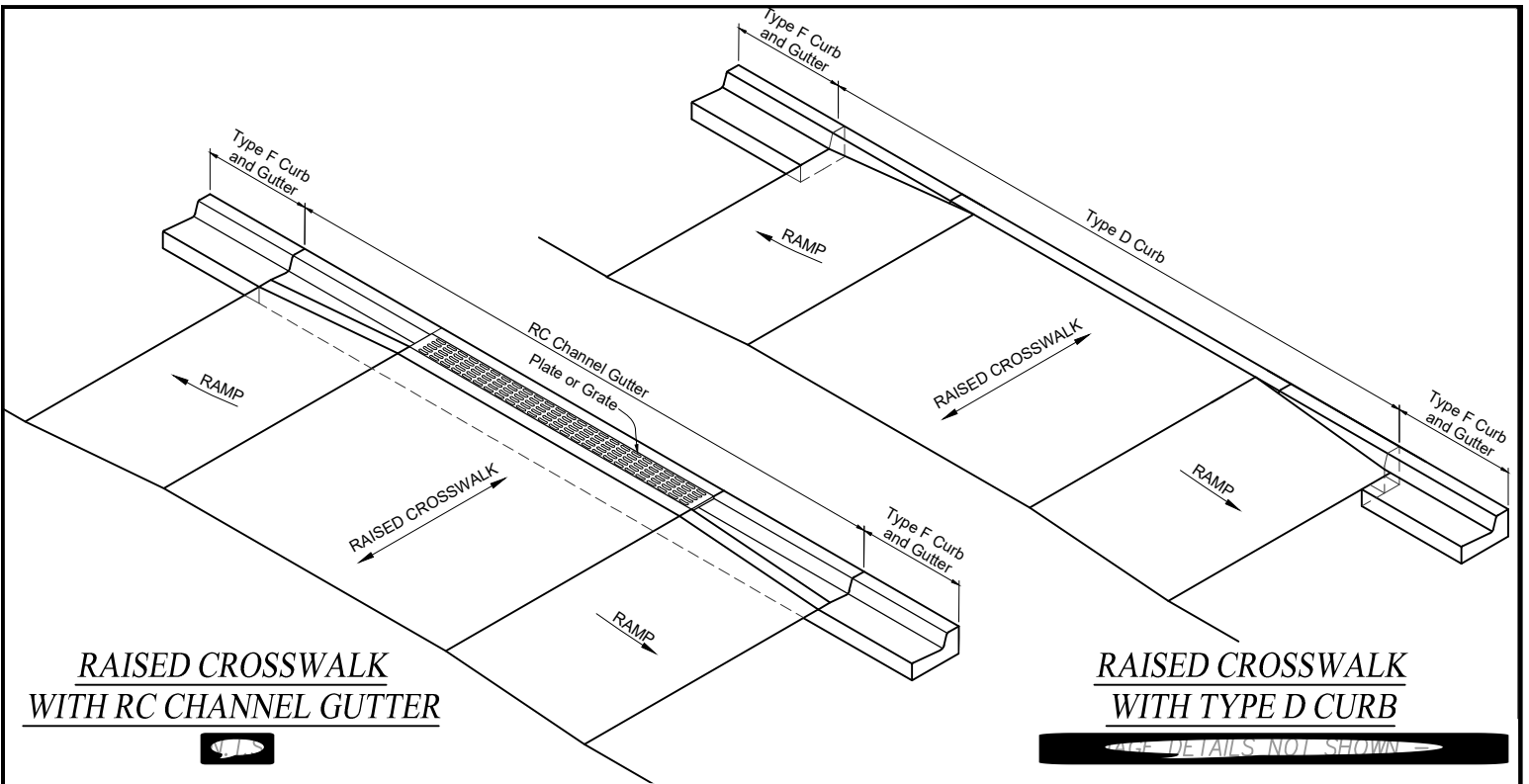
DETAIL 1

RAISED CROSSWALK VIEW

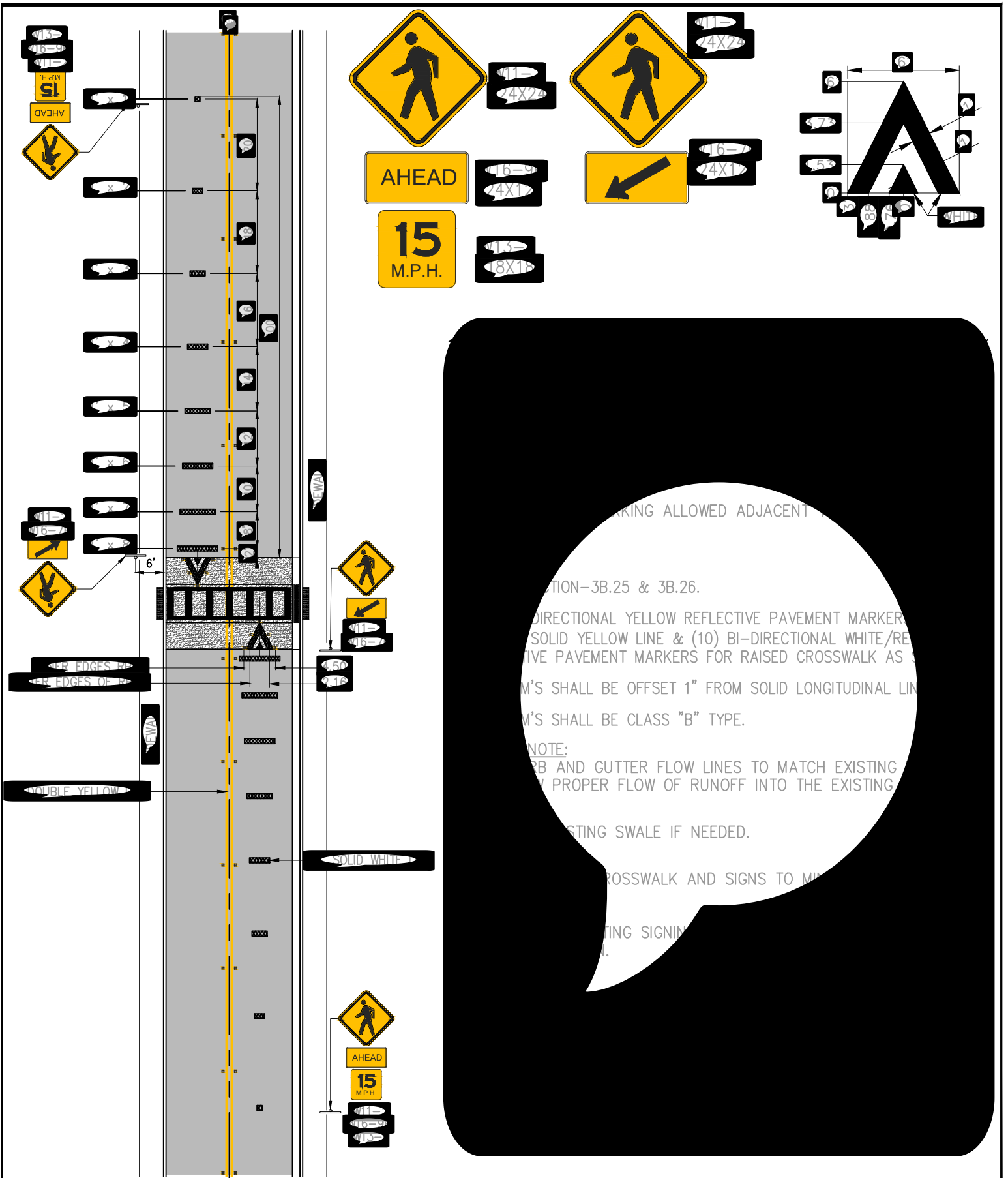


TRAFFIC CALMING DEVICE - CONCRETE RAISED CROSSWALK STANDARD DETAILS



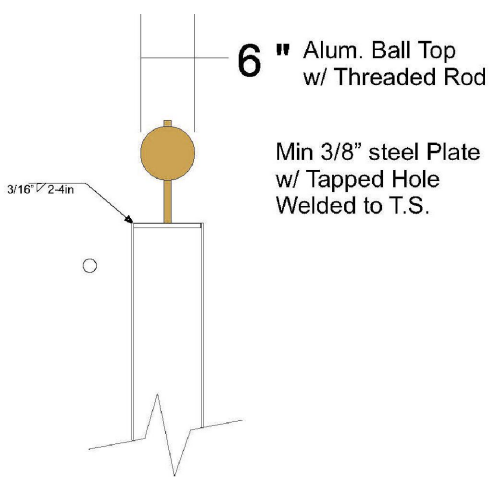
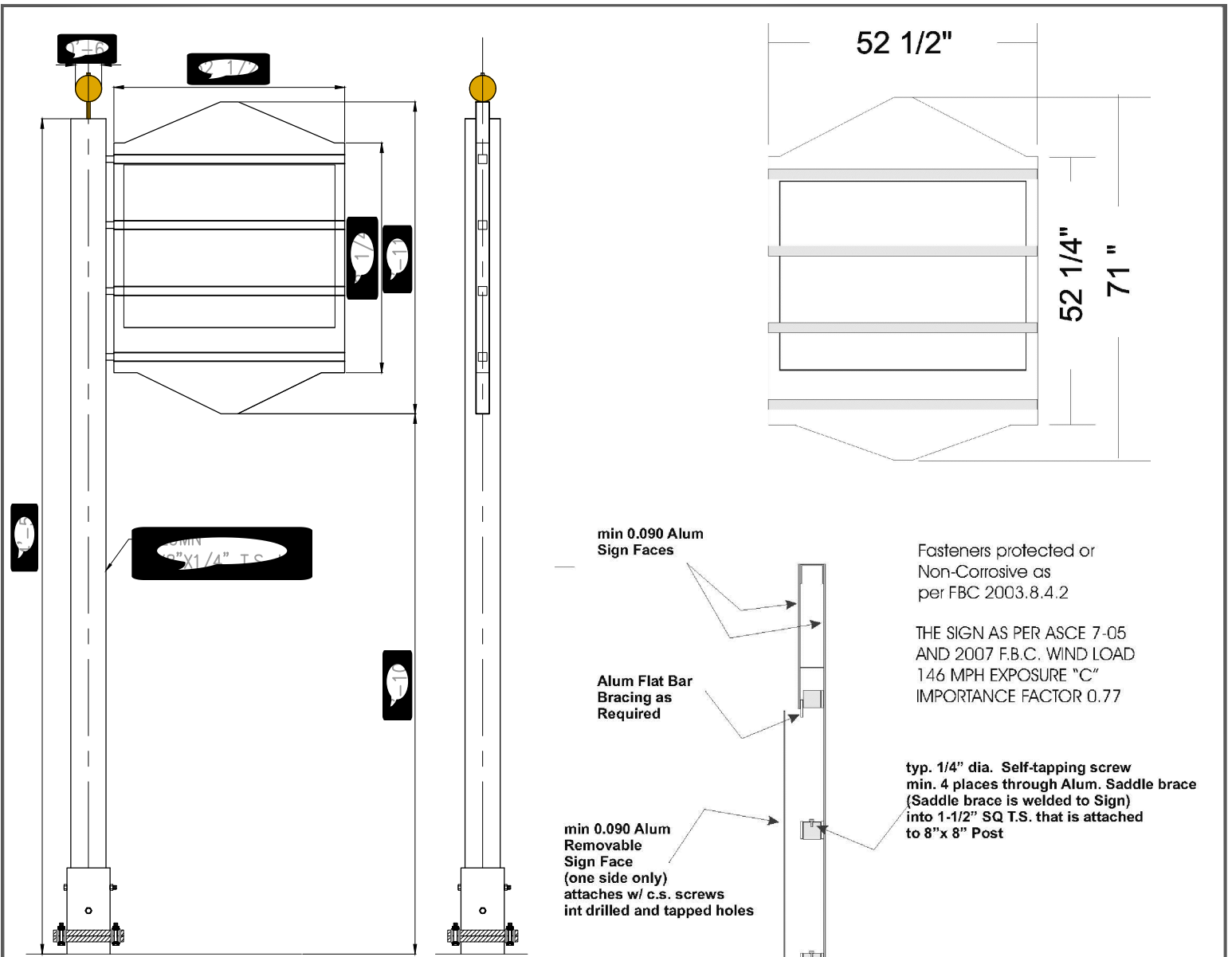


TRAFFIC CALMING DEVICE - ASPHALT RAISED CROSSWALK STANDARD DETAILS



TRAFFIC CALMING DEVICE - ASPHALT RAISED CROSSWALK STANDARD DETAILS






All Tube Steel to be primed and painted

Fasteners protected or Non-Corrosive as per FBC 2003.8.4.2

THE SIGN AS PER ASCE 7-05 AND 2007 F.B.C. WIND LOAD 146 MPH EXPOSURE "C" IMPORTANCE FACTOR 0.77

HISTORIC WAYFINDING SIGNS - DETAILS



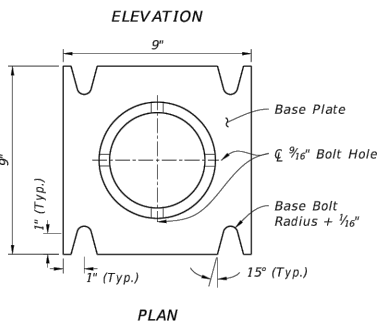
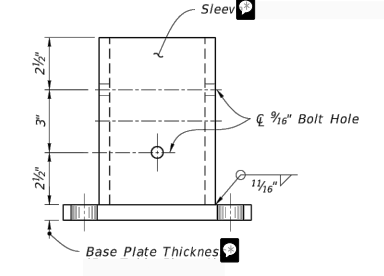
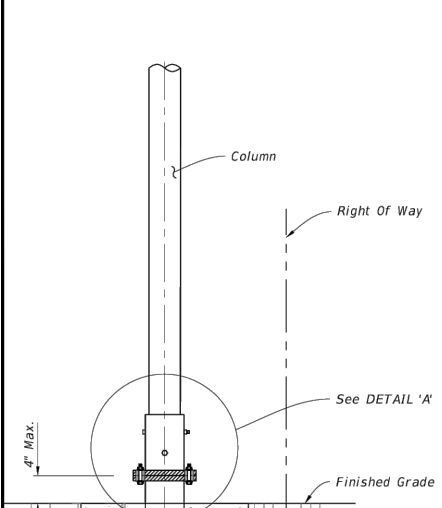
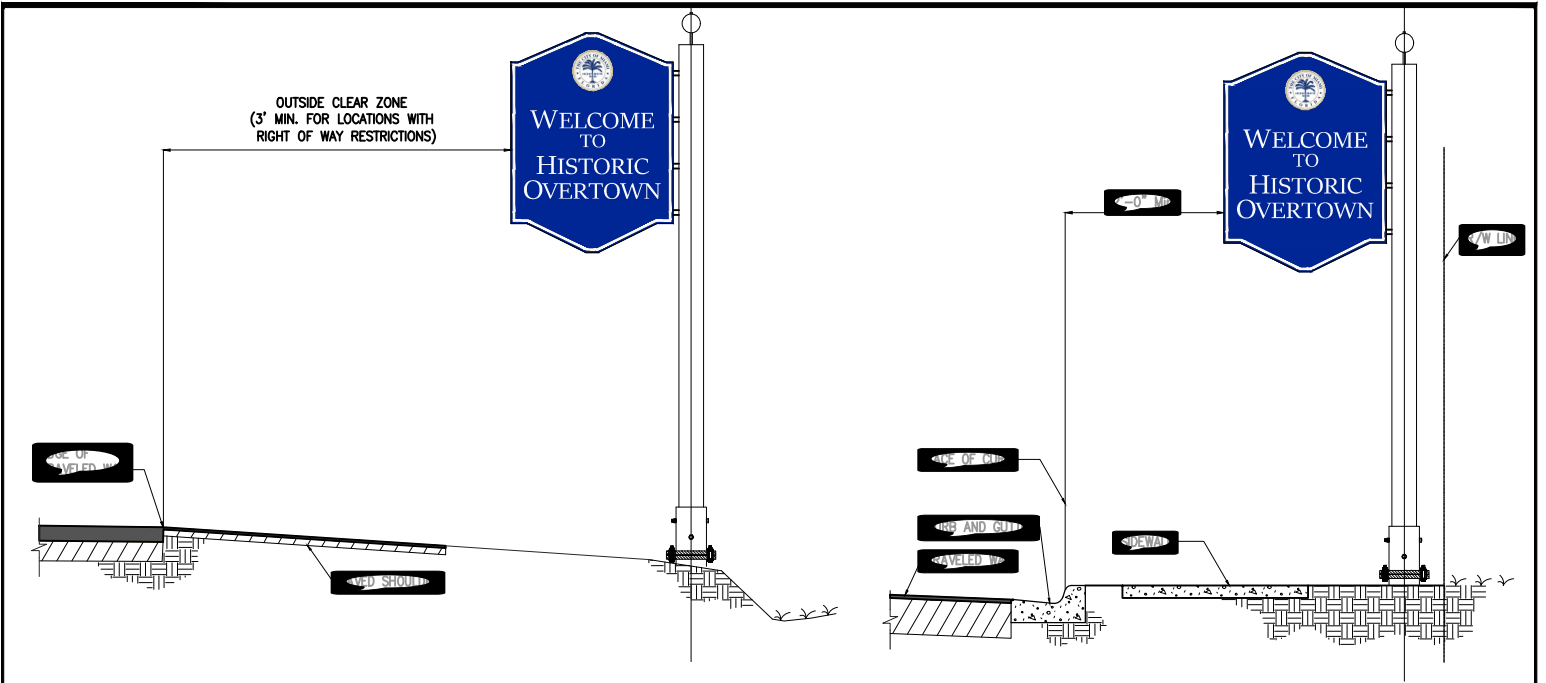


NOTES:

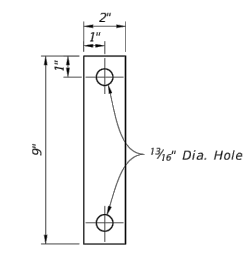

1. THE CITY OF MIAMI WILL DETERMINE THE SIGNAGE INFORMATION SUCH AS, COLOR SPECIFICATIONS, TEXTS, IMAGES AND SIGN LOCATION, AND MUST ADHERE TO MUTCD SECTION 2D-55.
2. SPECIFICATIONS MUST BE SUBMITTED TO THE CITY OF MIAMI PROJECT MANAGER AND CONSTRUCTION MANAGER FOR APPROVAL PRIOR TO INSTALLATION.

HISTORIC WAYFINDING SIGNS



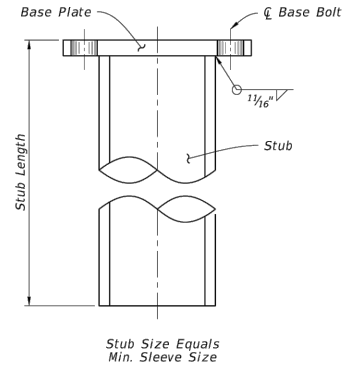
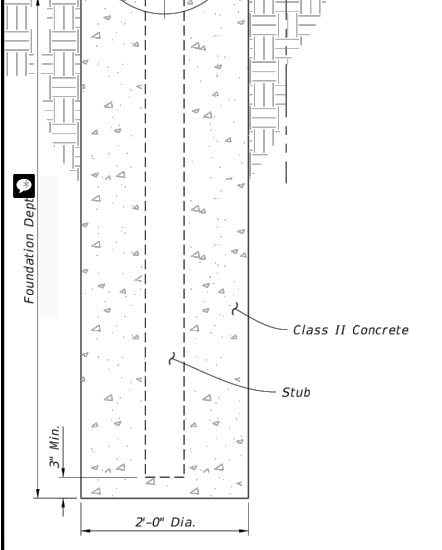


SLEEVE & BASE PLATE DETAILS

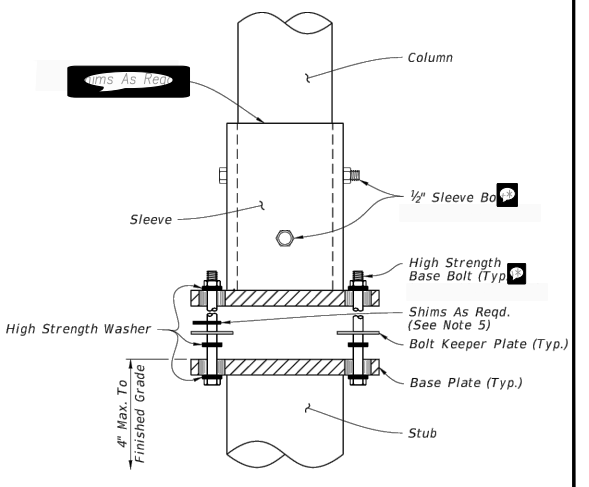


28 Ga. Thick Aluminum Strip
2 Required Per Base

BOLT KEEPER PLATE DETAIL



Stub Size Equals
Min. Sleeve Size



DETAIL 'A'

BASE AND FOUNDATION DETAIL

STUB DETAIL

HISTORIC WAYFINDING SIGNS - DETAILS

