



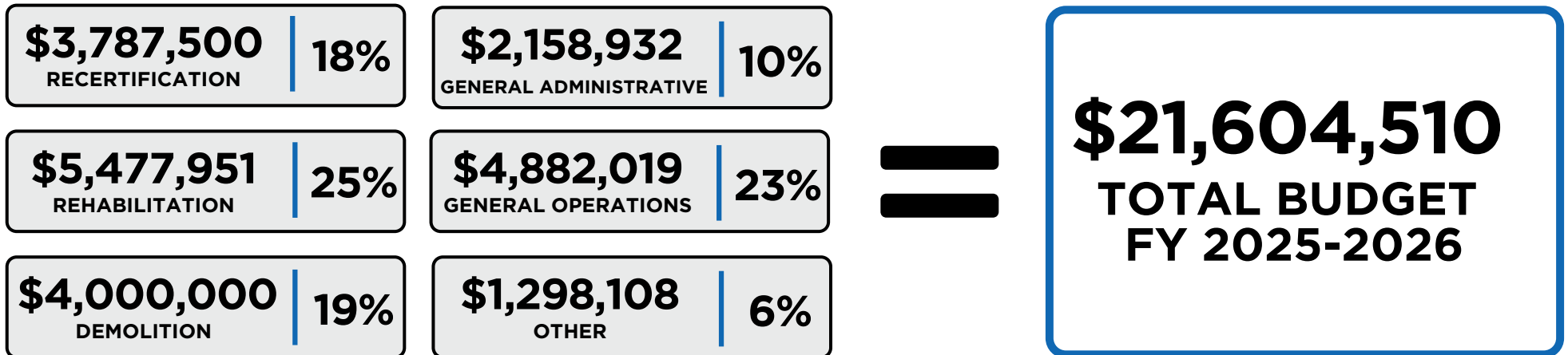
PROPOSED CAPITAL FUND PROGRAM BUDGET

CY 2025

Prepared by the Housing and Community Development (HCD) Department's Public Housing Division



PROPOSED CAPITAL FUND PROGRAM BUDGET CY 2025



Miami-Dade County Public Housing Sites

Sites with Allocated Funds

Abe Arronovitz	Homestead East	Victory Homes
Annie Coleman 14	Homestead Village	Ward Towers I
Annie Coleman 15	In Cities - Wynwood	Ward Towers II
Arthur Mays Village	Jollivette	Wayside
Biscayne Plaza	Little River Plaza	Wynwood Elderly
Buena Vista Homes	Model Cities - C	
Donn Gardens	Naranja	
Edison Park (Family)	New Haven Gardens	
Edison Plaza (Elderly)	Palm Court	
Emmer Turnkey	Palm Towers	
Florida City Family	Palmetto Gardens	
Goulds Plaza	Perrine Gardens	
Gwen Cherry 06	Peters Plaza	
Gwen Cherry 08	Phyllis Wheatley	
Gwen Cherry 12	Pine Island I	
Gwen Cherry 13	Pine Island II	
Gwen Cherry 14	Richmond Homes	
Gwen Cherry 15	Scattered Sites - A	
Gwen Cherry 20	Stirrup Plaza Family	
Harry Cain	Twin Lakes	
Helen Sawyer Plaza ALF	Venetian Gardens	

Sites with No Allocated Funds

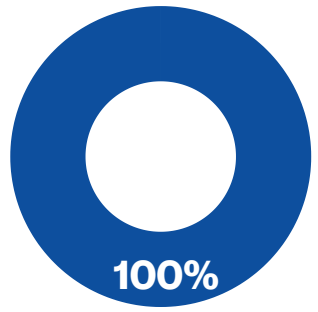
Allapattah Homes	Liberty Square
Annie Coleman 16	Little Havana Homes
Claude Pepper	Little River Terr
Culmer Gardens	Manor Park
Culmer Place	Moody Gardens
Edison Courts	Moody Village
FHA Homes Dade Co. - C	Newberg
FHA Scattered Homes	Opa Locka Elderly
Florida City Gardens	Orchard Villa Homes
Grove Homes	Parkside I & II
Gwen Cherry 16	Santa Clara Homes
Gwen Cherry 22	Scattered Site 11 - D
Heritage Village I	Scattered Site 9 - D
Homeownership	Southridge I
Homestead Gardens	Southridge II
James E. Scott Homes	Town Park
Jose Marti Plaza	Vista Verde
Kline Nunn	W. Homestead Gardens
Lemon City	Wynwood Homes - C
Liberty Homes	

PUBLIC HOUSING SITES
CY 2025

Rehabilitation Recertification Demolition

Abe Arronovitz

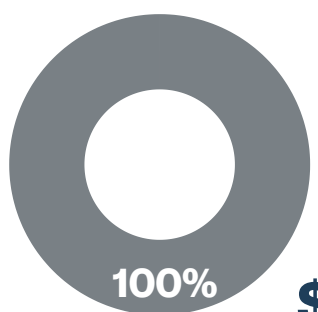
55 Units • Family



\$189,378
Rehabilitation
N/A
Recertification
N/A
Demolition
\$189,378
Total Budget

Annie Coleman 14

245 Units • Family



N/A
Rehabilitation
N/A
Recertification
\$500,000
Demolition
\$500,000
Total Budget

Annie Coleman 15

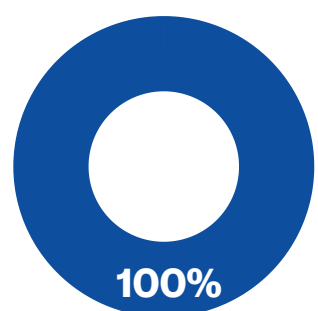
144 Units • Family



N/A
Rehabilitation
\$454,000
Recertification
N/A
Demolition
\$454,000
Total Budget

Biscayne Plaza

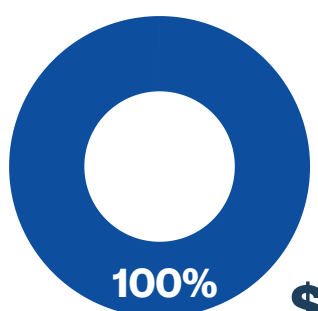
52 Units • Elderly



\$90,000
Rehabilitation
N/A
Recertification
N/A
Demolition
\$90,000
Total Budget

Buena Vista Homes

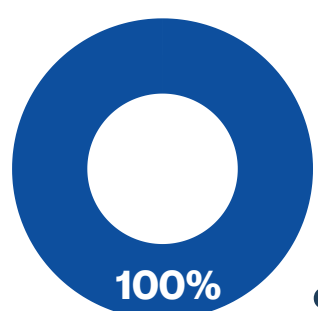
24 Units • Family



\$200,000
Rehabilitation
N/A
Recertification
N/A
Demolition
\$200,000
Total Budget

Donn Gardens

64 Units • Family



\$100,000
Rehabilitation
N/A
Recertification
N/A
Demolition
\$100,000
Total Budget

PUBLIC HOUSING SITES

CY 2025

■ Rehabilitation

■ Recertification

■ Demolition

Edison Park

32 Units • Family



N/A
Rehabilitation
\$150,000
Recertification
N/A
Demolition
\$150,000
Total Budget

Edison Plaza

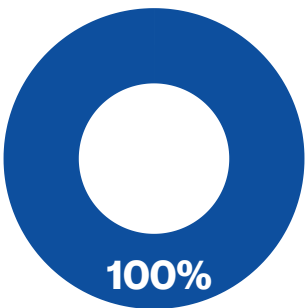
80 Units • Elderly



N/A
Rehabilitation
\$180,000
Recertification
N/A
Demolition
\$180,000
Total Budget

Emmer Turnkey

42 Units • Family



\$110,000
Rehabilitation
N/A
Recertification
N/A
Demolition
\$110,000
Total Budget

Florida City Family

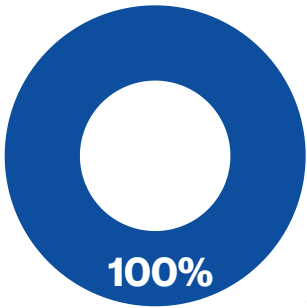
26 Units • Family



\$300,000
Rehabilitation
N/A
Recertification
N/A
Demolition
\$300,000
Total Budget

Goulds Plaza

76 Units • Family



\$160,000
Rehabilitation
N/A
Recertification
N/A
Demolition
\$160,000
Total Budget

Gwen Cherry 06

08 Units • Family



N/A
Rehabilitation
\$150,000
Recertification
N/A
Demolition
\$150,000
Total Budget

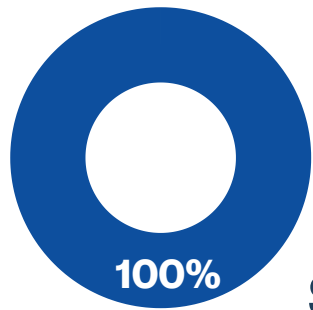
PUBLIC HOUSING SITES

CY 2025

■ Rehabilitation ■ Recertification ■ Demolition

Gwen Cherry 08

21 Units • Family



\$278,000

Rehabilitation

N/A

Recertification

N/A

Demolition

\$278,000

Total Budget

Gwen Cherry 12

06 Units • Family



N/A

Rehabilitation

\$150,000

Recertification

N/A

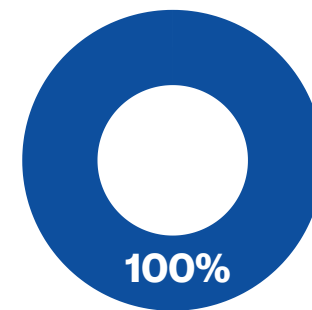
Demolition

\$150,000

Total Budget

Gwen Cherry 13

31 Units • Family



\$152,000

Rehabilitation

N/A

Recertification

N/A

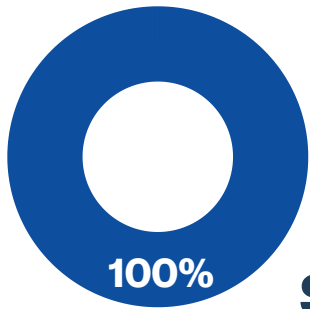
Demolition

\$152,000

Total Budget

Gwen Cherry 14

78 Units • Family



\$320,000

Rehabilitation

N/A

Recertification

N/A

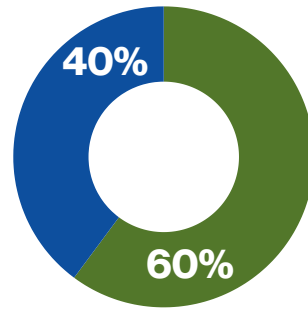
Demolition

\$320,000

Total Budget

Gwen Cherry 15

28 Units • Family



\$100,000

Rehabilitation

\$151,000

Recertification

N/A

Demolition

\$251,000

Total Budget

Gwen Cherry 20

23 Units • Family



N/A

Rehabilitation

\$200,000

Recertification

N/A

Demolition

\$200,000

Total Budget

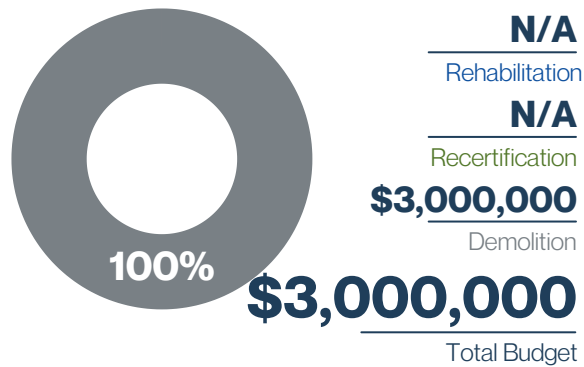
PUBLIC HOUSING SITES

CY 2025

■ Rehabilitation
 ■ Recertification
 ■ Demolition

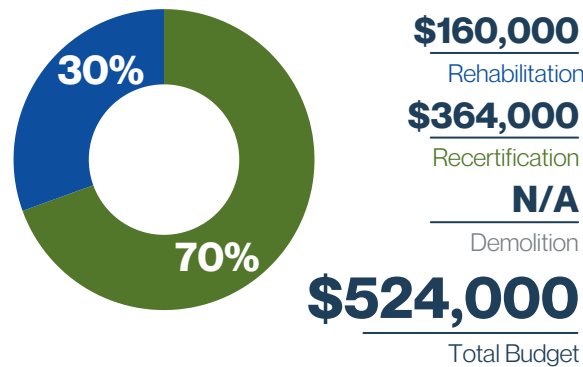
Harry Cain

154 Units • Elderly



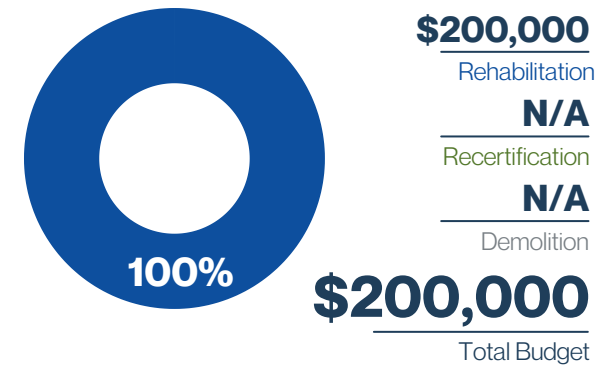
Helen Sawyer ALF

104 Units • Elderly



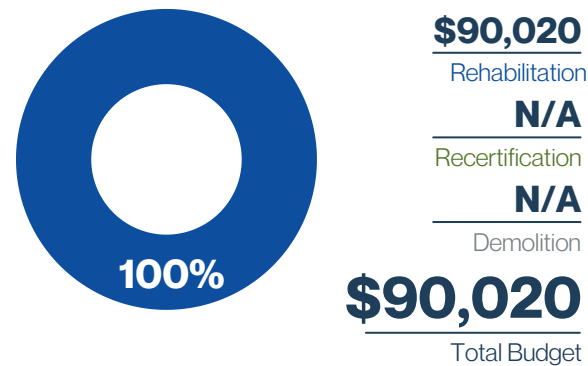
Homestead East

30 Units • Family



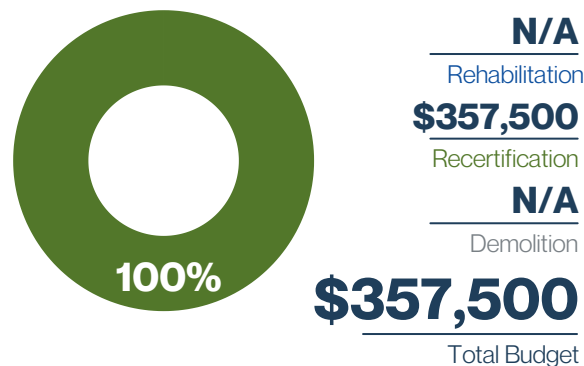
Homestead Village

11 Units • Family



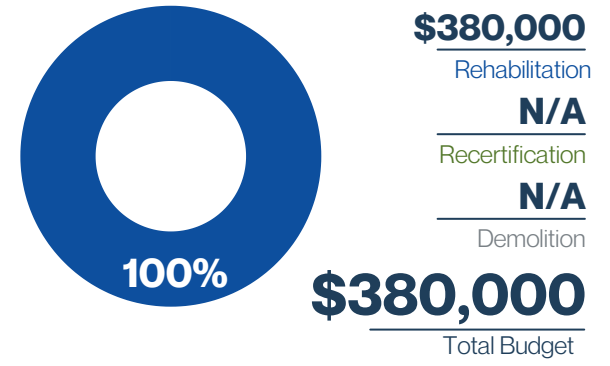
In Cities - Wynwood

45 Units • Family



Jolivette

66 Units • Family



PUBLIC HOUSING SITES

CY 2025

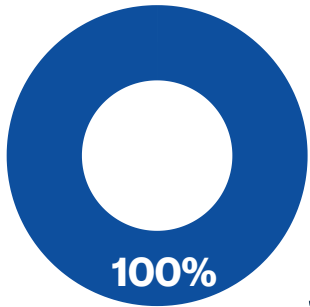
■ Rehabilitation

■ Recertification

■ Demolition

Little River Plaza

86 Units • Family



\$160,000

Rehabilitation

N/A

Recertification

N/A

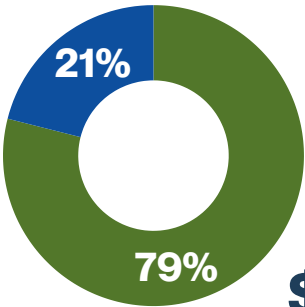
Demolition

\$160,000

Total Budget

Model Cities C

38 Units • Family



\$80,000

Rehabilitation

\$300,000

Recertification

N/A

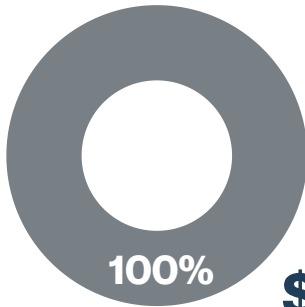
Demolition

\$380,000

Total Budget

Naranja

116 Units • /family



N/A

Rehabilitation

N/A

Recertification

\$500,000

Demolition

\$500,000

Total Budget

New Havens Gardens

82 Units • Family



N/A

Rehabilitation

\$150,000

Recertification

N/A

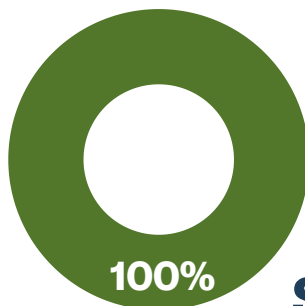
Demolition

\$150,000

Total Budget

Palm Court

88 Units • Elderly



N/A

Rehabilitation

\$208,000

Recertification

N/A

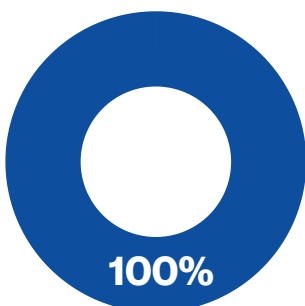
Demolition

\$208,000

Total Budget

Palm Towers

103 Units • Elderly



\$235,311

Rehabilitation

N/A

Recertification

N/A

Demolition

\$235,311

Total Budget

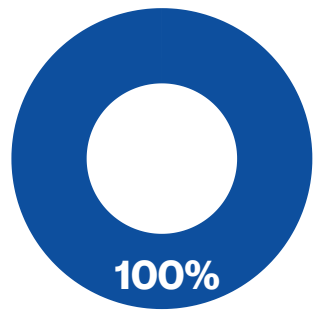
PUBLIC HOUSING SITES

CY 2025

■ Rehabilitation ■ Recertification ■ Demolition

Palmetto Gardens

40 Units • Elderly



\$180,000

Rehabilitation

N/A

Recertification

N/A

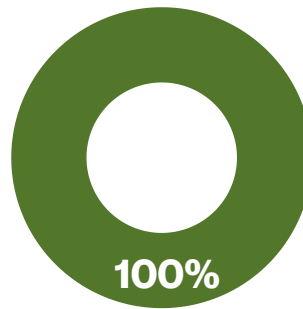
Demolition

\$180,000

Total Budget

Perrine Gardens

158 Units • Family



N/A

Rehabilitation

\$253,000

Recertification

N/A

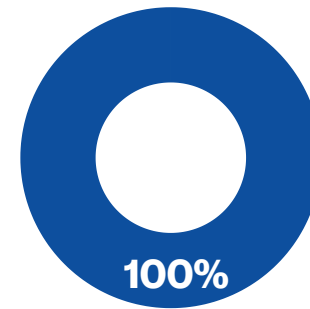
Demolition

\$253,000

Total Budget

Peter's Plaza

102 Units • Elderly



\$128,052

Rehabilitation

N/A

Recertification

N/A

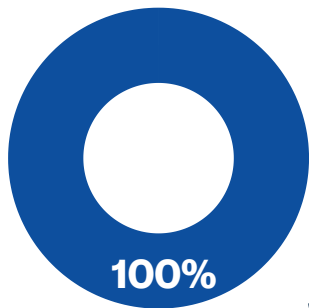
Demolition

\$128,052

Total Budget

Phyllis Wheatley

40 Units • Family



\$100,000

Rehabilitation

N/A

Recertification

N/A

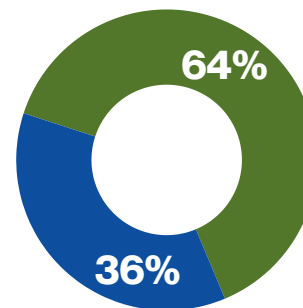
Demolition

\$100,000

Total Budget

Pine Island I

80 Units • Family



\$200,000

Rehabilitation

\$350,000

Recertification

N/A

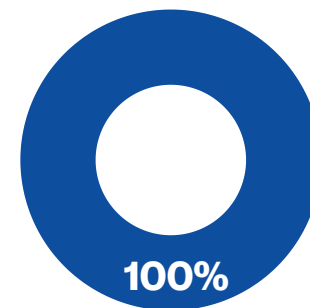
Demolition

\$550,000

Total Budget

Pine Island II

50 Units • Family



\$215,190

Rehabilitation

N/A

Recertification

N/A

Demolition

\$215,190

Total Budget

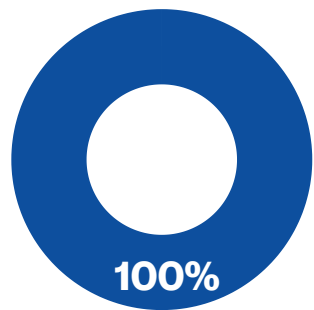
PUBLIC HOUSING SITES

CY 2025

■ Rehabilitation
 ■ Recertification
 ■ Demolition

Richmond Homes

32 Units • Family



\$150,000

Rehabilitation

N/A

Recertification

N/A

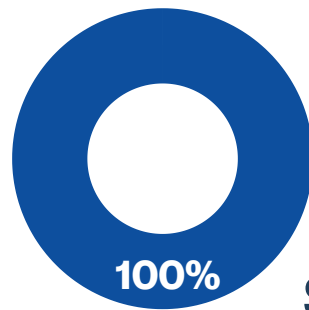
Demolition

\$150,000

Total Budget

Scattered Sites - A

24 Units • Family



\$330,000

Rehabilitation

N/A

Recertification

N/A

Demolition

\$330,000

Total Budget

Stirrup Plaza

24 Units • Family



N/A

Rehabilitation

\$150,000

Recertification

N/A

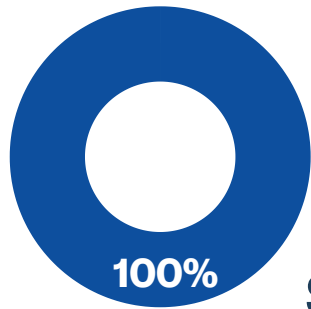
Demolition

\$150,000

Total Budget

Twin Lakes

76 Units • Family



\$240,000

Rehabilitation

N/A

Recertification

N/A

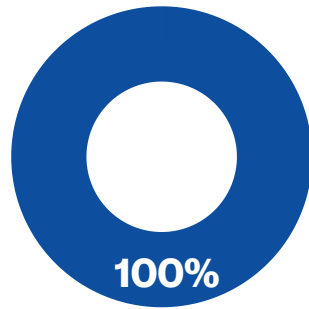
Demolition

\$240,000

Total Budget

Venetian Gardens

52 Units • Family



\$80,000

Rehabilitation

N/A

Recertification

N/A

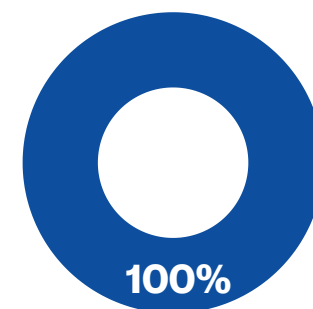
Demolition

\$80,000

Total Budget

Victory Homes

144 Units • Family



\$120,000

Rehabilitation

N/A

Recertification

N/A

Demolition

\$120,000

Total Budget

PUBLIC HOUSING SITES

CY 2025

■ Rehabilitation

■ Recertification

■ Demolition

Ward Towers I

200 Units • Elderly



N/A

Rehabilitation

\$100,000

Recertification

N/A

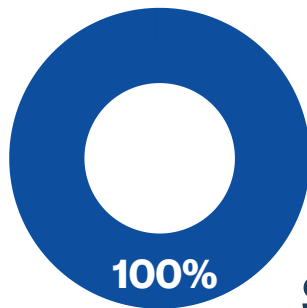
Demolition

\$100,000

Total Budget

Ward Towers II

100 Units • Elderly



\$320,000

Rehabilitation

N/A

Recertification

N/A

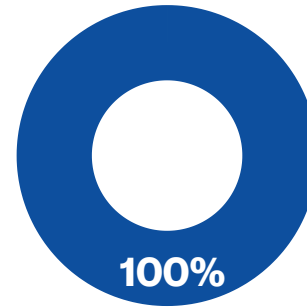
Demolition

\$320,000

Total Budget

Wayside

30 Units • Family



\$90,000

Rehabilitation

N/A

Recertification

N/A

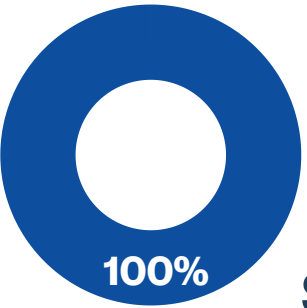
Demolition

\$90,000

Total Budget

Wynwood Elderly

72 Units • Elderly



\$140,000

Rehabilitation

N/A

Recertification

N/A

Demolition

\$140,000

Total Budget

CFP GENERAL EXPENSES BUDGET
CY 2025

\$2,158,932	GENERAL ADMINISTRATIVE
	OTHER
\$500,000	Car Inventory
\$87,554	Inspection Cost
\$200,000	Management Improvement (Security Improvement)
\$231,554	Site Improvement
\$279,000	Rental Assistance Demonstration (RAD) Redevelopment
\$4,882,019	GENERAL OPERATING EXPENSE