



Virtual Care Anytime, Anywhere!

Virtual doctor visits limit the risk of exposure to germs and viruses.

As we continue to stay safe and wear our masks to combat COVID-19, the last thing you want to do is risk exposure at the doctor's office, Urgent Care Clinic, or ER if you aren't feeling well.

MDLIVE is included in your health plan, so you pay the PCP copayment for a medical visit, and prescriptions can be quickly sent to your local pharmacy.

*Check plan benefits for applicable copayments.
See additional information on the back.

**Register today so you're
ready when you need care.**



**MDLIVE doctors are here to
help you whenever you need care.**

- » See a doctor on your schedule with on-demand virtual visits 24/7, including nights, weekends, and holidays
- » Our board-certified physicians have an average of 15 years' experience, so you can get accurate, expert care whenever you need it. Pediatricians are also available!
- » Avoid the germs and stress of the ER, Urgent Care Clinic, or doctor's office.
- » Save money; virtual visits typically cost less than ER and Urgent Care Clinic visit.

**MDLIVE physicians can diagnose and
treat more than 80 common conditions,
including:**

- | | |
|----------------------------------|--|
| » Allergies | » Rash |
| » Assess likelihood of COVID-19* | » Respiratory Issues |
| » Cold Symptoms | » Sinus Infections |
| » Fever | » Sore Throat |
| » Flu | » Urinary Tract Infection (Females, 18+) |
| » Headache | » And more |
| » Pink Eye | |

*Our doctors CAN assess you for COVID-19 and recommend next steps, but they CANNOT order a test or medication at this time.



888-834-1532



MDLIVE.com/AvMed



Meet **Sophie**, your personal assistant.
Text "AvMed" to 635483



MDLIVE®

REGISTER TODAY SO YOU'RE READY WHEN YOU NEED CARE

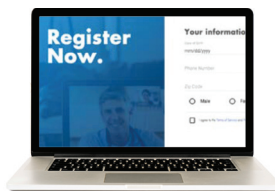
» How To Register Through The Web Portal



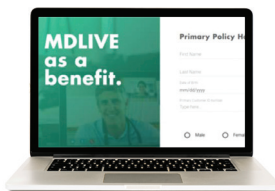
1. Visit mdlive.com/avmed and click "Activate Now."



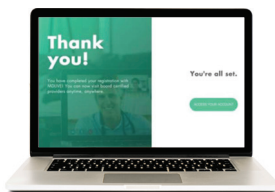
2. Create your username and password. Then enter your information on the next page and click "Next."



3. Enter your subscriber ID found on your medical card and verify your information.




4. If you're a dependent, enter your primary policy holder's information.

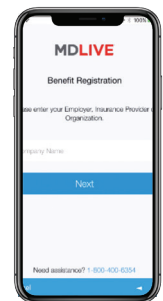


5. You are registered. We'll send you an email, and all you have to do is click "Access Your Account" to load your MDLIVE dashboard.

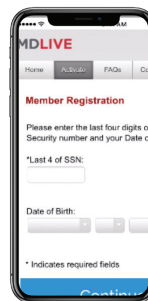
» How To Register Through The MDLIVE App



1. Get the MDLIVE Telehealth app in the App Store or Google Play Store.

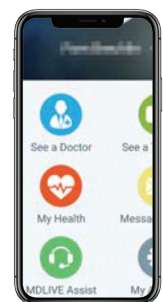


2. Click "Create A FREE Account" and enter the company name your benefit is with.



3. Enter your personal information, and verify your member profile and security settings.

4. You are registered. Click "Access Your Account" to load your MDLIVE dashboard. To learn more about your MDLIVE benefits, click "Download and Print Medical History."



888-834-1532

Meet **Sophie**, your personal assistant.
Text **"AvMed"** to 635483



[MDLIVE.com/AvMed](https://mdlive.com/AvMed)

Get the app today, and be prepared for a virtual doctor visit the next time you get sick.

