

# Moving to a New Normal Dashboard

---

December 23, 2020




# Daily Summary

## Moving to a New Normal Dashboard Summary

### 1) Trajectory of documented cases within a 14-day period

As of: 12/23/2020

New Reported Positives: 2,171

Trend: 

### 2) 14 consecutive days where positive test rate is below 10% on average

Daily Positive Rate: 7.44%

14-day Average: 8.67%

JHS Positive Rate: 12%

### 3) 30% Total and ICU Bed Capacity Available\*

As of: 12/23/2020

COVID non-ICU Admissions: 819

Available non-ICU beds: 5,390

COVID ICU Admissions: 215

Available ICU beds: 980

### 4) Miami-Dade Fire Rescue COVID Calls

Calls for: 12/22/2020

Suspected COVID-19 Calls: 68

5-day Average: 78

### 5) Lab Turnaround Time Reported by FDOH

Cases Reported on: 12/22/2020

less than 3 days: 94.73%

4 to 7 days: 4.48%

7 or more days: 0.79%

### 6) Countywide Tracing Program

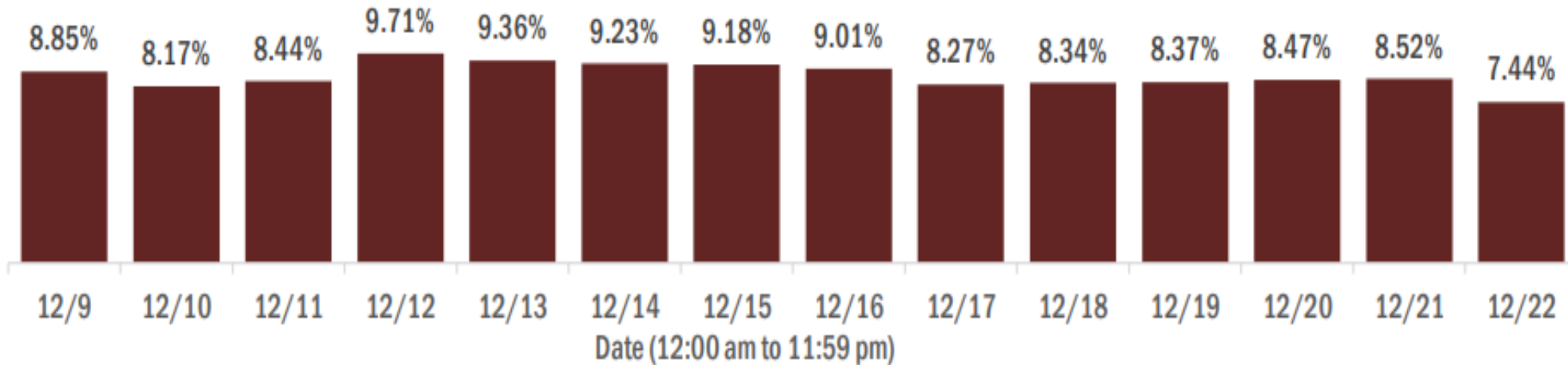
As of 12/09: 566 Contact Tracers in place

\* Percentage represents the number of COVID positive patients utilizing hospital beds; does not include the 1,228 acute care and ICU beds that may be converted.

# COVID-19 Daily Positive Rate

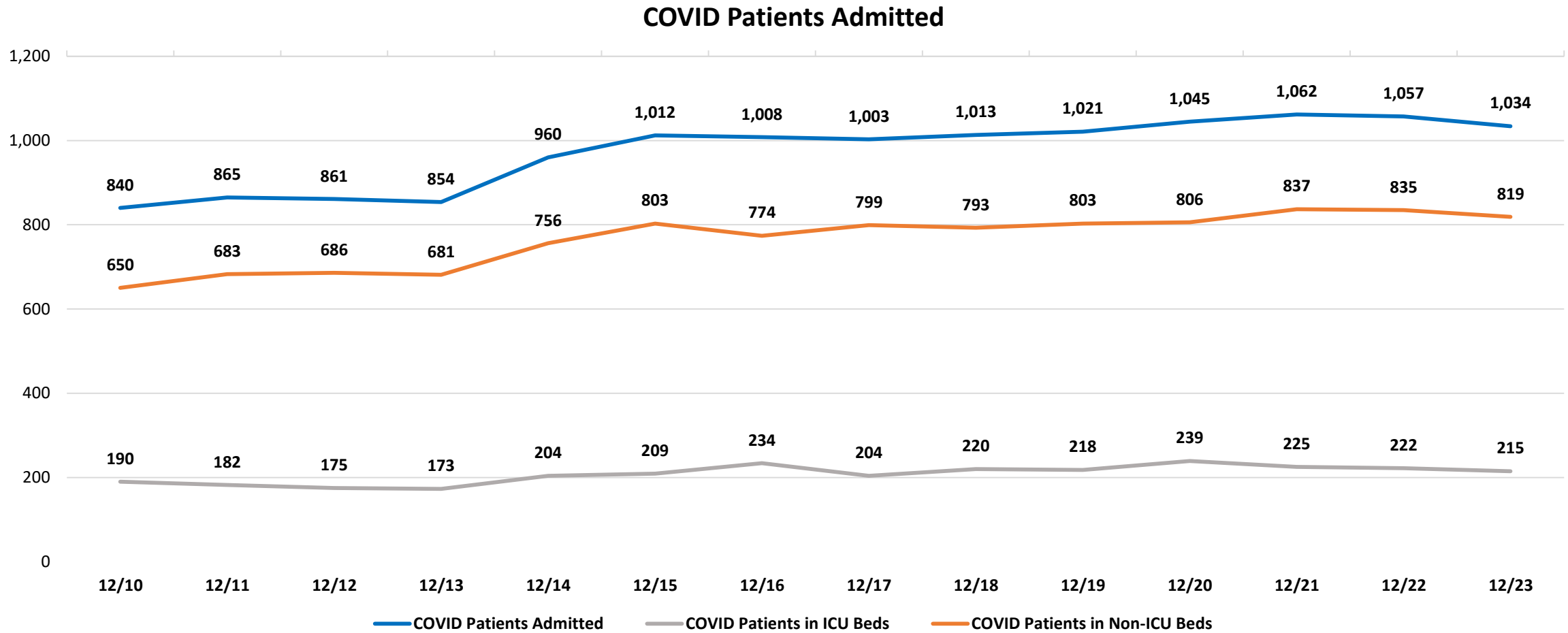
## Percent positivity for new cases in Florida residents

These counts include the number of Florida residents for whom the department received PCR or antigen laboratory results by day. This percent is the number of people who test positive for the first time divided by all the people tested that day, excluding people who have previously tested positive.



**14-day average: 8.67%**  
**New Reported Cases: 2,171**

# Cumulative COVID-19 Admitted Patients



Data Source: Self-reported by hospitals as required by Emergency Order 18-20

**DAILY COVID-19 HOSPITAL STATISTICAL REPORT**  
*Last 14 Days*

as of: 12/23/2020 14:21

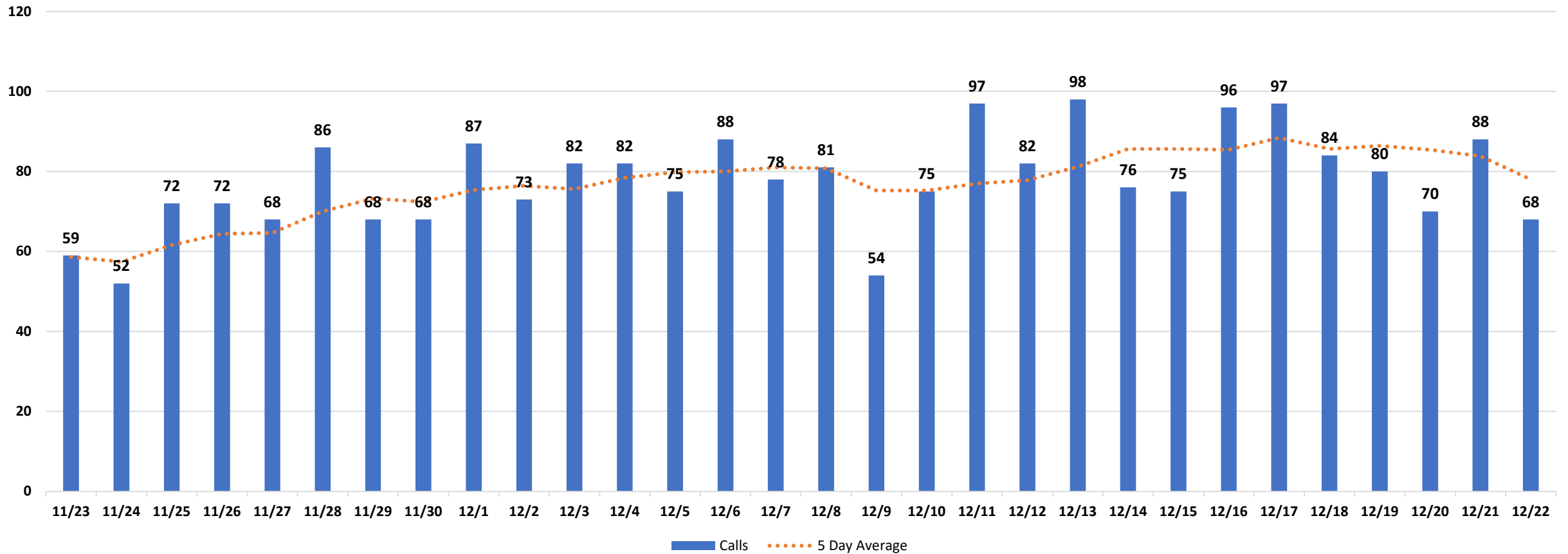
	12/10/2020	12/11/2020	12/12/2020	12/13/2020	12/14/2020	12/15/2020	12/16/2020	12/17/2020	12/18/2020	12/19/2020	12/20/2020	12/21/2020	12/22/2020	12/23/2020
<b>Available Beds</b>														
Acute Care Beds	5,435	5,435	5,419	5,392	5,387	5,429	5,434	5,453	5,424	5,418	5,387	5,380	5,389	5,390
Beds that may be converted to Acute Care Beds	755	752	752	752	756	755	753	751	751	733	733	751	751	751
ICU Beds	980	980	979	978	977	980	978	980	980	974	972	979	979	980
Beds that may be converted to ICU Beds	476	475	476	477	478	478	477	477	477	489	489	477	477	477
<b>Ventilators</b>														
Ventilators available for deployment	809	801	818	816	795	781	770	775	790	846	825	802	801	798
Ventilators on standby	112	111	122	122	117	112	99	109	99	105	108	110	107	103
Respirators/Anesthesia Machines that may be converted to Ventilators	441	441	440	440	441	439	440	440	440	436	437	439	438	438
<b>COVID-19 Cases</b>														
COVID Patients Admitted	840	865	861	854	960	1,012	1,008	1,003	1,013	1,021	1,045	1,062	1,057	1,034
COVID Patients in ICU Beds	190	182	175	173	204	209	234	204	220	218	239	225	222	215
COVID Patients in Non-ICU Beds	650	683	686	681	756	803	774	799	793	803	806	837	835	819
COVID Patients on ventilators	109	115	115	118	133	137	134	135	138	154	161	140	142	147
<b>COVID-19 Patients</b>														
New COVID Patients	87	93	75	85	103	153	115	137	114	125	101	105	104	118
COVID Patients Discharged	118	101	128	83	65	114	119	153	136	130	106	99	126	161

\*This data has been collected and compiled based on Emergency Order 18-20, as of the time noted. The information is submitted by the respective facilities and has not been audited.

\*\* As certain data points are clarified, information reported for prior periods may change

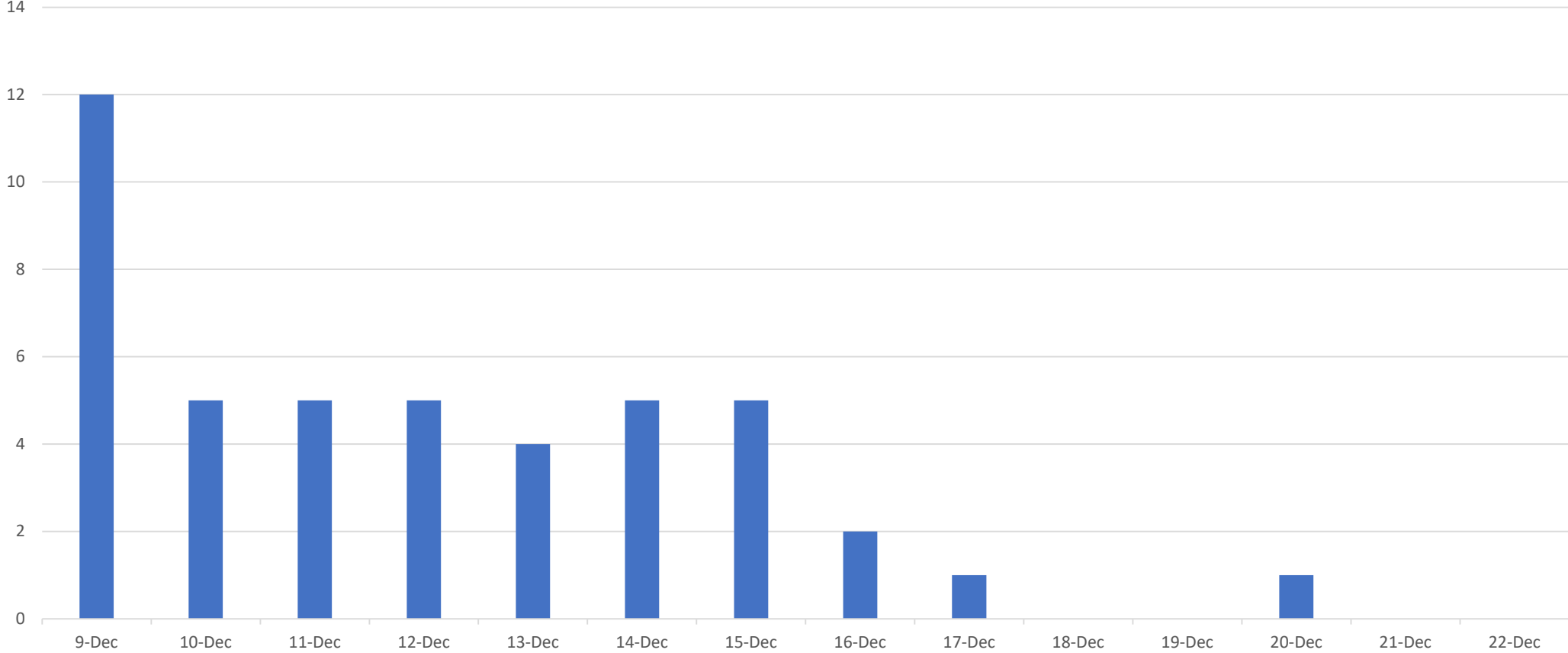
# Miami-Dade Fire Rescue Calls

## MDFR Suspected COVID-19 Calls Last 30 Days



# Cumulative FDOH Deaths by Date

*Last 14 Days*



**Miami Dade Total Number of Deaths: 4,096**

Data Source: The daily positivity rate as reported by the State of Florida on the "County Report" [http://ww11.doh.state.fl.us/comm/partners/covid19\\_report\\_archive/county\\_reports\\_latest.pdf](http://ww11.doh.state.fl.us/comm/partners/covid19_report_archive/county_reports_latest.pdf)