

Moving to a New Normal Dashboard

December 26, 2020




Daily Summary

Moving to a New Normal Dashboard Summary

1) Trajectory of documented cases within a 14-day period

As of: 12/26/2020

New Reported Positives: 1,458

Trend: 

2) 14 consecutive days where positive test rate is below 10% on average

Daily Positive Rate: 9.43%

14-day Average: 8.52%

JHS Positive Rate: 14%

3) 30% Total and ICU Bed Capacity Available*

As of: 12/26/2020

COVID non-ICU Admissions: 832

Available non-ICU beds: 5,339

COVID ICU Admissions: 204

Available ICU beds: 979

4) Miami-Dade Fire Rescue COVID Calls

Calls for: 12/25/2020

Suspected COVID-19 Calls: 84

5-day Average: 86

5) Lab Turnaround Time Reported by FDOH

Cases Reported on: 12/25/2020

less than 3 days: 95.09%

4 to 7 days: 4.31%

7 or more days: 0.60%

6) Countywide Tracing Program

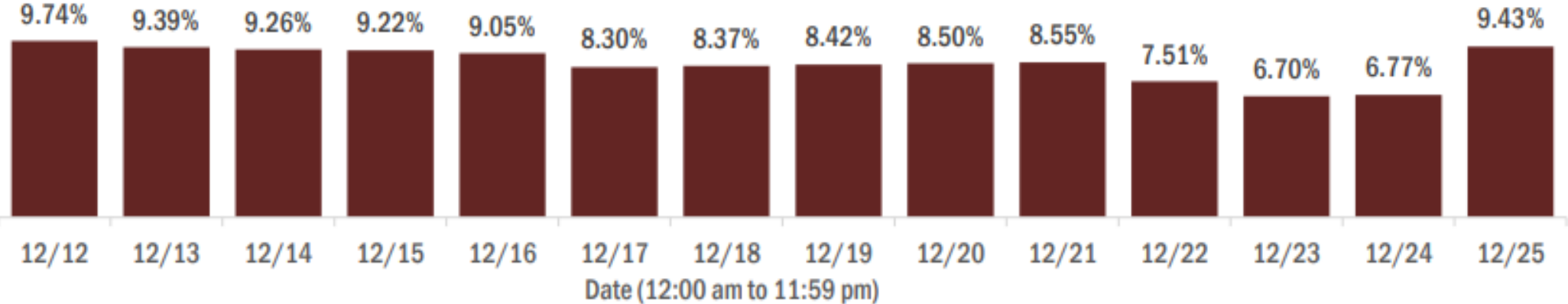
As of 12/09: 566 Contact Tracers in place

* Percentage represents the number of COVID positive patients utilizing hospital beds; does not include the 1,201 acute care and ICU beds that may be converted.

COVID-19 Daily Positive Rate

Percent positivity for new cases in Florida residents

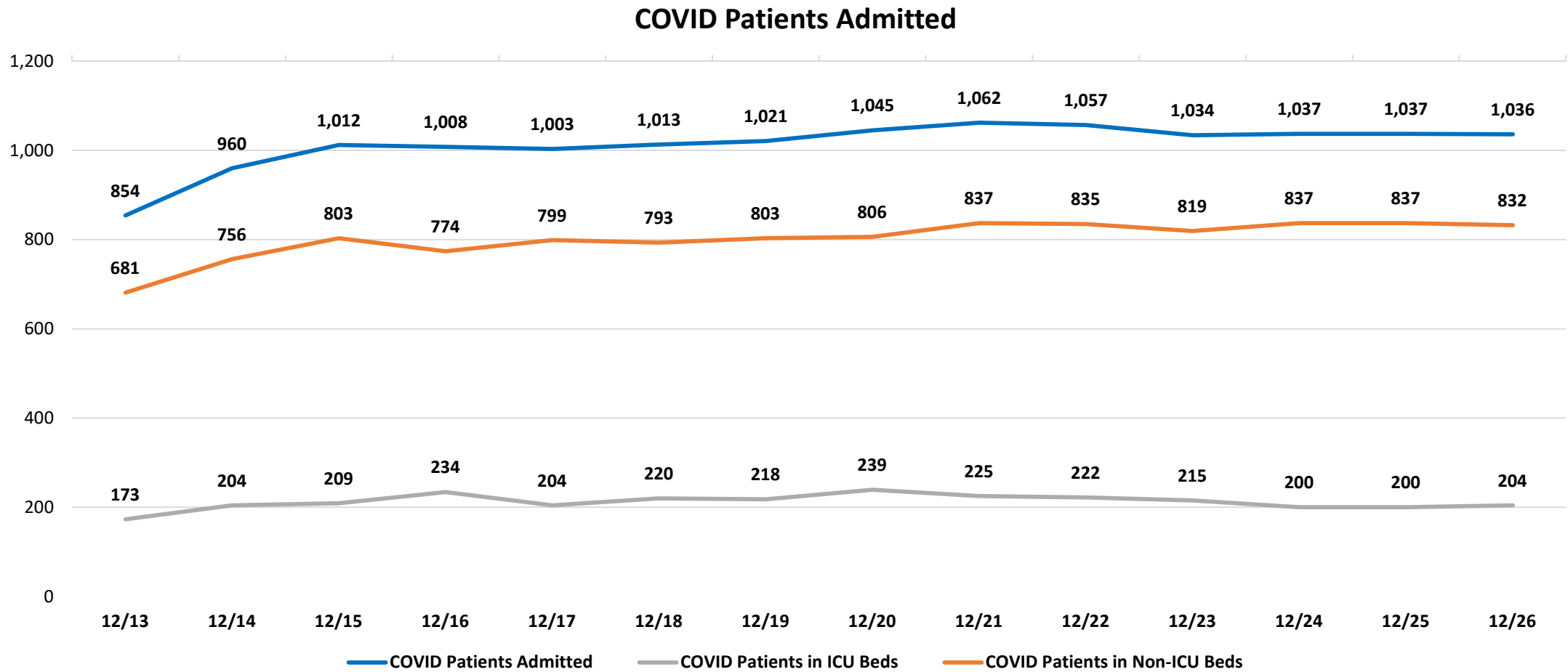
These counts include the number of Florida residents for whom the department received PCR or antigen laboratory results by day. This percent is the number of people who test positive for the first time divided by all the people tested that day, excluding people who have previously tested positive.



14-day average: 8.52%
New Reported Cases: 1,458

Data Source: The daily positivity rate as reported by the State of Florida on the "County Report" http://ww11.doh.state.fl.us/comm/partners/covid19_report_archive/county_reports_latest.pdf

Cumulative COVID-19 Admitted Patients



Data Source: Self-reported by hospitals as required by Emergency Order 18-20

DAILY COVID-19 HOSPITAL STATISTICAL REPORT
Last 14 Days

as of: 12/26/2020 15:15

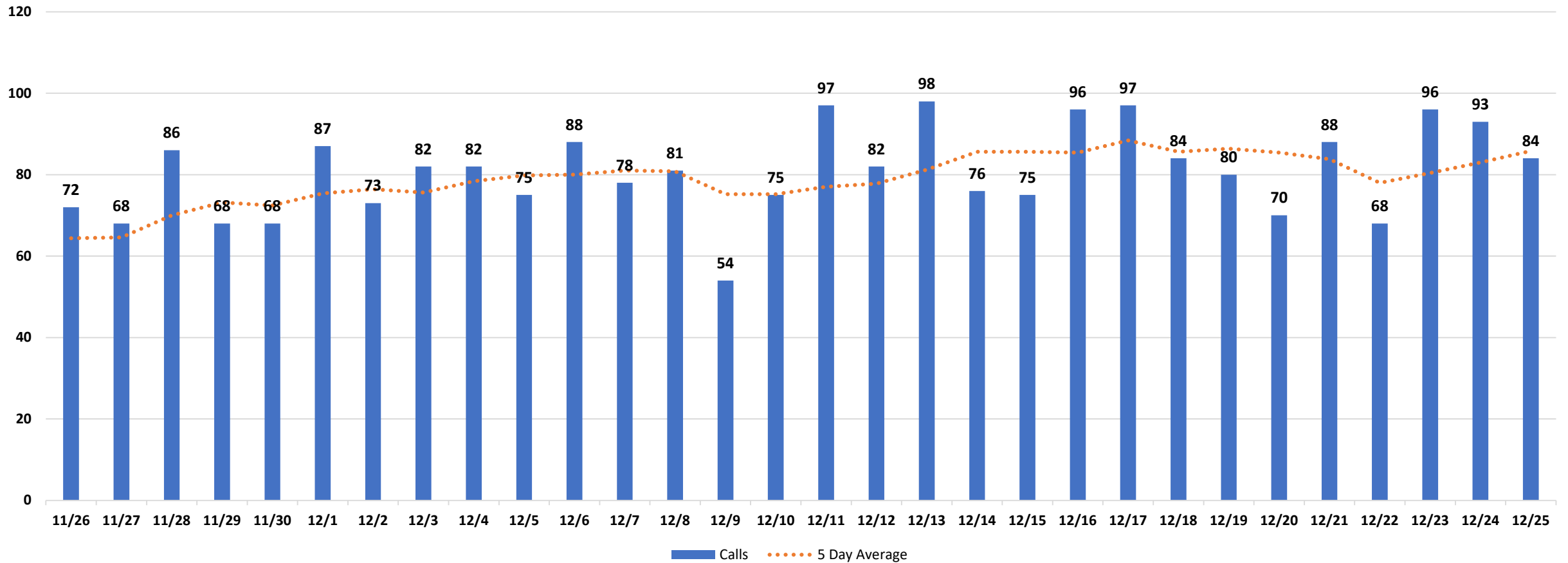
| | 12/13/2020 | 12/14/2020 | 12/15/2020 | 12/16/2020 | 12/17/2020 | 12/18/2020 | 12/19/2020 | 12/20/2020 | 12/21/2020 | 12/22/2020 | 12/23/2020 | 12/24/2020 | 12/25/2020 | 12/26/2020 |
|--|------------|------------|------------|------------|------------|------------|------------|------------|------------|------------|------------|------------|------------|------------|
| Available Beds | | | | | | | | | | | | | | |
| Acute Care Beds | 5,392 | 5,387 | 5,429 | 5,434 | 5,453 | 5,424 | 5,418 | 5,387 | 5,380 | 5,389 | 5,390 | 5,392 | 5,392 | 5,339 |
| Beds that may be converted to Acute Care Beds | 752 | 756 | 755 | 753 | 751 | 751 | 733 | 733 | 751 | 751 | 751 | 726 | 726 | 726 |
| ICU Beds | 978 | 977 | 980 | 978 | 980 | 980 | 974 | 972 | 979 | 979 | 980 | 979 | 979 | 979 |
| Beds that may be converted to ICU Beds | 477 | 478 | 478 | 477 | 477 | 477 | 489 | 489 | 477 | 477 | 477 | 475 | 475 | 475 |
| Ventilators | | | | | | | | | | | | | | |
| Ventilators available for deployment | 816 | 795 | 781 | 770 | 775 | 790 | 846 | 825 | 802 | 801 | 798 | 817 | 817 | 814 |
| Ventilators on standby | 122 | 117 | 112 | 99 | 109 | 99 | 105 | 108 | 110 | 107 | 103 | 102 | 102 | 111 |
| Respirators/Anesthesia Machines that may be converted to Ventilators | 440 | 441 | 439 | 440 | 440 | 440 | 436 | 437 | 439 | 438 | 438 | 440 | 440 | 439 |
| COVID-19 Cases | | | | | | | | | | | | | | |
| COVID Patients Admitted | 854 | 960 | 1,012 | 1,008 | 1,003 | 1,013 | 1,021 | 1,045 | 1,062 | 1,057 | 1,034 | 1,037 | 1,037 | 1,036 |
| COVID Patients in ICU Beds | 173 | 204 | 209 | 234 | 204 | 220 | 218 | 239 | 225 | 222 | 215 | 200 | 200 | 204 |
| COVID Patients in Non-ICU Beds | 681 | 756 | 803 | 774 | 799 | 793 | 803 | 806 | 837 | 835 | 819 | 837 | 837 | 832 |
| COVID Patients on ventilators | 118 | 133 | 137 | 134 | 135 | 138 | 154 | 161 | 140 | 142 | 147 | 140 | 140 | 139 |
| COVID-19 Patients | | | | | | | | | | | | | | |
| New COVID Patients | 85 | 103 | 153 | 115 | 137 | 114 | 125 | 101 | 105 | 104 | 118 | 111 | 111 | 87 |
| COVID Patients Discharged | 83 | 65 | 114 | 119 | 153 | 136 | 130 | 106 | 99 | 126 | 161 | 157 | 157 | 92 |

*This data has been collected and compiled based on Emergency Order 18-20, as of the time noted. The information is submitted by the respective facilities and has not been audited.

** As certain data points are clarified, information reported for prior periods may change

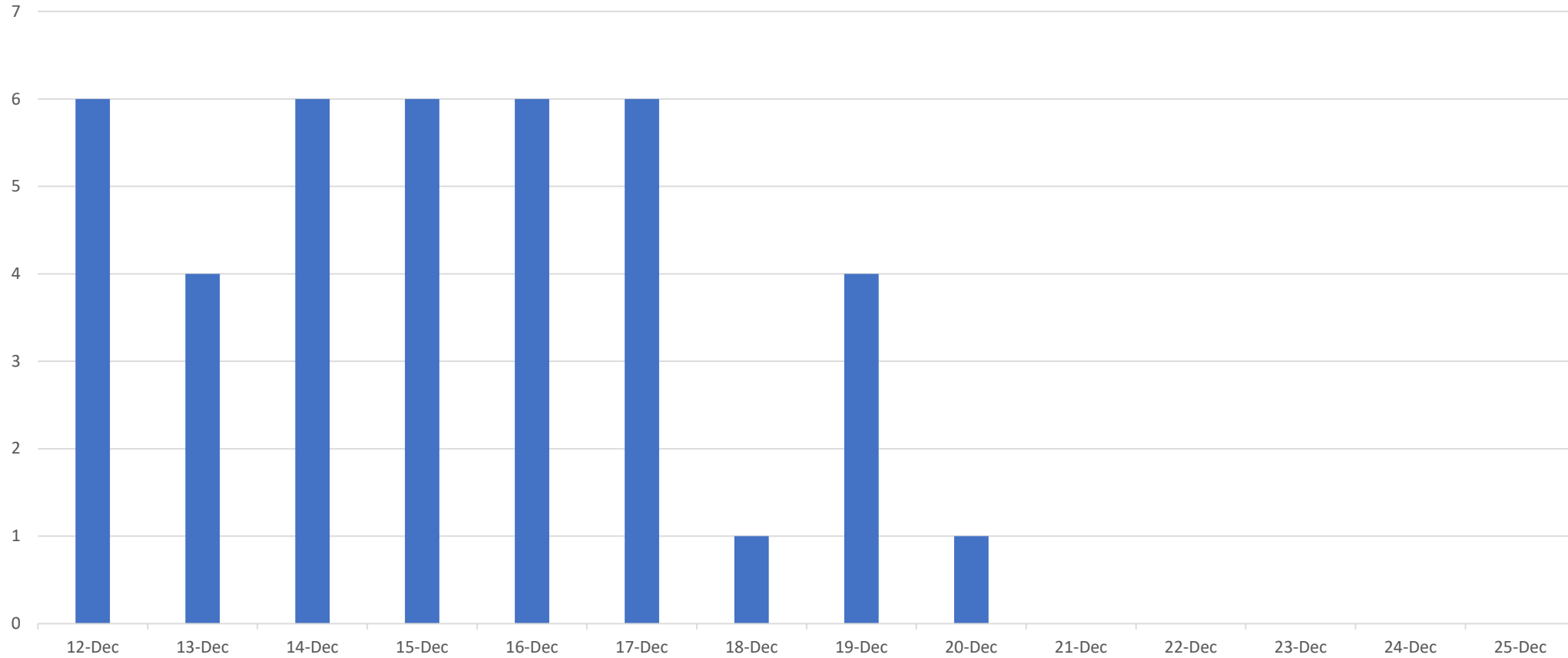
Miami-Dade Fire Rescue Calls

MDFR Suspected COVID-19 Calls Last 30 Days



Cumulative FDOH Deaths by Date

Last 14 Days



Miami Dade Total Number of Deaths: 4,127