

# Moving to a New Normal Dashboard

---


December 30, 2020



# Daily Summary

## Moving to a New Normal Dashboard Summary

### 1) Trajectory of documented cases within a 14-day period

As of: 12/30/2020  
New Reported Positives: 2,707  
Trend: 

### 2) 14 consecutive days where positive test rate is below 10% on average

Daily Positive Rate: 6.95%  
14-day Average: 9.60%  
  
JHS Positive Rate: 18%

### 3) 30% Total and ICU Bed Capacity Available\* As of: 12/30/2020

COVID non-ICU Admissions: 868  
Available non-ICU beds: 5,370

COVID ICU Admissions: 210  
Available ICU beds: 975

### 4) Miami-Dade Fire Rescue COVID Calls Calls for: 12/29/2020

Suspected COVID-19 Calls: 89  
5-day Average: 91

### 5) Lab Turnaround Time Reported by FDOH Cases Reported on: 12/29/2020

less than 3 days: 96.36%  
4 to 7 days: 3.65%  
7 or more days: 0.00%

### 6) Countywide Tracing Program

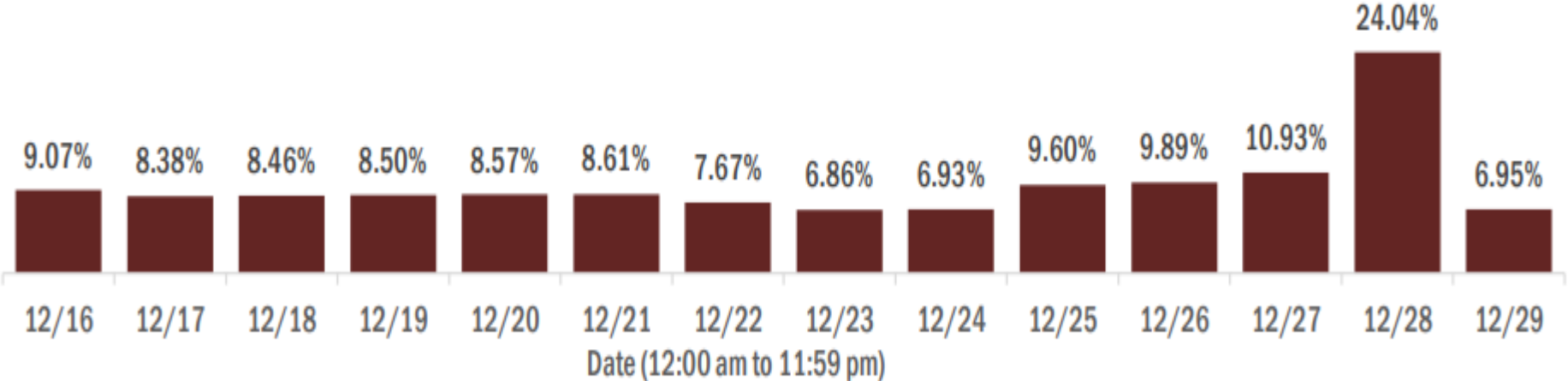
As of 12/09: 566 Contact Tracers in place

\* Percentage represents the number of COVID positive patients utilizing hospital beds; does not include the 1,208 acute care and ICU beds that may be converted.

# COVID-19 Daily Positive Rate

## Percent positivity for new cases in Florida residents

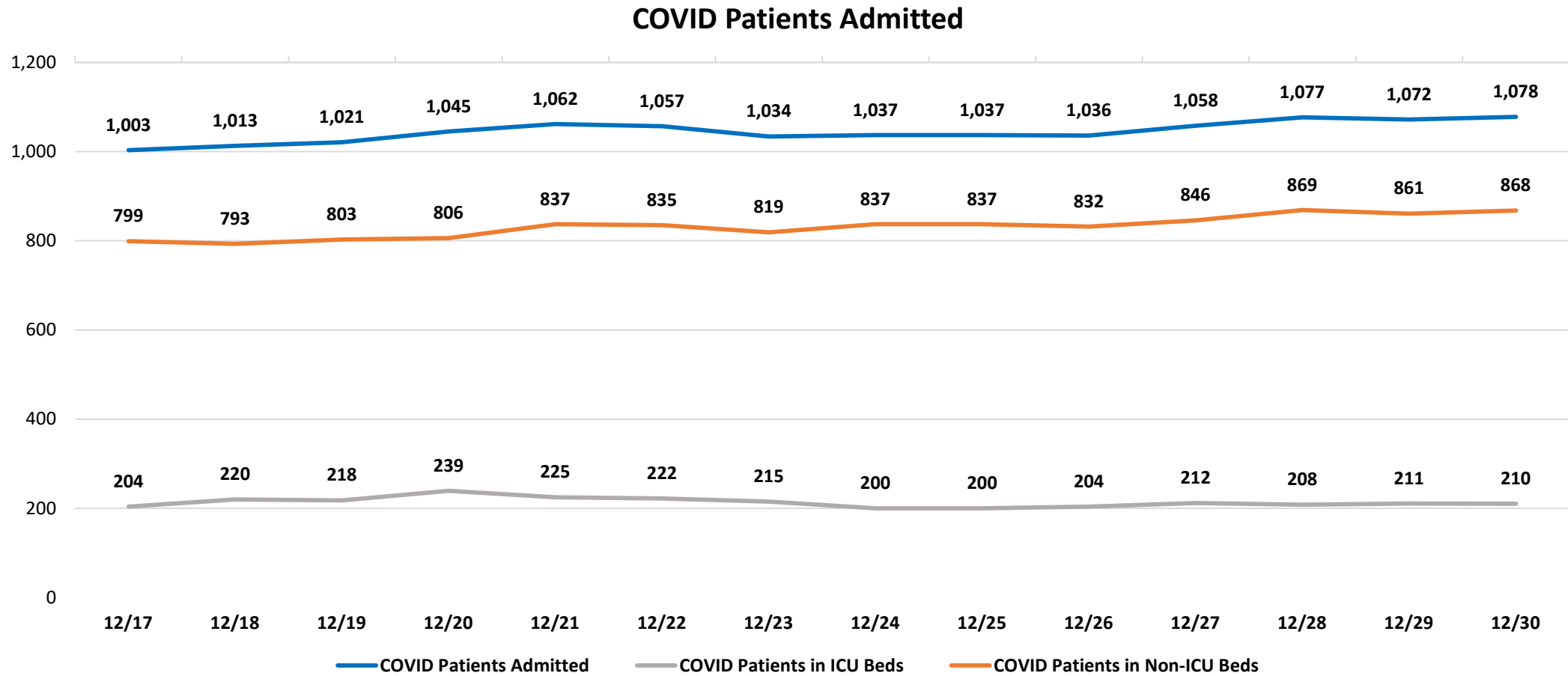
These counts include the number of Florida residents for whom the department received PCR or antigen laboratory results by day. This percent is the number of people who test positive for the first time divided by all the people tested that day, excluding people who have previously tested positive.



**14-day average: 9.60%**  
**New Reported Cases: 2,707**

Data Source: The daily positivity rate as reported by the State of Florida on the "County Report" [http://ww11.doh.state.fl.us/comm/partners/covid19\\_report\\_archive/county\\_reports\\_latest.pdf](http://ww11.doh.state.fl.us/comm/partners/covid19_report_archive/county_reports_latest.pdf)

# Cumulative COVID-19 Admitted Patients



**DAILY COVID-19 HOSPITAL STATISTICAL REPORT**

*Last 14 Days*

as of: 12/30/2020 13:19

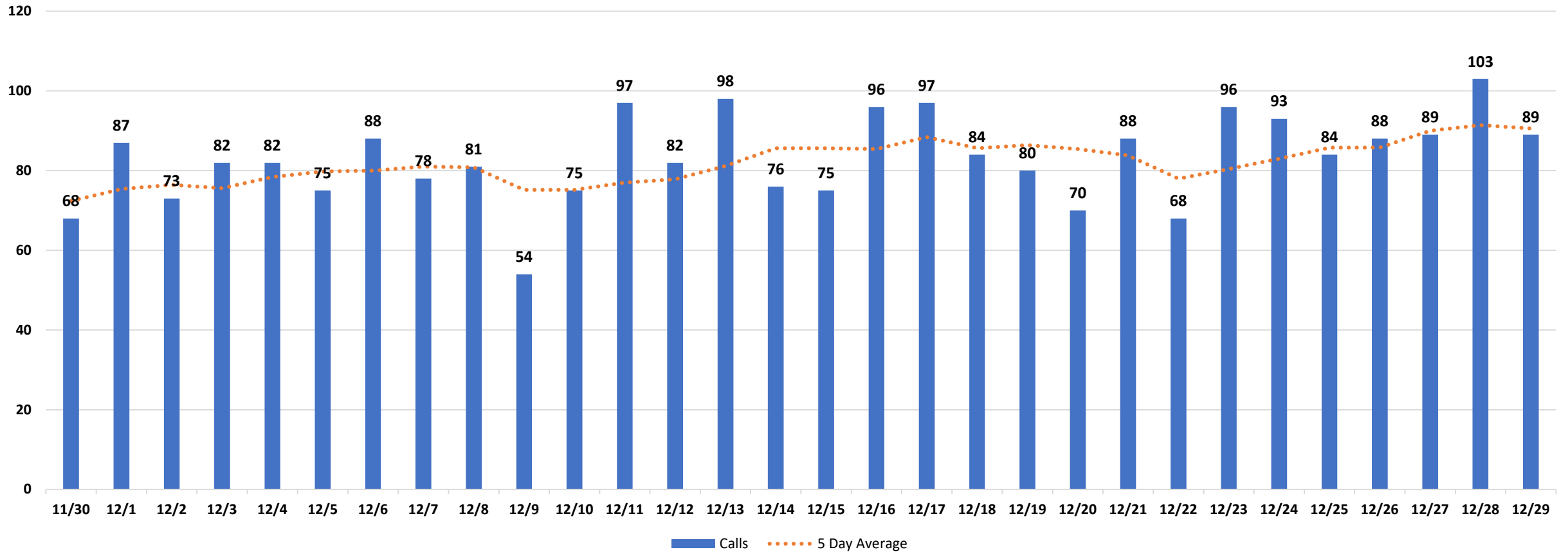
	12/17/2020	12/18/2020	12/19/2020	12/20/2020	12/21/2020	12/22/2020	12/23/2020	12/24/2020	12/25/2020	12/26/2020	12/27/2020	12/28/2020	12/29/2020	12/30/2020
<b>Available Beds</b>														
Acute Care Beds	5,453	5,424	5,418	5,387	5,380	5,389	5,390	5,392	5,392	5,339	5,345	5,362	5,366	5,370
Beds that may be converted to Acute Care Beds	751	751	733	733	751	751	751	726	726	726	726	757	732	732
ICU Beds	980	980	974	972	979	979	980	979	979	979	976	978	976	975
Beds that may be converted to ICU Beds	477	477	489	489	477	477	477	475	475	475	476	479	476	476
<b>Ventilators</b>														
Ventilators available for deployment	775	790	846	825	802	801	798	817	817	814	813	780	789	780
Ventilators on standby	109	99	105	108	110	107	103	102	102	111	113	107	116	117
Respirators/Anesthesia Machines that may be converted to Ventilators	440	440	436	437	439	438	438	440	440	439	439	440	439	439
<b>COVID-19 Cases</b>														
COVID Patients Admitted	1,003	1,013	1,021	1,045	1,062	1,057	1,034	1,037	1,037	1,036	1,058	1,077	1,072	1,078
COVID Patients in ICU Beds	204	220	218	239	225	222	215	200	200	204	212	208	211	210
COVID Patients in Non-ICU Beds	799	793	803	806	837	835	819	837	837	832	846	869	861	868
COVID Patients on ventilators	135	138	154	161	140	142	147	140	140	139	142	150	142	137
<b>COVID-19 Patients</b>														
New COVID Patients	137	114	125	101	105	104	118	111	111	87	91	99	109	137
COVID Patients Discharged	153	136	130	106	99	126	161	157	157	92	93	89	148	170

\*This data has been collected and compiled based on Emergency Order 18-20, as of the time noted. The information is submitted by the respective facilities and has not been audited.

\*\* As certain data points are clarified, information reported for prior periods may change

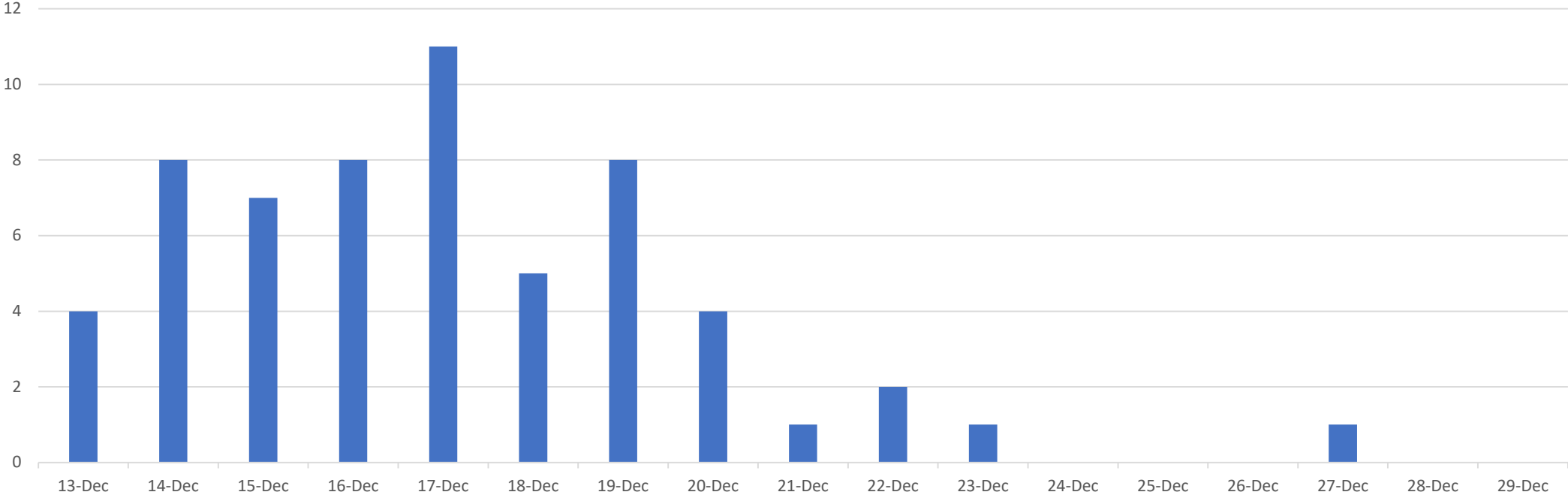
# Miami-Dade Fire Rescue Calls

## MDFR Suspected COVID-19 Calls Last 30 Days



# Cumulative FDOH Deaths by Date

*Last 14 Days*



**Miami Dade Total Number of Deaths: 4,169**

Data Source: The daily positivity rate as reported by the State of Florida on the "County Report" [http://ww11.doh.state.fl.us/comm/partners/covid19\\_report\\_archive/county\\_reports\\_latest.pdf](http://ww11.doh.state.fl.us/comm/partners/covid19_report_archive/county_reports_latest.pdf)