

Moving to a New Normal Dashboard

January 13, 2021




Miami-Dade County Daily Summary

Moving to a New Normal Dashboard Summary

1) Trajectory of documented cases within a 14-day period

As of: 1/13/2021

New Reported Positives: 2,521

Trend: 

2) 14 consecutive days where positive test rate is below 10% on average

Daily Positive Rate: 9.22%

14-day Average: 10.16%

JHS Positive Rate: 9%

3) 30% Total and ICU Bed Capacity Available*

As of: 1/13/2021

COVID non-ICU Admissions: 950

Available non-ICU beds: 5,410

COVID ICU Admissions: 230

Available ICU beds: 979

4) Miami-Dade Fire Rescue COVID Calls

Calls for: 1/12/2021

Suspected COVID-19 Calls: 102

5-day Average: 97

5) Lab Turnaround Time Reported by FDOH

Cases Reported on: 1/12/2021

less than 3 days: 93.61%

4 to 7 days: 4.99%

7 or more days: 1.40%

6) COVID-19 Vaccination Program

Number of County-wide Vaccinations Since Inception: 84,873

7) Countywide Tracing Program

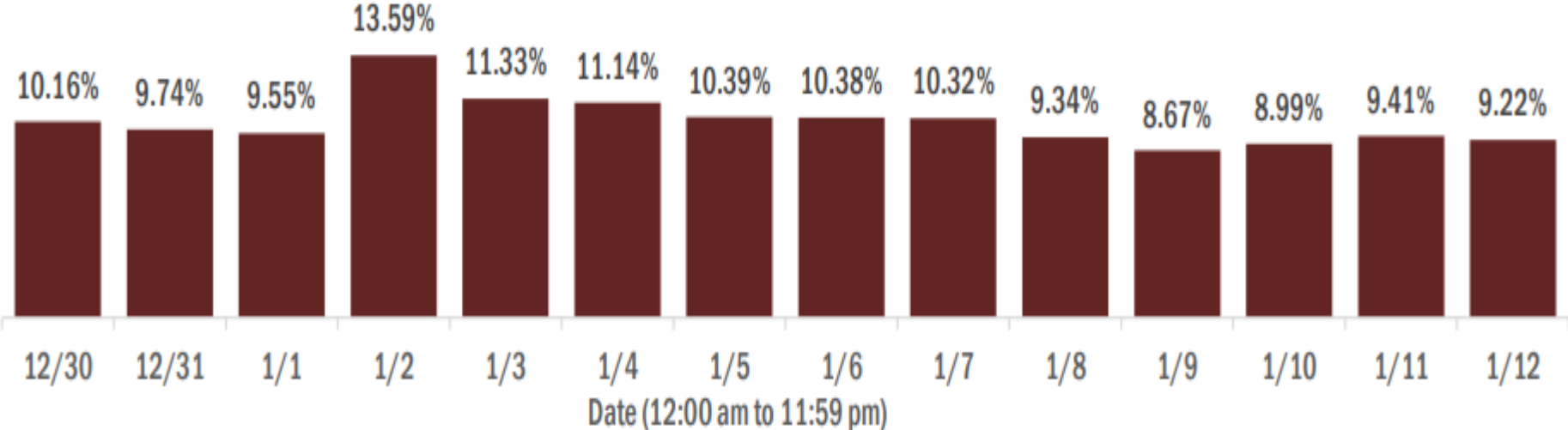
As of 12/09: 566 Contact Tracers in place

* Percentage represents the number of COVID positive patients utilizing hospital beds; does not include the 1,243 acute care and ICU beds that may be converted.

COVID-19 Daily Positive Rate

Percent positivity for new cases in Florida residents

These counts include the number of Florida residents for whom the department received PCR or antigen laboratory results by day. This percent is the number of people who test positive for the first time divided by all the people tested that day, excluding people who have previously tested positive.

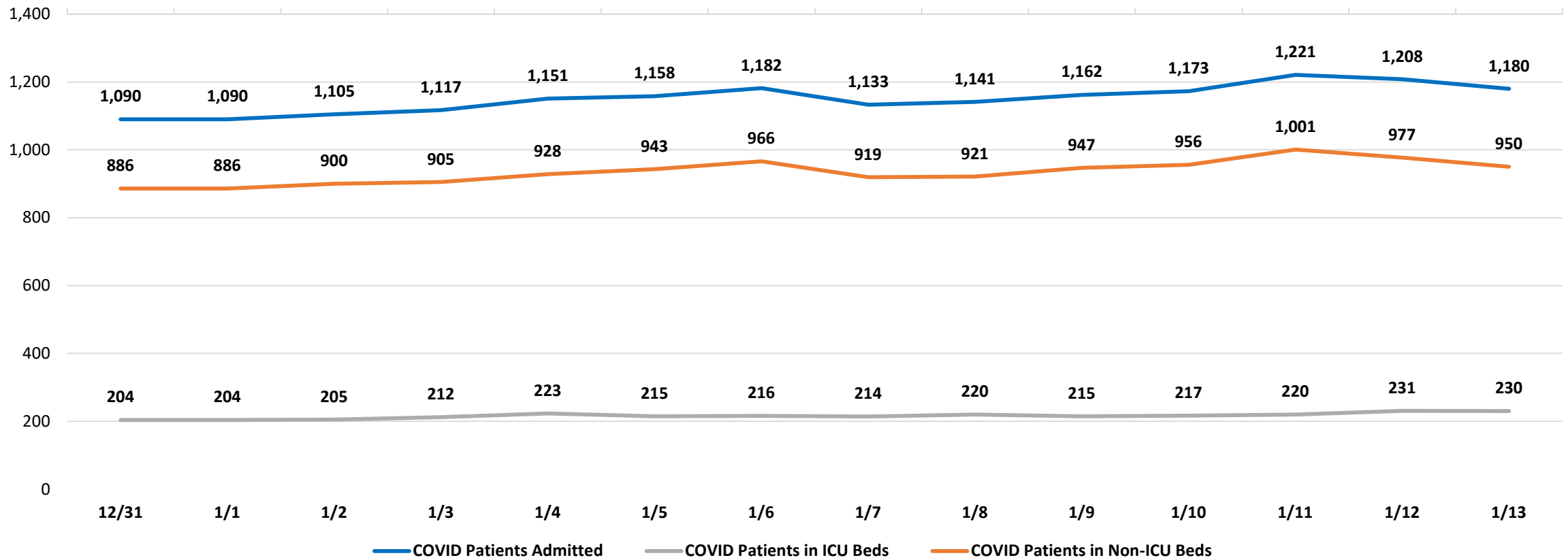


14-day average: 10.16%
New Reported Cases: 2,521

Data Source: The daily positivity rate as reported by the State of Florida on the "County Report" http://ww11.doh.state.fl.us/comm/partners/covid19_report_archive/county_reports_latest.pdf

Cumulative COVID-19 Admitted Patients

COVID Patients Admitted



Data Source: Self-reported by hospitals as required by Emergency Order 18-20

DAILY COVID-19 HOSPITAL STATISTICAL REPORT
Last 14 Days

as of: 1/13/2021 12:34

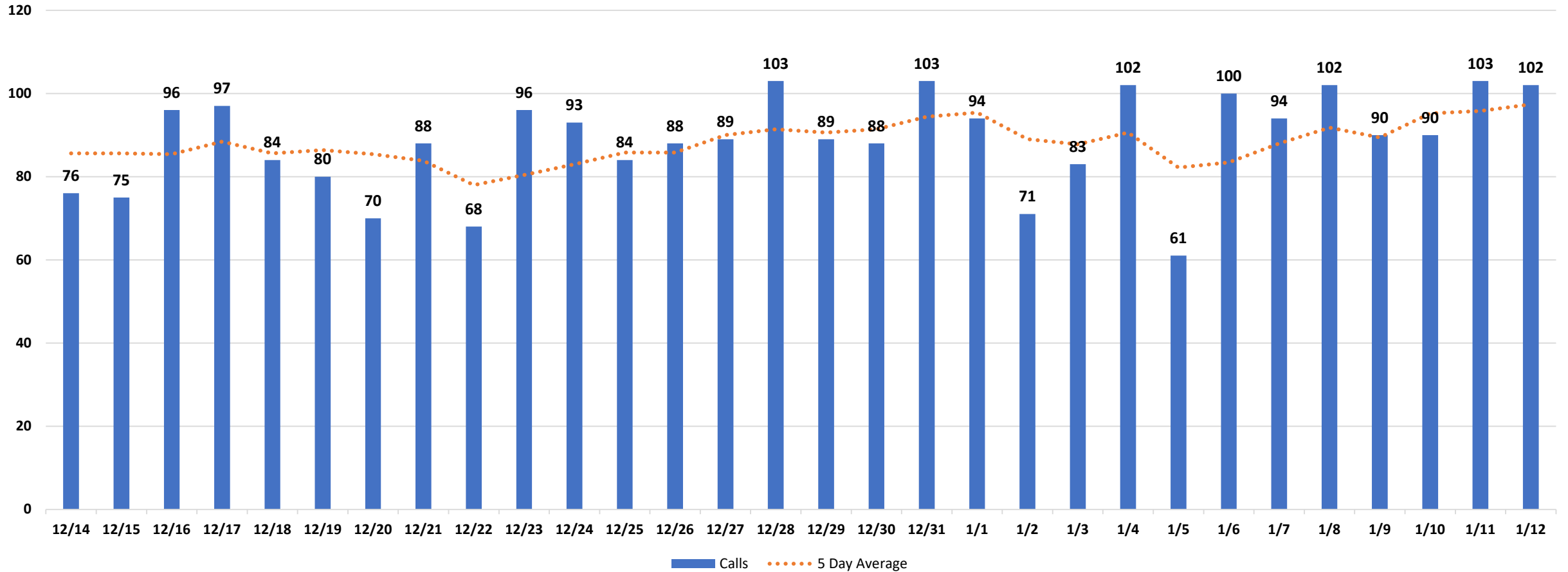
	12/31/2020	1/1/2021	1/2/2021	1/3/2021	1/4/2021	1/5/2021	1/6/2021	1/7/2021	1/8/2021	1/9/2021	1/10/2021	1/11/2021	1/12/2021	1/13/2021
Available Beds														
Acute Care Beds	5,361	5,361	5,309	5,324	5,334	5,346	5,375	5,396	5,407	5,386	5,385	5,374	5,389	5,410
Beds that may be converted to Acute Care Beds	734	734	734	734	762	736	761	760	760	735	735	760	760	763
ICU Beds	978	978	979	979	979	979	978	977	977	977	977	978	979	979
Beds that may be converted to ICU Beds	475	475	479	478	476	478	476	479	476	478	478	479	478	480
Ventilators														
Ventilators available for deployment	791	791	806	780	783	787	808	812	832	817	816	811	787	780
Ventilators on standby	113	113	111	104	109	110	108	114	112	115	114	103	86	86
Respirators/Anesthesia Machines that may be converted to Ventilators	440	440	440	439	439	439	440	440	440	439	439	438	439	439
COVID-19 Cases														
COVID Patients Admitted	1,090	1,090	1,105	1,117	1,151	1,158	1,182	1,133	1,141	1,162	1,173	1,221	1,208	1,180
COVID Patients in ICU Beds	204	204	205	212	223	215	216	214	220	215	217	220	231	230
COVID Patients in Non-ICU Beds	886	886	900	905	928	943	966	919	921	947	956	1,001	977	950
COVID Patients on ventilators	138	138	136	141	151	144	144	137	137	134	138	147	150	159
COVID-19 Patients														
New COVID Patients	111	111	114	117	109	127	108	100	119	120	110	119	93	146
COVID Patients Discharged	149	149	101	102	93	165	171	181	162	185	126	100	150	209

*This data has been collected and compiled based on Emergency Order 18-20, as of the time noted. The information is submitted by the respective facilities and has not been audited.

** As certain data points are clarified, information reported for prior periods may change

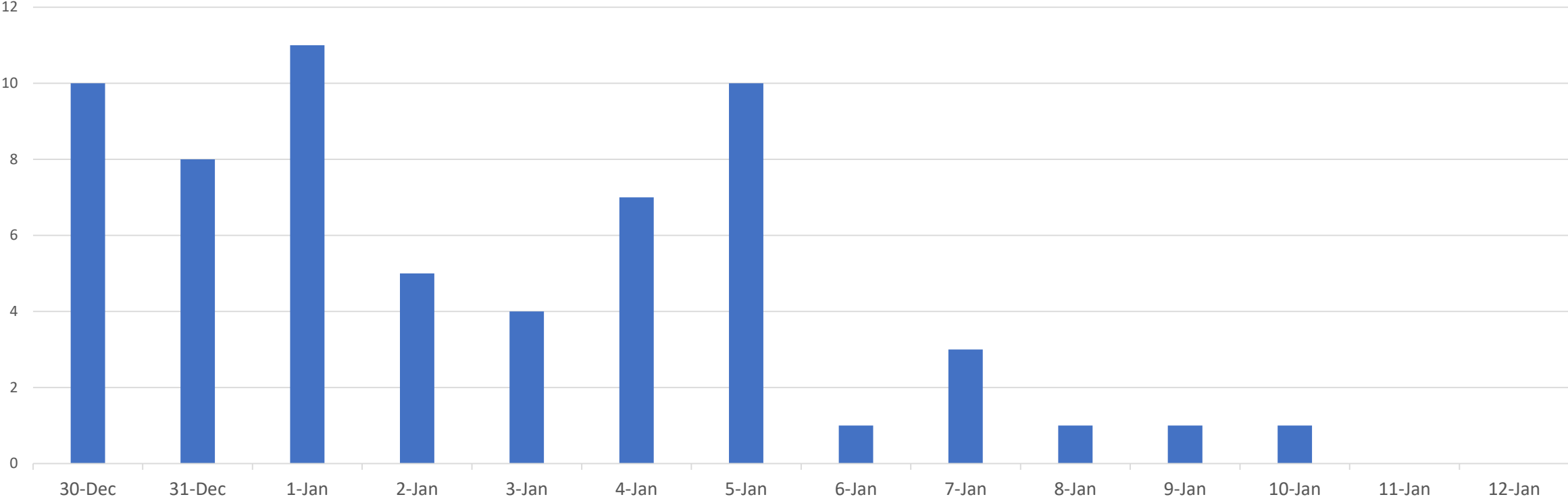
Miami-Dade Fire Rescue Calls

MDFR Suspected COVID-19 Calls
Last 30 Days



Cumulative FDOH Deaths by Date

Last 14 Days



Miami Dade Total Number of Deaths: 4,472

Data Source: The daily positivity rate as reported by the State of Florida on the "County Report" http://ww11.doh.state.fl.us/comm/partners/covid19_report_archive/county_reports_latest.pdf

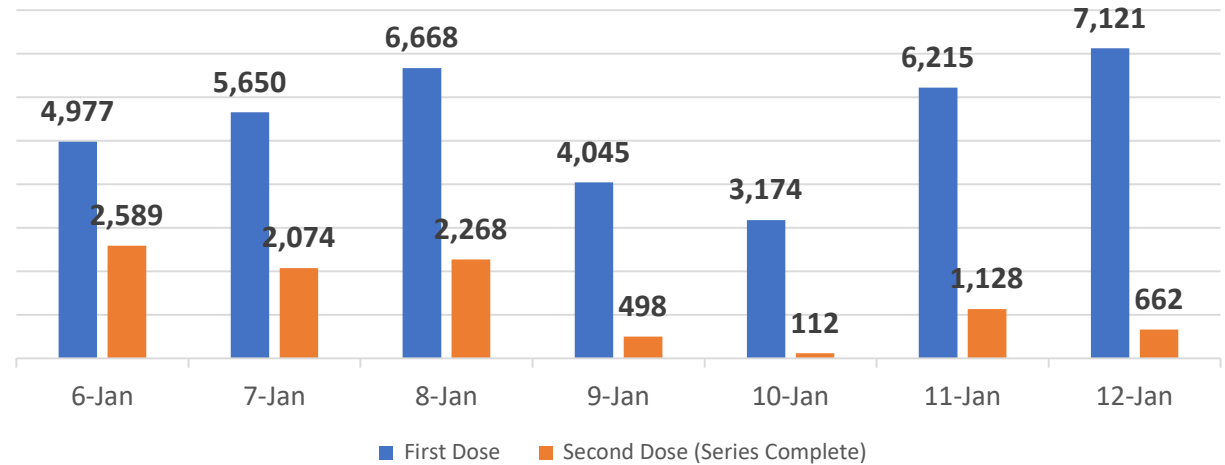
Miami-Dade County COVID-19 Vaccination Numbers

Last 7 Days

Daily Number Of People Vaccinated

Date	First Dose	Second Dose (Series Complete)
1/6/2021	4,977	2,589
1/7/2021	5,650	2,074
1/8/2021	6,668	2,268
1/9/2021	4,045	498
1/10/2021	3,174	112
1/11/2021	6,215	1,128
1/12/2021	7,121	662

Number of People Who Received COVID-19 Vaccination
Last 7 Days



Total Number of County-wide Vaccinations Since Inception: 84,873
(First Dose: 73,170 and Second Dose: 11,703)

Data in this report are provisional and subject to change.

Data in this summary pertain to COVID-19 vaccines approved by the U.S. Food and Drug Administration and have been issued an Emergency Use Authorization. These data summarize the number of people who have received either their first dose or have completed the series for a COVID-19 vaccine. A person can only be counted in one category, first dose or series complete.