



## MIAMI-DADE COUNTY JUVENILE SERVICES DEPARTMENT

# 2017 YEAR END JUVENILE ARREST REPORT

### Juvenile Arrests Continue to Decline



- Since 1998, a total of **81%** decrease
- In 2017, a total of **3,070** Juvenile Arrests
- In 2017, **1%** of the arrested youth were ages 12 and under; **34%** were between 13-15 years of age; **58%** were between ages 16-17; **7%** were 18 years of age and over

Top 10 Zip Codes*
33128
33147
33142
33030
33033
33034
33032
33161
33056
33150

Top 10 Charges**
Grand Larceny (excluding auto theft)
Misdemeanor Obstruction of Justice
Aggravated Assault and-or Battery
Auto Theft
Misdemeanor Drug Laws
Assault and or Battery (not aggravated)
Felony Drug Laws
Burglary
Weapon or Firearm Offenses
Felony Other

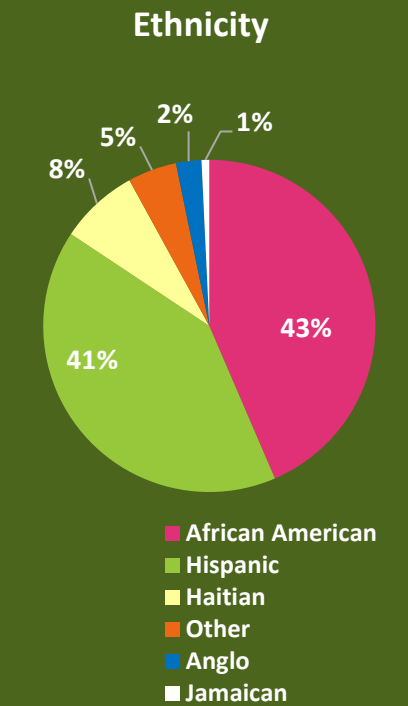
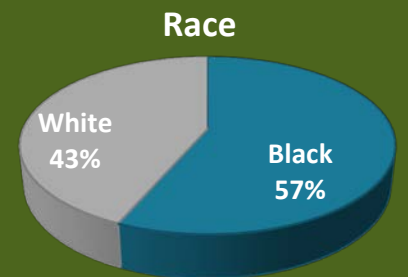
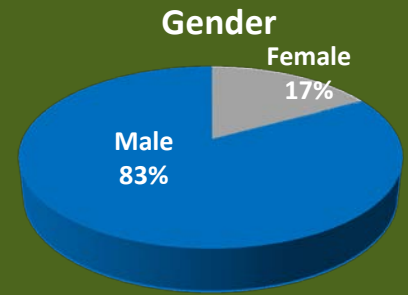
\*Zip Code represent youth's residence at the time of arrest.

\*\*Charge is defined as the number of charge counts issued per statute group. Statutes are based on the Florida Department of Juvenile Justice's statute grouping.

\*\*\*Juvenile Arrest is defined by the number of bookings (not number of individuals) for the specified time period and agency.



## 2017 Juvenile Arrests\*\*\* Demographics



Source: Miami-Dade County Juvenile Services Department/Quest Analytics and Department of Juvenile Justice (JJIS)