


Memorandum



Date: February 15, 2013

To: Honorable Chairwoman Rebeca Sosa and Members
Board of County Commissioners

From: Carlos A. Gimenez
Mayor 

Subject: Mayor's Election Advisory Group – Final Report

In the aftermath of the November 6, 2012 Presidential Election, it became clear that it was critical to comprehensively review the process and issues that led to Miami-Dade County voters enduring long lines and unacceptably long wait times at the polls during both the early voting period and on Election Day. I immediately instructed Supervisor of Elections, Penelope Townsley, to prepare a detailed after action report and I also convened an Elections Advisory Group to find sensible, long-term solutions to our elections challenges.

The Advisory Group members were finalized on November 20, 2012 and consists of the following community leaders: Board of County Commissioners (Board) Chairwoman Rebeca Sosa, Board Vice-Chairwoman Lynda Bell, Commissioner Sally Heyman, Commissioner Dennis Moss, Alice E. Ancona, Kendall Coffey, Bishop Victor T. Curry, Robert H. Fernandez, Oliver G. Gilbert, III, Murray Greenberg, Lovette McGill, Gepsie Metellus and C. J. Ortuño. The group immediately convened in November and has since met four times in an effort to assure that its recommendations could be considered by the Board in time for the State legislative session as well as the County's budget process. Our process has been transparent, with all information posted on the Group's website at <http://www.miamidade.gov/mayor/elections-advisory-group.asp>, and all meetings have been open to the public. It is my goal to ensure that Miami-Dade County moves forward and that we have the best election process in the nation.

During our first meeting on November 28, 2012, Supervisor of Elections Penelope Townsley and Assistant County Attorney Oren Rosenthal walked the Group through State and County elections laws and policies as well as the processes and procedures in preparation for and during Early Voting, Absentee Voting, and Election Day. A considerable amount of time was spent in understanding the detail and methodologies used for voting in Miami-Dade County. At the next meeting on December 14, 2012, Elections staff presented potential legislative changes for elections reform. The Group debated each recommendation extensively and voted to include the following five critical priorities:

1. Expansion of Permissible Early Voting Sites – recommends the expansion of allowable facilities eligible for use as early voting sites.
2. Early Voting Days – recommends extending the availability of early voting from eight (8) to nine (9) days, so as to include the last Sunday before Election Day. *(This was amended at the February 5, Board meeting to change early voting from nine (9) to 14 days to include the second Sunday prior to Election Day.)*
3. Referendum Proposed by Legislature Regarding Ballot Language – recommends limiting the ballot language for constitutional amendments to a maximum of 15 words for title and 75 words for ballot summary.
4. Ballot Canvassing - recommends extending the number of days that Supervisors of Elections are permitted to canvass ballots, from 15 days to 20 days.

5. Discontinue "Absentee Ballot" Term – recommends discontinuing the term "Absentee Ballot" and replacing it with "Vote by Mail."

I am pleased that the Board considered the recommendations as a part of the updated Legislative Package at their December 18, 2012 meeting and after some debate, particularly regarding Early Voting, accepted as critical priorities the recommendations endorsed by the Advisory Group (Attachment A). These recommendations will require leadership and engagement in Tallahassee and the Advisory Group and I am prepared to provide that.

At the January 7, 2013 meeting, the Advisory Group heard the Elections Department's presentation of the After Action Report, which focused on challenges experienced within the three methods of voting – Early Voting, Absentee Voting, and Election Day (Attachment B). Analyses of the General Election activities were conducted to identify opportunities for process improvements and technological enhancements.

The Advisory Group unanimously adopted the departmental recommendations highlighted in the After Action Report. It was the consensus of the Group that every election cannot be approached with the same assumptions and, depending on the type and size of the election, the Department needs the flexibility to adjust and reallocate resources as appropriate. The following is an overview of the various recommendations that came out of the Group's discussion during the January 7th meeting and the Elections Department's responses.

Recommendation – Use of County Employees

The Group recommended that there be policies set forth to expand the use of County employees on Election Day. Management level County employees will help ensure the effective management and accountability of polling place operations, especially during a presidential election cycle. In addition, it was suggested that the Department collaborate with the Florida Bar, Community Based Organizations, the chambers of commerce, and economic development agencies in order to expand poll worker and seasonal staff recruitment.

The Department has reviewed the use of County employees on Election Day and will be working with County departments to identify management level employees who will be trained to manage a polling place during presidential election cycles. In addition, the Department will reach out to the organizations suggested, and others, in order to expand poll worker and seasonal staff recruitment.

Recommendation – Improve Technologies for Enhanced Processes

The Advisory Group emphasized the need for enhanced technology to include signature verification software, voter check-in process enhancements, and faster absentee ballot processing technology in order to ensure smoother and more efficient elections in the future. The Group asked for a status report on these technological improvements, including an overview of the fiscal impact to the Department which should include the cost of the administrative recommendations made by the Department as part of their after action report.

The Department will be moving forward in the very near future with the purchase of equipment to improve the voter check-in process and the efficiency of absentee ballot processing including signature verification software. The timeliness of these purchases is essential in order to receive and implement the equipment with time to train staff and educate voters before the 2014 General Election. The costs of these enhancements will be addressed as part of the FY2013-14 budget preparation and are included as part of the Department's fiscal impacts of the recommendations made in the After Action report (Attachment C).

Recommendation – Increase Early Voting Sites

The Group debated whether there were enough Early Voting sites and whether the locations were appropriate. It was recommended that the Department conduct a review to ensure Early Voting sites are commensurate with the type of election being conducted.

As a result of this discussion at the January 7th meeting, Supervisor Townsley displayed a map of existing and potential future Early Voting locations. She explained that the number and locations of the County's 20 Early Voting sites has remained constant since it originated in 2004. Consequently, Elections staff has begun site reviews of all existing Early Voting locations and potential new ones, including new libraries which may be used to augment existing sites when high turnout is anticipated (Attachment F). Moving forward, the Department will recommend a number of Early Voting sites that is commensurate with the complexities of the election to the Board for consideration.

Recommendation – Establish Performance Measures for Wait Times

The Group discussed performance measures as a means to understand what is acceptable to voters today and how this information can be used to guide the Department in allocating resources in the future. It was recommended that the Department create an aspirational goal establishing the maximum time that a voter should wait to vote. This, in turn, would drive the resources needed to not exceed the wait time goal. It was further recommended that the Department create a tool in the future to measure average wait times. The Group also suggested that the Department reach out to other jurisdictions to see if any studies have been conducted relative to waiting times. In addition I asked the Advisory Group to poll the community and ask what a reasonable wait time is in order to develop a bench mark for Elections in the future.

In response, the Department conducted research and best practices were reviewed to identify an acceptable maximum wait time for voters. An overview of the policies and methodologies from the states of Ohio, New York, and Arizona were studied. As a result, the Department's recommendation for a wait time aspirational goal is one hour, which the Advisory Group endorsed at its February 1, 2013 meeting. A methodology for measuring wait times will be established that is similar to the methodology used during the Early Voting period, where a specific voter in line is monitored every hour on the hour.

Recommendation – Allow Absentee Ballot Drop Off at Precincts on Election Day

The Group had an extensive discussion regarding whether it was a policy decision versus legally acceptable to allow voters to drop off their absentee ballots at their precinct on Election Day. As a result, the Group requested that staff seek an advisory opinion from the state to better understand whether a change to current state law would be required to implement an operation whereby voters are allowed to drop off their absentee ballot at their polling location on Election Day and/or process their absentee ballots using the optical scanner on Election Day.

The Department has requested a formal opinion from the Florida State Division of Elections (Division) on whether it is permissible or prohibited for voters to drop off their absentee ballot at their precinct on Election Day and/or to scan their ballot at their precinct. The Division was unable to provide a formal opinion in time for the final Advisory Group meeting. The Division did, however, refer to a previously issued opinion, DE 86-06, which remains in effect. In that opinion, the Secretary of State opined that state law prohibits the delivery of absentee ballots to poll workers inside the polling place on Election Day rather than to the Supervisor of Elections, and such delivery would render the ballot invalid. Therefore, a change in state law would be required (Attachment G).

The Department noted that the operational impact of allowing voters to drop off their absentee ballots at their polling location would not increase productivity of processing absentee ballots, but would instead delay the reporting of absentee ballot results on Election Night.

Recommendation – Increase Supervised Voting

The Group discussed Supervised Voting as a valuable tool to protect the elderly from absentee ballot abuse by allowing them to vote by absentee ballot in their safe and secure home environment with the assistance of election officials. It was recommended resources be increased for supervised voting so that the program can continue to expand and more voters can be serviced.

Elections staff reviewed this recommendation and in order to increase the number of voters served by the Supervised Voting program, the Department is exploring opportunities to increase the number of assisted living facilities willing to participate in the program. Accordingly, the Department will hire 16 seasonal employees during countywide elections. This level of staffing will be included as part of their FY2013-14 budget request.

Recommendation – Increase Outreach Services

The Advisory Group recommended that the Department conduct more inclusive outreach events year-round including after normal work hours, in order to better educate voters.

Currently, the Department has one permanent employee in the Outreach section. In order to increase the Department's ability to reach voters with its outreach programs, the Department will need additional staff. The Department will include a request for three permanent employees as part of the FY2013-14 budget request, which will allow for an increased number of outreach events year-round. Accordingly, an additional eight seasonal employees will be requested and dedicated to outreach activities during a presidential election cycle.

Recommendation – Ensure Capacity for Future Growth in Precincting Review

The Advisory Group discussed the Department's precincting at length and the process and assumptions by which it would be conducted were presented by staff. As a result, the Advisory Group recommended that Elections staff consider the potential future growth of registered voters in precincting decisions in order to ensure sufficient capacity at polling locations.

The Department will target a maximum of 2,500 voters per precinct in its precincting efforts in order to ensure a more uniform distribution across all polling locations. In addition, an analysis of voting habits by voting methods and an assessment of registered voter growth by precinct will be conducted annually to determine the need for adjustments prior to every countywide election. It is the goal of the Department to have a recommendation for a precincting plan to the Board for consideration in late fall of 2013.

Additional Requests made by the Advisory Group:

The Advisory Group requested additional information from staff which is summarized below and includes the outcome of the follow up by the Elections Department.

The Group requested a precinct-by-precinct analysis of Election Day and Early Voting in order to better understand what happened at each polling location. To address this request, the Department has conducted a precinct level analysis which includes when the last voter voted. The report concludes that 91% of polling locations served their last voter by 10:00p.m. A summary of poll worker comments and feedback is attached in order to provide more information about each precinct on Election Day (Attachment D). An Early Voting analysis was similarly conducted to capture comments from poll workers and shows average wait times of each Early Voting site (Attachment E).

A question was posed by the Group as to what the cost per voter is in Miami-Dade County, and a request was made to inquire with other jurisdictions to identify their costs per voter for comparison purposes. The Elections Department requested benchmarks regarding the cost per voter from other jurisdictions, but it was difficult to identify, as other jurisdictions have not included this type of measure in their budgeting tools. Five other similar counties were contacted, including New York City, Maricopa County, Dallas County, Los

Angeles, and Broward. With the exception of Maricopa County, each jurisdiction reported that cost per voter is not a benchmark they calculate or use. In Maricopa County, they used a method of calculating a cost per vote cast for the 2012 General Election which did not include the cost of personnel, and therefore is not a comparable figure. Their cost per vote cast based on Election Day turnout was \$5.34 and during Early Voting was \$4.34. Their cost per registered voter based on budgeted cost was \$3.56. The national Election Assistance Commission was contacted, but does not have a bench mark or methodology for measuring cost per voter.

The Elections Department is assessing the final cost of the 2012 General Election, based on the approved budget. The Department will continue to work with the Office of Management and Budget to determine appropriate performance measures that more accurately reflect benchmarks to better serve the voter.

At the February 1, 2013 meeting of the Advisory group two additional legislative recommendations were approved and one recommendation, approved by the Board as part of the 2013 Legislative package on December 18th, was amended. These recommendations will need to be approved by the Board in order to be included into the County's amended annual Legislative package.

1. Early Voting - Change early voting from nine (9) to 14 days to include the second Sunday prior to Election Day. *(Amended by the Board at its meeting on February 5, 2012 - see Attachment H)*
2. Allow all County employees to work as poll workers – Change residency requirement and the requirement that poll workers have to be registered voters, so that any County employee can work at the polls during Early Voting and on Election Day, regardless of where they live or their voting status. Currently, you have to be a registered voter in Miami-Dade County in order to work at the polls in Miami-Dade County. *(New – will be heard by the Board at a future meeting date)*
3. Absentee Ballot - Allow absentee ballot drop off and tabulation at assigned polling place on Election Day. Currently, you can only drop off absentee ballots at Election Headquarters on Election Day. *(New – will be heard by the Board at a future meeting date)*

The work of the Advisory Group resulted in 15 recommendations, of which seven will require changes to State law. My staff will be immediately implementing the administrative recommendations described above and phasing in those that have budgetary implications. The Group will reconvene in April during the FY2013-14 budget cycle to monitor progress and to review the Department's budget request. In addition, the Group committed to convene as needed to review future issues that may arise that impact the Department. I want to thank each of the Advisory Group members for their dedication to this important process. It is my commitment to this community to ensure that our elections run smoothly and that Miami-Dade County is among the nation's best in carrying out elections in the future.

Attachments

- c: Elections Advisory Group Members
R.A. Cuevas, Jr., County Attorney
Office of the Mayor Senior Staff
Penelope Townsley, Supervisor of Elections

MEMORANDUM

Substitute
Agenda Item No. 11(A)(2)

TO: Honorable Vice Chairwoman Audrey M. Edmonson
and Members, Board of County Commissioners

DATE: December 18, 2012

FROM: R. A. Cuevas, Jr.
County Attorney


SUBJECT: Resolution approving the
proposed 2013 state
legislative package

Resolution No. R-1075-12

This substitute differs from the original item in that it removes the federal legislative package from the item, which will be brought back to the Board at a later date, revises the title of this item to show that the substitute only relates to the state legislative package, and makes the following changes to the state legislative package:

1. Adds as priorities the elections changes to state law recommended by the Mayor's Elections Advisory Group;
2. Removes Resolution No. R-725-12 related to bicycle lanes because it was deferred by the Board to no date certain;
3. Adds items related to funding for construction of the Liberty City Clinic and for the Miami-Health Department Main Complex project;
4. Adds support for legislation related to net metering and local government waste-to-energy facilities;
5. Adds as an attachment the Jackson Health System 2013 state legislative package.

The accompanying resolution was prepared and placed on the agenda at the request of Prime Sponsor Vice Chairwoman Audrey M. Edmonson.


R. A. Cuevas, Jr.
County Attorney

RAC/cp



MEMORANDUM

(Revised)

TO: Honorable Vice Chairwoman Audrey M. Edmonson
and Members, Board of County Commissioners

DATE: December 18, 2012

FROM: R. A. Cuevas, Jr.
County Attorney

Substitute
SUBJECT: Agenda Item No. 11(A)(2)

Please note any items checked.

- ☐ "3-Day Rule" for committees applicable if raised
- ☐ 6 weeks required between first reading and public hearing
- ☐ 4 weeks notification to municipal officials required prior to public hearing
- ☐ Decreases revenues or increases expenditures without balancing budget
- ☐ Budget required
- ☐ Statement of fiscal impact required
- ☐ Ordinance creating a new board requires detailed County Mayor's report for public hearing
- ☒ No committee review
- ☐ Applicable legislation requires more than a majority vote (i.e., 2/3's ____, 3/5's ____, unanimous ____) to approve
- ☐ Current information regarding funding source, index code and available balance, and available capacity (if debt is contemplated) required

Approved _____ Mayor
Veto _____
Override _____

Substitute
Agenda Item No. 11(A)(2)
12-18-12

RESOLUTION NO. R-1075-12

RESOLUTION APPROVING THE PROPOSED 2013 STATE
LEGISLATIVE PACKAGE

~~[[WHEREAS, the 113th United States Congress will begin on January 13, 2013; and]]~~¹

WHEREAS, the 2013 session of the Florida Legislature will begin on March 15, 2013,
with the Organizational Session set to begin November 20, 2012; and

WHEREAS, on January 24, 2012, this Board approved Resolution No. R-59-12, which
directed the Office of Intergovernmental Affairs, when it presents the proposed federal or state
legislative agenda respectively to the Board, to include all "urging" resolutions and other
resolutions related to federal or state legislation passed by the Board of County Commissioners
to date for the current Congress or session; and

WHEREAS, Resolution No. R-59-12 further directed the Office of Intergovernmental
Affairs to present the proposed federal and state legislative agendas in three sections:

- (1) County priorities;
- (2) Departmental items; and
- (3) All "urging" resolutions and other resolutions related to federal or state legislation
passed by the Board; and

WHEREAS, the proposed 2013 ~~[[federal and]]~~ state legislative ~~[[packages
are]]~~>>package is<< attached to this resolution and incorporated by reference; and

¹ The differences between the substitute and the original item are indicated as follows:
words stricken through and/or [[double bracketed]] shall be deleted, words underscored and/or
>double arrowed< constitute the amendment proposed.

WHEREAS, to best position Miami-Dade County for success in Washington and Tallahassee, it is desirable to approve the proposed 2013 federal and state legislative packages as soon as possible,

NOW, THEREFORE, BE IT RESOLVED BY THE BOARD OF COUNTY COMMISSIONERS OF MIAMI-DADE COUNTY, FLORIDA, that this Board:

Section 1. Approves the proposed 2013 ~~[[federal—and]]~~ state legislative ~~[[packages]]>>package<<~~.

Section 2. Directs the Clerk of the Board to transmit certified copies of this resolution to the Members of the Florida Congressional Delegation and the Chair and Members of the Miami-Dade County State Legislative Delegation.

Section 3. Directs the County's ~~[[federal—and]]~~ state lobbyists to advocate for the action set forth in proposed 2013 ~~[[federal—and]]~~ state legislative ~~[[packages; respectively]]>>package<<~~.


The Prime Sponsor of the foregoing resolution is Vice Chairwoman Audrey M. Edmonson. It was offered by Commissioner **Sally A. Heyman**, who moved its adoption. The motion was seconded by Commissioner **Audrey Edmonson** and upon being put to a vote, the vote was as follows:

Audrey M. Edmonson, Vice Chairwoman	aye
Bruno A. Barreiro	absent
Lynda Bell	aye
Esteban L. Bovo, Jr.	aye
Jose "Pepe" Diaz	aye
Sally A. Heyman	aye
Barbara J. Jordan	aye
Jean Monestime	aye
Dennis C. Moss	absent
Rebeca Sosa	aye
Sen. Javier D. Souto	aye
Xavier L. Suarez	absent
Juan C. Zapata	aye

The Chairperson thereupon declared the resolution duly passed and adopted this 18th day of December, 2012. This resolution shall become effective ten (10) days after the date of its adoption unless vetoed by the Mayor, and if vetoed, shall become effective only upon an override by this Board.

MIAMI-DADE COUNTY, FLORIDA
BY ITS BOARD OF
COUNTY COMMISSIONERS

HARVEY RUVIN, CLERK



By: **Christopher Agrippa**
Deputy Clerk

Approved by County Attorney as
to form and legal sufficiency.

JMM

Jess M. McCarty



MIAMI-DADE COUNTY **2013 FEDERAL LEGISLATIVE AGENDA**

CRITICAL PRIORITIES

- **U.S. CBP and CBP Ag Staffing at MIA** — **ADVOCATE** for adequate CBP staffing at MIA and PortMiami. CBP passenger and cargo perishables inspections for international arrivals are a critical component of operations at MIA and PortMiami. As the federal government continues to increase security measures and inspections of inbound international passengers and cargo, maintaining sufficient CBP and CBP Ag staffing at MIA and PortMiami is critical for operational efficiency.
- **Sequestration** — **MONITOR** potential adverse effects to Miami-Dade County caused by automatic federal spending cuts, known as "sequestration" scheduled to take effect next January 2013.
- **Public Housing Programs** — **ADVOCATE** for members of the Miami-Dade County congressional delegation to support U.S. Housing and Urban Development programs. These programs will ensure the preservation of existing housing stock and improvement of federally-funded programs that provide crucial affordable housing and rental subsidies to low-income families.
- **EPA Municipal Waste Combustor (MWC) Standards** — **OPPOSE** any Environmental Protection Agency (EPA) rules that could impose unreasonable MWC operating standards potentially increasing operational and capital costs, fines and facility closure.
- **Beach Renourishment** — **SUPPORT** efforts of the U.S. Army Corps of Engineers to identify, permit, and secure non-domestic sand sources to re-nourish critically eroded segments of coastline in Miami-Dade County.
- **Bus Rapid Transit (BRT)** — **ADVOCATE** for any available discretionary funds to establish and operate BRT corridors along some of Miami Dade County's busy corridors.
- **Water Infrastructure Finance Innovations Authority** — **SUPPORT** creation of a new water infrastructure support mechanism (WIFIA) to provide low-cost capital to water utilities needing to invest in infrastructure, and to State Revolving Funds, in addition to supporting

efforts to reform and capitalization of state revolving loan fund programs for drinking water and wastewater.

- **Deep Dredge Funding** *REQUEST* that the federal government allocates a nominal amount for the -50ft Deep Dredge Project in the President's FY2014 Budget for reimbursement of the federal share of the project advanced by the State of Florida. The Deep Dredge has been designated a project of National and Regional and National Significance and is one of the most important infrastructure projects on the drawing board in the US.



MIAMI-DADE COUNTY 2013 FEDERAL LEGISLATIVE AGENDA

MIAMI-DADE BOARD OF COUNTY COMMISSIONERS FEDERAL RESOLUTIONS

R-968-12: Resolution *URGING* the United States Congress and the United States Secretary of Homeland Security to provide more Customs & Border Protection staffing at Miami International Airport.

R-967-12: Resolution *URGING* Congress to pass S. 1301 or similar legislation that would reauthorize and strengthen the Trafficking Victims Protection Act.

R-826-12: Resolution *URGING* Congress and the Federal government to increase funding for Head Start and Early Head start to reduce the number of children on waiting lists.

R-822-12: Resolution *URGING* Congress to pass the Veterans Job Corps Act of 2012, S. 3457, or similar legislation that would put unemployed veterans to work in conservation, resource management and historic preservation projects on public lands and provide grants to hire veterans as firefighters and law enforcement officers.

R-742-12: Resolution *URGING* the federal government to provide additional programs and funding for housing for disabled veterans, supporting H.R. 6111, which allows certain disabled veterans to qualify for additional federal housing benefits.

R-620-12: Resolution *URGING* the United States Department of Education to designate the Liberty City area a Promise Neighborhood and award federal funds to the Miami Children's Initiative, Inc. on behalf of a coalition of youth, parents, residents and community leaders representing the nonprofit, public and private sectors for the purpose of enabling certain actions to be taken to help improve educational and developmental outcomes of children and youth in this neighborhood.

R-520-12: Resolution *URGING* Congress to prohibit packaging of tobacco products that resembles candy, mints and breath strips that appear to be designed to entice and encourage youths to use tobacco; further urging the Florida legislature to prohibit such product packaging.

R-495-12: Resolution *URGING* the federal government, the United States Department of Agriculture and the United States Food and Drug Administration to ban the use of "pink slime"

in meat products, or at the very least, require that meat products containing "pink slime" include labels that clearly indicate that the meat contains the filler, urging the Florida Legislature to ban the use of meat products containing "pink slime" in food that the State of Florida prepares or serves; urging the other counties in the State of Florida to ban the use of meat products containing "pink slime" in food that the county prepares or serves.

R-494-12: Resolution *URGING* Congress to pass The End Racial Profiling Act, S. 1670, H.R. 3618 or similar legislation prohibiting law enforcement agencies from engaging in racial profiling and mandating training for federal law enforcement officials on racial profiling issues.



MIAMI-DADE COUNTY 2013 FEDERAL LEGISLATIVE AGENDA

DEPARTMENTAL REQUESTS

AVIATION

- U.S. CBP and CBP Ag Staffing at MIA — ADVOCATE for adequate CBP and CBP Ag staffing at MIA. CBP passenger and cargo perishables inspections for international arrivals are a critical component of operations at MIA. As the federal government continues to increase security measures and inspections of inbound international passengers and cargo, maintaining sufficient CBP and CBP Ag staffing at MIA is critical for operational efficiency.
- Transportation Security Administration (TSA) Reimbursement for Terminal Modifications Associated with the In-Line Installation of Explosives Detection Systems (EDS) at MIA — SUPPORT legislation in the TSA Authorization Act, directing TSA to increase the federal participation rate on MIA's EDS project from 75% to 90%.
- MIA Airport Operations and Communications Center (AOCC) — ADVOCATE for funding for the AOCC that integrates all existing Operations Control Center, security and command and control functions to greatly improve efficiencies in these areas, particularly Threat Detection and Crisis Incident Management.
- Miami International Airport K-9 Police Housing and Training Substation — ADVOCATE to obtain funding for a K-9 facility as the use of police K-9 teams has increased security screening efficiency and accuracy in the screening of cargo and passenger baggage, greatly assisting the federal agencies operating at MIA.
- MIA Biometric Access Control System Upgrades — ADVOCATE for funding to require a common infrastructure utilizing biometrics for issuing secure identity credentials and access control at U.S. airports.
- Airport revenue collection — SUPPORT legislative efforts that provide airports the flexibility to collect the revenue necessary to improve airport facilities and increase the efficiency of our air transportation system, reduce delays, and improve safety.
- U.S. Department of Agriculture (USDA), Animal Plant Health Inspection Service (APHIS) extended hours of operation of the two fumigation facilities at MIA — MONITOR. MIA is one of the world's leading airports for importing and exporting perishable products handling 597,514 tons or 69% of all perishables that come into the U.S., including 89% of all cut flower imports and 73% of fruit and vegetable imports. Many of

these perishable commodities require fumigation upon arrival in the U.S. The leading commodities requiring fumigation are asparagus (100%) and cut flowers, when actionable pests are detected.

MIA has two on-site fumigation facilities to meet the enormous demand for commodities needing immediate fumigation. The facilities are privately operated under the supervision of APHIS. The current hours of operation of the two facilities are 8:00 a.m. to 4:30 p.m. However, approximately 30% of fumigation occurs after the current operating hours, with APHIS supervising on an overtime basis paid by the industry. Industry stakeholders would like the operating hours to be extended from 6:00 a.m. to 8:00 p.m. USDA is reviewing the request for extended hours and it appears the two groups are willing to work together to reach a favorable solution.

- **Food and Drug Administration (FDA) Inspector Staffing at MIA and legislation that would restrict the importation of commodities that require FDA inspection, including medicine, cosmetics, dog food and eyeglasses, to ports of entry with an FDA testing facility — OPPOSE.** FDA performs routine cargo inspections of pharmaceuticals and certain commodities. Staffing levels must be monitored in order to maintain timely inspections for operators using MIA's cargo facilities. Additionally, MIA opposes any efforts to introduce legislation that would restrict the importation of commodities that require FDA inspection, including medicine, cosmetics, dog food and eyeglasses to ports of entry with an FDA testing facility.

Since there is no facility in Miami, restricting the importation to only those Ports of Entry with an FDA testing facility would jeopardize the operations of tenants importing these types of products at MIA. Miami Dade Aviation Department (MDAD) urges the County to advocate for a testing facility in Miami on a permanent basis or through the use of one of the agency's mobile testing lounges, which could be sent to Miami.

- **Additional Funding for Homeland Security, Environmental Remediation, Technology Initiatives — SUPPORT** MDAD's efforts to seek additional funding opportunities through grants and/or pilot programs for perimeter security and other homeland security efforts, environmental remediation and technology upgrades impacting airport infrastructure.
- **Issues Impacting Visitor Entry into the United States — MONITOR** any issues, federal programs or procedures that could impact visitor entry into the United States. Since MIA is a major point of entry for foreign nationals, and since MIA handles more international freight than any other U.S. airport, the County and MDAD must work to ensure that policymakers understand how these measures impact the region's top economic engine.

COMMUNITY ACTION AND HUMAN SERVICES

- **Community Services Block Grant (CSBG) — SUPPORT** legislative action to extend funding during Fiscal Year 2013 for the Community Services Block Grant (CSBG) initiative. The federal budget for FY 2013 for the CSBG program has been recommended at \$350 million dollars by President Obama. The budget also proposes to use competition to target

the CSBG funds to high-performing agencies that are most successful in meeting important community needs. The CSBG program was funded by congress at \$677 million dollars for FY 2012.

CORRECTIONS

- State Criminal Alien Assistance Program (SCAAP) — *SUPPORT* full funding for the SCAAP. If SCAAP funding is substantially reduced or eliminated, local taxpayers will unfairly bear the full cost of incarcerating criminal aliens, although immigration policy is solely a federal responsibility.

FIRE RESCUE

- USDA Property Acquisition — *SUPPORT* legislation to purchase property, or authorize conveyance of federal property in exchange for county property of equal value, from USDA to build a new fire station to serve Pinecrest, Palmetto Bay, Cutler Bay and surrounding communities.
- FAA Waiver — *SUPPORT* legislation or administrative action providing for a waiver of Federal Aviation Administration (FAA) Part 135 Regulations that would allow a Public Safety Air Rescue exemption.

HOMELESS TRUST

- *ADVOCATE* for the final appropriations bill for FY 2013 for the Departments of Transportation and Housing and Urban Development (THUD), to include, at a minimum, level funding for HUD's McKinney Vento Homeless Assistance Grants at a level to provide for 100% funding for all current, renewal projects.

INFORMATION TECHNOLOGY DEPARTMENT

- 700 MHz Interoperable Overlay Network for First Responders — *SUPPORT* for federal grant funding that would assist Miami-Dade County's efforts to expand its existing system. Expansion of the 700 MHz Interoperable network would provide much needed communications for First Responders across multiple jurisdictions.

JUVENILE SERVICES DEPARTMENT

- National Demonstration Project — *SUPPORT* federal funding or program grant opportunities that would continue the critical work that was initiated under the first phase of the JAC's National Demonstration Project. It is the first research project that provides information and guidance on how communities can take what has been documented to work and use it to most effectively plan and allocate their resources when addressing at risk youth and a complete juvenile arrest population that consists of both serious and minor offenders.

MANAGEMENT AND BUDGET — GRANTS COORDINATION

- HIV/AIDS treatment Extension Act of 2009, Part A (CFDA 93:914) *SUPPORT* an increase in funding for this program. The HIV/AIDS Treatment Extension Act is the nation's largest HIV-specific federal grant program and a critical source of health care and treatment for people living with HIV/AIDS. The program has been in existence since 1990 and has been re-authorized six times. To ensure continuation of this vital program which has proven successful in maintaining low income persons in care and necessary treatment as well as preventing secondary infections, Miami Dade County is requesting an increase of five (5%) percent nationally and to the Miami Dade County Part A award (\$1,244,331) for a total award of \$26,130,956 for FY 2013.

OFFICE COUNTYWIDE HEALTHCARE PLANNING

- Center for Health Insurance Education and Primary Care Access — *ADVOCATE* for congressional delegation support and identify potential federal funding for health navigators and the establishment of the Center for Health Insurance Education and Primary Care Access which will include a university collaborative institute for educational strategies the Center's Health Insurance Showcase, University based Learning Institute and Health Navigators.

PARKS, RECREATION AND OPEN SPACES

- Land and Water Conservation Authorization and Funding Act of 2011 — *SUPPORT* current S. 1265 to provide full funding for the Land and Water Conservation Authorization and Funding. The bill amends the LWCF Act of 1965 to stop the diversion of LWCF revenues for unrelated purposes by ensuring that full authorized funding for LWCF—\$900 million per year is dedicated expressly for land conservation and is no longer subject to reductions in the annual appropriations process.
- The Urban Revitalization and Livable Communities Act & Community Parks Revitalization Act — *SUPPORT* the Authorization and passage of H.R. 709, the Urban Revitalization and Livable Communities Act and S. 3583, the Community Parks Revitalization Act, to make urban areas healthier, more livable and economically competitive through the revitalization and development of parks, green space and recreation opportunities.
- Healthy Kids Outdoors Act of 2011 (S. 1802) — *SUPPORT* legislation that would will authorize a federal program financial assistance to eligible entities for the development of state level strategic plans to that will help Americans effectively connect with active, outdoor experiences. The bill specifies that each eligible entity will provide 25% in non-federal matching dollars. Act authorizes \$15 million over 5 years.
- Community Transformation Grant Program — *SUPPORT* funding for this grant program, which helps with chronic diseases such as heart disease, cancer, stroke and diabetes.

- ~~Alliance for Youth Excellence (Fit-to-Play) Program~~ *SUPPORT* funding to continue programming at 17 economically disadvantaged areas providing 450 children with After-School services. The funding will be allocated to personnel and non-personnel expenses such as program supplies and administrative costs. ~~SUPPORT~~ passage of supporting federal legislation. The 2011-12 fiscal year program was funded by CDBG for \$735,000.
- ~~Restoration of Environmentally Sensitive lands~~ *ADVOCATE* for funding for the restoration and maintenance of environmentally sensitive lands under the protection of Miami-Dade County Parks, Recreation and Open Spaces Department.
- ~~Exotic Wildlife Control~~ *ADVOCATE* for funding to manage and control invasive exotic animals through the increase in enforcement assistance to coordinate removal, control and monitoring of wildlife. Miami-Dade County manages more than 20,000 acres of native ecosystems spread across more than 80 different properties.
- ~~Million Trees Miami~~ *ADVOCATE* for five years of annual funding for the program, with the challenge to plant 100,000 trees per year over the next 10 years that will make the county safer, cleaner, have a healthier population, increase revenue in commercial areas, higher property values and recover faster from economic setbacks.
- ~~Cultural Arts Center Bridge and the Lighted Promenade~~ *SUPPORT* funding to help complete the construction of a 180 LF three span Cultural Arts Center Bridge and a 570 LF Lighted Promenade to SW 211 St. and the surrounding cultural and civic facilities.
- ~~Conservation and Stewardship of the Deering Estate at Cutler~~ *ADVOCATE* for funding that would go toward the completion of a Phase I and II Archaeological Survey, renovation of the historic houses, estimated at \$100,000; and, necessary historic restoration efforts for better stewardship, public use and interpretation estimated at \$400,000.
- ~~Miami-Dade County Red Fields to Green Fields Initiative~~ *SUPPORT* any potential federal funding and raise awareness among federal partners of this important program to revitalize the community and make Miami-Dade County greener, healthier and more vibrant. Can reduce the oversupply of non-performing real estate, jump start economic development, and recalibrate local property values. The Miami-Dade Red Fields to Green Fields initiative will be implemented through a partnership of public and private interests dedicated to rescuing underused properties and restoring land as parks.

POLICE

- ~~Justice Assistance Grants funding~~ *ADVOCATE* for full funding of the Edward Byrne Memorial Justice Assistance Grant ("Byrne JAG") program by the U.S. Department of Justice, Bureau of Justice Assistance.

Byrne Grant funds provide critical funding to support the Miami-Dade Police Department with the necessary resources for enhancements to technology, investigative and other special

equipment, equipment for officer safety, and training. Resources to support each of these areas allow this Department to maintain a professional force that is fully trained and equipped. This is absolutely essential for successful crime fighting initiatives in the 21st Century so that law enforcement combats crime using best practices and state-of-the-art technology/equipment for the safety and security of its citizens and its officers.

- **Forensic Science Grant Programs at U.S. Department of Justice, National Institute of Justice (NIJ) – *ADVOCATE*** for full funding of vital law enforcement programs that have faced potential reduction or elimination in recent Congressional budget proposals. The grant programs include:

- Paul Coverdell Forensic Science Improvement Grant Program (Formula and Competitive grants);
- DNA Backlog Reduction Program;
- Solving Cold Cases with DNA Program;
- NIJ Research Grants.

PUBLIC HOUSING AND COMMUNITY DEVELOPMENT

- **Public Housing & Section 8 Housing – *ADVOCATE*** for increased federal funding from HUD for public housing and Section 8 programs. Funding for these programs will ensure the preservation of existing housing stock and improvement of federally-funded programs that provide crucial affordable housing and rental subsidies to low income families.
- **HOME Investment Partnership (HOME) Program – *SUPPORT*** continued funding for the HUD HOME program.
 - The HOME program is authorized under Title II of the Cranston-Gonzalez National Affordable Housing Act, as amended. It is the largest Federal block grant to State and local governments, and it is designed to create affordable housing for low-income households. This program, administered by the U.S. Department of Housing and Urban Development (HUD), includes but is not limited to providing rental housing, rental housing assistance, home purchase or rehabilitation financing assistance to eligible homeowners and new homebuyers.
 - HUD has classified Miami Dade County as a “high cost area.” By implication, the high housing cost also results in high rental costs. It is important that the County support housing programs which benefit the low to moderate-income residents in the community who typically will require rental housing. The HOME program is one of the many funding sources that the County relies upon to address housing needs of its low to moderate-income residents. Therefore, any further reduction or elimination of HOME program funding will have a devastating impact on the County’s ability to continue to house its most needy residents.
- **Community Development Block Grant (CDBG) – *SUPPORT*** for increased federal funding for the HUD CDBG program.

- ~~The CDBG entitlement program provides grants on a formula basis to general units of local governments and states to address a variety of community development needs. Such as, decent housing, suitable living environment and economic opportunities for low and moderate income persons.~~
- ~~The CDBG program's primary objective is to assist in the development of viable urban communities by providing decent housing, a suitable living environment and to expand economic opportunities for persons of low- and moderate income. Over the last three years Miami Dade County has adopted a strategic focus on development within the Neighborhood Revitalization Areas in an effort to have the greatest impact among the most needy communities and households. The reduction of funding for the CDBG program has a significant impact on the County's ability to continue to implement programs designed to address the needs of its very low to moderate income communities which this program serve. The CDBG program funding has declined each year over the last ten years and given the current economic conditions this financial support is critically needed to continue serving and addressing the needs of very low and moderate income residents.~~
- ~~Census data formula language~~ *ADVOCATE* for a statutory language fix in the formula by which census data is used to determine funding levels.
- ~~Recapture of Section 8 Housing Voucher Funds~~ *ADVOCATE*

~~In December 2008, Congress directed HUD (thru H.R. 1105) to recapture \$750 million in unused Section 8 Housing Choice Voucher (HCV) Program Net Restricted Assets (NRA) funds from Public Housing Authorities (PHAs) across the country. Over 2,000 PHAs administer HCV programs in the United States. \$43 million was recaptured from MIAMI-DADE COUNTY (MDC), the 2nd largest recapture amount in the country and, by far, disproportionate in relation to the size of the top 10 PHAs' respective HCV programs and their recapture amounts (chart attached). MDC's amount represents almost 6% of the total amount recaptured nationwide even though MDC administers less than 1% of the total number of Housing Choice Vouchers authorized in the United States.~~

~~MDC experienced this recapture despite the fact that its Section 8 HCV program was under HUD receivership in all of 2008. Additionally, MDC was under enhanced HUD oversight thru a Memorandum of Understanding (MOU) between HUD and MDC all of 2009 and 2010. Under the HUD receivership, over \$26 million dollars in Section 8 HCV funds were allocated to MDC from January 2008 to December 2008, enough to assist almost 2,000 of the 70,000 families on MDC's Section 8 waiting list. HUD receivership administrators chose not to expend these funds. These funds were included in the amount subsequently recaptured by HUD as a result of HUD's implementation of H.R. 1105.~~

~~As a consequence of this recapture and HUD's budget based renewal formula for annual funding to PHAs, MIAMI-DADE COUNTY does not receive funding for almost 10% of the Section 8 Housing Choice Vouchers authorized to assist low-income families in the County.~~

PUBLIC WORKS AND WASTE MANAGEMENT

- **Municipal Waste Combustor (MWC) MACT Standards** — **OPPOSE** any Environmental Protection Agency (EPA) issued MWC MACT rule that imposes standards using the “pollutant-by-pollutant” methodology. The EPA should set standards by selecting facilities that have the best overall pollutant levels, in addition to considering waste content and emissions variability. Setting standards by the best individual pollutant levels would result in unrealistic and unachievable emission standards, some of which may not be met by the PWWM’s Waste-to-Energy facility. Imposing a MWC MACT standard measurement using a “pollutant-by-pollutant” approach could result in increased operational and capital costs as well as costly fines and the potential closing of the facility.
- **Market Incentives for Electricity Produced from Renewable Resources** — **SUPPORT** market incentives to encourage development and operation of alternative, renewable energy production. Support legislation designating biomass as a qualified energy resource, eligible for any and all market incentives.
- **Flow Control/Interstate Waste Transport** — **OPPOSE** any efforts seeking to amend legislation in response to the April, 2007 Supreme Court decision “United Haulers Assn. v. Oreida Herkimer Solid Waste Authority (No. 05-1345)” which held that flow control to publicly owned facilities is a legislative use of flow control authority. Flow control improves the DSWM’s financial position and creates a more stable environment.
- **Waste-to-Energy Ash Study** — **SUPPORT** a funding request for a study on development of new construction opportunities for the beneficial use of Waste-to-Energy Ash through the Ash Demonstrator Project. A portion of the funding request will be allocated for a “bench” test, and the remainder will be utilized for a pilot test for what has been determined to be the most beneficial use of the ash.
- **Hybrid Truck Renovation Pilot** — **SUPPORT** funding for ten Hybrid Trucks, thus allowing the Miami-Dade County Department of Solid Waste Management to utilize a cleaner diesel hybrid vehicle technology and accelerate the planned conversion of the entire fleet.

REGULATORY AND ECONOMIC RESOURCES, BUSINESS AFFAIRS DIVISION

AGRICULTURE

- **Agriculture: Invasive Pests and Disease** — **ADVOCATE** for funding, programs legislation and assistance to increase viability of our local agricultural industry and mitigate any effects of invasive pests, diseases, freezes, flooding, windstorm and other potential damages to our said local agricultural industry.

BUSINESS AFFAIRS

- **Preemption of Regulated Industries** — *OPPOSE* any initiative which would impact local regulation of the following County regulated industries: motor vehicle repair, moving, locksmith, wrecker services (towing), motor vehicle title loan, vehicle immobilization and for hire transportation. If legislation is introduced regarding any of the above industries, the legislation should require that those industries continue to be regulated by local government and at minimum to be licensed by Miami Dade County Department of Regulatory Resources.
- **RIDE Act Preemptions** — *OPPOSE* amendments to the Real Interstate Driver Equity Act of 2002 (Public Law 107-298 Nov. 26, 2002) that would prohibit an operator of a transportation terminal that is the recipient of federal funds, including airports and seaports, from charging fees to providers of pre-arranged ground transportation.

ENVIRONMENTAL PROTECTION

- **Beach Renourishment** — *SUPPORT* efforts to identify, permit, and secure non-domestic sand sources and continued funding for federal programs that would re-nourish critically eroded segments of coastline in Miami Dade County.

SEAPORT

- **Deep Dredge Funding** — *REQUEST* the federal government allocates a nominal amount, for the 50ft Deep Dredge Project in the President's FY2014 Budget for reimbursement of the federal share of the project advanced by the State of Florida. The Deep Dredge has been designated a project of National and Regional and National Significance and is one of the most important infrastructure projects on the drawing board in the US.
- **Transshipment Inspection Protocol** — *ADVOCATE* for regulatory changes relating to developing a "transshipment inspection protocol" for the Port of Miami which will allow our port to safely and efficiently process new transshipment cargo.
- **U.S. Department of Agriculture** — *ADVOCATE* for the Port of Miami to be added as a port of entry specifically authorized by USDA to import fruits requiring cold treatment.
- **Maritime Transportation Security Act** — *ADVOCATE* for additional funding sources, which need to be identified, to assist the Port of Miami with additional costs it has incurred due to federal mandates imposed by the Maritime Transportation Security Act and subsequent federal laws.
- **Water Resources Development Act** — *SUPPORT* language changes that will have direct benefits for the industry and for the Miami Dade County Seaport Department by increasing federal responsibility and cost-sharing in a number of areas. The Port of Miami's specific changes to include: federalization of and assumption of maintenance of the Dodge Island Cut.

- ~~Passenger Vessel Services Act~~ — *SUPPORT* legislation that would supersede certain sections of the Passenger Vessel Services Act of 1886, which restricts foreign built cruise ships from traveling between U.S. ports. U.S. port calls on international itineraries are heavily concentrated in Florida and Alaska due to their proximity to neighboring countries. A similar long-standing act exists for cargo vessels traveling between U.S. ports (the Jones Act).
- ~~Harbor Maintenance Tax~~ — *SUPPORT* legislation that would repeal the Harbor Maintenance Tax and authorize general revenues to pay for the federal cost of operating, maintaining and constructing the nation's harbors.
- ~~National Freight Policy~~ — *SUPPORT* USDOT's efforts aimed at developing a comprehensive national freight policy to ensure that the flow of goods and commerce through our international portals of commerce and via our interstate rail and highway effectively flows both intra and interstate.
- ~~"Closed Loop" Cruise Program~~ — *ADVOCATE* for the expansion of the number of countries included in the "Closed Loop" system, to enhance the ability of CBP agents to securely expedite a larger volume of cruise passengers upon debarkation at the Port of Miami.

TRANSIT

- ~~Bus Rapid Transit (BRT)~~ — *ADVOCATE* for any available discretionary funds to establish and operate BRT corridors along some of Miami Dade County's busy corridors.
- ~~MAP 21 Implementation~~ — *SUPPORT* for implementation of formula grant programs for bus and rail improvements under the recently passed MAP 21 bill. These programs should include 5307 and 5309 formula funding.

WATER & SEWER

- ~~Water Infrastructure Finance Innovations Authority~~ — *SUPPORT* creation of a new water infrastructure support mechanism (WIFIA) to provide low cost capital to water utilities needing to invest in infrastructure, and to State Revolving Funds, in addition to supporting efforts to reform and capitalization of state revolving loan fund programs for drinking water and wastewater.
- ~~Water Protection and Reinvestment Fund~~ — *SUPPORT* (H.R. 6249) or any legislation that would establish a federal trust fund for investments in clean water infrastructure. The bill would provide \$9 billion annually for clean water investments, much of it going toward the Clean Water State Revolving Fund program. Introduction of this legislation represents an important step in the discussion of how to address a growing clean water infrastructure funding gap in a sustainable way. While this bill is unlikely to move during this Congress, it

will provide the basis for a discussion on water and sewer investment challenges during the 113th Congress.

- ~~Integrated Planning Approach to Clean Water Act Obligations~~ — *SUPPORT* Clean Water Affordability Act of 2012 (S. 2094) or any legislation or regulatory changes that would allow and advocate for an integrated planning approach to help communities better address the growing financial and compliance challenges posed by the Clean Water Act (CWA). Integrated planning enables municipalities to prioritize competing and costly wet weather, stormwater, nutrient-related, and other requirements to achieve maximum water quality benefit for ratepayers. This approach optimizes limited community resources by encouraging more sustainable and innovative solutions, such as green infrastructure, that improve water quality and enhance the vitality of local communities. This legislation would provide \$1.8 billion to address sewer overflows. Require that the integrated planning approach for CWA obligations be available to all communities, encouraging the use of green infrastructure for managing wet weather issues and require EPA to revise guidance on determining a community's financial capability to meet CWA obligations.
- ~~State Revolving Loan (SRF) program~~ — *SUPPORT* any Congressional actions to amend the manner in which State Revolving Funds are allocated to the States, to the extent that the legislation would provide greater amounts of funding to the State of Florida. Support legislation to reauthorize and expand the Drinking Water State Revolving Loan (SRF) program. That legislation should do the following: Expand and modernize the drinking water State Revolving Loan Fund (SRF) program and increase the authorization of appropriations for the fund.
- ~~Chemical Facilities Security~~ — *MONITOR* legislation or EPA and/or Department of Homeland Security regulations that address security at the nation's water & sewer plants that may be vulnerable to terrorist attack. *OPPOSE* any changes in the manner that local facilities have to prepare and anticipate for possible terrorism that carry a significant cost burden to the Department and to consumers, and oppose any legislation or regulation that does not provide financial assistance for public entities to comply with the new legislation or rules.
- ~~The Water Efficiency, Conservation and Adaptation Programs~~ — *MONITOR* bills designed to reduce water consumption and provide funding to support following initiatives:
 - *SUPPORT* legislation to provide tax credits and other incentives to encourage water conservation as a way to reward families and businesses for water conservation efforts;
 - *SUPPORT* legislation that authorizes a grant program to finance a variety of measures to improve drinking water, wastewater, irrigation and other water systems in order to help communities adapt to the impacts of climate change. A broad range of water recycling, desalination, irrigation, groundwater and wastewater projects are eligible for assistance;

- ~~**SUPPORT** legislation that funds EPA's Water Sense program to provide customer incentives for water efficient products, buildings, landscapes, processes or services.~~



MIAMI-DADE COUNTY 2013 STATE LEGISLATIVE AGENDA

CRITICAL PRIORITIES

- **State funding/budget:** *PRESERVE* state funding for County programs and important community programs and *OPPOSE* efforts to cost shift additional financial and programmatic obligations from the state to local governments, in light of the state budget situation and declining state revenues.
- **Elderly Services:** *PRESERVE* funding currently received in the area of elderly services, including programs for elderly high-risk meals and homebound elderly and funding for community care and Local Service Providers.
- **Jackson Health:** *PRESERVE* current state funding for charity care to Jackson Health System as burdens on Jackson continue to increase as revenue declines.
- **Deep Dredge:** *SUPPORT* efforts to maintain funding allocated for the Deep Dredge Project in the Florida Department of Transportation's 2012-2013 Work Program.
- **Pretrial Release:** *OPPOSE* legislation that would place arbitrary statutory restrictions on pretrial supervision programs.
- **Ocean Outfalls:** *SUPPORT* amending previously passed ocean outfall legislation to provide more flexible compliance options and to reduce compliance costs by \$1 billion or more while still meeting the intent of the legislation.
- **Early Learning Coalition:** *SUPPORT* restoration of school readiness funding to the Early Learning Coalition of Miami-Dade/Monroe.
- **Elections Reform / Voter Rights:** *SUPPORT* the recommendations of the Mayor's Election Advisory Group

- Early Voting Sites: *SUPPORT* the expansion of allowable facilities eligible for use as early voting sites.
- Early Voting Days: *SUPPORT* extending the availability of early voting from eight (8) to nine (9) days, so as to include the last Sunday before Election Day
- Ballot Language: *SUPPORT* limiting ballot language for constitutional amendments to a maximum of 15 words for title and 75 words for ballot summary.
- Ballot Canvassing: *SUPPORT* extending the number of days that Supervisors of Elections are permitted to canvass ballots.
- Discontinue "Absentee Ballot" Term: *SUPPORT* discontinuing the term "Absentee Ballot" and replacing it with "Vote by Mail."



MIAMI-DADE COUNTY 2013 STATE LEGISLATIVE AGENDA

GUIDING PRINCIPLES

- **Home Rule and Preemption:** *SUPPORT* preservation of local home rule; *OPPOSE* any effort to preempt local authority.
- **State Funding, Cost Shifts and Unfunded Mandates:** *SUPPORT* preservation of existing state funding for County programs; and *OPPOSE* any additional cost shifts or unfunded mandates from the state to the County, and any reductions in County revenue, revenue sharing, or funding from the state. *OPPOSE* any measure that would adversely affect County revenues, including in the area of property taxes.
- **Protect Previous State Funding:** *SUPPORT* efforts to secure the same level of state funding for County programs as last year.
- **Promote Partnerships:** *SUPPORT* partnerships with the state, other counties, municipalities, statewide associations and any other entity that would help to create favorable outcomes for the County.

**Miami-Dade County
2013 State Legislative Agenda**

**Miami-Dade Board of County Commissioners
State Resolutions**

719-11: RESOLUTION URGING THE FLORIDA LEGISLATURE TO PASS A JOINT RESOLUTION THAT WOULD PROPOSE A CONSTITUTIONAL AMENDMENT TO PROVIDE LOCAL GOVERNMENTS THE AUTHORITY TO PROVIDE BUSINESSES WITH PROPERTY TAX REDUCTIONS, CREDITS AND OTHER INCENTIVES TO INSTALL VIDEO SURVEILLANCE CAMERAS; FURTHER URGING THE FLORIDA LEGISLATURE TO PROVIDE STATE TAX INCENTIVES TO BUSINESSES TO INSTALL VIDEO SURVEILLANCE CAMERAS

750-11: RESOLUTION URGING THE FLORIDA LEGISLATURE TO PASS LEGISLATION STRENGTHENING FLORIDA LAW RELATED TO HUMAN TRAFFICKING AND SEX TRAFFICKING CONSISTENT WITH LEGISLATION PASSED EARLIER THIS YEAR BY THE GEORGIA GENERAL ASSEMBLY

938-11: RESOLUTION URGING THE FLORIDA LEGISLATURE TO ENACT WORKPLACE ANTI-BULLYING LEGISLATION

940-11: RESOLUTION URGING THE FLORIDA LEGISLATURE TO ENACT LEGISLATION MAKING IT A THIRD-DEGREE FELONY TO RETRIEVE OR RETURN MORE THAN ONE ABSENTEE BALLOT FROM A NON-RELATIVE; ALTERNATIVELY URGING THE LEGISLATURE TO MAKE IT A THIRD DEGREE FELONY TO VIOLATE ANY LOCAL ELECTION LAW

1091-11: RESOLUTION URGING THE FLORIDA LEGISLATURE TO EXTEND FLORIDA'S ANTI-BULLYING LAW TO PRIVATE SCHOOLS

1092-11: RESOLUTION URGING THE FLORIDA LEGISLATURE TO PASS LEGISLATION REQUIRING THAT AN UNEMPLOYED PERSON COMPLETE AN ON-LINE EMPLOYMENT REGISTRATION APPLICATION THROUGH "EMPLOY FLORIDA MARKETPLACE" BEFORE RECEIVING UNEMPLOYMENT COMPENSATION

1094-11: RESOLUTION URGING THE FLORIDA LEGISLATURE TO INCREASE REGULATION OF THE HIRING PRACTICES FOR RESIDENTIAL AND COMMERCIAL PEST CONTROL COMPANIES AND REQUIRE PEST CONTROL COMPANIES TO INCUR NON-WAIVABLE LIABILITY FOR THEFT WHILE PROPERTY IS UNDER THEIR CONTROL, OR, IN THE ALTERNATIVE, TO GRANT LOCAL GOVERNMENTS GREATER ABILITY TO ENACT THEIR OWN REGULATIONS

182-12: RESOLUTION URGING THE FLORIDA LEGISLATURE TO AMEND ARTICLE 1, SECTION 2 OF THE FLORIDA CONSTITUTION AND REPEAL THE ALIEN LAND LAW

183-12: RESOLUTION URGING THE FLORIDA LEGISLATURE TO ESTABLISH A SCHOOL OF VETERINARY MEDICINE IN MIAMI-DADE COUNTY AND EXPLORE AFFILIATION WITH THE UNIVERSITY OF FLORIDA'S COLLEGE OF VETERINARY MEDICINE

249-12: RESOLUTION SUPPORTING SB 1726 AND HB 1467 OR SIMILAR LEGISLATION THAT WOULD PROHIBIT PUBLIC HIGH SCHOOL STUDENTS FROM LEAVING SCHOOL GROUNDS DURING HIS OR HER DESIGNATED LUNCH PERIOD

322-12: RESOLUTION URGING THE FLORIDA LEGISLATURE TO CONVENE HEARINGS RELATED TO THE "STAND YOUR GROUND" LAW AND TO REPEAL THE LAW; SUPPORTING GOVERNOR SCOTT'S TASK FORCE ON CITIZEN SAFETY AND PROTECTION

439-12: RESOLUTION URGING THE FLORIDA LEGISLATURE TO REQUIRE ASSISTED LIVING FACILITIES AND COMMUNITY RESIDENTIAL HOMES THAT ARE LOCATED WITHIN AREAS ZONED AS RESIDENTIAL AND THAT SERVE RESIDENTS WITH SUBSTANCE ABUSE DISORDERS OR WITH SEVERE MENTAL ILLNESSES TO IMPLEMENT EFFECTIVE MONITORING AND SECURITY MEASURES TO HELP ENSURE THE SAFETY OF BOTH RESIDENTS OF THE FACILITIES AND OF SURROUNDING RESIDENTIAL NEIGHBORHOODS

443-12: RESOLUTION URGING THE FLORIDA EDUCATION COMMISSIONER TO REVIEW OUT-OF-SCHOOL SUSPENSION IN PUBLIC SCHOOLS

492-12: RESOLUTION URGING THE FLORIDA LEGISLATURE TO CONDUCT AN INTERIM STUDY ON HOW LAWS CAN BE STRENGTHENED RELATED TO FALSE, STOLEN AND COUNTERFEIT IDENTITY DOCUMENTS IN AN EFFORT TO COMBAT HUMAN AND SEX TRAFFICKING

493-12: RESOLUTION URGING THE GOVERNOR AND CABINET TO REINSTATE THE AUTOMATIC RESTORATION OF VOTING RIGHTS FOR 5 CITIZENS CONVICTED OF NON-VIOLENT FELONIES WHO HAVE COMPLETED THEIR SENTENCES

495-12: RESOLUTION URGING THE FEDERAL GOVERNMENT, THE UNITED STATES DEPARTMENT OF AGRICULTURE, AND THE UNITED STATES FOOD & DRUG ADMINISTRATION TO BAN THE USE OF "PINK SLIME" IN MEAT PRODUCTS, OR AT THE VERY LEAST, REQUIRE THAT MEAT PRODUCTS CONTAINING "PINK SLIME" INCLUDE LABELS THAT CLEARLY INDICATE THAT THE MEAT CONTAINS THE FILLER; URGING THE FLORIDA LEGISLATURE TO BAN THE USE OF MEAT PRODUCTS CONTAINING "PINK SLIME" IN FOOD THAT THE STATE OF FLORIDA PREPARES OR SERVES; URGING THE OTHER COUNTIES IN THE STATE OF FLORIDA

TO BAN THE USE OF MEAT PRODUCTS CONTAINING "PINK SLIME" IN FOOD THAT THE COUNTY PREPARES OR SERVES

503-12: RESOLUTION URGING THE FLORIDA LEGISLATURE TO REPEAL THE STATE PREEMPTION OF LOCAL GOVERNMENTS' ABILITY TO ADDRESS ABANDONED SHOPPING CARTS

520-12: RESOLUTION URGING CONGRESS TO PROHIBIT PACKAGING OF TOBACCO PRODUCTS THAT RESEMBLES CANDY, MINTS AND BREATH STRIPS THAT APPEAR TO BE DESIGNED TO ENTICE AND ENCOURAGE YOUTHS TO USE TOBACCO; FURTHER URGING THE FLORIDA LEGISLATURE TO PROHIBIT SUCH PRODUCT PACKAGING

521-12: RESOLUTION OPPOSING A PROPOSAL BY CITIZENS PROPERTY INSURANCE CORPORATION TO INCREASE PROPERTY INSURANCE RATES FOR NEW POLICIES BY MORE THAN THE 10 PERCENT ANNUAL CAP SET IN STATUTE; URGING THE FLORIDA OFFICE OF INSURANCE REGULATION NOT TO APPROVE CITIZENS' RATE CHANGE REQUEST RELATED TO THIS PROPOSAL; FURTHER URGING THE FLORIDA LEGISLATURE TO TAKE WHATEVER STEPS ARE AVAILABLE TO ENSURE THAT CITIZENS ADHERES TO THE LEGISLATURE'S INTENT IN CAPPING CITIZENS' RATE INCREASES AT 10 PERCENT PER YEAR

523-12: RESOLUTION URGING THE FLORIDA LEGISLATURE AND GOVERNOR RICK SCOTT TO CONTINUE FUNDING THE CENTRAL ACCESS CUSTOMER SERVICE CENTER OF THE FLORIDA DEPARTMENT OF CHILDREN AND FAMILIES LOCATED AT 1490 NORTHWEST 27 AVENUE, MIAMI, FLORIDA

615-12: RESOLUTION URGING THE FLORIDA LEGISLATURE TO ENACT LIMITED AMNESTY FROM PENALTIES AND INTEREST TO ENCOURAGE TAXPAYERS WHO IMPROPERLY RECEIVED HOMESTEAD EXEMPTIONS TO COME FORWARD, PAY PAST TAXES, AND HAVE THEIR PROPERTIES PROPERLY PLACED ON THE TAX ROLL FOR FUTURE TAX YEARS

616-12: RESOLUTION URGING THE FLORIDA LEGISLATURE TO REINSTATE A UNIVERSAL MOTORCYCLE HELMET LAW

619-12: RESOLUTION URGING THE GOVERNOR AND THE STATE BOARD OF EDUCATION TO ADOPT AND IMPLEMENT THE RECOMMENDATIONS OF THE EDUCATION COMMISSIONER'S TASK FORCE ON INCLUSION AND ACCOUNTABILITY RELATED TO ENGLISH LANGUAGE LEARNERS AND STUDENTS WITH DISABILITIES

663-12: RESOLUTION CODESIGNATING SW 152 STREET FROM SW 117 AVENUE TO SW 137 AVENUE AS "REVEREND JOHN A. FERGUSON STREET"; URGING THE FLORIDA LEGISLATURE TO CODESIGNATE SW 152 STREET FROM SW 99 COURT TO SW 117 AVENUE AS "REVEREND JOHN A. FERGUSON STREET"

723-12: RESOLUTION URGING THE FLORIDA LEGISLATURE TO BAN TEXTING WHILE DRIVING

724-12: RESOLUTION URGING THE FLORIDA LEGISLATURE TO SIMPLIFY THE CURRENT CIVIL PENALTY PROCEDURES FOR TOLL VIOLATIONS; URGING THE FLORIDA LEGISLATURE TO AUTHORIZE THE FLORIDA DEPARTMENT OF TRANSPORTATION, THE FLORIDA DEPARTMENT OF HIGHWAY SAFETY & MOTOR VEHICLES AND EXPRESSWAY AUTHORITIES TO USE ALL AVAILABLE MEANS FOR TRANSMITTING TOLL INVOICES AND TOLL VIOLATIONS; URGING SUCH ENTITIES TO BETTER EDUCATE THE PUBLIC ABOUT THE IMPORTANCE OF KEEPING ADDRESS INFORMATION CURRENT RELATED TO SUNPASS, TOLL-BY-PLATE AND TOLL VIOLATIONS

~~725-12: RESOLUTION URGING THE FLORIDA DEPARTMENT OF TRANSPORTATION TO WORK COOPERATIVELY WITH LOCAL GOVERNMENTS WHEN INSTALLING BICYCLE LANES ON STATE ROADS; URGING THE FLORIDA LEGISLATURE TO AMEND APPLICABLE STATUTES TO REQUIRE SUCH COOPERATION AND PROVIDE GREATER FLEXIBILITY TO THE FLORIDA DEPARTMENT OF TRANSPORTATION RELATED TO BICYCLE LANES~~

729-12: RESOLUTION URGING THE FLORIDA LEGISLATURE TO EXEMPT FROM PUBLIC RECORDS DISCLOSURE ABSENTEE BALLOT REQUESTS AND PERSONAL INFORMATION INCLUDED ON SUCH REQUESTS

730-12: RESOLUTION URGING THE FLORIDA LEGISLATURE TO REINSTATE "FOR CAUSE" REQUIREMENTS FOR THE USE OF ABSENTEE BALLOTS TO RESTORE INTEGRITY TO THE ABSENTEE BALLOT PROCESS

741-12: RESOLUTION URGING THE GOVERNOR AND SECRETARY OF STATE TO APPLY FLORIDA EARLY VOTING UNIFORMLY ACROSS THE STATE AND RETURN EARLY VOTING TO THE FULL POSSIBLE 14 DAYS IN PLACE BEFORE THE PASSAGE OF HB 1355 INCLUDING THE SUNDAY BEFORE ELECTION DAY

823-12: RESOLUTION URGING THE FLORIDA LEGISLATURE TO RESTORE SCHOOL READINESS FUNDING TO THE EARLY LEARNING COALITION OF MIAMI-DADE/MONROE THAT RECENTLY HAS BEEN REDUCED AS A RESULT OF A NEW STATEWIDE FUNDING FORMULA; IDENTIFYING THIS ISSUE AS A CRITICAL COUNTY PRIORITY FOR THE 2013 SESSION

824-12: RESOLUTION URGING THE FLORIDA LEGISLATURE TO PASS LEGISLATION REINSTATING LANGUAGE PROHIBITING CERTAIN MUNICIPAL WATER AND SEWER UTILITIES FROM IMPOSING A SURCHARGE ON CONSUMERS LOCATED OUTSIDE THE CITY AS "TAXATION WITHOUT REPRESENTATION"

825-12: RESOLUTION URGING THE FLORIDA LEGISLATURE TO ENACT COMPREHENSIVE LEGISLATION DURING THE 2013 SESSION TO PROTECT THE ELDERLY AND OTHER VULNERABLE POPULATIONS THAT RESIDE IN ASSISTED LIVING FACILITIES, FURTHER URGING FLORIDA'S GOVERNOR AND APPLICABLE STATE AGENCIES TO TAKE ALL REGULATORY AND ENFORCEMENT ACTIONS NECESSARY TO ENSURE THE HEALTH AND SAFETY OF RESIDENTS OF ASSISTED LIVING FACILITIES

827-12: RESOLUTION URGING CONGRESS, THE FLORIDA LEGISLATURE, THE FLORIDA SECRETARY OF STATE AND OTHER APPLICABLE FEDERAL AND STATE AGENCIES TO PROVIDE FUNDING FOR THE RESTORATION OF NAVAL AIR STATION RICHMOND BUILDING NO. 25 AS THE MIAMI MILITARY MUSEUM

DRAFT

MIAMI-DADE COUNTY 2013 STATE LEGISLATIVE AGENDA

DEPARTMENTAL REQUESTS

Animal Services

- **Animal Control and Cruelty Violation Surcharge:** *SUPPORT* legislation which would expand the use of proceeds generated from the \$5 surcharge fee on civil violations to fund other operating expenses, in addition to animal control training programs.

Aviation

- **Funding of Capital Projects:** *SUPPORT* full funding of aviation capital projects included in the Florida Department of Transportation's FY 2013-2014 Work Program and *OPPOSE* any efforts that will result in reduction of funding to the program.
- **Sales Tax Exemptions:** *MONITOR* legislation that would repeal the sales tax exemptions on aircraft sales and services.
- **Pilot Programs:** *SUPPORT* funding for enhancement of security and safety, particularly through pilot programs.
- **Telecom Legislation:** *MONITOR* any telecommunications legislation or rules that would negatively impact the Aviation department.

Community Action and Human Services

- **Elderly High-Risk Nutritional Meals Program:** *SUPPORT* reauthorizations of the Older American Acts and increased funding to provide supplemental nutritional meals to elderly residents 60 years and over.
- **In-Home Support Services:** *SUPPORT* in-home support services to 100-125 new frail elderly in lieu of nursing home placement.
- **Early Learning Coalition:** *SUPPORT* restoration of School Readiness funding to the Early Learning Coalition of Miami-Dade County.
- **School Readiness Funding:** *SUPPORT* an "equity funding formula" by the Office of Early Learning to restore an overall slated reduction of funding.

Corrections

- **Lewd or Lascivious Behavior:** *SUPPORT* legislation that would expand the third degree felony currently in place for lewd or lascivious behavior in state or private jails to county detention centers and jails.
- **Cellular Phones as Contraband:** *SUPPORT* legislation that would include cellular phones in the statute that defines contraband.

- **Limited Arrest Authority:** *SUPPORT* legislation that allows correctional officers limited arrest authority within detention facilities.
- **Department of Corrections Certification:** *OPPOSE* legislation that would require county detention facilities to receive periodic state certification from the Department of Corrections.

Cultural Affairs

- **Cultural Affairs Grants:** *SUPPORT* an increase to the statewide budget allocation for cultural affairs grants.

Elections

- **Early Voting:** *SUPPORT* legislation that would allow for the expansion of allowable facilities that can be used as early voting sites.
- **Early Voting Days:** *SUPPORT* legislation extending the availability of early voting from eight (8) to nine (9) days, so as to include the last Sunday before Election Day.
- **Limit on Word Count on Constitutional Amendments:** *SUPPORT* legislation limiting ballot language for constitutional amendments to a maximum of 15 words for title and 75 words for ballot summary.
- **Expand Number of Days to Canvass:** *SUPPORT* legislation extending the number of days that Supervisors of Elections are permitted to canvass ballots.
- **Discontinue "Absentee Ballot" Term:** *SUPPORT* legislation discontinuing the term "Absentee Ballot" and replacing it with "Vote by Mail."
- **Community Development District:** *SUPPORT* legislation that would allow for Community Development District elections to be conducted via mail ballot.
- **Removal of Committeeman/Committeewoman from Ballot:** *SUPPORT* legislation that would remove the partisan Executive Committeeman and Committeewoman races from the Primary Election ballot during a presidential year.

Homeless Trust

- **Crisis Outplacement Beds:** *SUPPORT* funding to continue the Crisis Outplacement Bed Project to assist homeless individuals served by the Eleventh Judicial Circuit Criminal Mental Health Project's Jail Diversion Program.
- **Gap Funding:** *SUPPORT* funding to continue the Gap Funding Project to assist homeless individuals served by the Eleventh Judicial Circuit Criminal Mental Health Project's Jail Diversion Program.

Library

- **State Aid to Public Libraries:** *SUPPORT* statewide funding request in the amount of \$21,000,000 for the State Aid to Libraries program.

Office of Countywide Healthcare Planning

- **Miami-Dade Premium Assistance Program:** *SUPPORT* funding under the Low Income Pool program for the Miami-Dade Health Insurance Assistance Program.
- **Center for Health Insurance Education and Primary Care Access:** *SUPPORT* funding for health navigators and the establishment of the Center for Health Insurance Education and Primary Care Access which will include a university collaborative institute for educational strategies.
- **Liberty City Clinic Capital Construction:** *SUPPORT* continued funding to construct phase II of the new clinic in the area of Liberty City.
- **Miami-Health Department Main Complex Capital Project:** *SUPPORT* funding for the completion of a combined parking garage and office tower located at the Miami-Health Department Main Complex Capital Project.

Parks, Recreation and Open Spaces

- **Florida Recreation Development Assistance Program:** *SUPPORT* full funding of the Florida Recreation Development Assistance Program.
- **Florida Institute of Conservation and Research:** *SUPPORT* legislation to designate the Conservation and Research Department at Zoo Miami as the Florida Institute of Conservation and Research.

PortMiami

- **Deep Dredge:** *SUPPORT* efforts to maintain the funding allocated for the deep dredge project.
- **Florida Ports Council:** *SUPPORT* the Florida Ports Council's legislative agenda.
- **Transportation Intermodal Issues:** *MONITOR* legislation involving transportation intermodal issues, including the strategic intermodal system.
- **Perishables Protocol:** *SUPPORT* a partnership with the Department of Agriculture to develop new protocols that would allow for the importation of certain fruits and vegetables through PortMiami

Public Housing and Community Development

- **45 Day Rule:** *SUPPORT* legislation that would exempt public housing agencies from Florida Statute 83.56(5), allowing them to comply with eviction processes outlined in federal regulations.

- **Homeowners Associations:** *SUPPORT* legislation that would exempt public housing agencies and the tenants they serve from Florida Statute 718.116(11), 720.3085(8), and 719.108(10), or, in the alternative, require as a condition the homeowners or condo associations to enter into a Housing Assistance Payment (HAP) Contract with the public housing agency following a request by the owner to assign the HAP to the association.
- **State Housing Initiative Partnership:** *SUPPORT* preservation of the State Housing Initiative Partnership (SHIP), and maintenance or increase in current levels of funding.

Public Works and Waste Management

- **Net Metering:** *SUPPORT* legislation allowing local governments that own waste-to-energy (WTE) facilities to use the power they export to offset electricity they purchase from electrical utilities.
- **Renewable Energy:** *SUPPORT* the department's efforts to preserve waste-to-energy's inclusion in applicable definitions of "renewable energy" and "green energy" and to provide incentives and other support for the product of such renewable energy.
- **Environmental Control:** *MONITOR* activity on legislation that would make changes to previously established legislation providing incremental recycling goals for counties.
- **Solid Waste Grant Program:** *SUPPORT* legislation which would provide for equitable treatment of counties for funding of state solid waste grant programs in counties of over 100,000 residents.
- **Advance Traffic Management Systems:** *SUPPORT* funding to complete implementation and system enhancements to the advanced traffic management systems.

Regulatory and Economic Resources

Agriculture

- *SUPPORT* funding, programs, legislation and assistance to increase viability of our local agricultural industry and mitigate any effects of invasive pests, diseases, freezes, flooding, windstorm, and other potential damages to our said industry.

Business Affairs

- **Preemption of Local Towing, Moving, Locksmith, Motor Vehicle Repair, For-Hire Transportation and Ambulance Regulations:** *OPPOSE* any legislation that would preempt local control in the areas of towing, moving, locksmith, motor vehicle repair, for-hire transportation and ambulance regulations to the state.
- **State of Florida Film Production Tax Incentive Changes:** *SUPPORT* legislation that would raise or remove the cap on the amount of incentives allotted to high-impact television.

- **National Criminal Background Checks:** *SUPPORT* legislation that would allow Miami-Dade County to conduct a national criminal background check on all for-hire chauffeurs.
- **Local Regulation of Tour Guides:** *SUPPORT* legislation that would remove preemption to the state which currently exists on local regulation of tour guides.

Environmental Protection

- **Beach Erosion Funding:** *SUPPORT* the maintenance of a dedicated funding source for statewide beach erosion control activities, with a specific request for the Bakers Haulover Inlet Sand Bypassing and Jetty Modification.
- **Inland Protection Trust Fund:** *SUPPORT* full funding from the Inland Protection Trust Fund (IPTF) for the Florida Petroleum Cleanup Program to remediate contaminated sites.
- **Title V:** *SUPPORT* full funding from the Florida Department of Environmental Protection (FDEP) Air Pollution Control Trust Fund to approved Local Agency Air Pollution Control Programs for the Title V Program.
- **Contamination of Water Wells:** *SUPPORT* sufficient funding to investigate contamination of private drinking water wells and to respond to contamination, in areas including, but not limited to the following areas:

Area of Investigation	North Boundary	South Boundary	West Boundary	East Boundary
Fuchs Park	SW 81 Street	SW 88 Street	SW 67 Ave	SW 60 Ave
Palmetto Bay	SW 146 Street	SW 148 Street	SW 87 Place	SW 87 Court
Sunset Area	SW 72 Street	SW 80 Street	SW 83 Court	SW 78 Court
Pinecrest Area 1	SW 88 Street	SW 92 Street	SW 62 Court	SW 61 Court
Pinecrest Area 2	SW 92 Street	SW 95 Street	SW 72 Ave	SW 70 Ave
Caribbean Estate North	SW 132 Street	SW 136 Street	SW 99 Place	SW 99 Court
Caribbean Estate South	SW 136 Street	SW 140 Street	SW 100 Ave	SW 97 Ave
Continental Park	SW 94 Street	SW 100 Street	SW 85 Ave	SW 79 Ave
Continental Park West	SW 96 Street	SW 100 Street	SW 92 Ave	SW 87 Court

- **Florida Forever:** *SUPPORT* full funding of the Florida Forever program.

Permitting

- **Product Approval Procedures:** *SUPPORT* legislative provisions on the development of product approval revocation procedures and the selection of a single energy code and *OPPOSE* legislative actions removing F.S. 120 process from non-substantial corrections needed to process product approval and/or Florida Building Code related matters.
- **Civil Citations:** *SUPPORT* legislation that would allow local authority to issue civil citations to construction contractors.

- **Marketable Record Titles to Real Property:** *SUPPORT* legislation that would clarify that county covenants do not expire after 30 years.

Tax Collector

- **Exemption Violation Liens:** *SUPPORT* legislation that would permit tax certificates to be sold in order to recover taxes, interest and penalties unlawfully received by property owners receiving an exemption that they were not entitled to receive.
- **Central Issuance of Tags and Registrations:** *OPPOSE* legislative action that would implement any form of central issuance for tags and registrations.

Transit

- **Formula Grants:** *SUPPORT* current funding levels and formula distribution for the State Public Transit Block Grant.
- **Toll Revenue Credits:** *SUPPORT* efforts to urge the Florida Department of Transportation to continue allocating to Miami-Dade Transit toll revenue credits that can be used as a local match for federal grants.

Water and Sewer

- **Ocean Outfalls:** *SUPPORT* amending previously passed ocean outfall legislation to provide more flexible compliance options and to reduce compliance costs by \$1 billion or more while still meeting the intent of the legislation.



Legislative Priorities

FY 2012-13

- ADVOCATE for the transition of Jackson Health System from solely using the Low Income Pool (LIP) program to also incorporate a Certified Public Expenditure (CPE) model.
- ADVOCATE for increased Medicaid provider reimbursement rates for Jackson Health System and specifically Holtz Children's Hospital as a high-volume provider disproportionately impacted by charity-care demands and historic Medicaid rate reductions.
- ADVOCATE for additional funding for graduate medical education (GME) slots ensuring that Florida's medical students have in-state residency opportunities and protecting against the loss of next-generation doctors to other states.
- ENGAGE stakeholders and government officials to ensure a beneficial result for Jackson Health System's operations, finances and other resources in an evolving environment of Medicaid managed care and in relation to the implementation of the Affordable Care Act.
 - ENSURE that Jackson Health System's interests are protected during the implementation of diagnosis-related groups (DRG) funding models in Medicaid.
- MODIFY existing law to allow office space controlled by the Public Health Trust to be leased to physicians through negotiation (approved by Financial Recovery Board (FRB) Strategy and Growth Committee on November 15, 2012, pending final FRB approval on November 26, 2012).

RESOLUTION NO. PHT 10/12 - 082

RESOLUTION APPROVING THE PUBLIC HEALTH TRUST'S STATE LEGISLATIVE PRIORITIES FOR THE 2013 LEGISLATIVE SESSION OF THE FLORIDA LEGISLATURE AND DIRECTING THE PRESIDENT, OR HIS DESIGNEE TO SUBMIT THE LEGISLATIVE PRIORITIES TO MIAMI-DADE COUNTY, THROUGH THE OFFICE OF INTERGOVERNMENTAL AFFAIRS, FOR INCLUSION IN THE COUNTY'S PROPOSED 2013 STATE LEGISLATIVE PACKAGE

(Nathan Ray, Corporate Director, Governmental Relations)

WHEREAS, the Public Health Trust (the "Trust") recognizes the need to establish its State legislative priorities for the 2013 legislative session of the Florida Legislature; and

WHEREAS, upon adoption, the Trust is required to submit its State legislative priorities to Miami-Dade County, through the Office of Intergovernmental Affairs, for inclusion in the County's Proposed 2013 State Legislative Package; and

WHEREAS, the list of the Trust's State Legislative Priorities for the 2013 legislative session of the Florida Legislature is attached hereto and made a part hereof and requires approval of the Financial Recovery Board; and

WHEREAS, the President and Chief Executive Officer recommends approval of the priorities and of submission to the County.

NOW, THEREFORE, BE IT RESOLVED BY THE FINANCIAL RECOVERY BOARD OF THE PUBLIC HEALTH TRUST OF MIAMI-DADE COUNTY, FLORIDA, that this Board hereby approves the Public Health Trust's State Legislative Priorities for the 2013 legislative session of the Florida Legislature, which is attached hereto and made a part hereof, and declares it to be an official action of the Public Health Trust, and provided further that the President, or his designee, is directed to submit the State legislative priorities to Miami-Dade County, through the Office of Intergovernmental Affairs, for inclusion in the County's Proposed 2013 State Legislative Package.

-Page 2-


The foregoing resolution was offered by Mr. Nuell and the motion was seconded by Mr. del Cueto as follows:


Joe Arriola	Absent
Michael Bileca	Aye
Joaquin del Cueto	Aye
Mojdeh L. Khaghan	Aye
Marcos Jose Lapciuc	Absent
Stephen S. Nuell	Aye
Darryl K. Sharpton	Aye

The Chairperson thereupon declared the resolution duly passed and adopted this 29th day of October 2012.

PUBLIC HEALTH TRUST OF MIAMI-DADE COUNTY, FLORIDA

BY: _____


Joaquin del Cueto, Secretary


Approve by the County Attorney as to form
and legal sufficiency 

Memorandum



Date: December 19, 2012

To: Honorable Vice Chairwoman Audrey M. Edmonson and Members
Board of County Commissioners

From: Carlos A. Gimenez 
Mayor

Subject: Elections After Action Report – November 6 Presidential Election

For your review, attached is the After Action report for the November 6th Presidential Election prepared by the Supervisor of Elections. This report will be presented for review and consideration to the Elections Advisory Group on January 7, 2013 at 9am. The work of the Advisory Group will continue through January and a report with findings and recommendations will be finalized at that time for a presentation to the Board of County Commissioners.

If you have any questions, please call me directly or Penelope Townsley, Supervisor of Elections at 305-499-8509.

Attachment

c: R. A. Cuevas, Jr., County Attorney
Alina T. Hudak, Deputy Mayor
Penelope Townsley, Supervisor of Elections
Elections Advisory Group Members

Memorandum



Date: December 19, 2012

To: Honorable Carlos A. Gimenez
Mayor

From: Penelope Townsley
Supervisor of Elections

Subject: After Action Report – November 6, 2012 General Election

At the conclusion of the November 6, 2012 General Election, my staff and I began to assess the planning and operational aspects of conducting this election. As is true with every election, important lessons were learned and improvements will be made in the best interest of our voters.

This After Action Report addresses the challenges experienced within the three methods of voting – Early Voting, Absentee Voting, and Election Day. Analyses of the General Election activities were conducted to identify opportunities for process improvements and technology enhancements. The executive summary highlights our priority findings and recommendations both administrative and legislative in nature. Detailed information regarding these, as well as other recommendations are included in the body of this report.

Executive Summary

Miami-Dade County operates the largest and most complex election operation in the state of Florida, organizing logistics across a region that exceeds 2,400 square miles. The number of Miami-Dade voters who participated in this year's General Election exceeded all other counties in the state, as illustrated below:

LARGE COUNTY STATISTICAL COMPARISONS			
County	Total Registered Voters	Total Votes Cast	Overall Turnout Percentage
Miami-Dade	1,313,850	888,033	67.59%
Broward	1,145,988	762,345	66.85%
Palm Beach	872,114	602,956	69.13%
Hillsborough	758,068	545,134	72.92%
Orange	696,027	470,192	68.08%
Duval	564,777	414,111	73.98%

In order to accommodate this number of voters and adhere to all statutory requirements, planning and preparation began in April 2012. Planning activities were performed within the constraints of the \$11,304,245 General Election budget, which includes an approved budget adjustment of \$2,359,000 to fund the additional costs of absentee ballot printing and mailing, equipment rental and upgrade, and seasonal staff resulting from the increased size of the ballot and the effects of not re-precincting. Lessons learned from the 2008 General Election, coupled with the implementation of new election laws, served as the basis for preparing Elections Department poll workers, staff, administrators and County employees.

This election was the County's largest and one of the most complex. This is illustrated when comparing statistics to the 2008 General Election:

ELECTION STATISTICAL COMPARISONS		
Indicators	2008 General Election	2012 General Election
Registered Voters	1,253,428	1,313,850
Total Ballots Cast	872,260	888,033
Ballot Pages Scanned	1,751,278	4,440,165
Election Day Turnout	368,540	408,353
Early Voting Turnout	326,170	235,727
Absentee Ballots Mailed	207,667	310,311
Absentee Ballots Returned	177,550	243,953
Provisional Ballots Cast	3,696	2,818
Precincts / Polling Locations	814 / 574	829 / 541
Poll Workers Trained	8,292	8,900

Taking these statistics into consideration, there were many areas of review and recommendations for improvement discussed. While each operation is unique, there were a number of factors that contributed to the challenges encountered in the 2012 General Election. They are as follows:

Ballot Length: The length of the ballot is a significant factor that had impacts across many sections of our operation. The number of constitutional amendments was unprecedented, and the lengthy text on many of the constitutional amendments resulted in a 5-6 page ballot.

Legislative Recommendation:

- The County's critical priorities for the 2013 Legislative Session should include limiting the state constitutional amendments to the same 75 word restriction that other ballot language must adhere to. *(Note: This recommendation was endorsed by the Mayor's Elections Advisory Group on December 14, 2012).*

Estimation of Voting Time: An estimate of how long it would take to cast the 5-6 page ballot should have been further analyzed. The difficulty in estimating an average voting time was its dependence on the preparedness of individual voters. For instance, a voter who was reading the 5 page ballot for the first time would spend more time at the privacy booth than a voter who had pre-determined their ballot selections ahead of receiving their ballot. In light of this, we focused our education and outreach efforts on encouraging voters to be prepared. A methodology for estimating voting time may have yielded a better gauge for managing the wait times at Early Voting and Election Day voting locations.

Departmental Recommendation:

- Work with the Management Planning and Performance Analysis (MPPA) Division of the Department of Management and Budget and the Department of Audit and Management Services as consultancy resources to conduct process analyses whenever necessary to determine how long it takes to cast a ballot.

Number of Early Voting Sites: Miami-Dade County has operated 20 early voting sites since 2004 for all federal, state and countywide elections. Nonetheless, the experience of the 2012 General Election has taught us that each election requires an independent review of early voting sites. Without a doubt, more early voting sites would have helped to reduce the time voters waited in line. However, the need for additional early voting sites was not contemplated. Additionally, because the state requires that sites be designated 30 days prior to the start of Early Voting, and our inability to staff and equip additional sites, this was not an option.

Departmental Recommendations:

- Open additional early voting locations depending on the scale of the election within the guidelines set forth by the state. This will have a fiscal impact that is being reviewed and contingent upon the number of sites made available. The fiscal impact for the 2012 General Election Early Voting period is estimated at \$20,000 per site per day, based on the 5 page ballot.
- Staffing ratios and equipment should be commensurate with the scope of the election.

Legislative Recommendation:

- The County's critical priorities for the 2013 Legislative Session should include the expansion of allowable sites for use during early voting. Many of our current sites, which are limited to public libraries and city halls, are inadequate to accommodate the number of voters in Miami-Dade County. *(Note: This recommendation was endorsed by the Mayor's Elections Advisory Group on December 14, 2012).*

Reduction of Early Voting Days: The state's reduction of early voting days from 14 to 8 resulted in approximately 90,000 fewer early voters in 2012 compared to 2008, even though Miami-Dade County chose to offer the maximum number of hours allowable by law. Undoubtedly, the discouraging effect of long lines during Early Voting pushed more voters to Absentee Voting and Election Day. This unanticipated surge in historical voting habits, compounded by the lengthy ballot, greatly contributed to the long lines and wait times across the County.

Legislative Recommendation:

- The County's critical priorities for the 2013 Legislative Session should include extending the availability of early voting to 9 days to include the Sunday before Election Day. *(Note: This recommendation was amended from 14 days to 9 days to reflect the action taken by the Mayor's Elections Advisory Group on December 14, 2012).*

Absentee Ballot Processing: There were a number of challenges related to absentee voting. The Elections Department processed a record number of Absentee Ballots (ABs) for the 2012 General Election, surpassing the 2008 mailings and returns by 49% and 38% respectively. The law currently permits the canvassing of returned absentee ballots 15 days prior to Election Day. Over 74,000 ballots had been returned by the 15th day prior to the Election, putting the Department at a management and processing disadvantage with a large volume of ballots being returned on a daily basis. Our ability to canvass absentee ballots at least 20 days prior to the election would have contributed to more efficient management of the unanticipated volume, as 14,000 ballots had been returned by the 20th day prior to the Election.

Over 55,000 absentee ballots were received the day prior to and on Election Day. This challenged staffing resources especially since only 60 of the 150 hired seasonal workers assigned as absentee ballot openers consistently worked as scheduled. The remaining 90 did not consistently show up to work as the workload required. In order to process all of the absentee ballots, operations ran 24 hour days, which required staff who did remain committed to work exhaustively.

In addition, the automated absentee ballot processing unit that sorts all incoming and outgoing ballots experienced a 12 hour mechanical breakdown at 2:30 a.m. the morning of Election Day. This was a contributing factor to election night results being reported on Thursday, November 8, at noon.

Departmental Recommendations:

- Review available technologies that can improve the internal processing of absentee ballots, such as automated signature verification software and advanced mail ballot processing equipment. Also, establish stronger contingency plans for mechanical breakdowns. This will have a fiscal impact, and a budget request will be submitted accordingly.
- Increase seasonal staffing levels to account for 24 hour operations along with increased capacity for space and phone licensing. This will have a fiscal impact, and the department will submit a budget request accordingly.
- Continue to communicate with Miami-Dade County representatives at the USPS to ensure swift and successful ballot delivery for future elections.

Legislative Recommendations:

- Extend the number of days the Supervisor of Elections is permitted to canvass absentee ballots from the current 15 days prior to Election Day to 20 days prior to Election Day. *(Note: This recommendation was endorsed by the Election Advisory Group on December 14, 2012).*
- Discontinue the term “absentee ballot” and replace it with the more accurate term “Vote by Mail.” *(Note: This recommendation was endorsed by the Mayor’s Elections Advisory Group on December 14, 2012).*

Polling Place Process Inefficiencies: Inefficiencies in the Election Day voter check-in process was a factor that significantly contributed to long lines and wait times experienced at some precincts, especially those affected by the decision to not re-precinct. Currently, the Election Day voter check-in process is performed using preprinted precinct registers. Poll workers review a number of pages to look up the voter after which, the voter is required to sign in. When there is a question regarding a voter’s eligibility, this manual process requires poll workers to look the voter up on a laptop containing a static database or call the Department’s central phone bank (Election Central) for verification. The call volume on Election Day exceeded 7,000 calls, causing delays and bottlenecks at precinct check-in, further exacerbating the wait time.

Departmental Recommendations:

- Research available technologies to automate the voter check-in process using electronic poll books for implementation prior to the next Presidential Election. This will have a fiscal impact, which is being reviewed, and a budget request will be submitted accordingly.

Additional Polling Place Inefficiencies: Other factors included the time required to deploy additional equipment, call volume from precincts causing delays for poll workers trying to reach our call center (Election Central) for assistance, and the ability of some Clerks to manage their polling place.

Departmental Recommendations:

- Explore the use of handheld field technology that may be integrated with the existing inventory and tracking system to enhance accountability in as-needed equipment deployment. This will have a fiscal impact, which is being reviewed, and a budget request will be submitted accordingly.
- Equipment allocation should ensure a minimum of two scanners at each precinct.
- Utilize geographically stationed deployment centers around the county to respond to equipment needs expeditiously.
- Engage senior-level County employees to support the management of polling locations during Presidential Elections. This recommendation may have a fiscal or operational impact that will be assessed.
- Hire additional staff to answer calls in Election Central in order to reduce hold times for poll workers in need of assistance. This will have a fiscal impact, which is being reviewed, and a budget request will be submitted accordingly.
- Reinforce the importance of communication from troubleshooters about resource needs at their assigned polling locations.
- Conduct separate training classes for poll deputies prior to a presidential election with emphasis on line management.
- Include operational needs assessment in Election Day Clerk trainings; empower Clerks to make recommendations regarding equipment and staffing needs.
- Research software technology to systematically track and evaluate poll worker attendance and performance. This will have a fiscal impact, which is being reviewed, and a budget request will be submitted accordingly.

Not Re-Precincting: The decision to postpone re-precincting after redistricting and prior to this election was made in the best interest of voters in order to minimize disruption and limit confusion regarding where they vote on Election Day. More than a quarter of our voters would have been relocated to a new polling location had we done so. In preserving that convenience for our voters, “split” precincts were created across the county whereby multiple ballot variations (styles) existed in a single polling location. Typically, all voters in a single precinct receive the same ballot style in a General Election. However, once redistricting was complete, different district lines were created within a single precinct causing voters from that precinct to have different elected representatives. This meant that voters with different ballot styles were assigned to the same polling location. To ensure voters in these precincts received the correct ballot style, additional quality assurance steps were put in place during check-in. This change in procedure impacted voters who are assigned to large precincts and those with the heaviest turnout.

Departmental Recommendations:

- Present our re-precincting plan to the Board of County Commissioners in 2013 for approval. This plan will more equitably distribute the voting population across precincts. This will eliminate split precincts and help reduce wait times on Election Day in future elections.
- Research available technologies to automate the voter check-in process using electronic poll books for implementation at polling locations countywide prior to the next Presidential Election. This will have a fiscal impact, which is being reviewed, and a budget request will be submitted accordingly.

Summary

In summary, I am pleased to have the opportunity to provide this information to the Elections Advisory Group established to conduct a comprehensive and methodical analysis of the November 6 General Election. My staff and I have strived to provide as much information and detail as possible, within the limitations of available data, for the members to understand the complications of administering an election and make recommendations for improvement to the Board of County Commissioners. The Department will continue to perform research in other large jurisdictions nationwide that share the same challenges we face in Miami-Dade County in an effort to identify other process improvements that may be of value here locally.

I want to thank my staff for their dedication to this department and to the principles of fair and accurate elections in Miami-Dade County. While there is little doubt that important lessons have been learned from this historic election, I hope that this report also demonstrates the competence and hard work of my team in the face of great complexities and logistical challenges. I also want to thank the County departments who provided immeasurable support in staffing and preparing for this election cycle. While virtually every department provides some level of staffing inside our polling locations, there are a multitude of departments who work tirelessly in the background to help administer an election of this scope, especially the Library Department, Internal Services Department, Information Technology Department, the Fire Department, Police Department, and the Community Information and Outreach Department. Their work truly demonstrates the collective meaning of teamwork and I am proud to be among such incredible professionals.

Attachments

c: Members, Elections Advisory Group
R. A. Cuevas, Jr., County Attorney
Office of the Mayor, Senior Staff
Elections Department, Senior Staff

MIAMI-DADE COUNTY ELECTION DEPARTMENT

NOVEMBER 6, 2012 GENERAL ELECTION – AFTER ACTION REPORT

Early Voting

Preparation

While early voting began on October 27, preparations began months prior. In conducting mock elections for training, an analysis was conducted of the time needed to print the 5-6 page ballot in anticipation of voter turnout for the General Election. The technology that we currently use, Ballot-on-Demand (BOD), prints a voter-specific ballot in real time after the voter checks in. Our analysis concluded that each printer could generate 425 ballots every 12 hours.

Based on the highest early voting turnout from the 2008 General Election, we determined that it would not be feasible to print all pages of a voter's ballot given anticipated voter turnout. As there were 105 different ballot styles for this election, we decided to pre-print ballot pages 2-4 which were common to all voters, and only have the BOD print pages 1 and 5. Voters received the common pages at the check-in station and their precinct-specific ballot pages at the BOD printer ballot distribution area. This process reduced the print time for each complete ballot set and helped to reduce wait times at the ballot printers at all early voting sites.

A habit of many voters during a presidential election is to vote only the federal races which appear on the first page of the ballot. These voters were still required to scan the 4-5 "blank" ballot pages, which required voters to interact with the scanner to confirm their intent to cast each blank ballot page or return to the voting booth to finish voting. While this allows voters the opportunity to cast a vote they may have overlooked, it is a time consuming process that staff identified as a potential bottleneck prior to the start of early voting. Training procedures were modified to require poll workers to explain this requirement to voters in advance, and a notice was posted at the scanner to help this process move more quickly.

As voter turnout began to increase during the initial early voting period, my staff worked with the Community Information and Outreach Department to produce a video that would help voters understand the early voting procedures. This video was displayed to voters while they waited in line, and emphasized the process of interacting with the scanner if a blank or over voted ballot page was cast. This was in an effort to make their voting experience more expeditious inside the polling room and during the scanning process.

In addition to mailing sample ballots to each voter's household, 400,000 sample ballots were printed and distributed to every site in order to ensure that every voter in line had a sample ballot to review in preparation for making their voting choices. The wait times for all 20 locations were updated every hour on the main page of our website, based on the real time it took the last voter in line to enter the early voting room. The distribution of water and ice during early voting was well received by voters waiting in line. The deployment of County employees who served as Goodwill Ambassadors also assisted in keeping voters informed. As the lines grew at some of our busiest sites, additional County employees were deployed to help support the voters in line and those who needed assistance to vote.

Early Voting Equipment Deployment and Turnout

Decisions about the deployment of equipment for early voting were based on the amount of space at each site, and the available equipment. The Department owns 51 BOD printers, and we explored the potential of renting additional BOD units. However, the vendor was not willing to provide that as an option.

The reduction in number of trained staff support was based on an internal decision to adhere to our approved budget. The table below summarizes the deployment of resources at all 20 early voting sites. Overall, there was an increase in equipment deployed over 2008 levels.

MIAMI-DADE COUNTY ELECTION DEPARTMENT
NOVEMBER 6, 2012 GENERAL ELECTION – AFTER ACTION REPORT

EARLY VOTING RESOURCE DEPLOYMENT (2008 vs. 2012)					
Resources	2008 (Final)	2012 (Original)	2012 (Net Add)	2012 (Final)	Net Change
Optical Scanners	124	156	33	189	52%
Privacy Booths	622	1,090	78	1,168	88%
Evid Check-in stations	107	97	1	98	- 8%
BOD Printers	50	49	1	50	0%
Staff	558	450	79	529	- 5%
Voter Turnout	326,170			235,727	- 28%

Evid check in technology is used at all early voting locations. Evids are electronic poll books that allow a voter to swipe a driver's license for a quick and efficient check-in. The Evids are connected to the BOD printers so that, once a voter checks in, their specific ballot will be printed at a different station.

We learned from the 2008 election that the ratio of Evids to BOD printers is important in order to prevent a bottleneck at the printer. Only 2 Evids should be connected to a printer. This is why the table reflects the number of Evids allocated in 2012 was slightly less than in 2008.

Occasional delays were observed at ballot distribution tables when BOD printers needed to be serviced to clear paper jams or replace paper and toner. During these times, early voting staff slowed down the check-in process to avoid backups at the ballot distribution tables when ballot printing was interrupted. One additional Evid check-in station was deployed during early voting at the North Miami Public Library because an additional BOD printer had been added. As stated above, it is important to maintain a balance between the number of Evid voter check-in units and BOD printers in order to prevent a bottleneck at the printer.

Countywide, an additional 78 privacy booths, 33 scanners, and 79 poll workers were deployed during the last five days of the early voting period as summarized in the above table. The factors considered in assessing how much equipment to add at each site included the type of equipment needed, available space at the site, and the available staff trained to support the equipment. Attachment 1 illustrates the original equipment allocation at each early voting site, and the additional scanners and voting booths that were deployed at those locations. Additionally, some locations were completely reconfigured to allow for more equipment and staff:

- On October 30, the North Miami Library was reorganized and 24 privacy booths and 3 scanners were added
- On October 31, the Coral Reef Library was reorganized and 30 privacy booths and 4 scanners were added
- On November 1, the Miami Lakes Library was reorganized and 24 privacy booths and 3 scanners were added

MIAMI-DADE COUNTY ELECTION DEPARTMENT

NOVEMBER 6, 2012 GENERAL ELECTION – AFTER ACTION REPORT

Even though Miami-Dade County chose to offer the maximum number of hours allowable by law, the state's reduction of early voting from 14 days to 8 days coupled with ballot length, impacted voter turnout. Approximately 90,000 fewer voters participated in early voting in 2012 when compared to 2008. This contributed to the long lines experienced during Early Voting, and likely contributed to the large number of voters waiting until Election Day to cast their ballot. The additional effect of ballot length reduced the number of voters who could be processed as it took voters longer to vote their ballot and to insert it into the scanner.

The size and configuration of each early voting site varies greatly, and the state's restriction on the type of facilities that may be used for early voting activities considerably limits our ability to accommodate a larger number of voters at many sites. Although the number of sites could have been increased, it was not contemplated in the planning process. Once early voting began and the need arose, the state's requirement to designate sites 30 days prior eliminated this as an option.

Evaluations of the lines and productivity at sites were conducted on a daily basis using feedback from supervisors, managers and stakeholders in the field. During this time, my senior staff and I personally visited our largest early voting sites to conduct onsite reviews of the space and capabilities of staff. It was determined that a disproportionate amount of time was spent by voters completing the lengthy ballot at the privacy booths and inserting the ballots into the scanners. While this was not unexpected, I was able to work with municipal officials and library managers to expand our space where possible and deployed available back-up equipment at each site to alleviate bottlenecks.

In addition, requests for resources were being received from different voter advocacy groups, and we provided opportunities for several groups to voice their concerns and recommendations with my office as requested. Their concerns were heard and requests for additional equipment and staff at several locations were successfully implemented where space and availability permitted.

Departmental Recommendations:

- Staffing ratios should be commensurate with the complexities of the election; schedule deployment of additional equipment and staffing in the original allocation.
- Increase the number of early voting sites depending on the type of election. Presidential Elections should have the most number of sites, with gubernatorial next, and countywide elections according to historical turnout. Staff is assessing the viability of existing city halls and libraries for future use as early voting sites, in accordance with current state statute.
- Replace BOD technology with more advanced technology currently in the state certification process and purchase additional Evids to support the increased number of early voting sites for presidential elections. This technology and the related fiscal impact are described in Attachment 2 and will be included in future budget requests.

MIAMI-DADE COUNTY ELECTION DEPARTMENT
NOVEMBER 6, 2012 GENERAL ELECTION – AFTER ACTION REPORT

Legislative Recommendations:

- The County's critical priorities for the 2013 Legislative Session should include an extension of the availability to 9 days to include the Sunday before Election Day. *(Note: This recommendation was amended from 14 days to 9 days to reflect the action taken by the Mayor's Elections Advisory Group on December 14, 2012).*
- The County's critical priorities for the 2013 Legislative Session should include the expansion of allowable sites for use during early voting. Many of our current sites, which are limited to public libraries and city halls, are inadequate to accommodate the number of voters in Miami-Dade County. *(Note: This recommendation was endorsed by the Mayor's Elections Advisory Group on December 14, 2012).*

**MIAMI-DADE COUNTY ELECTION DEPARTMENT
NOVEMBER 6, 2012 GENERAL ELECTION – AFTER ACTION REPORT**

Absentee Voting

The Elections Department processed a record number of Absentee Ballots (ABs) for the 2012 General Election, surpassing the 2008 mailings and returns by 49% and 38% respectively. In conformance with the law, Absentee Ballots were mailed to overseas voters on September 22 and to domestic voters on October 5. Leading up to the election, an average of 2,500 ballot requests were received per day - up to 7,000 on some days. The law currently permits the canvassing of returned absentee ballots 15 days prior to Election Day. Over 74,000 ballots had been returned by the 15th day prior to the Election, putting the Department at a management and processing disadvantage with the large number of ballots continuously being returned on a daily basis. Our ability to canvass absentee ballots at least 20 days prior to the election would have contributed to more efficient management of the unanticipated volume.

Outgoing and incoming absentee ballots were processed using an automated mail balloting system (Reliavote) that tracks the status of each ballot. The Department processed the longest ballot in County history, having scanned 244% more ballot pages than was scanned in 2008, as shown in the table below. Absentee voter assistance was at an all-time high, with an average of 2,000 calls received daily beginning early October – peaking at 7,500 calls on Election Day.

ABSENTEE BALLOT PROCESSING			
	2008	2012	% Increase
Absentee Ballots Mailed	207,667	310,311	49%
Absentee Ballots Returned	177,550	243,953	38%
Number of Ballot Styles	68	105	54%
Number of Ballot Pages	2	5 to 6	300%
Number of Ballot Pages Scanned	355,100	1,219,765	244%

Absentee Voting was also enhanced through our Supervised Voting Program. During this time, we visited 36 assisted living facilities across the County as a part of our absentee voting outreach efforts. We assisted 680 voters in casting their vote. Protecting their right to vote, in accordance with the procedures provided in state statute for supervised voting, was important in ensuring that the elderly and voters with disabilities were able to cast their vote with privacy and ease.

Preparation

In early Spring 2012, we realized the possibility of a 5-6 page ballot due to discussions surrounding constitutional amendments, and after communicating with municipalities interested in holding their election in conjunction with the 2012 General Election. Expansion of our existing absentee ballot processing equipment was required. Reliavote did not contain a sufficient number of inserters in order to accommodate the lengthy ballot, so staff began discussions with the vendor regarding options to procure a new inserter prior to the General Election.

A plan was outlined with the vendor to build the replacement inserter and install it between the August 14, 2012 Primary Election and the November 6, 2012 General Election. This schedule was necessary because the existing inserter was needed from June 25 to August 10 to mail ballots for the Primary Election. Extensive testing was conducted during this time including evaluations to determine the correct envelope size, component testing, assessment testing of the completed system by Elections staff, and acceptance testing after installation at the beginning of September.

MIAMI-DADE COUNTY ELECTION DEPARTMENT

NOVEMBER 6, 2012 GENERAL ELECTION – AFTER ACTION REPORT

A planning decision was made that all systems must be able to support up to an 8 page ballot set for the General Election and all future elections. Therefore, other system modifications were also required to accommodate the lengthy ballot:

- The voter registration system stores the ballot style code and the associated page numbers for each voter in an election. When a voter requests an absentee ballot, a record is passed to Reliavote that contains the page numbers of the ballot set that is to be mailed to the voter. Modifications were required to the voter registration system to expand the number of page codes the system could store from 6 to 8. The absentee ballot interface file between the voter registration system and Reliavote was also modified to increase the number of pages per style from 5 to 8.
- The Ballot Order Tracking (BOT) system required modifications to expand the ballot order page numbers from 5 to 8 pages. The BOT system generates a ballot order for Internal Services Department (ISD) Print Services to import into their system. The ballot order contains the quantity of ballot pages to print for each ballot style and the number of ballot sets that are to be collated. The BOT system is also used to record the inventory of ballot pages and ballot sets delivered from ISD after printing.
- The absentee ballot scanning capacity was increased by 50% by renting 3 additional high speed scanners (M650s) to supplement the existing 6 scanners.
- Absentee ballot envelopes were redesigned and return postage provided

Mailing of Absentee Ballots

In July, the Department met with United States Postal Service (USPS) representatives, as is customary, to discuss the high volume of ballots we were going to mail for the Primary and General Elections. They were advised of the procedures we have in place to contact them prior to delivering the ballots so they are aware and properly staffed. During the General Election cycle however, we experienced a number of issues with the USPS.

- High volume of mail belonging to other states and counties: The week of October 16, the USPS was alerted that we were receiving approximately 150 ballots a day belonging to other counties and states. The USPS indicated the postal workers were looking at the elections mail logo instead of the address where the ballot was to be delivered. They indicated this was a training issue and they would handle it accordingly. Although the volume minimized, we advised them that this issue continued through Election Day.
- Delays in Delivery of Ballots: The Department began receiving calls from voters indicating they were not receiving their ballots, which caused us to issue duplicate ballots to these voters. The USPS was contacted and explained they had a high volume of campaign mail. The local ballots were taking 1 to 3 days and the out-of-state 3 to 5 days to deliver due to the volume. We advised this was unacceptable and the USPS managers agreed to communicate with the various post offices to alleviate this issue.
- Undelivered ballots returned to Elections: On November 2, fifty-two (52) ballots were returned to the department undelivered. The USPS was alerted and indicated that they would research the problem and contact us. On November 5, the ballots were, again, taken to the USPS for delivery. USPS representatives could not determine specifically what caused the error; however, they acknowledged it was an isolated incident in which staff inadvertently placed the ballots in the incoming instead of the outgoing mail trays.

MIAMI-DADE COUNTY ELECTION DEPARTMENT
NOVEMBER 6, 2012 GENERAL ELECTION – AFTER ACTION REPORT

In-Person Absentee Voting and Ballot Drop-Off

The Department has always provided voters the opportunity to obtain their absentee ballot in person, and in previous years, the highest volume of in-person absentee ballot requests occurred the Monday prior to and on Election Day. However, during this election cycle, the demand for in-person absentee voting began on October 9, almost four weeks prior to Election Day. The Department began servicing approximately 100 voters per day to pick up and cast their ballot. Because of the limited space in the Elections headquarters and satellite office, the efficiency of managing such a high volume process was closely monitored. Procedures and space were modified as needed in order to accommodate voters, and the number of voters continued to increase daily until the commencement of early voting.

After early voting concluded, more than 400 people per day arrived at Elections headquarters between Sunday and Election Day to request and cast an absentee ballot in person. A separate operation was set-up for voters wishing to drop off their ballots in person. The unprecedented number of voters returning ballots on the Monday prior to and on Election Day was significant, and staff acted quickly to enhance operations and add staff to minimize the wait time for returning ballots. We serviced more than 12,000 voters between Sunday and Election Day between those voting in office and returning ballots in person.

Processing of Absentee Ballots

In 2008, the State did not require that absentee ballots received on Election Day be canvassed and reported in the Election Night results. Prior to 2012, ballots received late on Election Day were canvassed and tabulated the day after the election and reported in the first set of unofficial results. In 2012, the state directed that, after the initial reporting of ballots tabulated prior to Election Day and during Early Voting, all absentee ballots received must be canvassed and results updated every 45 minutes until complete.

This directive required the County's Canvassing Board to work from 3:00 p.m. on Tuesday, Election Day until 5:00 p.m. on Wednesday. This directive and the length of the ballot placed a heavy burden on the ballot processing and tabulation operations to complete the processing of 26,262 ballots received on Monday plus 17,730 ballots received on Election Day for a total of 43,992 via mail. Additionally, approximately 12,000 ballots were processed through in-person drop off for a total of 55,992 ballots that were received from all sources.

STATE CANVASSING & RESULTS REPORT REQUIREMENTS		
Reporting Deadlines	2008 State Requirements	2012 State Requirements
First Results Reporting Requirement (Early Voting and Pre-Election Day Ballots)	By 7:45 p.m.	7:15 p.m. and 7:30 and every 45 minutes until complete
Canvassing Requirement - Ballots Received on Election Day	Canvassing Board Discretion	Continuously, until all ballots have been canvassed
Completion of Election Day Tabulation	Wednesday - 5:00 p.m.	Thursday - 12 noon
State Reporting Deadline for 1st Set of Unofficial Results	Saturday – 12 noon	Saturday – 12 noon
Absentee Ballots Cast	177,550	243,953
Total Ballot Pages Scanned	355,100	1,219,765

MIAMI-DADE COUNTY ELECTION DEPARTMENT
NOVEMBER 6, 2012 GENERAL ELECTION – AFTER ACTION REPORT

The Reliavote sorter is used to process returned ballots and to sort outgoing ballots. Outgoing ballots are sorted into zip code groups and scanned to capture the mailing address image. Incoming ballots are processed through the sorter three times - signature scan, rough sort to precinct groupings, and lastly, fine sorted/sliced to the individual precinct level.

There are a number of specific steps involved in the Reliavote automated processing of absentee ballots. Each step requires a variable amount of time, depending on the number of ballot pages being processed. The table below describes the approximate times in each step to process 50,000 ballot pages, or approximately 10,000 ballot envelopes for the General Election. It takes approximately 20 hours of system processing and 7 hours of manual processing utilizing approximately 139 employees and 668 man-hours to prepare 10,000 returned absentee ballots for tabulation.

ABSENTEE BALLOT PROCESSING STEPS – 10,000 BALLOTS					
Step	Description	System Processing Time	No. Staff	Manual Process	Staff Hours
Step 1	Scan Incoming Mail – Reliavote	2 hours	2	0	4
Step 2	Export Signatures – Reliavote	4 hours	0	0	0
Step 3	Signature Review – AB Staff	0	20	2 hours	40
Step 4	Sorting & Slicing – Reliavote	6 hours	3	0	18
Step 5	Opening – AB Staff	0	90	5 hours	450
Step 6	Scanning – Tabulation Staff	7 hours	22	0	154
Step 7	Uploading Results – Tabulation Staff	1 hour	2	0	2
TOTAL:		20 hours	139	7 hours	668

At 2:30 a.m. on Election Day approximately 35,238 ballots remained to be processed when the Reliavote sorter experienced a 12 hour mechanical breakdown. We engaged the vendor in parallel approaches to repair the sorter equipment: 1) the broken part was taken to a nearby American Express facility for rebuilding, and 2) a new part was ordered via express shipping. The 12 hour productivity loss negatively impacted our ability to meet our goal to upload final Election Day results on Wednesday night.

When there are large volumes of ballots to both mail and return, the sorter becomes the critical resource. The outgoing and incoming processes may take several hours to complete. Delays put the Department at risk of not meeting statutory deadlines to mail ballots and maintain internal tabulation schedules. Staff is currently analyzing replacement of the current ballot sorter with two sorters that will provide significant performance improvements and eliminate the resource dependence between outgoing and incoming ballot processes during major elections. Having two sorters will also provide redundancy during the critical days before Election Day when ballot volumes are high and processing deadlines are pressing. Attachment 2 illustrates the potential productivity enhancements with the purchase of newer sorter technology.

An important step in the absentee ballot process is the manual verification of a voter's' signature on the ballot certificate envelope. This process requires substantial resources of up to 100 seasonal employees. In recent years, the Department researched the possibility of implementing automated signature verification software to streamline this process. Extensive testing was conducted with the vendor; however, after several discussions major concerns were noted with the acceptance rate and confidence level of the signature verification solution. The Department recently contacted other jurisdictions that use such a system, and continues to explore the feasibility of using an automated system to verify signatures on absentee ballots. We are

MIAMI-DADE COUNTY ELECTION DEPARTMENT NOVEMBER 6, 2012 GENERAL ELECTION – AFTER ACTION REPORT

exploring several options to provide the highest acceptance rate and confidence level. This is further described in Attachment 2.

Staffing Challenges

The Elections Department currently has 91 full time positions; a reduction of 29 employees from 2008. In conducting countywide elections, especially one of this magnitude, full time employees become critical in supervising up to 1,000 seasonal employees. The Absentee Ballot section uses the highest number of seasonal employees, up to 300, for the data entry; voter registration; absentee ballot; and customer service aspects of voter services.

Hiring seasonal employees has many challenges, as applicants do not find these positions attractive due to the short length of the assignment and their concerns with reestablishing interrupted unemployment benefits. Retention of seasonal employees that we successfully hire is another challenge. Our seasonal employees are eligible to apply for permanent County positions in other departments, and leave the Department for permanent positions elsewhere. This contributes to the loss of experience and organizational knowledge, and a loss of productivity due to the time required to complete the recruitment and hiring process and train replacement staff.

Another challenge is the fatigue factor. The inability to recruit and hire a sufficient number of dependable seasonal employees increases the need for committed staff to work numerous hours of overtime. Current staffing levels do not allow for shift work to support 24 hour operations when there is a demand. While we do not have sufficient space with the required infrastructure to house seasonal staff during major election cycles, this is addressed by securing space in other County department buildings. These partnering efforts have been invaluable during major elections.

Departmental Recommendations:

- Anticipate budgetary needs to increase the number of full time and seasonal employees to implement 24 hour operations when necessary to meet demand of large scale elections (e.g. presidential, gubernatorial).
- Expand recruiting opportunities to more aggressively target employment agencies such as the South Florida Workforce Investment Board, as well as local high schools, colleges and universities, and job fairs.
- Establish stronger contingency plans for mechanical breakdowns of equipment; the Department will seek budgetary approval to modify the Reliavote contract to include 24 hour maintenance support during major elections.
- Increase capacity for space and phone licensing to engage a larger number of call takers to effectively manage high call volumes.
- Research and procure an automated signature verification solution compatible with the Department's Voter Registration and Absentee Ballot processing systems.
- Purchase one replacement Reliavote sorter, and purchase or lease an additional sorter, so outgoing and returned ballots can be processed simultaneously and help to resolve the sorter bottleneck in an election of this magnitude. The fiscal impact is described in Attachment 2.

MIAMI-DADE COUNTY ELECTION DEPARTMENT
NOVEMBER 6, 2012 GENERAL ELECTION – AFTER ACTION REPORT

Legislative Recommendations:

- The County's critical priorities for the 2013 Legislative Session should extend the number of days the Supervisor of Elections is permitted to canvass absentee ballots. *(Note: This recommendation was endorsed by the Mayor's Elections Advisory Group on December 14, 2012).*
- The County's critical priorities for the 2013 Legislative Session should include changing the term "Absentee Voting" to "Vote by Mail" to more accurately reflect the voting method. *(Note: This recommendation was endorsed by the Mayor's Elections Advisory Group on December 14, 2012).*

MIAMI-DADE COUNTY ELECTION DEPARTMENT

NOVEMBER 6, 2012 GENERAL ELECTION – AFTER ACTION REPORT

Election Day

Preparation

Preparations for Election Day voting began months in advance, particularly with poll worker training and equipment preparations.

- Training for over 8,900 poll workers began just days after the August Primary
- The Election Ready outreach campaign shifted focus from the Primary election to begin educating voters about the length of the ballot and how to prepare
- Sample ballots were mailed to every voter's household and distributed at outreach events
- A memorandum sent to the Board on October 18 requested assistance to educate voters in every district about the importance of voter preparedness and our anticipation of long lines. My office also distributed it to municipalities, candidates, political parties, and to the state Division of Elections in order to request assistance in educating voters and candidates about the importance of preparedness.
- Extensive testing of election equipment and quality assurance was conducted in all levels of the operation

Equipment Allocation

Before any functional or programmatic testing can be conducted, the Department must consider assumptions for the allocation of Election Day equipment. In preparation for the General Election, a decision was made to take into consideration the historical habits of Miami-Dade voters who have increasingly voted before Election Day. Assumptions were modified to anticipate a similar number of Election Day voters who turned out in prior presidential elections where early voting and absentee voting were both in place.

The 2008 presidential election had 30% voter turnout on Election Day. Equipment allocation assumptions for Election Day in the 2012 General Election were slightly increased to 35% of total registered voters. As reported below, Election Day turnout shows our assumptions were consistent. Election Day equipment allocation countywide is reflected in Attachment 3. While we relied on historical voting habits and encouraged voters to vote early and by mail, we did not anticipate the ramifications of the 5 page ballot.

HISTORICAL VOTER TURNOUT BY VOTING METHOD								
Election	Total Registered Voters	AB Voters	%	ED Voters	%	EV Voters	%	Overall Turnout %
11/07/00 General	909,456	45,692	5	608,167	67	N/A	-	72
11/02/04 General	1,058,799	101,062	10	433,824	41	244,067	23	74
11/04/08 General	1,253,428	177,550	14	368,540	30	326,170	26	70
11/06/12 General	1,313,850	243,953	19	408,353	31	235,727	18	68

As previously stated, the decision to postpone re-precincting prior to this election created “split” precincts across the county where multiple ballot styles existed in a single polling location. The department allocated a separate optical scanner for each split precinct, which is necessary for reporting requirements. We received reports from the public that scanners were sitting idle in some precincts. After assessment, we were able to confirm that the separate programming and allocation of scanners unique to split precincts created the misperception that some ballot

MIAMI-DADE COUNTY ELECTION DEPARTMENT NOVEMBER 6, 2012 GENERAL ELECTION – AFTER ACTION REPORT

scanners were underutilized while others were being over utilized. The Department's re-precincting plan will eliminate this issue.

Based on our assessment of equipment needs, in May the Department requested and received budget approval to lease an additional 200 optical scanners. However, in an abundance of caution, we negotiated with the vendor to ship 400 units with the agreement that if we did not need all of them and they remained unopened, we would not be charged for them. 200 units were opened, programmed and deployed during Early Voting, and prepared for redeployment as back up units on Election Day as described below.

In an attempt to be proactive, an analysis was conducted on the last day of early voting to identify Election Day polling locations with the highest number of registered voters and the fewest number of early and absentee ballots cast, with the expectation that those precincts would have a high Election Day turnout. A total of 41 precincts were identified and one additional scanner (from the back up units) for each precinct was deployed on the morning of Election Day.

As a result of staff analysis and feedback received throughout Election Day, we developed a plan to deploy an additional 126 ballot scanners. In total, 167 scanners were prepared for deployment. This information is referenced in Attachment 3. Staff was able to confirm that 66 scanners were delivered and put into operation. While we believe the additional 101 scanners were delivered, the transfer of custody forms normally used to validate delivery were not available. Accountability procedures were followed inconsistently. This is an area that requires additional controls, and emphasis will be placed on the importance of this for future elections.

Election Day Activities Analysis

Miami-Dade County manages 829 precincts at 541 polling locations across the County. The Election Board is the team of poll workers who have different responsibilities at these sites, as shown in the table below.

ELECTION BOARD POSITION DESCRIPTIONS		
Position	Staffing	Job Description
Clerk	1	Responsible for the management of the entire polling place and all voting activities; exercises to determine what activities are disruptive to voters.
Assistant Clerk	1	Assists the Clerk in any capacity.
Election Specialist (ES)	1	Responsible for optical scan equipment and voter eligibility verification. Transports voted ballots & media. All are County employees.
Poll Deputy	1	Manages the solicitation boundary outside the polling place.
Inspector	5-10	Check-In, Ballot Distribution, Privacy Booths, Optical Scanners. The number of Inspectors varies based on the size of the precinct.

Precinct Clerks have a great deal of responsibility in the management of a polling location. The laws that govern voting in Florida require the use of many different affirmations, certificates, and other paperwork necessary to ensure the integrity of the voting process and protect the rights of voters. A poll worker can only become a Clerk with Election Day experience, and the more experience a Clerk gains, the more valuable they become to the Department.

MIAMI-DADE COUNTY ELECTION DEPARTMENT

NOVEMBER 6, 2012 GENERAL ELECTION – AFTER ACTION REPORT

The feasibility of adding senior-level County employees to further support polling place management will be explored. Utilizing County employees to support the management of polling locations for future elections will improve overall dependability and effectiveness. While County employees are used as poll workers in certain capacities, they only comprise about 16% of the staffing for a presidential election and their responsibilities are technical rather than management-focused. We will work with other County departments to identify senior level managers who can support this effort.

On Election Day, my senior staff and I received a high volume of calls from staff, political parties, candidates, and other stakeholders who provided feedback about the voting experience in the field. My staff met with these groups in advance and provided direct contact numbers so that we could receive information and be able to quickly respond to concerns throughout the day. To do so, a team of 61 Administrative Troubleshooters (ATs) were trained and deployed to serve as our eyes and ears on Election Day. ATs were assigned 10-12 polling locations for issues arising throughout the day. They were trained in all poll worker positions so they could identify where procedures were not being followed and ensure on-the-spot training as needed. For an election of this magnitude, additional resources should be allocated in order to deploy a more extensive network of troubleshooters, reducing response times.

Voter Distribution Among Precincts

It is clear that the number of registered voters is spread inconsistently across polling locations countywide. The largest 25 polling locations range from a minimum of 4,803 voters up to a maximum of 8,745 voters at one location. The smallest polling location in Miami-Dade County has only 90 voters. However, while the average number of voters per voting location is 2,380; only 28 of our polling locations have between 2300 and 2400 voters. With those broad variations, it is understandable why some locations had a smooth operation and others had challenges.

Every ten years, federal, state, and local reapportionment takes place after the decennial census. While the Board of County Commissioners adopted their local redistricting plan on December 19, 2011, the state was not cleared by the courts to put their new district maps into effect until April 30, 2012. In early April, the Department began conducting a thorough analysis of voter distribution among all polling locations and developed a comprehensive re-precincting plan.

This project targeted the deletion of all split precincts, thereby reducing the number of ballot styles and the risk of distributing the wrong ballot. This plan also redistributed voters to nearby new or existing polling locations in order to reduce the number of voting locations and travel time. Voter distribution was based on historical Election Day voter turnout.

This was an aggressive plan during a year of reapportionment, which could have caused voter confusion during a high turnout election. Consequently, several County Commissioners expressed concerns regarding the timing of the plan. As a result, the Department recommended delaying re-precincting until 2013 to avoid voter confusion and inconvenience and during a major election year.

The Department's approach to re-precincting in 2013 will target the deletion of split precincts and create a uniform distribution of total registered voters across the County. Ideally, the maximum registered voter count per precinct/polling location would be 2,500. This would result in approximately 520 precincts/polling locations across the County, based on the current 1.3 million registered voters. There may be an increase in precincts/polling locations depending on the number of voters within the constraints of current district/boundaries. This will be thoroughly analyzed and a plan presented to the Board for approval in the upcoming year.

MIAMI-DADE COUNTY ELECTION DEPARTMENT NOVEMBER 6, 2012 GENERAL ELECTION – AFTER ACTION REPORT

This type of uniformity will improve the allocation of equipment and service to Miami-Dade voters. Additional staff will be required during the tenure of this project to ensure that all existing and new polling locations are surveyed to conform to the needs of the community and election process, as well as compliance with ADA regulations. This project will encompass a precinct by precinct grading system to evaluate criteria based on geographical location, facility size and accessibility, distance for voter to travel, and long term availability.

Polls Closing Analysis

On Election Night, one of the Clerk's responsibilities is to contact our Call Center (Election Central) at headquarters once closing procedures are complete and the Election Specialist (ES) leaves the polling place to transport voted materials to the central collection center. That is the time at which the precinct is considered "closed." Once the call is made to Election Central, the ePrecincts system captures the time of the call and reports that time as the closing time for the precinct(s).

There can be broad variations in the closing times reported to Election Central, as there are occasions where the Clerk does not call as instructed. Staff in Election Central will begin calling those locations that have not yet called in after they have heard from a majority of precincts. Once it is confirmed that the precinct has been closed, that information is updated in the ePrecincts system at that time. In these cases, it does not reflect the actual time that the precinct closed, but rather the time that Election Central learned of the closing. The following summarizes the timing of polls "closed" on Election Day according to the ePrecincts system.

- By 8:00 pm, 18% of precincts were closed
- By 9:00 pm, 62%
- By 10:00 pm, 81%
- By 11:00 pm, 90%
- By 12:00 am, 95%
- By 1:00 am, 99%
- By 2:00 am, 100%

While this is valuable information, it is important to note that the time "closed" does not reflect when the last voter voted. Therefore, we reviewed the individual results tapes for these polling places, and the data shows this is a better indicator of wait times at the end of the night and the voter's experience on Election Day. For the purposes of our analysis, we focused on when the last voter voted. This is further described in Attachment 4, and it should be noted that only six sites had voters waiting in line after midnight.

For example, Precinct 176/147 (Senator Gwen Margolis Community Center) reported a closing time of 12:24 a.m. In discussions with staff, we learned that the last voter cast their ballot around 7:30 p.m. and they were closed around 9:30 p.m. This is consistent with the time printed on the results tapes from optical scanners at that location and records of the results transmission from the collection center. Therefore, the staff there simply forgot to call and report they were closed.

A debriefing was conducted with approximately 120 poll workers who managed those polling locations that were reviewed in order to solicit their feedback regarding lines and any operational concerns. This sample group included Clerks, Assistant Clerks, and Election Specialists, who may have had unique perspectives regarding contributing factors.

There were several common themes that were identified as process and procedural deficiencies that were factors contributing to long lines:

MIAMI-DADE COUNTY ELECTION DEPARTMENT

NOVEMBER 6, 2012 GENERAL ELECTION – AFTER ACTION REPORT

- *Length of the Ballot.* Poll workers complained about the amount of time it took voters to vote and scan their ballots. Some poll workers noted that additional privacy booths would have helped but the space was not available.
- *Voter Eligibility Verification.* Many poll workers suggested the need for two ES's and two laptops for the voter verification process in a presidential election. This process is critical to prevent double voting. The call volume in Election Central was very high and poll workers became frustrated waiting on hold while voters waited in line. When a voter is not listed in the precinct register or there is a question regarding a voter's eligibility, poll workers must call Election Central. The implementation of countywide electronic check-in technology will eliminate the need to verify voter eligibility through the Election Central.
- *Voter Check-In.* Each precinct receives one set of pre-printed precinct registers that are divided into 3 groups by surname (A-G), (H-O), and (P-Z) in an effort to speed up check in. However, at some locations the line for one group was very long while the line for another was nonexistent. This led to frustrated voters and poll workers. The implementation of countywide electronic check-in technology would eliminate this problem and improve the speed and accuracy of the check-in process.
- *Polling Place Size.* The size and configuration of polling places vary greatly from one location to the next. However, the size of the room should be commensurate with the number of voters assigned to that location. Based on this feedback, square footage was a factor that was included in the analysis of polls closing and will be a criterion in future re-precincting analyses.

Interviews with the staff who managed locations that performed well (with an early closing time while also handling a high volume of voters) and the administrative troubleshooters who monitored them were conducted to determine what worked well. None of these locations reported having more than 50 voters in line at the 7:00 p.m. statutorily defined time that polls must close. There were also common themes that were stated as factors contributing to early closing:

- Poll workers commented that their team performed well – they are confident, assertive and knowledgeable. Each of them report that the staff at their polling location has been together for a number of years, so there's a sense of familiarity and comfort with each other that translates to the voters.
- Clerk improvised and/or rearranged site throughout the day to manage flow of voters and actively engaged with the Poll Deputy in managing the line outside
- Poll workers reported they were able to think innovatively and took a proactive approach to managing their polling location.

Receiving this type of positive feedback was very important. As a result, we will accommodate poll workers requests to remain with their preferred team to foster familiarity and confidence, and will modify training procedures to ensure poll workers understand the importance of managing the flow of voters and communicating resource needs to headquarters.

Departmental Recommendations:

- Equipment needs to be readily available in the field for quick deployment as needed to polling places, utilizing geographically stationed deployment centers around the county.
- Equipment allocation should ensure a minimum of two scanners at each precinct.
- Explore the use of handheld field technology that may be integrated with the existing inventory and tracking system to enhance accountability in as-needed equipment deployment. This will have a fiscal impact, and a budget request will be submitted accordingly.

MIAMI-DADE COUNTY ELECTION DEPARTMENT

NOVEMBER 6, 2012 GENERAL ELECTION – AFTER ACTION REPORT

- Procure additional ballot scanners. An analysis of equipment needs is provided in Attachment 2. This will have a fiscal impact, and a budget request will be submitted accordingly.
- Purchase Evid technology or similar electronic check-in equipment based on the latest, state certified technologies available for implementation prior to the next presidential election. An explanation of the benefits of electronic check-in technology is also provided in Attachment 2. This will have a fiscal impact, and a budget request will be submitted accordingly.
- Purchase software technology to systematically track and evaluate poll worker attendance and performance. This will have a fiscal impact, and a budget request will be submitted accordingly.
- Hire additional staff to answer calls in Election Central in order to reduce hold times for poll workers calling to verify voter eligibility. This will have a fiscal impact, and a budget request will be submitted accordingly.
- Improve the functionality of polls closing software and develop poll worker inquiries to capture the time that the last voter cast a vote in each polling location.
- Work with the Management Planning and Performance Analysis (MPPA) Division of the Department of Management and Budget and the Department of Audit and Management Services as consultancy resources to conduct performance improvement analysis for polling place procedures and analysis of how long it takes the average person to cast their ballot.
- Reinforce the importance of communication from troubleshooters about any resource needs at their assigned polling locations.
- Conduct separate poll worker training classes for Poll Deputies prior to a presidential election that emphasizes line management and experience. This will have a fiscal impact, and a budget request will be submitted accordingly.
- Include operational needs assessment in Early Voting and Election Day Clerk trainings and empower Clerks make recommendations regarding the sufficiency of equipment and staffing allocations.
- Ensure that the appropriate supervisory/management level field assessments are performed during the early days of Early Voting.
- Engage senior-level County employees to support the management of polling locations during Presidential Elections. This recommendation may have a fiscal or operational impact that will be assessed.

Legislative Recommendations:

- The County's critical priorities for the 2013 Legislative Session should include the request that state constitutional amendments be held to the 75 word limit. *(Note: This recommendation was endorsed by the Mayor's Elections Advisory Group on December 14, 2012).*
- At the county level, a comprehensive, countywide re-precincting plan should be approved by the BCC in 2013 in order to eliminate split precincts, provide a more uniform distribution of voters, and allow ample time to notify voters of this change. *(Note: This recommendation was endorsed by the Mayor's Elections Advisory Group on December 14, 2012).*

ATTACHMENT 1 - EARLY VOTING EQUIPMENT ALLOCATION, 2012 PRESIDENTIAL ELECTION

2012 General Election Equipment Allocation													
Early Voting Sites		DS200 - OPTICAL SCANNERS			PRIVACY BOOTHS			EVIDS - CHECK IN STATIONS			BOD - BALLOT PRINTERS		
Site #	Site Name	Original	Net Added	Total	Original	Net Added	Total	Original	Net Added	Total	Original	Net Added	Total
1	North Dade Regional Library	8	3	11	100	0	100	5	0	5	3	0	3
2	North Miami Public Library	8	3	11	60	24	84	5	1	6	2	1	3
3	Lemon City Library	6	0	6	40	0	40	4	0	4	2	0	2
4	Aventura Government Center	8	0	8	60	0	60	5	0	5	2	0	2
5	Miami Beach City Hall	6	0	6	42	0	42	5	0	5	2	0	2
6	West Flager Branch Library	8	2	10	30	0	30	5	0	5	2	0	2
7	Coral Gables Library	8	0	8	60	0	60	5	0	5	2	0	2
8	South Dade Regional Library	8	2	10	70	0	70	5	0	5	3	0	3
9	Florida City – City Hall	6	2	8	30	0	30	4	0	4	3	0	3
10	West Dade Regional Library	10	2	12	75	0	75	6	0	6	2	0	2
11	W. Kendall Regional Library	8	4	12	75	0	75	6	0	6	3	0	3
12	Election Dept. (SOE Main)	8	2	10	21	0	21	5	0	5	3	0	3
13	Miami Lakes Public Library	8	3	11	35	24	59	5	0	5	2	0	2
14	SPCGC (SOE Branch)	10	0	10	100	0	100	6	0	6	2	0	2
15	Kendall Branch Library	8	3	11	55	0	55	5	0	5	4	0	4
16	Model City Library (Caleb)	8	1	9	90	0	90	5	0	5	2	0	2
17	JFK Library (Hialeah)	8	2	10	50	0	50	5	0	5	3	0	3
18	Coral Reef Library	8	4	12	45	30	75	5	0	5	3	0	3
19	City of Miami – City Hall	6	0	6	27	0	27	3	0	3	2	0	2
20	North Shore Branch Library	8	0	8	25	0	25	3	0	3	2	0	2
TOTALS:		156	33	189	1090	78	1168	97	1	98	49	1	50

* While the Elections Department owns 51 BOD units, 50 units were deployed to Early Voting sites.
The remaining unit was utilized at the Elections Department Headquarters to process in-person absentee ballots.

ATTACHMENT 2 – TECHNOLOGICAL ENHANCEMENTS

Absentee Ballot Technology

The Reliavote sorter is used in multiple steps to process absentee ballots. The sorter is the single component of Reliavote equipment used to process both outgoing and returned ballots.

Outgoing ballots are scanned to capture the outgoing envelope image and to sort the ballots in groups for pre-sorted postage discounts. Ballots that are returned by voters are processed through the sorter three times to prepare them for opening. The first sorter pass captures a digital image of the returned envelope and of the voter's signature. The signature images are exported to a server to prepare them for signature verification (a comparison between the incoming signature against the existing signature on the voter database.) During signature verification, the ballot records are updated to identify accepted ballots and challenged ballots. The current existing signature verification is a human process which can take 2-3 hours for 10,000 ballots. After signature verification the ballots are rough sorted twice. The two rough sorts breaks out the ballots into 39 precinct groupings (1-26, 27-53, 54-80 etc.) while out sorting the challenged ballots. After the two rough sort passes, the 39 precinct groups of accepted ballots are fine sorted (1,2,3 etc.) and sliced open in precinct order. The sliced envelopes containing the ballots are placed in trays in precinct order for ballot opening process.

Following are process time comparisons between the existing Reliavote sorter and new sorter technology:

<u>Current Pitney Bowes Olympus II Sorter / Actual time to process 10,000 Ballots in the November 2, 2012 General Elections</u>	<u>Time</u>	<u>New Pitney Bowes Vantage II Sorter / Estimated Time to process 10,000 Ballots</u>	<u>Time</u>
24k to 36K Cycle Speed		42k to 45k Cycle Speed	
Outgoing USPS Scan	2 Hours	Outgoing USPS Scan	13 Mins
Incoming Image Scan	2 Hours	Incoming Image Scan	13 Mins
Export Signature Batch for Verification	4 Hours	Export Signature Batch for Verification	20 Mins
Signature verification (human)	2-3 Hours	Signature verification (automated)	1 Hour
Incoming Scan Rough Sort	2 Hours	Incoming Scan Rough Sort	13 Mins
Incoming Sorting and Slicing	6 Hours	Incoming Sorting and Slicing	2 hours
Total Time	18-19 Hours	Total Time	3 Hours

Automated Signature Verification

One of the manual processes that require substantial resources in this process is the review of voter signatures on absentee ballots. State law requires that the voter's signature on the certificate envelope of the absentee ballot match the signature on record in the voter registration system. Due to the large number of staff required to handle the volume of ballots for a large election, this process is conducted primarily by seasonal staff who are trained to identify signature variations. Seasonal staff are managed by permanent staff who conduct quality assurance reviews and the review of signatures presumed invalid prior to canvassing board review.

ATTACHMENT 2 – TECHNOLOGICAL ENHANCEMENTS

In recent years, this Department has researched the possibilities of implementing automated signature verification software to our current operations in order to streamline this process. In 2009, we had discussions with our current vendor, Pitney Bowes, who had indicated at the time they were developing such a system to work in conjunction with our existing Reliavote equipment. Samples signature files were provided to the vendor and extensive testing was conducted over a period of months. It was anticipated that the software would be available within the first quarter of 2010; however, after several discussions the vendor noted major concerns with the acceptance rate and confidence level of the automated signature comparisons.

Pitney Bowes advised they did not recommend the software at that time, as efforts to implement it in San Diego demonstrated issues with the speed of the data transfer between Reliavote and the voter registration system. They continue to work on an automated solution and Pitney Bowes is currently setting up testing of a sample of our signatures to determine our possible “hit rate”, which refers to the frequency with which a signature is considered a match by the software. Under optimal conditions, a 20% hit rate might be achieved, which means that out of 10,000 signatures compared, 2,000 would be accepted as a match and 8,000 then need manual comparison.

Although it makes sense to pursue this automation with our current vendor in order to avoid a complete change-out of our Reliavote mail balloting system, we have continued to contact a number of other counties in Florida, as we continue to explore automated signature verification options. A number of other large counties have reported they have pursued the automation but will continue to conduct manual reviews as Miami-Dade currently does. Orange County uses the same Reliavote installment as Miami-Dade and currently uses the automated signature comparison module, but report that they have the system threshold set at a level where most signatures are manually verified.

We have also contacted King County in Seattle, Washington and the Oregon Department of Elections, since both have exclusive mail ballot elections and process a high volume of absentee ballots. Washington State requires that the automated signature verification software be certified by the state. Washington State certified software at the 40% acceptance rate and 30% confidence level. In their findings, they concluded that when they compare the state certified software verification system with their current process, it is not cost effective, and the confidence level is not there. In the State of Oregon, they use the same Reliavote equipment as Miami-Dade but they do not use an automated software verification system; their staff continues to manually verify signatures for all mail ballots in the state although they plan on exploring an automated system in the coming year.

The Department continues to explore the feasibility of using an automated system to verify signatures on absentee ballots. We are working with different vendors to explore options that provide the highest levels of acceptance rate and confidence level. Any vendor solution must integrate with our current technology.

The Election Department is analyzing replacement of the current ballot sorter with two sorters that will provide significant performance improvements and eliminate the resource contention between outgoing and incoming ballot processes. Two sorters will also provide redundancy during the critical days before Election Day when ballot volumes are high and processing deadlines are pressing.

ATTACHMENT 2 – TECHNOLOGICAL ENHANCEMENTS

<u>New Pitney Bowes Vantage II Sorter</u> With Automated Signature Verification			
Equipment	Units	Unit Cost	Total
Base Sorter System - Vantage Transport - rated 45k items per hour. Multi-Tier Stacker / 48 pockets each. Envelope slicer, double envelope detector, date and time endorsement printer.	2	\$ 639,924	\$ 1,279,848
Installation and Training	2	\$ 15,000	\$ 30,000
Site Server - HP G series - server rack, client workstation	1	\$ 25,985	\$ 25,985
Installation	1	\$ 6,000	\$ 6,000
Trade in Credit for existing sorter			\$ (115,000)
Total			\$ 1,226,833

Current Technology

All voting systems used in the State of Florida are required to pass certification tests conducted by independent testing services and the State Division of Elections. Voting systems are certified as complete solutions which include compatible software, voting equipment, data transmission equipment, and reporting tools that are specific to each vendors system.

The voting system used by Miami-Dade Elections for coding, tabulating, and reporting elections results is the Elections Systems & Software Unity Suite. The Unity software interfaces with proprietary ES&S DS200 precinct tabulators, ADA iVotronic touchscreen tabulators, and M650 high speed central tabulators. The tabulated results are aggregated in the reporting module and are output on paper reports and computer files that are formatted for specific needs.

Early Voting Technology

Currently, the equipment in use for the 20 Early Voting sites consists of EViD electronic poll books from VR Systems, Sentio ballot on demand (BOD) printers from Runbeck, DS200 ballot scanners, and iVotronic touchscreen units for ADA voting from ES&S.

Election Day Technology

Election Day precincts currently use preprinted precinct registers, preprinted ballots, and DS200 scanners. Currently, Election Day voters check-in, sign a hardcopy precinct register and receive their designated ballot. This precinct register confirms the voter is in their correct precinct and also serves as the record to indicate which voters should be given Election Day voter credit in the statewide voter registration system. Providing voter credit is one the Department's statutory requirements.

ATTACHMENT 2 – TECHNOLOGICAL ENHANCEMENTS

At the end of the election, staff inventories all precinct register books (registers) to ensure they were successfully returned from all 829 precincts. Once all registers have been accounted for, they are scanned into the Electronic Document Management System. Staff then proceeds with going through each register page (about half a million pages for each countywide election) to provide electronic credit to each voter who signed a register. The scanning process is completed in two days utilizing 10 employees with an additional 40 employees providing electronic voter credit.

After this, the process of reconciliation begins. The first phase of the reconciliation process is to determine if the number of voters who voted and the number of ballots cast match. A reconciliation report is generated to compare the number of signatures on the registers versus the number of ballots read through the optical scanners (ballots cast) in each precinct. This report is meticulously reviewed under the premise that for every signature on the register, there is a voted ballot that was tabulated. Any precinct that shows any variance between register signatures and ballots cast will be manually reviewed one-page at a time to compare the number of signatures on the hardcopy register page to the number of voters given credit electronically. Erroneous discrepancies are adjusted and others are documented with each round of review. Once this process is complete and fully reconciled, voters are officially given Election Day credit.

The second phase of the reconciliation process is to determine if there were any voters that voted more than once. After voters receive Election Day voting credit, staff reviews the Voter Irregularities Report, a tool that displays voters who potentially double voted, and compiles supporting documentation to correct any voter credit erroneously applied or the documentation for a voter who did in fact attempt to vote more than once (this data is then supplied to the State Attorney's Office for processing). This process is typically completed within two weeks utilizing 20 employees. The application of electronic poll books (EViDs) at Election Day precincts would provide a number of benefits to the Elections Department.

- For voters, the check-in process would be faster. Voters would be able to go to any of the check-in stations, as opposed to waiting in line to sign the register assigned to their last name.
- Voter eligibility would be determined accurately and on the spot as opposed to relying on poll workers to contact Elections and confirm a voter's eligibility. This would prevent voters who were not eligible (i.e. felons, deceased, or moved out of county before Election Day) from participating in the election. Non-eligible voters would be given a provisional ballot.
- The possibility of voters attempting to vote more than once would be eliminated.

520 sites	1040 Electronic Poll Books <i>Total</i>	\$1,601,600 <i>1,601,600</i>
------------------	---	--

ATTACHMENT 2 – TECHNOLOGICAL ENHANCEMENTS

Future Voting System Technology

The next generation of election system available from ES&S is ElectionWare. ElectionWare is currently certified with the current DS200 precinct scanners and DS850 high speed central ballot scanners. ElectionWare offers some benefits in election coding and ballot layout. The DS850 high speed scanner offers faster ballot scanning speeds, improved transport system for folded ballots, and out sorting capabilities for over and under voted ballots. In conjunction with ElectionWare ES&S is certifying a new voting device in 2013 called ExpressVote. This technology will combine touchscreen capability for vote selections and ballot on demand technology (BOD) to print a paper ballot in one device. The paper ballot can then be scanned in a DS200 scanner. This solution would negate the need to purchase BOD units for Early Voting, eliminate printing of Election Day and Early Voting ballots, eliminate the need for additional voting booths, and fulfill ADA voting requirements. This will result in a significant reduction in both Early Voting and Election Day ballot printing costs. The ExpressVote devices are scheduled for State certification in January 2013.

In preparation for the next meeting of the Elections Advisory Group a detailed costs benefit analysis of future technologies will be completed. This analysis will include the savings attributable to process efficiencies and improved staffing patterns as well as cost avoidance

ATTACHMENT 3 - ELECTION DAY EQUIPMENT DEPLOYMENT, 2012 PRESIDENTIAL ELECTION

POLLING LOCATION	PRECINCTS				PRIVACY BOOTHS				DS200 - OPTICAL SCANNERS									
Polling Place Name and Address	Precinct	Collocated Precinct	Collocated Precinct	Collocated Precinct	Original	ADA Original	Net Added	Total	Audio iVos	Original	Net added	Original	Net added	Original	Net added	Original	Net added	Total
Sunny Isles Beach Government Ctr 18070 Collins Ave	001.0	067.0			9	1		10	1	1		2						3
St Mary Magdalen Catholic Church 17775 N Bay Rd	002.0				5	1		6	1	2								2
Winston Towers Assoc.- Bldg 100 250 - 174 St	003.0				10	1		11	1	2								2
Intercoastal Yacht Club 16900 North Bay Road	004.0				8	1		9	1	2	1							3
Arlen House Condo West 500 Bayview Dr	005.0	068.0			10	1		11	1	2		1						3
Church By The Sea 501 - 96 St	006.0	012.0			7	1		8	1	1		1						2
Bay Harbor Town Hall 9665 Bay Harbor Tr	007.0				8	1		9	1	2								2
Ruth K Broad Elementary School 1155 - 93 St	008.0				4	1		5	1	1								1
Town of Surfside 9293 Harding Ave	009.0	010.0			15	1		16	1	3	1	1						5
Biscayne Elementary School 800 - 77 St	011.0				8	1		9	1	2								2
North Shore Branch Library 7501 Collins Ave	013.0				10	1		11	1	2								2
North Shore Park Youth Center 501 - 72 St	014.0				8	1		9	1	2								2
Normandy Shores Golf Club 2401 Biarritz Drive	015.0				3	1		4	1	1	1							2
North Bay Village 1700 John Kennedy CSWY #132	016.0				4	1		5	1	1								1
Treasure Island Elem School 7540 E Treasure Dr	017.0				9	1		10	1	2								2
Indian Creek Fire Station #4 6880 Indian Creek Dr	018.0				10	1		11	1	2								2
Normandy Park and Pool 7030 Trouville Esplanade	019.0				2	1		3	1	1	1							2
Miami Beach Fire Station #3 5303 Collins Ave	020.0	022.0			2	1		3	1	1		1						2
North Shore Park Youth Center 501 - 72 St	021.0	021.1			6	1		7	1	1		1						2
Miami Beach Fire Station #3 5303 Collins Ave	023.0				13	1		14	1	3								3
Nautilus Middle School 4301 N Michigan Ave	024.0				6	1		7	1	2								2
Miami Beach Fire Station #3 5303 Collins Ave	025.0				7	1		8	1	2	1							3
Temple Beth Sholom 4144 Chase Ave	026.0	028.0			6	1		7	1	1	1	1	1					4
Miami Beach Regional Library 227 - 22 St	027.0				3	1		4	1	1	1							2
North Beach Elementary School 4100 Prairie Ave	029.0				5	1		6	1	2								2
Miami Beach Botanical Garden 2000 Convention Ctr Dr	030.0				14	1		15	1	3								3

ATTACHMENT 3 - ELECTION DAY EQUIPMENT DEPLOYMENT, 2012 PRESIDENTIAL ELECTION

POLLING LOCATION	PRECINCTS				PRIVACY BOOTHS				DS200 - OPTICAL SCANNERS									
Polling Place Name and Address	Precinct	Collocated Precinct	Collocated Precinct	Collocated Precinct	Original	ADA Original	Net Added	Total	Audio iVos	Original	Net added	Original	Net added	Original	Net added	Original	Net added	Total
Miami City Ballet 2200 Liberty Ave	031.0	045.0			5	1		6	1	1	1	1						3
Miami Beach Regional Library 227 - 22 St	032.0				8	1		9	1	2								2
Miami Beach Sr. High School 2231 Prairie Ave	033.0	053.0			4	1		5	1	1		1						2
Miami Beach Botanical Garden 2000 Convention Ctr Dr	034.0				2	1		3	1	1	1							2
Miami Beach Sr. High School 2231 Prairie Ave	035.0				3	1		4	1	1	1							2
Miami Beach Police Athletic League 999 - 11th Street	036.0	039.0			15	1	6	22	1	2		2						4
Miami Beach City Hall 1700 Convention Ctr Dr	037.0				5	1		6	1	1								1
Veterans Foreign War Post #3559 650 West Ave	038.0				2	1		3	1	1								1
South Pointe Elementary School 1050 - 4 St	040.0				8	1		9	1	2								2
South Shore Community Center 833 - 6 St	041.0				10	1		11	1	2								2
Fienberg Fisher K-8 Center School 601 - 14 Pl	042.0				6	1		7	1	2								2
Miami Beach Police Department 1100 Washington Ave	043.0				2	1		3	1	1	1							2
South Pointe Park Community Center 1 Washington Ave	044.0				2	1		3	1	1								1
South Shore Community Center 833 - 6 St	046.0				7	1		8	1	2								2
Rebecca Towers 200 Alton Rd	047.0	048.0	066.0		14	1		15	1	1		2		1				4
Key Biscayne Community Center 10 Village Green Way	049.0	052.0			7	1		8	1	2		1						3
Key Biscayne Community Center 10 Village Green Way	050.0				11	1		12	1	2								2
Key Biscayne Community Center 10 Village Green Way	051.0				8	1		9	1	2								2
C. Lawton McCall Community Center 9617 Park Dr	059.0	179.0	180.0		2	1		3	1	0		1		1				2
C. Lawton McCall Community Center 9617 Park Dr	060.0	157.0	181.0		7	1		8	1	1		2		1				4
St. Basil Catholic Church Hall 1475 NE 199 St	061.0	210.0			7	1		8	1	0		2						2
Mt. Zion AME Church 15250 NW 22 Ave	062.0	234.0	269.0		11	1		12	1	0		1	1	2				4
New Birth Church East 13230 NW 7 Ave	063.0	064.0	238.0	239.0	21	1		22	1	0		0		1		4		5
Uleta Community Center 16880 NE 4 Ave	065.0	117.0	166.0		11	1		12	1	1		2		1				4
Phyllis R Miller Elementary School 840 NE 87 St	069.0				2	1		3	1	1								1
EI Portal Village Hall 500 NE 87 St	070.0	159.0			6	1		7	1	1		2						3

ATTACHMENT 3 - ELECTION DAY EQUIPMENT DEPLOYMENT, 2012 PRESIDENTIAL ELECTION

ATTACHMENT 3 - ELECTION DAY EQUIPMENT DEPLOYMENT, 2012 PRESIDENTIAL ELECTION																		
POLLING LOCATION	PRECINCTS				PRIVACY BOOTHS				DS200 - OPTICAL SCANNERS									
Polling Place Name and Address	Precinct	Collocated Precinct	Collocated Precinct	Collocated Precinct	Original	ADA Original	Net Added	Total	Audio iVos	Original	Net added	Original	Net added	Original	Net added	Original	Net added	Total
North Miami Elementary School 655 NE 145 St	071.0	138.0	170.0		6	1		7	1	1		1		1				3
Highland Oaks Elementary School 20500 NE 24 Ave	101.0	101.1			10	1		11	1	2		0						2
Aventura Comm Recreation Center 3375 NE 188 St	102.0	186.0			14	1		15	1	3		1						4
Aventura Government Center 19200 W Country Club Dr	103.0				13	1		14	1	3								3
Ojus Recreation Center 18995 W Dixie Hwy	104.0	104.1			6	1		7	1	1		2						3
Highland Oaks Middle School 2375 NE 203 St	105.0				6	1		7	1	2								2
Greynolds Park Elementary School 1536 NE 179 St	106.0				4	1		5	1	1								1
North Miami Beach Fire Station #31 17050 NE 19 Ave	107.0				3	1		4	1	1	1							2
New Horizons Condominium Assoc 1500 NE 191 St	108.0				9	1		10	1	2								2
Aventura Government Center 19200 W Country Club Dr	109.0				17	1		18	1	3								3
Marjorie/William McDonald Center 17051 NE 19 Ave	110.0				2	1		3	1	1	1							2
Commodore Plaza Tower II 2750 NE 183 St	111.0				20	1		21	1	4	1							5
Plaza Del Prado Condominium 18011 Biscayne Blvd	112.0				2	1		3	1	1								1
Point East Condominium 2895 Point East Dr	113.0				3	1		4	1	2								2
Marjorie/William McDonald Center 17051 NE 19 Ave	115.0				13	1		14	1	3	1							4
Uleta Community Center 16880 NE 4 Ave	116.0	116.1			3	1		4	1	1		1	1					3
John F Kennedy Middle School 1075 NE 167 St	118.0				3	1	3	7	1	1								1
Sabal Palm Elementary School 17101 NE 7 Ave	119.0				8	1		9	1	2								2
North Miami Beach Sr High School 1247 NE 167 St	120.0				2	1		3	1	1								1
Fulford United Methodist Church 1900 NE 164 St	121.0	134.0			4	1		5	1	1		1						2
Marjorie/William McDonald Center 17051 NE 19 Ave	123.0				12	1		13	1	3	1							4
Eden Isles Condominium 16975 NE 35 Ave	124.0				13	1		14	1	3	2							5
Highland Village 13621 NE 21 Ave	125.0	125.9			2	1	2	5	1	1		0						1
Fulford Elementary School 16140 NE 18th Avenue	126.0	126.1			7	1		8	1	2	1	1						4
Washington Park Community Center 15290 NE 15 Ct	127.0				14	1		15	1	3								3
Oak Grove Park 690 NE 159 St	128.0				9	1		10	1	2								2

ATTACHMENT 3 - ELECTION DAY EQUIPMENT DEPLOYMENT, 2012 PRESIDENTIAL ELECTION

ATTACHMENT 3 - ELECTION DAY EQUIPMENT DEPLOYMENT, 2012 PRESIDENTIAL ELECTION																		
POLLING LOCATION	PRECINCTS				PRIVACY BOOTHS				DS200 - OPTICAL SCANNERS									
Polling Place Name and Address	Precinct	Collocated Precinct	Collocated Precinct	Collocated Precinct	Original	ADA Original	Net Added	Total	Audio iVos	Original	Net added	Original	Net added	Original	Net added	Original	Net added	Total
North Miami Beach Church Nazarene 16450 NE 4 Ave	129.0				10	1		11	1	2								2
First Baptist Church of Greater Mia 15395 N Miami Ave	130.0				17	1		18	1	3								3
Thomas Jefferson Middle School 525 NW 147 St	131.0	132.0			10	1		11	1	2		1						3
Miami-Dade County Fire Station #19 650 NW 131 St	133.0	185.0			6	1		7	1	2		1						3
Sunkist Grove Community Center 12500 NW 13 Ave	135.0	172.0			21	1		22	1	4		1						5
Miami Union Academy 12600 NW 4 Ave	136.0	174.0			13	1		14	1	3		1						4
North Miami Jaycees 12100 W Dixie Hwy	137.0	137.1	139.0		5	1		6	1	1		1		1				3
Haitian Evangelical Baptist Church 14455 Memorial Hwy	140.0	189.0			11	1		12	1	2		1	1					4
North Miami Public Library 835 NE 132 St	141.0	175.0			8	1		9	1	2		1						3
Shalom Community Chruch 900 NE 132 St	142.0				14	1		15	1	3								3
First Church Of North Miami 1200 NE 135 St	143.0	144.0	144.1	144.2	15	1		16	1	2		1	1	1		1		6
Natural Bridge Elementary School 1650 NE 141 St	145.0				2	1		3	1	1								1
Keystone Park Community Center 13050 Ixora Ct	146.0				11	1		12	1	2								2
Senator Gwen Margolis Community Ctr 1590 NE 123 St	147.0	176.0			4	1		5	1	1		1						2
Beth Moshe Congregation 2225 NE 121 St	148.0				7	1		8	1	2								2
Senator Gwen Margolis Community Ctr 1590 NE 123 St	149.0	169.0			11	1		12	1	2		1	1					4
Senator Gwen Margolis Community Ctr 1590 NE 123 St	150.0	150.1	164.0		9	1		10	1	1	1	1		1	1			5
Ed Burke Recreation Center 11400 NE 9 Ct	151.0	151.1	177.0		8	1		9	1	1	1	1	1	1				5
Veterans of Foreign War Post #471 11911 W Dixie Hwy	152.0	152.1	178.0		7	1		8	1	1		2		1				4
Stanton Memorial Baptist Church 50 NE 119 St	153.0	153.1	153.2	153.3	11	1		12	1	1		1		1		1		4
Hubert O Sibley Elementary School 255 NW 115 St	154.0				6	1		7	1	2								2
Miami Shores Elementary School 10351 NE 5 Ave	155.0				6	1		7	1	2								2
Catholic Community SVC SR Center 9900 NE 2 Ave	156.0				6	1		7	1	2								2
Phyllis R Miller Elementary School 840 NE 87 St	158.0				2	1		3	1	1								1

ATTACHMENT 3 - ELECTION DAY EQUIPMENT DEPLOYMENT, 2012 PRESIDENTIAL ELECTION

ATTACHMENT 3 - ELECTION DAY EQUIPMENT DEPLOYMENT, 2012 PRESIDENTIAL ELECTION																		
POLLING LOCATION	PRECINCTS				PRIVACY BOOTHS				DS200 - OPTICAL SCANNERS									
Polling Place Name and Address	Precinct	Collocated Precinct	Collocated Precinct	Collocated Precinct	Original	ADA Original	Net Added	Total	Audio iVos	Original	Net added	Original	Net added	Original	Net added	Original	Net added	Total
Horace Mann Middle School 8950 NW 2 Ave	161.0	183.0			6	1		7	1	2		1						3
Soar Memorial Park 100 NW 83 St	162.0				6	1		7	1	2								2
Miami Dade County Fire Station #20 13000 NE 16 Ave	165.0	165.1	165.2	165.3	2	1		3	1	1		1		1		1		4
Carrie P. Meek Elementary School 2101 NW 127 St	173.0	240.0			14	1		15	1	1		3						4
Griffing Senior Citizens Center 12220 Griffing Blvd	182.0	187.0			3	1		4	1	1		1						2
Aventura Community Recreation Ctr 3375 NE 188 St	184.0				11	1		12	1	2								2
Henry Reeves Elementary School 2005 NW 111 St	188.0	268.0	268.1		8	1		9	1	1		1	1	1				4
Landmark Campus 20000 NW 47 Ave	201.0				9	1		10	1	2	1							3
Landmark Campus 20000 NW 47 Ave	202.0	290.0			9	1		10	1	2		1						3
North County Elementary School 3250 NW 207 St	203.0	203.1			11	1		12	1	2		1						3
Antioch Missionary Baptist Church 3330 NW 213 Terrace	204.0				3	1		4	1	1	1							2
Robert Renick Educational Ctr 2201 NW 207 St	205.0				6	1	2	9	1	2								2
Norland United Methodist Church 885 NW 195 St	206.0				20	1		21	1	4								4
Ro-Mont South Rec Hall 20314 NE 2 Ave	207.0	293.0			13	1		14	1	2		1						3
Lake Park Condominium 900 NE 199 St	208.0	208.1			13	1		14	1	2		1	1					4
Madie Ives Elementary School 20770 NE 14 Ave	209.0				13	1		14	1	3								3
Hibiscus Elementary School 18701 NW 1 Ave	211.0				3	1	1	5	1	1	1							2
Star Lakes Association Inc. 301 NE 191 St	212.0				10	1		11	1	2								2
North Dade Community Church 700 NW 175 St	213.0	294.0			12	1		13	1	3		1						4
Episcopal Church Of the Holy Family 18501 NW 7 Ave	214.0				12	1		13	1	3								3
Sierra Norwood Calvary Bapt Church 19101 NW 5 Ave	215.0				7	1		8	1	2								2
Grace United Community Church 901 NW 183 St	216.0				11	1		12	1	2								2
Hotel Roma Golden Glades 16805 NW 12 Ave	217.0	217.1			9	1		10	1	2		1						3
New Way Fellowship Baptist Church 16800 NW 22 Ave	218.0				6	1		7	1	2								2
Bunche Park Elementary School 16001 Bunche Pk School Dr	219.0				4	1		5	1	1								1
New Way Fellowship Baptist Church 16800 NW 22 Ave	220.0				8	1		9	1	2								2

ATTACHMENT 3 - ELECTION DAY EQUIPMENT DEPLOYMENT, 2012 PRESIDENTIAL ELECTION

POLLING LOCATION	PRECINCTS				PRIVACY BOOTHS				DS200 - OPTICAL SCANNERS									
Polling Place Name and Address	Precinct	Collocated Precinct	Collocated Precinct	Collocated Precinct	Original	ADA Original	Net Added	Total	Audio iVos	Original	Net added	Original	Net added	Original	Net added	Original	Net added	Total
Parkview Elementary School 17631 NW 20 Ave	221.0				10	1		11	1	2								2
Miami Gardens Church Of Christ 2255 NW 183 St	222.0				11	1		12	1	2								2
Cosmopolitan Baptist Church 3003 NW 207 St	223.0				9	1		10	1	2								2
Miami Carol City Senior High 3301 Miami Gardens Drive	224.0				10	1		11	1	2								2
Myrtle Grove Presbyterian Church 2961 NW 175 St	225.0				13	1		14	1	3								3
Golden Glades Elementary School 16520 NW 28 Ave	226.0				8	1		9	1	2								2
A. J. King Park 4230 NW 178 St	227.0				11	1		12	1	2								2
Carol City Middle School 3737 NW 188 St	228.0				3	1		4	1	1	1							2
Iglesia Adventista de Carol City 4450 NW 183 St	229.0				11	1		12	1	2								2
Lake Stevens Middle School 18484 NW 48 Pl	230.0	283.0			10	1		11	1	2		1						3
Bible Baptist Church 17701 NW 57 Ave	231.0				9	1		10	1	2								2
North Glade Elementary School 5000 NW 177 St	232.0	275.0			9	1		10	1	1		1	1					3
Florida Memorial University 15800 NW 42 Ave	233.0	276.0			10	1		11	1	2		1						3
Opa- Locka United Methodist Church 630 Sharar Ave	235.0				2	1		3	1	1	1							2
Westview Baptist Church Inc 13301 NW 24 Ave	236.0	313.0			6	1		7	1	2		1						3
Nathan B Young Elementary School 14120 NW 24 Ave	237.0	237.1			7	1		8	1	2		1						3
Miami Park Elementary School 2225 NW 103 St	241.0	241.1			8	1		9	1	2		1						3
Lakeview Elementary School 1290 NW 115 St	242.0	242.1			13	1		14	1	3		1						4
Faith Community Baptist Church 10401 NW 8 Ave	243.0	243.1			9	1		10	1	1		1						2
Twin Lakes Community Center 1221 NW 95 St	244.0				10	1		11	1	2								2
Bible Baptist Church 9801 NW 24 Ave	245.0	245.1			8	1		9	1	2		1						3
Mt. Zion Apostolic Temple 9300 NW 32 Ave	246.0	277.0			10	1		11	1	2		1						3
Madison Middle School 3400 NW 87 St	247.0				5	1		6	1	2								2
North Central Branch Library 9590 NW 27 Ave	248.0	248.1			13	1		14	1	3		1						4
Covenant Palms Housing Project 8400 NW 25 Ave	249.0	279.0			10	1		11	1	2		1						3
Mt Carmel Missionary Baptist Church 1745 NW 79 St	250.0				5	1		6	1	2								2

ATTACHMENT 3 - ELECTION DAY EQUIPMENT DEPLOYMENT, 2012 PRESIDENTIAL ELECTION

POLLING LOCATION	PRECINCTS				PRIVACY BOOTHS				DS200 - OPTICAL SCANNERS									
Polling Place Name and Address	Precinct	Collocated Precinct	Collocated Precinct	Collocated Precinct	Original	ADA Original	Net Added	Total	Audio iVos	Original	Net added	Original	Net added	Original	Net added	Original	Net added	Total
Arcola Lakes Community Park 1301 NW 83 Street	251.0				6	1		7	1	2								2
Arcola Park 1680 NW 87 Street	252.0	252.1			11	1		12	1	1		1						2
Palm Court Apartments 930 NW 95 St	253.0				5	1		6	1	2								2
The Highway Church Apostle Faith 2141 NW 76 St	254.0				9	1		10	1	2								2
Lillie C Evans Elementary School 1895 NW 75 St	255.0	255.1			3	1		4	1	1		1						2
Robert Sharpe Towers #1 103 NW 202 Ter	256.0				8	1		9	1	2								2
Saint James AME Church 1845 NW 65 St	257.0				5	1		6	1	2								2
NFL Yet Center/Gwen Cherry Park 7090 NW 22 Ave	258.0	258.1			3	1		4	1	1		1						2
Dayspring Missionary Baptist Church 2991 NW 62 St	259.0	278.0	278.1	278.2	7	1		8	1	2		1		1		1		5
	278.3				0	0		0	0	1								1
Dr. M. L. King Memorial Park 6000 NW 32 Ct	260.0	260.1			5	1		6	1	1	1	1						3
Olinda Elementary School 5536 NW 21 Ave	261.0	288.0			9	1		10	1	2		1						3
Mildred & Claude Pepper Towers 2350 NW 54 St	262.0	286.0			9	1		10	1	2		1						3
Lorah Park Elementary School 5160 NW 31 Ave	263.0	282.0			11	1		12	1	2		1	1					4
Kelsey L Pharr Elementary School 2000 NW 46 St	264.0	287.0	287.1		6	1		7	1	2		1		1				4
Opa Locka Senior Citizen Bldg # A 14295 NW 21 Ct	265.0	265.1	280.0		3	1		4	1	1		1		1				3
Jefferson Reaves Sr Park 3090 NW 50 St	266.0	281.0			2	1		3	1	1		1						2
Universal Truth Center 21310 NW 37 Ave	267.0				5	1		6	1	2								2
Miami-Dade County Fire Station #11 18705 NW 27 Ave	270.0				10	1		11	1	2								2
Cultural Arts Center 2105 Ali Baba Ave	271.0				2	1		3	1	1								1
Charles D Wyche, Jr Elementary 5241 NW 195 Dr	272.0				9	1		10	1	2								2
Landmark Campus 20000 NW 47 Ave	273.0				5	1		6	1	2								2
Carol City Elementary School 4375 NW 173 Dr	274.0				6	1		7	1	2								2
Melrose Elementary School 3050 NW 35 St	284.0	284.1	285.0		6	1		7	1	1		1		1				3
Miami Fire Fighter Benevolent Assoc 2980 NW S River Dr	289.0	289.1	550.0		9	1		10	1	1		1		2				4
Miami Gardens Elementary School 4444 NW 195 St	291.0				4	1		5	1	1								1
Freewill Christian Center 3405 NW 189 St	292.0				7	1		8	1	2								2

ATTACHMENT 3 - ELECTION DAY EQUIPMENT DEPLOYMENT, 2012 PRESIDENTIAL ELECTION

POLLING LOCATION	PRECINCTS				PRIVACY BOOTHS				DS200 - OPTICAL SCANNERS									
Polling Place Name and Address	Precinct	Collocated Precinct	Collocated Precinct	Collocated Precinct	Original	ADA Original	Net Added	Total	Audio iVos	Original	Net added	Original	Net added	Original	Net added	Original	Net added	Total
North Dade Regional Library 2455 NW 183 St	295.0				4	1	2	7	1	1								1
Dr. Robert B.Ingram Elementary School 600 Ahmad St	296.0				11	1		12	1	2								2
North Palm Baptist Church 7801 NW 178 St	301.0	369.0	395.0		7	1		8	1	2		1		1				4
Norman & Jean Reach Park 7901 NW 176 St	302.0				7	1		8	1	2								2
Sunrise Presbyterian Church 18400 NW 68 Ave	303.0	370.0			13	1		14	1	2		1	1					4
Country Village Park 6550 NW 188 Tr	304.0	372.0	372.1		37	1		38	1	5	1	1		1				8
Miami Lakes Branch Library 6699 Windmill Gate Rd	305.0	373.0			12	1		13	1	3		1						4
Miami Lakes Middle School 6425 Miami Lakeway North	306.0				8	1		9	1	2								2
Miami Lakes Utd Methodist Church 14800 Ludlum Rd	307.0				9	1		10	1	2								2
Miami Lakes K-8 Center School 14250 NW 67 Ave	308.0				5	1		6	1	1								1
Carl F. Slade Park 2501 W 74 St	309.0				18	1		19	1	4	1							5
Hialeah Miami Lakes Sr High School 7977 W 12 Ave	310.0				9	1		10	1	2								2
The Salvation Army 7450 W 4 Ave	311.0				14	1		15	1	3								3
Cristo Vive Hermanos En Cristo 500 W 78 St	312.0				8	1		9	1	2								2
Hialeah Middle School 6027 E 7 Ave	314.0	314.1			6	1		7	1	1		2						3
Palm Springs Elementary School 6304 E 1 Ave	315.0				8	1		9	1	2								2
O'Quinn Park 6051 W 2 Ave	316.0				6	1		7	1	2								2
Hialeah Fire Station #5 1197 W 74 St	317.0				5	1		6	1	2								2
John G Du Puis Elementary School 1150 W 59 Pl	318.0				7	1		8	1	2								2
Victor Wilde Community Center 1701 W 53 Tr	319.0				4	1		5	1	1								1
Sparks Park 1301 W 60 St	320.0				13	1		14	1	3								3
Victor Wilde Community Center 1701 W 53 Tr	321.0				15	1		16	1	3	1							4
Ben Sheppard Elementary School 5700 W 24 Ave	322.0				10	1		11	1	2								2
La Esperanza Sr Housing Project 1770 W 44 Pl	323.0				7	1		8	1	2								2
Vivian Villas 4650 W 12 Ave	324.0				7	1		8	1	2								2

ATTACHMENT 3 - ELECTION DAY EQUIPMENT DEPLOYMENT, 2012 PRESIDENTIAL ELECTION

ATTACHMENT 3 - ELECTION DAY EQUIPMENT DEPLOYMENT, 2012 PRESIDENTIAL ELECTION																		
POLLING LOCATION	PRECINCTS				PRIVACY BOOTHS				DS200 - OPTICAL SCANNERS									
Polling Place Name and Address	Precinct	Collocated Precinct	Collocated Precinct	Collocated Precinct	Original	ADA Original	Net Added	Total	Audio iVos	Original	Net added	Original	Net added	Original	Net added	Original	Net added	Total
Knights Of Columbus 545 W 51 Pl	325.0				4	1		5	1	1								1
Goodlet Park 4200 W 8 Ave	326.0				17	1		18	1	3	1							4
Jose Marti Middle School 5701 W 24 Ave	327.0				10	1		11	1	2								2
John F. Kennedy Library 190 West 49 St	328.0				10	1		11	1	2								2
Hialeah Fire Station #2 4200 E 8 Ave	329.0	329.1	379.0		11	1		12	1	1	1	1		1				4
Hialeah Moose Lodge #1074 305 E 32 St	330.0	330.1	378.0		8	1		9	1	1		1	1	1	1			5
John F. Kennedy Library 190 West 49 St	331.0	331.1			8	1		9	1	1		2						3
Walker Community Center 800 W 29 St	332.0	377.0			12	1		13	1	1		2						3
James H Bright Elementary School 2530 W 10 Ave	333.0	376.0			6	1		7	1	2		1						3
The Salvation Army 7450 W 4 Ave	334.0	334.1	391.0	392.0	8	1		9	1	1		2		0		0		3
Johnny L. Cotson Sr Park 520 W 23 St	335.0	335.1	335.2		10	1		11	1	2		1		1	1			5
Hialeah Fire Station #6 780 W 25 St	336.0	386.0			9	1		10	1	2		0						2
Bright Park Recreation Center 750 E 35 St	337.0				13	1		14	1	3								3
Hialeah Moose Lodge #1074 305 E 32 St	338.0	338.1	383.0	400.0	10	1		11	1	1	1	2		0		0		4
Hialeah Fire Station #1 93 E 5 St	339.0	380.0	380.1		17	1		18	1	3		1		1				5
Benny Babcock Park 651 E 4 Ave	340.0	381.0			19	1		20	1	3		1						4
West End Park Community House 250 SW 60 Ave	341.0	341.1	555.0	555.1	11	1		12	1	1		1		1		2		5
South East Park 1015 SE 9 Ave	342.0	382.0			12	1		13	1	2		1	1					4
Miami Springs Middle School 150 S Royal Poinciana Blvd	343.0				11	1		12	1	2	1							3
Miami Springs Community Center 1401 Westward Dr	344.0				9	1		10	1	2								2
Miami Springs Community Center 1401 Westward Dr	345.0				8	1		9	1	2								2
Springview Elem School 1122 Bluebird Ave	346.0				7	1		8	1	2	1							3
Virgina Gardens Town Hall 6498 NW 38 Tr	347.0	393.0	393.1	393.2	5	1		6	1	2		0		0		0		2
Medley Town Hall 7777 NW 72 Ave	348.0	356.0	394.0		2	1		3	1	1		1		0				2
Hialeah Gardens Community Hall 10003 NW 87 Ave	349.0				17	1		18	1	3	1							4
Joella C Good Elementary 6350 NW 188 Tr	350.0	371.0			6	1		7	1	1		1						2

ATTACHMENT 3 - ELECTION DAY EQUIPMENT DEPLOYMENT, 2012 PRESIDENTIAL ELECTION

POLLING LOCATION	PRECINCTS				PRIVACY BOOTHS				DS200 - OPTICAL SCANNERS									
Polling Place Name and Address	Precinct	Collocated Precinct	Collocated Precinct	Collocated Precinct	Original	ADA Original	Net Added	Total	Audio iVos	Original	Net added	Original	Net added	Original	Net added	Original	Net added	Total
The Moors Club Center 17320 NW 65 Ave	351.0	351.1			21	1		22	1	3	1	1						5
Miami Lakes Community Center West 15151 NW 82 Ave	352.0				14	1		15	1	3	1							4
North Trial Park 780 NW 127 Avenue	353.0	453.0	453.1		21	1		22	1	4	1	1		0				6
Palm Springs Middle School 1025 W 56 St	354.0				4	1		5	1	1								1
Northwest Dade 7th Day Adventist Church 6500 NW 202 St	355.0	358.0			15	1		16	1	2		2						4
Palm Lakes Elementary School 7450 W 16 Ave	357.0				6	1		7	1	2								2
Roberto Casas Park 7900 W 32 Ave	359.0				19	1		20	1	4	1							5
Ernest R Graham K-8 Center 7330 W 32 Ave	360.0				15	1		16	1	3	1							4
M.W. Patterson Pavillion 1875 W 44 Pl	361.0	375.0			3	1		4	1	1		1						2
Meadowlane Elementary School 4280 W 8 Ave	362.0				8	1		9	1	2								2
Russell Bucky Dent Park 2250 W 60 St	363.0	374.0			9	1		10	1	1		1						2
Palm Springs North Fire Station #44 7700 NW 186 St	364.0				13	1		14	1	3	1							4
Lawton Chiles Middle School 8190 NW 197 St	365.0				12	1		13	1	3								3
Doral Isles Island Club 6450 NW 110 Ave	366.0	971.0			7	1		8	1	2	1	1						4
Imperial Lakes Club House 12301 NW 7 Ln	367.0	384.0			9	1	1	11	1	1	1	1	1					4
Westland Gardens Park 13501 NW 107 Ave	368.0				13	1		14	1	3	1							4
Barbara Goleman Sr. High School 14100 NW 89 Ave	385.0				14	1		15	1	3	1							4
Ruth A. Tinsman Housing Authority 6545 W 24 Ave	387.0				6	1		7	1	2								2
West Hialeah Gardens Elem School 11990 NW 92 Ave	388.0				12	1		13	1	3								3
Palm Springs North Elementary 17615 NW 82 Ave	389.0				12	1		13	1	2								2
Bob Graham Education Center 15901 NW 79 Ave	390.0				13	1		14	1	3	1							4
Mall of the Americas 7827 W Flagler Street	396.0				3	1		4	1	1								1
John A. Ferguson Senior High School 15900 SW 56 St	397.0	461.0			26	1		27	1	1		4	1					6
Zelda Glazer Middle School 15015 SW 24 St	398.0				2	1		3	1	1	1							2
Miami-Dade County Fire Station #61 15155 SW 10 St	399.0				2	1	2	5	1	1	1							2
Fire Fighter Memorial Building	401.0	401.1	401.2	401.3	19	1		20	1	0		1		3	1	1		6

ATTACHMENT 3 - ELECTION DAY EQUIPMENT DEPLOYMENT, 2012 PRESIDENTIAL ELECTION

POLLING LOCATION	PRECINCTS				PRIVACY BOOTHS				DS200 - OPTICAL SCANNERS									
Polling Place Name and Address	Precinct	Collocated Precinct	Collocated Precinct	Collocated Precinct	Original	ADA Original	Net Added	Total	Audio iVos	Original	Net added	Original	Net added	Original	Net added	Original	Net added	Total
8000 NW 21 St	401.4	446.0	446.1	446.2	0	0		0	0	0		1		0		1		2
Lamar Louise Curry Middle School 15750 SW 47 St	402.0				25	1		26	1	4								4
La Catedral Del Pueblo 190 NW 79 Ave	403.0	403.1			25	1		26	1	1		4	1					6
Seminole Elementary School 121 SW 78 Pl	404.0	404.1			9	1		10	1	1		1						2
Ruben Dario Park 9825 W Flagler St	405.0				8	1		9	1	2								2
EWf Stirrup Sr Elementary School 330 NW 97 Ave	406.0				11	1		12	1	2								2
Mildred & Claude Pepper Senior Ctr 10600 SW 4 St	407.0				6	1		7	1	2								2
Fontainebleau Milton Rental Apt 9517 Fontainebleau Blvd	408.0				17	1		18	1	3								3
Sweetwater Elementary School 10655 SW 4 St	409.0	409.1	460.0	487.0	7	1		8	1	1	1	1		1		1		5
Jorge Mas Canosa Youth Center 250 SW 114 Ave	410.0	488.0	489.0		32	1		33	1	4	1	2		1				8
Paul Bell Middle School 11800 NW 2 St	411.0	455.0			6	1		7	1	1	1	1						3
Belen Jesuit Preparatory School 500 SW 127 Ave	412.0	456.0			18	1		19	1	3	1	1						5
Greenglade Elementary School 3060 SW 127 Ave	413.0	459.0	459.1		17	1		18	1	3		1		1	1			6
Joe Hall Elementary School 1901 SW 134 Ave	414.0	414.1	457.0		16	1		17	1	2		1		1				4
University Lakes Recreation Hall 12850 SW 14 St	415.0				14	1		15	1	3								3
Marjory S Douglas Elementary School 11901 SW 2 St	416.0				15	1		16	1	3								3
Tamiami Regional Park 11201 SW 24 Street	417.0	417.1	458.0		15	1		16	1	2		1		1				4
Tamiami Regional Park 11201 SW 24 Street	418.0				7	1		8	1	2								2
West Dade Regional Library 9445 Coral Way	419.0				5	1		6	1	1								1
Coral Estates Park 1405 SW 97 Ave	420.0				9	1		10	1	2								2
Primera Iglesia Bautista Coral Park 8755 SW 16 Street	421.0	421.1			13	1		14	1	2		1	1					4
Everglades Elementary School 8375 SW 16 St	422.0				5	1		6	1	1								1
West Miami Middle School 7525 SW 24 St	423.0				7	1		8	1	2								2
Tamiami Baptist Church 860 SW 76 Ct	424.0				11	1		12	1	2								2
El Camino Church 6790 SW 12 St	425.0	425.1			9	1		10	1	1	1	1						3
Open Bible Temple 5720 SW 17 St	426.0				7	1		8	1	2								2

ATTACHMENT 3 - ELECTION DAY EQUIPMENT DEPLOYMENT, 2012 PRESIDENTIAL ELECTION

ATTACHMENT 3 - ELECTION DAY EQUIPMENT DEPLOYMENT, 2012 PRESIDENTIAL ELECTION																		
POLLING LOCATION	PRECINCTS				PRIVACY BOOTHS				DS200 - OPTICAL SCANNERS									
Polling Place Name and Address	Precinct	Collocated Precinct	Collocated Precinct	Collocated Precinct	Original	ADA Original	Net Added	Total	Audio iVos	Original	Net added	Original	Net added	Original	Net added	Original	Net added	Total
Open Bible Temple 5720 SW 17 St	427.0				6	1		7	1	2								2
West Miami Recreation Center 1700 SW 62 Ave	428.0				6	1		7	1	2								2
Biltmore Hotel 1200 Anastasia Ave	429.0				6	1		7	1	2								2
Miami International Covenant Church 2100 SW 66 Ave	430.0				10	1		11	1	2								2
Leisure Access Center 3401 SW 72 Ave	431.0				5	1		6	1	2								2
A D Barnes Park 3401 SW 72 Ave	432.0				7	1		8	1	2								2
Emerson Elementary School 8001 SW 36 St	433.0				7	1		8	1	2								2
Banyan Elementary School 3060 SW 85 Ave	434.0				8	1		9	1	2								2
Rockway Middle School 9393 SW 29 Tr	435.0				9	1		10	1	2								2
Rockway Park Recreation Bldg 9460 SW 27 Drive	436.0				9	1		10	1	2								2
Olympia Heights Elementary School 9797 SW 40 St	437.0				8	1		9	1	2								2
Messiah Lutheran Church 9850 Coral Way	438.0				11	1		12	1	2								2
St Simons Episcopal Church 10950 SW 34 St	439.0				18	1		19	1	3	1							4
Village Green Elementary School 12265 SW 34 St	440.0				7	1		8	1	2								2
Herbert Saffir MDC Permit Ctr 11805 SW 26 St	441.0				10	1		11	1	2								2
Days Inn Miami Int'l Airport Hotel 7250 NW 11 St	442.0				5	1		6	1	2								2
Charles R Hadley Elementary School 8400 NW 7 St	443.0				7	1		8	1	2								2
Wesley Matthews Elementary School 12345 SW 18 Tr	444.0				10	1		11	1	2								2
Womens History Gallery 10251 W Flagler Street	445.0	448.0			8	1		9	1	1		2						3
Miami Christian School 200 NW 109 Ave	447.0				9	1		10	1	2								2
W R Thomas Middle School 13001 SW 26 St	449.0				5	1		6	1	2								2
John I Smith Elementary School 10415 NW 52 St	450.0	450.1			6	1		7	1	2		1						3
G. Holmes Braddock Sr. High School 3601 SW 147 Ave	451.0				11	1		12	1	2								2
Eugenia B Thomas Elementary School 5950 NW 114 Ave	452.0				15	1		16	1	3								3
Doral Middle School 5005 NW 112 Ave	454.0				5	1		6	1	2								2

ATTACHMENT 3 - ELECTION DAY EQUIPMENT DEPLOYMENT, 2012 PRESIDENTIAL ELECTION

POLLING LOCATION	PRECINCTS				PRIVACY BOOTHS				DS200 - OPTICAL SCANNERS									
Polling Place Name and Address	Precinct	Collocated Precinct	Collocated Precinct	Collocated Precinct	Original	ADA Original	Net Added	Total	Audio iVos	Original	Net added	Original	Net added	Original	Net added	Original	Net added	Total
Ronald Reagan Senior High School 8600 NW 107 Ave	462.0	462.1	965.0		19	1		20	1	1	1	3		1				6
Deliverance Tabernacle CHR Nazarene 7610 Biscayne Blvd	500.0	502.0	590.0		9	1		10	1	1		1	1	1	1			5
Jesse J. Mccrary, Jr. Elementary School 514 NW 77 St	501.0	501.1	580.0	580.1	17	1		18	1	1	1	3		1		1		7
H U D 1407 NW 7 St	503.0	990.0	990.1		3	1		4	1	1	1	1		1				4
Legion Memorial Park 6447 NE 7 Ave	504.0	592.0			7	1		8	1	2		1						3
St Matthew Freewill Baptist Church 6700 NW 2 Ave	505.0				6	1		7	1	2								2
Edison Courts Community Center 325 NW 62 St	506.0				4	1		5	1	1								1
Thena Crowder Elementary School 757 NW 66 St	507.0				5	1		6	1	2								2
Liberty Square Community Center 6304 NW 14 Ave	508.0	508.1	979.0		10	1		11	1	2		1		1				4
Universal Church of the Kingdom of God 3501 W Flagler St	509.0				7	1		8	1	2								2
Universal Church of the Kingdom of God 3501 W Flagler St	510.0				3	1		4	1	1	1							2
Jordan Grove Baptist Church 5946 NW 12 Ave	511.0	511.1			7	1		8	1	2		1						3
St Paul Inst Ame Church 1892 NW 51 Tr	512.0	596.0			9	1		10	1	2		1						3
Church Of The Open Door UCC 6001 NW 8 Ave	513.0				2	1		3	1	1								1
Miami Edison Middle School 6101 NW 2 Ave	514.0				6	1		7	1	2								2
Tousaint Louverture Elementary 120 NE 59 St	515.0	977.0			7	1		8	1	1		1						2
Morningside Park 750 NE 55 Tr	516.0	516.1	999.0	999.1	7	1		8	1	2		1		1		1		5
	999.2				0	0		0	0	0								0
Jerusalem French S.D.A. Church 4201 NE 2 Ave	517.0				5	1		6	1	2								2
Church Of God Prophecy#1 4528 NW 1 Ave	518.0	518.1			8	1		9	1	2		1						3
Shadowlawn Elementary School 149 NW 49 St	519.0				9	1		10	1	2								2
Carrie P Meek Art Center 1300 NW 50 St	520.0				8	1		9	1	2								2
Edison Towers 5821 NW 7 Ave	521.0	521.1			12	1		13	1	2		1	1					4
Miami Jackson Sr. High School 1751 NW 36 Street	522.0	597.0	597.1		10	1		11	1	2		1		1				4
Ebenezer United Methodist Church 2001 NW 35 St	523.0	976.0			8	1		9	1	1		1	1					3

ATTACHMENT 3 - ELECTION DAY EQUIPMENT DEPLOYMENT, 2012 PRESIDENTIAL ELECTION

POLLING LOCATION	PRECINCTS				PRIVACY BOOTHS				DS200 - OPTICAL SCANNERS									
Polling Place Name and Address	Precinct	Collocated Precinct	Collocated Precinct	Collocated Precinct	Original	ADA Original	Net Added	Total	Audio iVos	Original	Net added	Original	Net added	Original	Net added	Original	Net added	Total
Simpson Park Recreation Building 55 SW 17 Rd	524.0	524.1	568.0	568.1	12	1		13	1	2		1		1		1		5
	568.2				0	0		0	0	1								1
Maya Angelou Elementary School 1850 NW 32 Street	525.0	525.1	525.2	527.0	9	1		10	1	1		1		1		1		4
	527.1	527.2	527.3		0	0		0	0	1		1		1				3
Curtis Park Community House 1901 NW 24 Ave	526.0	526.1	986.0	986.1	9	1		10	1	1		1		1		1		4
Allapattah Branch Library 1799 NW 35 St	528.0	588.0	588.1		2	1		3	1	1	1	1	1	1				5
Jose Diego Middle School 3100 NW 5 Ave	529.0	529.1			15	1		16	1	3		1						4
Comstock Elementary School 2420 NW 18 Ave	530.0	530.1	530.2	530.3	4	1		5	1	1		1		1		1		4
	980.0				0	0		0	0	1								1
Claude Pepper Community Center II 750 NW 18 Tr	531.0	975.0			8	1		9	1	2		1						3
Christ Episcopal Church 3481 Hibiscus St	532.0				2	1		3	1	1								1
Culmer Neighborhood Service Center 1600 NW 3 Ave	533.0				12	1		13	1	3								3
Miami Fire Station #2 1901 North Miami Ave	534.0	534.1	539.0		9	1		10	1	2		1		1				4
Dunbar Elementary School 505 NW 20 St	535.0	535.1			7	1		8	1	1	1	1						3
Phyllis Wheatley Elementary School 1801 NW 1 Pl	536.0				4	1		5	1	1								1
Eugenio Maria De Hostos Ctr 2902 NW 2 Ave	537.0	599.0			6	1		7	1	1	1	1						3
Cameron House 412 NE 22 St	538.0	595.0			15	1		16	1	2		2						4
Douglas Park Community House 2755 SW 37 Ave	540.0	577.0			9	1		10	1	0		2						2
Miami Fire Station #4 1105 SW 2 Ave	541.0	541.1	541.2	984.0	20	1		21	1	2		0		1		1	1	4
	984.1	984.2	984.3		0	0		0	0	1	1	0		0				2
Jack Orr Senior Center 550 NW 5 St	542.0	542.1	542.2	542.3	4	1		5	1	1		1		1		1		4
	542.4	985.0	985.1		0	0		0	0	1		0		1				2
HUD - Meeting Room 1407 NW 7 St	543.0	989.0			18	1		19	1	3		1						4
Trinity Cathedral Hall 464 NE 16 St	544.0	544.1	544.2	983.0	15	1		16	1	2		1		1		0		4
	983.1	983.2			0	0		0	0	1		1						2
Polish American Club of Miami, Inc 1250 NW 22 Ave	545.0	997.0			14	1		15	1	3		1						4
Miami City Hall 3500 Pan American Dr	546.0				5	1		6	1	1								1
Miami Fire Station #7 314 Beacom Blvd	547.0	547.1			12	1		13	1	1		2						3
Miami-Dade County Auditorium 2901 W Flagler St	548.0				7	1		8	1	2								2
Kensington Park Elementary School 711 NW 30 Ave	549.0				7	1		8	1	2								2
Grapeland Park 1550 NW 37 Ave	551.0				8	1		9	1	2								2

ATTACHMENT 3 - ELECTION DAY EQUIPMENT DEPLOYMENT, 2012 PRESIDENTIAL ELECTION

POLLING LOCATION	PRECINCTS				PRIVACY BOOTHS				DS200 - OPTICAL SCANNERS									
Polling Place Name and Address	Precinct	Collocated Precinct	Collocated Precinct	Collocated Precinct	Original	ADA Original	Net Added	Total	Audio iVos	Original	Net added	Original	Net added	Original	Net added	Original	Net added	Total
Armando Badia Senior Center 25 Tamiami Blvd	552.0				2	1		3	1	1								1
Robert King High Community House 7025 W Flagler St	553.0	553.1			9	1		10	1	2	1	1						4
Iglesia Bautista Renovacion Cristia 50 NW 51 Pl	554.0				6	1		7	1	2								2
Residential Plaza 5617 NW 7 St	556.0	556.1			13	1		14	1	2		1						3
Ig. Cristiana Ref Buen Samaritano 4585 W Flagler St	557.0	993.0			11	1		12	1	2		1						3
Kinloch Park Community Center 455 NW 47 Ave	558.0	974.0			7	1		8	1	2		1						3
Ebenezer Freewill Baptist Church 4111 SW 4 St	559.0	994.0			9	1		10	1	2		1	1					4
Kinloch Park Middle School 4340 NW 3 St	560.0	560.1	972.0		12	1		13	1	1		1	1	1				4
Iglesia Bautista Resurreccion 2323 SW 27 Ave	561.0	578.0			22	1		23	1	2		3						5
Wesley United Methodist Church 133 Ponce De Leon Blvd	562.0	633.0			7	1		8	1	1		2						3
Little Havana Housing Project #1 1759 SW 5 St	563.0	563.1			9	1		10	1	1		2						3
HUD 1407 NW 7 St	564.0	564.1			9	1		10	1	2		1						3
Riverside Elementary School 1190 SW 2 St	565.0	565.1			11	1		12	1	2		1						3
Jose Marti Park Gymnasium 434 SW 3 Ave	566.0				17	1		18	1	3								3
Simpson Park Recreation Building 55 SW 17 Rd	567.0	996.0	996.1		11	1		12	1	2		1		1				4
Stanley Axlrød UTD Towers 1809 Brickell Ave	569.0	569.1	569.2	995.0	33	1		34	1	1		1		3	2	1		8
	995.1	995.2			0	0		0	0	1		1						2
Coral Way K-8 Center School 1950 SW 13 Ave	570.0				6	1		7	1	2								2
El Cordero Presbyterian Church 2091 SW 14 Ave	571.0	571.1	594.0	594.1	7	1		8	1	1		1		1		1		4
Shenandoah Elementary School 1023 SW 21 Ave	572.0				5	1		6	1	2								2
Shenandoah Park Community House 1800 SW 21 Ave	573.0				9	1		10	1	2								2
Iglesia Bautista Resurreccion 2323 SW 27 Ave	574.0				10	1		11	1	2								2
Smathers Senior Center 1040 SW 29 Ct	575.0				13	1		14	1	3								3
Coral Gate Park Community Center 1415 SW 32 Avenue	576.0				12	1		13	1	3								3
Silver Bluff Elementary School 2609 SW 25 Ave	579.0				13	1		14	1	3								3
Museum Of Science 3280 S Miami Ave	581.0	998.0			3	1		4	1	1		1						2
Museum Of Science 3280 S Miami Ave	582.0	973.0			13	1		14	1	3		1						4

ATTACHMENT 3 - ELECTION DAY EQUIPMENT DEPLOYMENT, 2012 PRESIDENTIAL ELECTION

POLLING LOCATION	PRECINCTS				PRIVACY BOOTHS				DS200 - OPTICAL SCANNERS									
Polling Place Name and Address	Precinct	Collocated Precinct	Collocated Precinct	Collocated Precinct	Original	ADA Original	Net Added	Total	Audio iVos	Original	Net added	Original	Net added	Original	Net added	Original	Net added	Total
Miami Fire Station #8 2975 Oak Ave	583.0				7	1		8	1	2								2
Frankie S Rolle Service Center 3750 S Dixie Hwy	584.0				7	1		8	1	2								2
Elizabeth Virrick Park 3255 Plaza St	585.0	634.0			4	1		5	1	1	1	1						3
Miami Dade Water & Sewer Authority 3575 S Lejeune Rd	586.0	635.0	635.1		8	1		9	1	2		1		1				4
Plymouth Congregational Church 3400 Devon Rd	587.0				9	1		10	1	2								2
Curtis Park Community House 1901 NW 24 Ave	589.0	589.1	987.0		2	1		3	1	1		1		1				3
Malcolm Ross Senior Center 2800 NW 18 Ave	591.0	598.0			10	1		11	1	2		1						3
Citrus Grove Middle School 2153 NW 3 St	593.0	988.0			5	1		6	1	1		1						2
Coral Gables Congregational Church 3010 Desoto Blvd	601.0				7	1	2	10	1	2								2
First United Methodist Church of CG 536 Coral Way	602.0				5	1		6	1	2								2
Central Christian Church of Dade Co 222 Menores Ave	603.0	603.1			6	1		7	1	1		1						2
American Legion Post #98 303 Alhambra Cr	604.0	604.1			10	1	2	13	1	2		1	1					4
Coral Gables Youth Center 405 University Drive	605.0	605.1	605.2	605.3	11	1		12	1	1		1		1		0		3
	610.0	610.1			0	0		0	0	1		1						2
South Miami American Legion #31 7710 SW 59 Ave	606.0	606.1	671.0	671.1	14	1		15	1	2		1		1		1		5
Coral Gables Congregational Church 3010 Desoto Blvd	607.0	637.0	637.1		9	1		10	1	1	1	1		1	1			5
The Country Club of Coral Gables 997 N Greenway Dr	608.0				8	1		9	1	2								2
Coral Gables Sr High School 450 Bird Rd	611.0	638.0			7	1		8	1	1	1	1	1					4
St Augustine Catholic Church 1400 Miller Rd	612.0				4	1	3	8	1	1	1							2
Ponce De Leon Middle School 5801 Augusto St	613.0				6	1		7	1	2								2
Coral Gables Fire Station #2 525 S Dixie Hwy	614.0				4	1		5	1	1								1
Coco Plum Woman's Club 1375 Sunset Dr	615.0	619.0			10	1		11	1	2		1	1					4
Chamber South 6410 SW 80 St	616.0				5	1		6	1	2								2
Fire Rescue Station #3 11911 Old Cutler Rd	617.0				14	1		15	1	3								3
Pincrest Branch Library 5835 SW 111 Street	618.0	645.0	645.1		5	1		6	1	1	1	1		1				4
David Fairchild Elementary School 5757 SW 45 St	620.0	672.0			3	1		4	1	1		1	1					3
1st Utd Meth Church of South Miami 6565 Red Rd	621.0	673.0			12	1		13	1	2		1						3

ATTACHMENT 3 - ELECTION DAY EQUIPMENT DEPLOYMENT, 2012 PRESIDENTIAL ELECTION

POLLING LOCATION	PRECINCTS				PRIVACY BOOTHS				DS200 - OPTICAL SCANNERS									
Polling Place Name and Address	Precinct	Collocated Precinct	Collocated Precinct	Collocated Precinct	Original	ADA Original	Net Added	Total	Audio iVos	Original	Net added	Original	Net added	Original	Net added	Original	Net added	Total
Palmetto Presbyterian Church 6790 SW 56 St	622.0	652.0	674.0	676.0	6	1		7	1	1		1		1		1		4
University Christian Church 6750 Sunset Dr	623.0	675.0	779.0		2	1		3	1	1		1		1				3
Coral Pine Park 6955 SW 104 Street	624.0	625.0			8	1		9	1	1		2						3
Christ The King Lutheran Church 11295 SW 57 Ave	626.0	648.0			2	1		3	1	1		1						2
Kendall United Methodist Church 7600 SW 104 St	627.0	647.0			8	1		9	1	2		1						3
Miami Palmetto Senior High School 7460 SW 118 St	628.0	649.0			10	1		11	1	1		1						2
Palmetto Elementary School 12401 SW 74 Ave	630.0				6	1		7	1	2								2
Palmetto Middle School 7351 SW 128 St	631.0	650.0			4	1		5	1	1	1	1						3
Bet Shira Congregation 7500 SW 120 St	632.0				9	1		10	1	2								2
Coral Gables Branch Library 3443 Segovia St	636.0				4	1		5	1	1	1							2
Bank United Center 1245 Walsh Avenue	639.0	639.1	640.0		14	1		15	1	1	1	1		2	1			6
Rivera Presbyterian Church 5275 Sunset Dr	641.0	644.0			5	1		6	1	1	1	1						3
University Christian Church 6750 Sunset Dr	642.0	642.1	653.0		5	1		6	1	1		1		1				3
Hope Lutheran Church 6330 Bird Road	651.0	665.0			3	1		4	1	1		1						2
Miami-Dade County Auditorium 2901 W Flagler St	670.0				13	1		14	1	3								3
Kendall Breeze HOA 12300 SW 125 Ct	699.0				4	1		5	1	1								1
Jorge Mas Canosa Middle School 15735 SW 144 St	700.0				3	1		4	1	1	1							2
Bowman Ashe/Doolin K-8 Academy 6601 SW 152 Ave	701.0				13	1		14	1	3								3
Lake Of The Meadows Recreation Ctr 4450 SW 152 Ave	702.0				21	1		22	1	4	1							5
Cypress Club of Kendale 14250 SW 62 St	703.0				13	1		14	1	3								3
Bent Tree Elementary School 4861 SW 140 Ave	704.0				10	1		11	1	2								2
West Bird Fire Station #37 4200 SW 142 Ave	705.0				11	1		12	1	2								2
Elim Missionary Assembly 11989 SW 56 St	706.0				11	1		12	1	2								2
German American Social Club 11919 SW 56 St	707.0				2	1		3	1	1	1							2
Royal Palm Elementary 4200 SW 112 Ct	708.0	709.0			11	1		12	1	1		1						2

ATTACHMENT 3 - ELECTION DAY EQUIPMENT DEPLOYMENT, 2012 PRESIDENTIAL ELECTION

POLLING LOCATION	PRECINCTS				PRIVACY BOOTHS				DS200 - OPTICAL SCANNERS									
Polling Place Name and Address	Precinct	Collocated Precinct	Collocated Precinct	Collocated Precinct	Original	ADA Original	Net Added	Total	Audio iVos	Original	Net added	Original	Net added	Original	Net added	Original	Net added	Total
Westwood Park 11350 SW 53 Tr	710.0				8	1		9	1	2								2
Devon Aire Elementary School 10501 SW 122 Ave	711.0				15	1		16	1	3								3
St Timothy Catholic School 5400 SW 102 Ave	712.0				9	1		10	1	2								2
Tropical Estates Recreation Center 10201 SW 48 Street	713.0				10	1		11	1	2								2
Miller Drive Park 5510 SW 94 Ct	714.0				8	1		9	1	2								2
Southwest Miami Sr High School 8855 SW 50 Tr	715.0				9	1		10	1	2								2
Tropical Park Community Center 7900 SW 40 St	716.0	780.0			5	1		6	1	2		0						2
South Miami Sr High School 6856 SW 53 St	717.0	794.0			12	1		13	1	2		1						3
Miami Elk's Lodge #948 10301 SW 72 St	718.0	718.1	778.0		4	1		5	1	1		1		1				3
Unitarian Universalist Congregation 7701 SW 76 Ave	719.0	795.0			15	1		16	1	3		1						4
Alpha & Omega Church 7800 SW 56 St	720.0	720.1			8	1		9	1	2		1						3
Kings Creek Village Rec Center 8333 SW 81 Ave	721.0	721.1			18	1		19	1	3	1	1	1					6
Snapper Creek Elementary School 10151 SW 64 St	722.0	726.0	726.1	726.2	12	1		13	1	1		1	1	1	1	1	1	6
Kendall Branch Library 9101 SW 97 Ave	723.0	723.1			5	1		6	1	1		1						2
Miami Elk's Lodge #948 10301 SW 72 St	724.0	724.1	777.0		9	1		10	1	1		1	1	1	1			5
Blue Lakes Elementary School 9250 SW 52 Tr	725.0				7	1		8	1	2								2
Sunset Park Elementary School 10235 SW 84 St	727.0				4	1		5	1	1								1
Ruth Owens Kruse Educational Center 11001 SW 76 St	728.0				12	1		13	1	3								3
Terra Environmental Research Institute 11005 SW 84 St	729.0				9	1		10	1	2								2
Snapper Creek Townhouse Rec Ctr 11200 SW 71 St	730.0	730.1			11	1		12	1	2		1						3
Cypress Elementary School 5400 SW 112 Ct	731.0				7	1		8	1	2								2
Howard Mc Millan Middle School 13100 SW 59 St	732.0				7	1		8	1	2								2
1Ra Ig Bautista De Coral Park 7441 SW 127 Ave	733.0				14	1		15	1	3								3
Kendale Lakes Elementary School 8000 SW 142 Ave	734.0	734.1	785.0		9	1		10	1	1	1	1		1				4

ATTACHMENT 3 - ELECTION DAY EQUIPMENT DEPLOYMENT, 2012 PRESIDENTIAL ELECTION

POLLING LOCATION	PRECINCTS				PRIVACY BOOTHS				DS200 - OPTICAL SCANNERS									
Polling Place Name and Address	Precinct	Collocated Precinct	Collocated Precinct	Collocated Precinct	Original	ADA Original	Net Added	Total	Audio iVos	Original	Net added	Original	Net added	Original	Net added	Original	Net added	Total
Promenade Condominium Club House #2 14225 SW 88 St	735.0				10	1		11	1	2								2
Dante B Fascell Elementary School 15625 SW 80 St	736.0				16	1		17	1	3								3
Oliver Hoover Elementary School 9050 Hammocks Blvd	737.0				8	1		9	1	2								2
Felix Varela High School 15255 SW 96 St	738.0				15	1		16	1	3								3
Hammocks Fire Station #36 10001 Hammocks Blvd	739.0				7	1		8	1	2								2
Claude Pepper Elementary School 14550 SW 96 St	740.0				17	1		18	1	3	1							4
The Crossing Country Club 11578 SW 132 Ave	741.0				12	1		13	1	3								3
River Of Life Church 12333 SW 112 St	742.0	788.0			18	1		19	1	2		2						4
Devon Aire Park 10411 SW 122 Avenue	743.0				6	1		7	1	2								2
Calusa Elementary School 9580 W Calusa Club Dr	744.0	781.0			17	1		18	1	2		2						4
Riverside Baptist Church 10775 SW 104 Street	745.0	783.0			15	1		16	1	2		2						4
William Lehman Elementary School 10990 SW 113 Pl	746.0				4	1		5	1	1								1
Dave & Mary Alper Jewish Comm Ctr 11155 SW 112 Ave	747.0	747.1			11	1		12	1	2		1	1					4
Kendale Elementary School 10693 SW 93 St	748.0	786.0			8	1		9	1	1		1	1					3
Ron Ehmann Recreation Center 10995 SW 97 Ave	749.0	749.1			8	1		9	1	2		1						3
Kendall Church Of God 8795 SW 112 St	750.0	787.0			12	1		13	1	2		1						3
Grace Church Of Kendall 8100 SW 104 St	751.0				6	1		7	1	2								2
Continental Park/Dice House 10000 SW 82 Ave	752.0				8	1		9	1	2								2
Suniland Park 12855 S Dixie Hwy	753.0	753.1			12	1		13	1	1		2						3
Leewood Elementary School 10343 SW 124 St	754.0				9	1		10	1	2								2
Killian Pines UTD Methodist Church 10755 SW 112 St	755.0	755.1			7	1		8	1	1		1						2
Gloria Floyd Elementary School 12650 SW 109 Ave	756.0	756.1			13	1		14	1	2		1						3
Country Walk Park Recreation Center 14601 Country Walk Drive	757.0	191.0			31	1		32	1	5	1	1	1					8
Miami First Church of the Nazarene 17569 SW 147 Ave	758.0	791.0			19	1		20	1	4	1	1						6
South Kendall Community Church 16550 SW 147 Ave	759.0	759.1	759.2	790.0	41	1		42	1	2		5	1	1		0		9
	790.1	790.2			0	0		0	0	1		1						2

ATTACHMENT 3 - ELECTION DAY EQUIPMENT DEPLOYMENT, 2012 PRESIDENTIAL ELECTION

ATTACHMENT 3 - ELECTION DAY EQUIPMENT DEPLOYMENT, 2012 PRESIDENTIAL ELECTION																		
POLLING LOCATION	PRECINCTS				PRIVACY BOOTHS				DS200 - OPTICAL SCANNERS									
Polling Place Name and Address	Precinct	Collocated Precinct	Collocated Precinct	Collocated Precinct	Original	ADA Original	Net Added	Total	Audio iVos	Original	Net added	Original	Net added	Original	Net added	Original	Net added	Total
Kendall Presbyterian Church 8485 SW 112 St	760.0	761.0			6	1		7	1	1	1	1						3
West Kendall Regional Library 10201 Hammocks Blvd	762.0	762.1			26	1		27	1	2		3	1					6
Miami Sunset Sr High School 13125 SW 72 St	763.0				9	1		10	1	2								2
Bowman Ashe/Doolin K-8 Academy 6401 SW 152 Ave	764.0				18	1		19	1	4	1							5
General Conference 7th Day Advent 8100 SW 117 Ave	765.0				10	1	2	13	1	2								2
Dr.Gilbert Porter Elem School 15851 SW 112 St	766.0	192.0	789.0		19	1		20	1	4	1	0		0				5
Heartland Health Care Center 9400 SW 137 Ave	767.0				14	1		15	1	3								3
Richmond Fire Station #43 13390 SW 152 St	768.0				2	1		3	1	1								1
Arvida Middle School 10900 SW 127 Ave	769.0				6	1		7	1	2								2
Kendall Village Center 8625 SW 124 Ave	770.0				2	1		3	1	1	1							2
Killian Pines UTD Methodist Church 10755 SW 112 St	771.0				6	1		7	1	2								2
Mc Millan Park 6125 SW 133 Avenue	772.0				11	1		12	1	2								2
Bird Lakes Park 14365 SW 48 Lane	773.0				13	1	3	17	1	3								3
Hammocks Middle School 9889 Hammocks Blvd	774.0				7	1		8	1	2								2
Westwind Lakes Park 6805 SW 152 Avenue	775.0				22	1		23	1	4	1							5
Eureka Park 18320 SW 119 Avenue	776.0				11	1		12	1	2								2
Cypress Club of Kendale 14250 SW 62 St	782.0				6	1		7	1	2								2
Kendall Village Center 8625 SW 124 Ave	784.0				6	1		7	1	2								2
Our Lady of Lodes Catholic Church 11291 SW 142 Ave	792.0				7	1		8	1	2								2
Kendale Lakes Branch Library 15205 SW 88 St	793.0	796.0	796.1	681.0	21	1		22	1	4	1	0		1		0		6
Miami-Dade County Fire Station #56 16250 SW 72 St	797.0				25	1		26	1	4	1							5
Eureka Villas Park 14301 SW 180 Street	798.0	200.0			19	1		20	1	1		3						4
Church of the Ascension 11201 SW 160 St	799.0	816.0			11	1		12	1	0		2						2
South Dade Regional Library 10750 SW 211 St	800.0	825.0			16	1		17	1	0		3						3
Sgt. Joseph Delancy Park 14375 Boggs Drive	801.0				8	1		9	1	2								2

ATTACHMENT 3 - ELECTION DAY EQUIPMENT DEPLOYMENT, 2012 PRESIDENTIAL ELECTION

ATTACHMENT 3 - ELECTION DAY EQUIPMENT DEPLOYMENT, 2012 PRESIDENTIAL ELECTION																		
POLLING LOCATION	PRECINCTS				PRIVACY BOOTHS				DS200 - OPTICAL SCANNERS									
Polling Place Name and Address	Precinct	Collocated Precinct	Collocated Precinct	Collocated Precinct	Original	ADA Original	Net Added	Total	Audio iVos	Original	Net added	Original	Net added	Original	Net added	Original	Net added	Total
Dorothy M. Wallace Cope Center South 10225 SW 147 Tr	802.0				8	1		9	1	2								2
Richmond Heights Middle School 15015 SW 103 Ave	803.0				7	1		8	1	2								2
Coral Reef Branch Library 9211 SW 152 St	804.0	804.1			9	1		10	1	2		1						3
Palmetto Bay Village Center 18001 Old Cutler Rd	805.0	820.0			16	1	2	19	1	1	1	3						5
Coral Reef Park 7895 SW 152 St	806.0				5	1		6	1	2								2
Howard Drive Elementary School 7750 SW 136 St	807.0				6	1		7	1	2								2
St Andrews Episcopal Church 14260 Old Cutler Rd	808.0	808.1			3	1		4	1	1		1	1					3
Christ Congregational Church 14920 SW 67 Ave	809.0	850.0			2	1		3	1	1		1						2
St. Richard Parish Center 7500 SW 152 St	810.0				14	1		15	1	3	1							4
Marlin Moore Post #133 16401 SW 90 Ave	811.0				7	1		8	1	2								2
Kingdom Covenant Church 10300 SW 162 St	812.0	812.1	842.0		13	1		14	1	2		1		1				4
Christ The King Catholic Church 16000 SW 112 Ave	813.0				17	1		18	1	3	1							4
Glendale Baptist Church 14580 SW 117 Ave	814.0				18	1		19	1	3								3
Children's Home Society 17501 SW 117 Ave	815.0				7	1		8	1	2								2
Colonial Drive Park 10750 SW 156 Terrace	817.0				7	1		8	1	2								2
Ethel K. Beckford Elementary School 16929 SW 104 Ave	818.0				6	1		7	1	2								2
Perrine-Peters UTD Methodist Church 18301 S Dixie Hwy	819.0				4	1		5	1	1								1
Perrine-Peters Utd Meth Church 18301 S Dixie Hwy	821.0				14	1		15	1	3	1							4
East Ridge Retirement Village 19301 SW 87 Ave	822.0				8	1		9	1	2								2
Cutler Ridge UTD Meth Church 20740 Old Cutler Rd	823.0				9	1		10	1	2								2
Pinelands Presbyterian Church 10201 Bahia Dr	824.0				5	1		6	1	2								2
R R Moton Elementary School 18050 Homestead Ave	826.0	826.1			4	1		5	1	1		1						2
Southridge Senior High School 19355 SW 114 Ave	827.0	851.0			20	1		21	1	3		2						5
Caribbean Elementary School 11990 SW 200 St	828.0	828.1			12	1		13	1	1		2						3
Upper Room Assembly Of God 19701 SW 127 Ave	829.0				4	1		5	1	1								1

ATTACHMENT 3 - ELECTION DAY EQUIPMENT DEPLOYMENT, 2012 PRESIDENTIAL ELECTION

POLLING LOCATION	PRECINCTS				PRIVACY BOOTHS				DS200 - OPTICAL SCANNERS									
Polling Place Name and Address	Precinct	Collocated Precinct	Collocated Precinct	Collocated Precinct	Original	ADA Original	Net Added	Total	Audio iVos	Original	Net added	Original	Net added	Original	Net added	Original	Net added	Total
Christian Life Mission 14105 SW 184 St	830.0	848.0			2	1		3	1	1		1						2
Isaac A Withers Enrichment Center 21300 SW 122 Ave	831.0	831.1	967.0	967.1	15	1		16	1	1		2		1	1	1		6
Edward L Whigham Elementary School 21545 SW 87 Ave	832.0				6	1		7	1	2								2
Goulds Park 11350 SW 216 St	833.0	833.1	833.2	833.3	13	1		14	1	1		1		2		1		5
	843.0				0	0		0	0	1								1
Morning Star Baptist Church 22769 SW 120 Ave	834.0	966.0	966.1	966.2	9	1		10	1	1		1		1		2		5
	852.0				0	0		0	0	1								1
Iglesia Metodista Unida Peace 12755 Quail Roost Dr	835.0	969.0	845.0		16	1		17	1	1	1	2		1	1			6
Americana Village Condominium 19800 SW 180 Ave	836.0	836.1	970.0	970.1	12	1		13	1	1		1		1		1		4
	970.2	853.0	853.1		0	0		0	0	1		2	1	1				5
Southwood Middle School 16301 SW 80 Ave	837.0	844.0	954.0		10	1		11	1	2		1		0				3
South Miami Heights Elem School 12231 SW 190 Tr	838.0				2	1		3	1	1	1							2
Mt Pleasant Baptist Church 11591 SW 220 St	839.0	849.0			5	1		6	1	1		1	1					3
Palmetto Golf Course 9300 SW 152 St	840.0				4	1		5	1	1								1
Robert Morgan Vocational Tech Sch 18180 SW 122 Ave	841.0				7	1		8	1	2								2
Upper Room Assembly of God 19701 SW 127 Ave	846.0				8	1		9	1	2								2
Centennial Middle School 8601 SW 212 St	847.0	955.0	482.0		30	1		31	1	4	1	0		0				5
St Timothy Lutheran Church 8601 SW 199th St	854.0				11	1		12	1	2								2
Fruit and Spice Park 24801 SW 187 Ave	901.0	901.1	901.2	952.0	8	1		9	1	1		1		1		1		4
Silver Palm United Methodist Church 15855 SW 248 St	902.0	902.1	902.2	902.3	10	1		11	1	1		1	1	1		1		5
	941.0				0	0		0	0	1								1
Naranja Park Recreation Center 14150 SW 264 Street	903.0	942.0	942.1		9	1		10	1	2		1		1				4
Naranja Neighborhood Service Center 13955 SW 264 St	904.0				11	1		12	1	2								2
Iglesia Cristiana El Buen Samaritan 13550 SW 256 St	905.0	905.1	905.2	906.0	33	1	6	40	1	1	1	1	1	4	1	1		10
Vilgs of Homestd Audubon Club House 1851 S Canal Dr	907.0	907.1	907.2	907.3	28	1		29	1	2		1		1		1		5
	907.4	907.5	907.6	907.7	0	0		0	0	1	1	0		1		1		4
	949.0				0	0		0	0	2								2
Naranja Park Recreation Center 14150 SW 264 Street	908.0	944.0	944.1		4	1		5	1	1		1		1				3
New Beginnings Christian Fellowship 15300 SW 288 St	909.0	946.0			10	1		11	1	2		1						3
Hospital Alma Lutheran Church 29501 SW 152 Ave	910.0				12	1		13	1	3								3

ATTACHMENT 3 - ELECTION DAY EQUIPMENT DEPLOYMENT, 2012 PRESIDENTIAL ELECTION

POLLING LOCATION	PRECINCTS				PRIVACY BOOTHS				DS200 - OPTICAL SCANNERS									
Polling Place Name and Address	Precinct	Collocated Precinct	Collocated Precinct	Collocated Precinct	Original	ADA Original	Net Added	Total	Audio iVos	Original	Net added	Original	Net added	Original	Net added	Original	Net added	Total
St Martin De Porres Catholic Church 14881 SW 288 St	911.0	911.1	931.0	931.1	18	1		19	1	2		1		1		1		5
Redlands Community Church 14601 SW 248 St	912.0	912.1	912.2	943.0	2	1		3	1	1		1		1		1		4
South Dade Park 28151 SW 164 Avenue	913.0	945.0			9	1		10	1	2		1						3
Agricultural Cooperative Ext Center 18710 SW 288 St	914.0				3	1		4	1	1	1							2
Homestead Community Center 1601 N Krome Ave	915.0				9	1		10	1	2	1							3
Homestead Family YMCA 1034 NE 8 St	916.0	916.1	917.0		7	1		8	1	2	1	1		1				5
Homestead Branch Library 700 N Homestead Blvd	918.0	918.1			7	1		8	1	1	1	1	1					4
Homstead Stadium-Clubhouse 1601 SE 28 Ave	919.0	919.1	919.2	919.3	27	1		28	1	1		1		3	1	2		8
	919.4	919.5	939.0		0	0		0	0	1		0		1				2
Phichol Williams Community Center 951 SW 4 St	920.0	920.1	935.0	964.0	6	1		7	1	2		1		0		0		3
Phichol Williams Community Center 951 SW 4 St	921.0	930.0			2	1		3	1	1		1						2
Florida City/Homestead Service Ctr 1600 NW 6 Ct	922.0				14	1		15	1	3								3
Florida City Town Hall 404 W Palm Dr	923.0	951.0			7	1		8	1	1		2						3
Redlands Community Church 14601 SW 248 St	924.0	950.0			2	1		3	1	1		1						2
Church of The Rock Jesus Christ Inc 22400 SW 112 Ave	925.0	947.0			2	1		3	1	1		1						2
West Homestead Elementary School 1550 SW 6 St	926.0	936.0	960.0		4	1		5	1	1		1		1				3
Martin Luther King Jr Clinic 810 W Mowry St	927.0	929.0			2	1		3	1	1		1						2
Goulds Church Of Christ 22800 SW 112 Ave	928.0	928.1	932.0	167.0	15	1		16	1	1		1	1	1		1		5
	167.1	957.0			0	0		0	0	2		0						2
South Dade Baptist Church 17105 SW 296 St	933.0	933.1	953.0	958.0	6	1		7	1	1		1		2		1		5
Waterstone Grand 4002 N Waterstone Way	934.0	888.0			11	1		12	1	2		1						3
Florida City Elementary School 364 NW 6 Ave	937.0	937.1	937.2	937.3	3	1		4	1	1		1		1		1		4
	937.4	938.0	961.0	962.0	0	0		0	0	0		1		1		0		2
Campbell Drive Middle School 900 NE 23 Ave	940.0	948.0			2	1		3	1	1	1	0						2
Goulds Park 11350 SW 216 St	956.0	872.0			2	1		3	1	1		0						1
Stonegate Community 1020 NE 34 Ave	959.0				3	1		4	1	1	1							2
Community Plaza 777 W Palm Dr	963.0	963.1			2	1		3	1	1		1	1					3
Morningside Elementary School 6620 NE 5 Ave	978.0				4	1		5	1	1								1
Malcolm Ross Senior Center 2800 NW 18 Ave	981.0	982.0			5	1		6	1	1	1	1						3

ATTACHMENT 3 - ELECTION DAY EQUIPMENT DEPLOYMENT, 2012 PRESIDENTIAL ELECTION

POLLING LOCATION	PRECINCTS				PRIVACY BOOTHS				DS200 - OPTICAL SCANNERS									
Polling Place Name and Address	Precinct	Collocated Precinct	Collocated Precinct	Collocated Precinct	Original	ADA Original	Net Added	Total	Audio iVos	Original	Net added	Original	Net added	Original	Net added	Original	Net added	Total
St Dominic Gardens Inc 5849 NW 7 St	991.0	992.0	992.1		5	1		6	1	1	1	1		1				4
					Original	ADA Original	Net Added	Total Booths	Total Audio iVos	Original	Net added	Original	Net added	Original	Net added	Original	Net added	Total
					5,384	583	39	6,006	583	1,083	105	328	44	110	16	43	2	1,729

ATTACHMENT 4 - POLLS CLOSED AFTER MIDNIGHT, 2012 PRESIDENTIAL ELECTION

Rank	Precinct(s)	Polling Place Name	Polling Place Address	Total Registered Voters	Election Day Voters	Last Voter Voted	Time Reported Closed	Optical Scanners	Privacy Booths	Poll Workers	Square Footage
1	200 / 798	Eureka Villas Park	14323 SW 180th Terrace	4,235	1,143	01:18 AM	01:27 AM	4	20	13	552
2	905 / 906	Iglesia Cristiana El Buen Samaritan	13550 Southwest 256th Street	6,995	1,482	01:16 AM	01:49 AM	7+1=8	34	15	2,164
3	762	West Kendall Regional Library	10201 Hammocks Boulevard #159	5,607	1,290	01:14 AM	02:08 AM	5+1=6	27	12	1,400
4	191 / 757	Country Walk Park Recreation Ctr	14601 Country Walk Drive	6,529	1,955	12:30 AM	01:31 AM	6+1=7	32	16	1,488
5	541 / 984	Miami Fire Station #4	1105 SW 2nd Avenue	5,383	1,355	12:30 AM	01:35 AM	4	21	11	882
6	790 / 759	South Kendall Community Church	16550 Southwest 147th Avenue	8,445	2,076	12:12 AM	01:19 AM	10	42	10	2,109
7	372 / 304	Country Village Park	6550 NW 188 Terrace	7,708	1899	11:57 PM	12:21 AM	7	38	12	1,210
8	408	Fontainebleau Milton Rental Apt.	9517 Fontainebleau Boulevard	3,880	1,096	11:53 PM	12:33 AM	3	18	10	597
9	452	Eugenia B. Thomas Elementary	5950 Northwest 114th Avenue	3,416	1,035	11:53 PM	12:45 AM	3	16	10	834
10	351	The Moors Club Center	17320 NW 65th Avenue	4,859	1,661	11:53 PM	12:57 AM	4	22	12	1,728
11	359	Roberto Casas Park	7900 West 32nd Avenue	4,437	1,211	11:49 PM	12:30 AM	4	20	10	1,700
12	388	West Hialeah Gardens Elementary	11990 Northwest 92nd Avenue	3,030	946	11:48 PM	12:38 AM	3	13	10	788
13	277 / 246	Mount Zion Apostolic Temple	9300 NW 32nd Ave	2,610	687	11:31 PM	12:11 AM	3	11	10	759
14	939 / 919	Homestead Stadium Clubhouse	1601 SE 28 Avenue	5,657	1316	11:25 PM	12:23 AM	9	28	10	1,800
15	702	Lake of The Meadows Rec. Center	4450 SW 152nd Avenue	4,702	1,530	11:25 PM	12:40 AM	4	22	11	2,700
16	403	La Catedral Del Pueblo	190 Northwest 79th Avenue	5,548	1,354	11:19 PM	12:29 AM	5	26	12	1,520
17	775	Westwind Lakes Park	6805 SW 152nd Avenue	5,000	1,385	11:13 PM	12:45 AM	4	23	10	1,008
18	949 / 907	Vilgs of Homestead Audubon Club House	1851 South Canal Drive	5,992	1353	11:10 PM	12:24 AM	10	29	11	1,000
19	955 / 847 / 482	Centennial Middle School	8601 Southwest 212th Street	6,434	1767	11:05 PM	12:24 AM	4	31	12	1,110
20	957 / 932 / 928 / 167	Goulds Park	11350 SW 216 Street	3,633	1,038	11:04 PM	12:27 AM	6	16	14	790
21	569 / 995	Stanley Axlrod UTD Towers, Inc.	1809 Brickell Avenue	7,169	1746	10:40 PM	12:21 AM	8	34	13+19=32	1,900
22	360	Ernest R. Graham K-8 Center	7330 West 32nd Avenue	3,627	1226	10:24 PM	12:07 AM	3	16	10	540
23	568 / 524	Simpson Park Recreation Building	55 SW 17th Road	2,935	812	09:59 PM	01:00 AM	6	13	10	1,553
24	176 / 147	Sen. Gwen Margolis Community Ctr	1590 NE 123rd Street	1,133	416	07:35 PM	12:24 AM	2	5	12	3,000

ATTACHMENT C:
RECOMMENDATIONS AND FISCAL IMPACTS FROM THE NOVEMBER 6, 2012 GENERAL ELECTION AFTER-ACTION REPORT

EARLY VOTING RECOMMENDATIONS	FISCAL IMPACT (10 ADDITIONAL EV SITES)	FISCAL IMPACT (20 ADDITIONAL EV SITES)
<ul style="list-style-type: none"> ▶ Staffing ratio to election complexities ▶ Deployment of additional equipment ▶ Ensure supervisory/management level field assessments performed during Early Voting ▶ Engage administrator-level County employees to support the management of Early Voting sites during major elections 	<p>Estimated Cost: \$ 656,640.00 EV Staff Tech Rover Staff EV Ballot Pickup Staff</p> <p>Estimated Cost: \$ 1,057,500.00 EV Evids DS200 scanners Tech Rover trucks ISD Pool Vehicles Air Cards Ballot-on-Demand Printers</p> <p>No fiscal impact</p> <p>In-kind from County departments</p>	<p>Estimated Cost: \$ 1,197,360.00 EV Staff Tech Rover Staff EV Ballot Pickup Staff</p> <p>Estimated Cost: \$ 2,115,000.00 EV Evids DS200 scanners Tech Rover trucks ISD Pool Vehicles Air Cards Ballot-on-Demand Printers</p> <p>No fiscal impact</p> <p>In-kind from County departments</p>
Early Voting Estimated Cost:	\$1,714,140.00	\$3,312,360.00

ABSENTEE BALLOTS RECOMMENDATIONS	FISCAL IMPACT
<ul style="list-style-type: none"> ▶ Review technology to improve internal processes such as automated signature verification software and advance mail ballot processing equipment ▶ Increase capacity for space and phone licensing to engage a larger number of call takers to effectively manage high call volumes ▶ Establish stronger contingency plans for mechanical breakdowns of equipment/modify the Reliavote contract for a 24 hour maintenance support during major elections ▶ Expand recruiting opportunities to more aggressively target agencies; South Florida Workforce, Investment Board, schools, colleges, universities and job fairs ▶ Increase seasonal staffing levels for 24 hour operations ▶ Improved coordination with USPS 	<p>Estimated Cost: \$ 1,377,828.00 Two (2) sorters and required components (such as servers)</p> <p>Estimated Cost: \$ 971,350.00 Rental cost for space Phone Licensing costs Equipment needs for staff (computers, phones, cubicles, etc)</p> <p>Estimated cost: TBD Pending vendor quote at this time</p> <p>No fiscal impact</p> <p>Estimated Cost: \$ 110,370.00</p> <p>No fiscal impact</p>
Absentee Ballot Estimated Cost:	\$2,459,548.00

ATTACHMENT C:
RECOMMENDATIONS AND FISCAL IMPACTS FROM THE NOVEMBER 6, 2012 GENERAL ELECTION AFTER-ACTION REPORT

ELECTION DAY RECOMMENDATIONS	FISCAL IMPACT
<ul style="list-style-type: none"> ▶ Geographically stationed centers for quick equipment deployment ▶ Handheld field technology to enhance tracking accountability and management of activities on election day ▶ Rent additional ballot scanners ▶ Utilize electronic Poll Books for Evid technology ▶ Purchase software to systematically track/evaluate poll worker attendance and performance ▶ Enhance Call Center Staffing for Election Day support ▶ Improved functionality of polls closing software to capture time last voter cast a vote ▶ Conduct performance improvement analysis for polling place procedures and how long it takes the verage voter to cast a ballot ▶ Enhance Poll Deputy training to emphasizing line management ▶ Enhance Clerk training to include operational needs and empower Clerks to make recommendations regarding the sufficiency equipment and staffing allocations ▶ Engage administrator-level County employees to support the management of polling locations during major elections 	<p>No fiscal impact</p> <p>Estimated Cost: \$ 200,000.00</p> <p>Estimated Cost: \$ 500,000.00</p> <p>Estimated Cost: \$ 2,704,000.00</p> <p>Estimated Cost: \$ 50,000.00</p> <p>No fiscal impact</p> <p>No fiscal impact</p> <p>No fiscal impact</p> <p>No fiscal impact</p> <p>No fiscal impact</p> <p>In-kind from County departments</p>
Election Day Estimated Cost:	\$3,454,000.00

SUMMARY OF RECOMMENDATIONS	FISCAL IMPACT (WITH 10 ADDITIONAL EV SITES)	FISCAL IMPACT (WITH 20 ADDITIONAL EV SITES)
Early Voting Estimated Cost:	\$1,714,140.00	\$3,312,360.00
Absentee Ballot Estimated Cost:	\$2,459,548.00	\$2,459,548.00
Election Day Estimated Cost:	\$3,454,000.00	\$3,454,000.00
Total Fiscal Impact of all Recommendations:	\$7,627,688.00	\$9,225,908.00
Total Technological Enhancements:	\$5,889,328.00	\$6,946,828.00

**ATTACHMENT D:
NOVEMBER 6, 2012 GENERAL ELECTION PRECINCT-LEVEL ANALYSIS SUMMARY**

Miami-Dade County's 829 precincts are managed by 583 Election Boards across 543 locations on Election Day. This is because some precincts are co-located at the same facility. The attached report provides an analysis of the following information for each Election Board.

- Precinct(s) – those precincts that are co-located at the same facility and managed by the same Election Board are listed together for reporting purposes.
- District Splits – those precincts that were impacted by redistricting are noted here. These are split precincts, wherein voters in the same precinct receive different ballot styles based on the district they reside in. The number of splits in each impacted precinct is represented in parentheses, i.e. 255(2) represents a precinct that has two splits.
- Polling Place – the name and address of the polling facility.
- Total Registered Voters – the total number of registered voters, at the time of book closing for the General Election, for the precinct(s) managed by that Election Board.
- Election Day Voters – the total number of voters who voted on Election Day at the precinct(s) managed by that Election Board.
- Time Reported Closed – the time at which the Clerk called Election Central to report that the closing procedures were complete. Election Central is the call center managed at Elections headquarters as a communications center for poll workers.
- Last Voter Voted – the results tape of each optical scanner in every precinct indicates when the last voter voted. Results tapes are printed by the Election Specialist as part of the closing procedures once the last voter leaves.
- Poll Worker Feedback – survey response of the poll workers assigned to that Election Board when asked whether their operation was smooth or challenging on Election Day.
- Contributing Factors – those factors that contributed to a smooth or challenging operation on Election Day as reported by the poll workers.
- Optical Scanners – the total number of optical scanners deployed to each precinct(s) managed by that Election Board.
- Privacy Booths – the total number of privacy booths deployed to each precinct(s) managed by that Election Board.

Findings

As previously discussed in the Elections Department After Action Report, the time that the last voter voted is a more accurate depiction of the Election Day experience for voters than the time reported closed. After reviewing the results tapes assigned to each Election Board, ***it was found that 91% of all Election Boards served their last voter by 10:00 p.m.***

In summary:

- 62% served their last voter by 8:00 p.m.
- 85% served their last voter by 9:00 p.m.
- 91% served their last voter by 10:00 p.m.
- 97% served their last voter by 11:00 p.m.
- 99% served their last voter by 12:00 a.m.
- 100% served their last voter by 1:18 a.m.

**ATTACHMENT D:
NOVEMBER 6, 2012 GENERAL ELECTION PRECINCT-LEVEL ANALYSIS SUMMARY**

Additionally, 3 poll workers who hold positions of the highest authority at each location were surveyed. Each Election Board is managed by a Clerk, Assistant Clerk and Election Specialist as described below.

Position	Job Description
Clerk	Responsible for the management of the entire polling place and all voting activities; exercises discretion to determine what activities are disruptive to voters.
Assistant Clerk	Assists the Clerk in any capacity.
Election Specialist (ES)	All County employees. Responsible for optical scan equipment and voter eligibility verification. Transports voted ballots & media.

These poll workers were surveyed in order to understand their perspective of what went well or what challenges they faced at their polling location on Election Day. In summary:

- 100% of Election Boards were surveyed (583)
- 83% response rate (483)
 - 85% reported their Election Day operations went smoothly.
 - 15% reported their Election Day operations were challenging.
- Six categories of Contributing Factors were identified:
 - Communications
 - Polling Facilities
 - Poll Workers
 - Equipment
 - Procedures
 - Ballot Issues
- The most reported factors that contributed to a smooth Election Day operation were:
 - Sufficient equipment & supplies
 - Prepared voters
- The most reported factors that contributed to a challenging Election Day operation were:
 - Additional equipment or supplies needed
 - Length of the ballot, unprepared voters
 - Additional or more dependable poll workers needed

The feedback received from poll workers, and the data obtained from the results tapes, better illustrates the Election Day experience for many of our voters. What is not known is the actual length of time that any of our voters waited in line, as there was no mechanism in place to capture or report this information. The monitoring of wait times on Election Day will be a focus of pre-election planning for future General Elections in an effort to better serve our voters.

**ATTACHMENT D:
NOVEMBER 6, 2012 GENERAL ELECTION PRECINCT-LEVEL ANALYSIS (Legend)**

Survey Legend - Contributing Factors Based on Poll Worker Comments

1	Poll Worker Communications	4	Polling Facilities
	Challenging:		Challenging:
	Held too long to verify voters with Election Central		Polling place too small
	More knowledgeable Election Central staff		Too many precincts in one location
			No AC in outdoor polling places
			More parking needed
	Smooth:		Smooth:
	No voter verification issues		Adequate polling facility
			School not in session

2	Poll Workers	5	Equipment
	Challenging:		Challenging:
	More Poll Workers needed		Additional scanners needed
	More dependable Poll Workers		Additional privacy booths needed
	More extensive Poll Worker training		Missing supplies
	Need Younger Poll Workers		
	Smooth:		Smooth:
	Knowledgeable Poll Workers		Sufficient equipment and supplies
	Good teamwork among Poll Workers		
	Sufficient number of Poll Workers		

3	Procedures	6	Ballot Issues
	Challenging:		Challenging:
	Simpler check-in process		Line too long
	Voters not allowed to drop-off absentee ballots		Length of the ballot
	More Early Voting would have alleviated lines		Unprepared voters took a long time voting ballot
	Smooth:		Smooth:
	Good control of voter flow		Prepared, well educated voters
	Steady flow of voters		Passed out sample ballots
	No long lines		

**ATTACHMENT D:
NOVEMBER 6, 2012 GENERAL ELECTION PRECINCT-LEVEL ANALYSIS (Survey, Sorted by Time Last Voter Voted)**

Precinct	District Splits	Polling Place Name and Address	Total Registered Voters	Election Day Voters	Time Reported Closed	Last Voter Voted	Poll Worker Feedback	Contributing Factors	Privacy Booths	Optical Scanners
510		Universal Church of the Kingdom of God 3501 W Flagler Street	947	289	7:56 PM	7:01 PM	Smooth	None Reported	4	2
554		Iglesia Bautista Renovacion Cristia 50 NW 51 Place	1664	391	7:59 PM	7:03 PM	Smooth	4,5	7	2
559,994		Ebenezer Freewill Baptist Church 4111 SW 4 Street	2270	715	7:59 PM	7:03 PM	Smooth	None Reported	10	4
841		Robert Morgan Vocational Tech School 18180 SW 122 Avenue	1756	541	7:42 PM	7:04 PM	Smooth	6	8	2
145		Natural Bridge Elementary School 1650 NE 141 Street	581	161	7:38 PM	7:04 PM	Challenging	1	3	1
219		Bunche Park Elementary School 16001 Bunche Park School Drive	1198	418	7:53 PM	7:05 PM	No Response	No Response	5	1
204		Antioch Missionary Baptist Church 3330 NW 213 Terrace	900	356	8:02 PM	7:06 PM	Smooth	5,6	4	2
266,281		Jefferson Reaves Sr Park 3090 NW 50 St	270	77	7:42 PM	7:06 PM	No Response	No Response	3	2
295		North Dade Regional Library 2455 NW 183 St	1229	268	7:37 PM	7:06 PM	Challenging	3,5	7	1
570		Coral Way K-8 Center School 1950 SW 13 Ave	1706	593	7:29 PM	7:06 PM	Smooth	5,6	7	2
255	255 (2)	Lillie C Evans Elementary School 1895 NW 75 St	1060	386	8:35 PM	7:08 PM	Smooth	None Reported	4	2
216		Grace United Community Church 901 NW 183 St	2689	725	8:12 PM	7:08 PM	Smooth	1,5	12	2
244		Twin Lakes Community Center 1221 NW 95 St	2459	728	8:00 PM	7:08 PM	Challenging	2,5	11	2
291		Miami Gardens Elementary School 4444 NW 195 St	1106	394	7:51 PM	7:08 PM	Smooth	4,5	5	1
513		Church Of The Open Door UCC 6001 NW 8 Ave	686	247	7:47 PM	7:08 PM	Smooth	None Reported	3	1
20		Miami Beach Fire Station #3 5303 Collins Ave	197	68	8:00 PM	7:09 PM	Smooth	4,6	3	2
533		Culmer Neighborhood Service Center 1600 NW 3 Ave	2719	895	7:43 PM	7:09 PM	Smooth	6	13	3
616		Chamber South 6410 SW 80 St	1408	483	7:40 PM	7:09 PM	Smooth	3	6	2
799,816		Church of the Ascension 11201 SW 160 St	2668	736	8:44 PM	7:10 PM	Challenging	5, 1	12	2
173,240		Carrie P. Meek Elememtry School 2101 NW 127 St	2976	787	7:52 PM	7:10 PM	Smooth	2,4	15	4
59,179,180		C. Lawton McCall Community Center 9617 Park Dr	613	300	7:46 PM	7:10 PM	Smooth	1,2	3	2

**ATTACHMENT D:
NOVEMBER 6, 2012 GENERAL ELECTION PRECINCT-LEVEL ANALYSIS (Survey, Sorted by Time Last Voter Voted)**

Precinct	District Splits	Polling Place Name and Address	Total Registered Voters	Election Day Voters	Time Reported Closed	Last Voter Voted	Poll Worker Feedback	Contributing Factors	Privacy Booths	Optical Scanners
260	260 (2)	Dr. M. L. King Memorial Park 6000 NW 32 Ct	1309	371	7:54 PM	7:11 PM	Smooth	5	6	3
528,588	588 (2)	Allapattah Branch Library 1799 NW 35 St	908	344	8:56 PM	7:12 PM	Smooth	None Reported	3	5
804	804 (2)	Coral Reef Branch Library 9211 SW 152 St	2208	588	8:22 PM	7:12 PM	No Response	No Response	10	3
445,448		Womens History Gallery 10251 W Flagler Street	1992	611	7:56 PM	7:12 PM	Smooth	5	9	3
924,950		Redlands Community Church 14601 SW 248 St	86	37	7:51 PM	7:12 PM	Smooth	3, 6, 5, 1	3	2
912,943	912 (3)	Redlands Community Church 14601 SW 248 St	720	323	7:50 PM	7:12 PM	Smooth	4, 3	3	4
618,645	645 (2)	Pincrest Branch Library 5835 SW 111 Street	1338	471	7:47 PM	7:12 PM	Challenging	1, 3, 5	6	4
583		Miami Fire Station #8 2975 Oak Ave	1818	609	8:34 PM	7:13 PM	Smooth	1,2	8	2
920,935,964	920 (2)	Phichol Williams Community Center 951 SW 4 St	1495	429	8:11 PM	7:13 PM	Smooth	3, 2, 1,6	7	3
509		Universal Church of the Kingdom of God 3501 W Flagler St	1740	437	7:52 PM	7:13 PM	Smooth	6	8	2
514		Miami Edison Middle School 6101 NW 2 Ave	1589	478	7:27 PM	7:13 PM	Smooth	None	7	2
254		The Highway Church Apostle Faith 2141 NW 76 St	2219	611	8:01 PM	7:14 PM	Smooth	None Reported	10	2
915		Homestead Community Center 1601 N Krome Ave	1954	743	7:57 PM	7:14 PM	Challenging	1, 5, 3	10	3
809,850		Christ Congregational Church 14920 SW 67 Ave	669	337	7:49 PM	7:14 PM	Smooth	5	3	2
15		Normandy Shores Golf Club 2401 Biarritz Drive	893	359	7:40 PM	7:14 PM	Smooth	None Reported	4	2
636		Coral Gables Branch Library 3443 Segovia St	1282	382	7:40 PM	7:14 PM	Challenging	5, 1, 6	5	2
963	963 (2)	Community Plaza 777 W Palm Dr	784	205	7:33 PM	7:14 PM	No Response	No Response	3	3
1,67		Sunny Isles Beach Governement Ctr 18070 Collins Ave	2217	729	8:24 PM	7:15 PM	Smooth	5,6	10	3
32		Miami Beach Regional Library 227 - 22 St	1972	476	8:06 PM	7:15 PM	Smooth	2	9	2
937,938,961,962	937 (5)	Florida City Elementary School 364 NW 6 Ave	783	181	7:59 PM	7:15 PM	Smooth	5	4	6
44		South Pointe Park Community Center 1 Washington Ave	473	89	7:55 PM	7:15 PM	Smooth	4	3	1

**ATTACHMENT D:
NOVEMBER 6, 2012 GENERAL ELECTION PRECINCT-LEVEL ANALYSIS (Survey, Sorted by Time Last Voter Voted)**

Precinct	District Splits	Polling Place Name and Address	Total Registered Voters	Election Day Voters	Time Reported Closed	Last Voter Voted	Poll Worker Feedback	Contributing Factors	Privacy Booths	Optical Scanners
33,53		Miami Beach Sr. High School 2231 Prairie Ave	1049	218	7:52 PM	7:15 PM	No Response	No Response	5	2
826	826 (2)	R R Moton Elementary School 18050 Homestead Ave	1153	446	7:44 PM	7:15 PM	Smooth	5	5	2
517		Jerusalem French S.D.A. Church 4201 NE 2 Ave	1358	339	7:44 PM	7:15 PM	Smooth	5	6	2
531,975		Claude Pepper Community Center II 750 NW 18 Tr	2128	551	8:41 PM	7:16 PM	No Response	No Response	9	3
257		Saint James AME Church 1845 NW 65 St	1260	410	8:29 PM	7:16 PM	Smooth	2	6	2
156		Catholic Community SVC SR Center 9900 NE 2 Ave	1593	778	8:11 PM	7:16 PM	Smooth	5	7	2
437		Olympia Heights Elementary School 9797 SW 40 St	1995	667	8:06 PM	7:16 PM	Challenging	1,6	9	2
154		Hubert O Sibley Elementary School 255 NW 115 St	1722	665	8:01 PM	7:16 PM	Challenging	No Response	7	2
112		Plaza Del Prado Condominium 18011 Biscayne Blvd	543	312	8:00 PM	7:16 PM	Smooth	5	3	1
261,288		Olinda Elementary School 5536 NW 21 Ave	2038	504	7:50 PM	7:16 PM	Smooth	1,3	10	3
222		Miami Gardens Church Of Christ 2255 NW 183 St	2550	681	7:45 PM	7:16 PM	Smooth	None Reported	12	2
651,665		Hope Lutheran Church 6330 Bird Road	928	380	7:45 PM	7:16 PM	Smooth	1, 5	4	2
162		Soar Memorial Park 100 NW 83 St	1699	578	8:11 PM	7:17 PM	Smooth	5	7	2
250		Mt Carmel Missionary Baptist Church 1745 NW 79 St	1377	420	8:07 PM	7:17 PM	Challenging	3,5,6	6	2
101	101 (2)	Highland Oaks Elementary School 20500 NE 24 Ave	2408	954	7:46 PM	7:17 PM	Smooth	1,4	11	2
390		Bob Graham Education Center 15901 NW 79 Ave	3022	1164	8:24 PM	7:18 PM	No Response	No Response	14	4
926,936,960		West Homestead Elementary School 1550 SW 6 St	1242	418	8:07 PM	7:18 PM	Smooth	2, 5,	5	3
38		Veterans Foreign War Post #3559 650 West Ave	501	143	7:54 PM	7:18 PM	Smooth	2,5,6	3	1
978		Morningside Elementary School 6620 NE 5 Ave	1223	288	7:50 PM	7:18 PM	No Response	No Response	5	1
607,637	637 (2)	Coral Gables Congregational Church 3010 Desoto Blvd	2249	766	7:47 PM	7:18 PM	Challenging	5, 4	10	5
581,998		Museum Of Science 3280 S Miami Ave	1040	268	7:44 PM	7:18 PM	Smooth	5	4	2

**ATTACHMENT D:
NOVEMBER 6, 2012 GENERAL ELECTION PRECINCT-LEVEL ANALYSIS (Survey, Sorted by Time Last Voter Voted)**

Precinct	District Splits	Polling Place Name and Address	Total Registered Voters	Election Day Voters	Time Reported Closed	Last Voter Voted	Poll Worker Feedback	Contributing Factors	Privacy Booths	Optical Scanners
505		St Matthew Freewill Baptist Church 6700 NW 2 Ave	1609	420	7:25 PM	7:18 PM	Challenging	6	7	2
220		New Way Fellowship Baptist Church 16800 NW 22 Ave	1859	531	8:03 PM	7:19 PM	Smooth	3	9	2
617		Fire Rescue Station #3 11911 Old Cutler Rd	3259	879	8:00 PM	7:19 PM	Challenging	5, 2,	15	3
611,638		Coral Gables Sr High School 450 Bird Rd	1900	545	7:50 PM	7:19 PM	Smooth	6, 5	8	4
325		Knights Of Columbus 545 W 51 Pl	1221	393	7:46 PM	7:19 PM	Smooth	1	5	1
265,280	265 (2)	Opa Locka Senior Citizen Bldg # A 14295 NW 21 Ct	1008	326	7:41 PM	7:19 PM	Smooth	5	4	3
158		Phyllis R Miller Elementary School 840 NE 87 St	313	123	7:29 PM	7:19 PM	No Response	No Response	3	1
534,539	534 (2)	Miami Fire Station #2 1901 North Miami Ave	1895	437	8:49 PM	7:20 PM	No Response	No Response	10	4
165	165 (4)	Miami Dade County Fire Station #20 13000 NE 16 Ave	912	367	8:49 PM	7:20 PM	Challenging	5	3	4
61,210		St. Basil Catholic Church Hall 1475 NE 199 St	1788	701	8:08 PM	7:20 PM	Smooth	5	8	2
571,594	571 (2), 594 (2)	El Cordero Presbyterian Church 2091 SW 14 Ave	1782	657	8:08 PM	7:20 PM	Challenging	2,6	8	4
289,550	289 (2)	Miami Fire Fighter Benevolent Assoc 2980 NW S River Dr	2134	734	8:06 PM	7:20 PM	Smooth	5	10	4
252	252 (2)	Arcola Park 1680 NW 87 Street	2490	653	8:05 PM	7:20 PM	Smooth	None Reported	12	2
512,596		St Paul Inst Ame Church 1892 NW 51 Tr	2031	625	8:02 PM	7:20 PM	Challenging	3	10	3
22		Miami Beach Fire Station #3 5303 Collins Ave	337	88	8:00 PM	7:20 PM	No Response	No Response	3	2
398		Zelda Glazer Middle School 15015 SW 24 St	872	348	7:53 PM	7:20 PM	No Response	No Response	3	2
620, 672		David Fairchild Elementary School 5757 SW 45 St	1061	417	7:46 PM	7:20 PM	Smooth	2	4	3
612		St Augustine Catholic Church 1400 Miller Rd	1370	547	7:43 PM	7:20 PM	Challenging	5, 1, 2	8	2
40		South Pointe Elementary School 1050 - 4 St	1862	576	7:41 PM	7:20 PM	Smooth	6	9	2
19		Normandy Park and Pool 7030 Trouville Esplanade	828	297	7:40 PM	7:20 PM	Smooth	2,5	3	2
532		Christ Episcopal Church 3481 Hibiscus St	666	215	7:35 PM	7:20 PM	Smooth	5	3	1

**ATTACHMENT D:
NOVEMBER 6, 2012 GENERAL ELECTION PRECINCT-LEVEL ANALYSIS (Survey, Sorted by Time Last Voter Voted)**

Precinct	District Splits	Polling Place Name and Address	Total Registered Voters	Election Day Voters	Time Reported Closed	Last Voter Voted	Poll Worker Feedback	Contributing Factors	Privacy Booths	Optical Scanners
768		Richmond Fire Station #43 13390 SW 152 St	490	224	7:24 PM	7:20 PM	Challenging	2	3	1
211		Hibiscus Elementary School 18701 NW 1 Ave	908	316	8:40 PM	7:21 PM	No Response	No Response	5	2
409,460,487	409 (2)	Sweetwater Elementary School 10655 SW 4 St	1780	577	8:14 PM	7:21 PM	Smooth	6	8	5
223		Cosmopolitan Baptist Church 3003 NW 207 St	2174	649	8:06 PM	7:21 PM	Smooth	1,2	10	2
27		Miami Beach Regional Library 227 - 22 St	877	192	7:53 PM	7:21 PM	Smooth	6	4	2
724,777	724 (2)	Miami Elk's Lodge #948 10301 SW 72 St	2258	744	7:48 PM	7:21 PM	No Response	No Response	10	5
603	603 (2)	Central Christian Church of Dade Co 222 Menores Ave	1604	540	7:43 PM	7:21 PM	Smooth	2	7	2
120		North Miami Beach Sr High School 1247 NE 167 St	690	242	7:42 PM	7:21 PM	No Response	No Response	3	1
558,974		Kinloch Park Community Center 455 NW 47 Ave	1754	493	9:51 PM	7:22 PM	Smooth	None Reported	8	3
262,286		Mildred & Claude Pepper Towers 2350 NW 54 St	2004	527	7:56 PM	7:22 PM	Challenging	5,2	10	3
752		Continental Park/Dice House 10000 SW 82 Ave	1987	692	7:46 PM	7:22 PM	Smooth	5, 6	9	2
137,139	137 (2)	North Miami Jaycees 12100 W Dixie Hwy	1482	392	8:32 PM	7:23 PM	Challenging	5	6	3
584		Frankie S Rolle Service Center 3750 S Dixie Hwy	1753	471	8:15 PM	7:23 PM	Smooth	6	8	2
802		Dorothy M. Wallace Cope Center South 10225 SW 147 Tr	1926	495	8:12 PM	7:23 PM	Smooth	5	9	2
348,356,394		Medley Town Hall 7777 NW 72 Ave	615	344	8:04 PM	7:23 PM	Smooth	5	3	2
126	126 (2)	Fulford Elementary School 16140 NE 18th Avenue	1921	600	8:01 PM	7:23 PM	Smooth	None Reported	8	4
810		St. Richard Parish Center 7500 SW 152 St	3087	1212	7:56 PM	7:23 PM	No Response	No Response	15	4
263,282		Lorah Park Elementary School 5160 NW 31 Ave	2594	726	7:51 PM	7:23 PM	Smooth	4,5,6	12	4
641,644		Rivera Presbyterian Church 5275 Sunset Dr	1421	539	7:48 PM	7:23 PM	Smooth	2, 5, 3,6	6	3
627,647		Kendall United Methodist Church 7600 SW 104 St	1983	745	7:45 PM	7:23 PM	Smooth	5	9	3
902,941	902 (4)	Silver Palm United Methodist Church 15855 SW 248 St	2432	965	8:46 PM	7:24 PM	Smooth	5, 6	11	6

**ATTACHMENT D:
NOVEMBER 6, 2012 GENERAL ELECTION PRECINCT-LEVEL ANALYSIS (Survey, Sorted by Time Last Voter Voted)**

Precinct	District Splits	Polling Place Name and Address	Total Registered Voters	Election Day Voters	Time Reported Closed	Last Voter Voted	Poll Worker Feedback	Contributing Factors	Privacy Booths	Optical Scanners
746		William Lehman Elementary School 10990 SW 113 Pl	1106	446	8:33 PM	7:24 PM	Smooth	5	5	1
18		Indian Creek Fire Station #4 6880 Indian Creek Dr	2242	709	8:30 PM	7:24 PM	Challenging	2,3,6	11	2
113		Point East Condominium 2895 Point East Dr	1064	479	8:22 PM	7:24 PM	Smooth	None Reported	4	2
622,652,674,676		Palmetto Presbyterian Church 6790 SW 56 St	1583	575	8:17 PM	7:24 PM	No Response	No Response	7	4
447		Miami Christian School 200 NW 109 Ave	2133	717	8:13 PM	7:24 PM	Smooth	4,5	10	2
308		Miami Lakes K-8 Center School 14250 NW 67 Ave	1305	500	8:12 PM	7:24 PM	Smooth	5	6	1
404	404 (2)	Seminole Elementary School 121 SW 78 Pl	2327	654	7:59 PM	7:24 PM	Smooth	5	10	2
536		Phyllis Wheatley Elementary School 1801 NW 1 Pl	1060	305	9:12 PM	7:25 PM	Smooth	4	5	1
366,971		Doral Isles Island Club 6450 NW 110 Ave	1938	845	8:49 PM	7:25 PM	Smooth	1	8	4
565	565 (2)	Riverside Elementary School 1190 SW 2 St	2734	742	8:09 PM	7:25 PM	Challenging	2,3	12	3
548		Miami-Dade County Auditorium 2901 W Flagler St	1806	510	8:04 PM	7:25 PM	Smooth	2	8	2
515,977		Tousaint Louverture Elementary 120 NE 59 St	1725	419	8:02 PM	7:25 PM	Challenging	2,6	8	2
338,383,400	338 (2)	Hialeah Moose Lodge #1074 305 E 32 St	2566	740	8:01 PM	7:25 PM	Smooth	4	11	4
754		Leewood Elementary School 10343 SW 124 St	2197	844	7:56 PM	7:25 PM	Challenging	5, 2, 4, 6	10	2
118		John F Kennedy Middle School 1075 NE 167 St	1088	362	7:47 PM	7:25 PM	Smooth	6	7	1
614		Coral Gables Fire Station #2 525 S Dixie Hwy	1189	448	7:47 PM	7:25 PM	Challenging	5, 6, 4	5	1
324		Vivian Villas 4650 W 12 Ave	1780	639	7:46 PM	7:25 PM	Smooth	None Reported	8	2
560,972	560 (2)	Kinloch Park Middle School 4340 NW 3 St	2789	833	8:36 PM	7:26 PM	Smooth	None Reported	13	4
755	755 (2)	Killian Pines UTD Methodist Church 10755 SW 112 St	1717	647	8:31 PM	7:26 PM	Smooth	4	8	2
226		Golden Glades Elementary School 16520 NW 28 Ave	2032	666	8:13 PM	7:26 PM	Challenging	4,5,6	9	2
504,592		Legion Memorial Park 6447 NE 7 Ave	1879	590	7:48 PM	7:26 PM	Smooth	None Reported	8	3

**ATTACHMENT D:
NOVEMBER 6, 2012 GENERAL ELECTION PRECINCT-LEVEL ANALYSIS (Survey, Sorted by Time Last Voter Voted)**

Precinct	District Splits	Polling Place Name and Address	Total Registered Voters	Election Day Voters	Time Reported Closed	Last Voter Voted	Poll Worker Feedback	Contributing Factors	Privacy Booths	Optical Scanners
419		West Dade Regional Library 9445 Coral Way	1308	316	7:31 PM	7:26 PM	Smooth	2	6	1
121,134		Fulford United Methodist Church 1900 NE 164 St	1136	437	11:05 PM	7:27 PM	No Response	No Response	5	2
218		New Way Fellowship Baptist Church 16800 NW 22 Ave	1570	482	8:25 PM	7:27 PM	Smooth	None Reported	7	2
51		Key Biscayne Community Center 10 Village Green Way	2107	851	8:23 PM	7:27 PM	Smooth	3	9	2
765		General Conference 7th Day Advent 8100 SW 117 Ave	2420	739	8:06 PM	7:27 PM	No Response	No Response	13	2
630		Palmetto Elementary School 12401 SW 74 Ave	1623	622	8:04 PM	7:27 PM	Smooth	2	7	2
24		Nautilus Middle School 4301 N Michigan Ave	1635	555	7:59 PM	7:27 PM	Smooth	2,5	7	2
710		Westwood Park 11350 SW 53 Tr	1957	689	7:56 PM	7:27 PM	Smooth	5, 6	9	2
626,648		Christ The King Lutheran Church 11295 SW 57 Ave	630	259	7:51 PM	7:27 PM	Smooth	4	3	2
69		Phyllis R Miller Elementary School 840 NE 87 St	547	230	7:44 PM	7:27 PM	Smooth	5,6	3	1
916,917	916 (2)	Homestead Family YMCA 1034 NE 8 St	1756	401	8:42 PM	7:28 PM	Smooth	No Response	8	5
140,189		Haitian Evangelical Baptist Church 14455 Memorial Hwy	2670	581	8:37 PM	7:28 PM	Smooth	3	12	4
182,187		Griffing Senior Citizens Center 12220 Griffing Blvd	921	280	8:36 PM	7:28 PM	Smooth	5	4	2
585,634		Elizabeth Virrick Park 3255 Plaza St	1274	352	8:35 PM	7:28 PM	No Response	No Response	5	3
203	203 (2)	North County Elementary School 3250 NW 207 St	2348	790	8:20 PM	7:28 PM	Smooth	5,6	12	3
519		Shadowlawn Elementary School 149 NW 49 St	2063	588	8:15 PM	7:28 PM	Smooth	None Reported	10	2
212		Star Lakes Association Inc. 301 NE 191 St	2217	710	8:07 PM	7:28 PM	Smooth	2,5,6	11	2
910		Hospital Alma Lutheran Church 29501 SW 152 Ave	2880	908	8:05 PM	7:28 PM	Smooth	6, 5	13	3
449		W R Thomas Middle School 13001 SW 26 St	1415	468	8:03 PM	7:28 PM	Smooth	4,5,6	6	2
959		Stonegate Community 1020 NE 34 Ave	891	379	8:02 PM	7:28 PM	Challenging	5, 1, 3	4	2
241	241 (2)	Miami Park Elementary School 2225 NW 103 St	1992	607	7:58 PM	7:28 PM	Smooth	3	9	3

**ATTACHMENT D:
NOVEMBER 6, 2012 GENERAL ELECTION PRECINCT-LEVEL ANALYSIS (Survey, Sorted by Time Last Voter Voted)**

Precinct	District Splits	Polling Place Name and Address	Total Registered Voters	Election Day Voters	Time Reported Closed	Last Voter Voted	Poll Worker Feedback	Contributing Factors	Privacy Booths	Optical Scanners
125		Highland Village 13621 NE 21 Ave	520	245	7:57 PM	7:28 PM	Smooth	6	5	1
723	723 (2)	Kendall Branch Library 9101 SW 97 Ave	1354	347	7:57 PM	7:28 PM	Smooth	5, 4	6	2
707		German American Social Club 11919 SW 56 St	762	300	7:41 PM	7:28 PM	Smooth	6, 5	3	2
217	217 (2)	Hotel Roma Golden Glades 16805 NW 12 Ave	2204	636	8:52 PM	7:29 PM	No Response	No Response	10	3
258	258 (2)	NFL Yet Center/Gwen Cherry Park 7090 NW 22 Ave	1181	343	8:33 PM	7:29 PM	Smooth	None Reported	4	2
776		Eureka Park 18320 SW 119 Avenue	2701	747	8:31 PM	7:29 PM	Smooth	4	12	2
306		Miami Lakes Middle School 6425 Miami Lakeway North	1916	722	8:22 PM	7:29 PM	Smooth	3	9	2
904		Naranja Neighborhood Service Center 13955 SW 264 St	2756	753	8:00 PM	7:29 PM	Smooth	No Response	12	2
423		West Miami Middle School 7525 SW 24 St	1926	544	7:31 PM	7:29 PM	Smooth	None Reported	8	2
927,929		Martin Luther King Jr Clinic 810 W Mowry St	350	143	10:10 PM	7:30 PM	No Response	No Response	3	2
49,52		Key Biscayne Community Center 10 Village Green Way	1872	764	8:26 PM	7:30 PM	Smooth	5	8	3
231		Bible Baptist Church 17701 NW 57 Ave	2255	728	8:17 PM	7:30 PM	No Response	No Response	10	2
631,650		Palmetto Middle School 7351 SW 128 St	1226	514	8:06 PM	7:30 PM	Smooth	5	5	3
566		Jose Marti Park Gymnasium 434 SW 3 Ave	3667	869	8:06 PM	7:30 PM	Smooth	6	18	3
422		Everglades Elementary School 8375 SW 16 St	1368	433	8:02 PM	7:30 PM	Smooth	5	6	1
818		Ethel K. Beckford Elementary School 16929 SW 104 Ave	1544	555	7:59 PM	7:30 PM	Smooth	6, 3	7	2
235		Opa- Locka United Methodist Church 630 Sharar Ave	758	231	7:53 PM	7:30 PM	No Response	No Response	3	2
42		Fienberg Fisher K-8 Center School 601 - 14 Pl	1479	473	7:44 PM	7:30 PM	Smooth	4	7	2
712		St Timothy Catholic School 5400 SW 102 Ave	2157	833	9:03 PM	7:31 PM	Challenging	5, 6, 3	10	2
152,178	152 (2)	Veterans of Foreign War Post #471 11911 W Dixie Hwy	1780	585	8:45 PM	7:31 PM	Smooth	None Reported	8	4
522,597	597 (2)	Miami Jackson Sr. High School 1751 NW 36 Street	2531	596	8:34 PM	7:31 PM	No Response	No Response	11	4

**ATTACHMENT D:
NOVEMBER 6, 2012 GENERAL ELECTION PRECINCT-LEVEL ANALYSIS (Survey, Sorted by Time Last Voter Voted)**

Precinct	District Splits	Polling Place Name and Address	Total Registered Voters	Election Day Voters	Time Reported Closed	Last Voter Voted	Poll Worker Feedback	Contributing Factors	Privacy Booths	Optical Scanners
511	511 (2)	Jordan Grove Baptist Church 5946 NW 12 Ave	1739	590	8:11 PM	7:31 PM	Smooth	2,6	8	3
760,761		Kendall Presbyterian Church 8485 SW 112 St	1555	590	8:07 PM	7:31 PM	Smooth	2	7	3
251		Arcola Lakes Community Park 1301 NW 83 Street	1527	476	7:54 PM	7:31 PM	Smooth	None Reported	7	2
357		Palm Lakes Elementary School 7450 W 16 Ave	1661	660	7:49 PM	7:31 PM	Smooth	None Reported	7	2
763		Miami Sunset Sr High School 13125 SW 72 St	2171	789	7:40 PM	7:31 PM	Smooth	3, 2	10	2
414,457	414 (2)	Joe Hall Elementary School 1901 SW 134 Ave	3708	1227	10:08 PM	7:32 PM	Challenging	2,3,4	17	4
316		O'Quinn Park 6051 W 2 Ave	1693	636	8:53 PM	7:32 PM	No Response	No Response	7	2
237	237 (2)	Nathan B Young Elementary School 14120 NW 24 Ave	1646	540	8:42 PM	7:32 PM	No Response	No Response	8	3
589,987	589 (2)	Curtis Park Community House 1901 NW 24 Ave	153	36	8:25 PM	7:32 PM	Smooth	None Reported	3	3
428		West Miami Recreation Center 1700 SW 62 Ave	1734	578	8:24 PM	7:32 PM	Smooth	5	7	2
731		Cypress Elementary School 5400 SW 112 Ct	1865	664	8:11 PM	7:32 PM	Smooth	4, 5, 4	8	2
43		Miami Beach Police Department 1100 Washington Ave	623	184	7:59 PM	7:32 PM	No Response	No Response	3	2
441		Herbert Saffir MDC Permit Ctr 11805 SW 26 St	2376	699	8:09 PM	7:33 PM	Smooth	1,2,5	11	2
443		Charles R Hadley Elementary School 8400 NW 7 St	1788	654	8:08 PM	7:33 PM	Smooth	5,6	8	2
508,979	508 (2)	Liberty Square Community Center 6304 NW 14 Ave	2309	733	8:05 PM	7:33 PM	Challenging	2	11	4
815		Children's Home Society 17501 SW 117 Ave	1878	685	8:01 PM	7:33 PM	Smooth	6	8	2
751		Grace Church Of Kendall 8100 SW 104 St	1545	636	7:57 PM	7:33 PM	Challenging	5, 6,	7	2
716,780		Tropical Park Community Center 7900 SW 40 St	1527	544	7:54 PM	7:33 PM	Challenging	2, 1, 3, 5	6	2
361,375		M.W. Patterson Pavillion 1875 W 44 Pl	1086	422	7:52 PM	7:33 PM	Smooth	6	4	2
354		Palm Springs Middle School 1025 W 56 St	1198	446	7:29 PM	7:33 PM	Smooth	5,6	5	1
429		Biltmore Hotel 1200 Anastasia Ave	1675	514	10:29 PM	7:34 PM	Challenging	5,6	7	2

ATTACHMENT D:
NOVEMBER 6, 2012 GENERAL ELECTION PRECINCT-LEVEL ANALYSIS (Survey, Sorted by Time Last Voter Voted)

Precinct	District Splits	Polling Place Name and Address	Total Registered Voters	Election Day Voters	Time Reported Closed	Last Voter Voted	Poll Worker Feedback	Contributing Factors	Privacy Booths	Optical Scanners
335	335 (3)	Johnny L. Cotson Sr Park 520 W 23 St	2460	747	8:57 PM	7:34 PM	Smooth	6	11	5
248	248 (2)	North Central Branch Library 9590 NW 27 Ave	3124	905	8:28 PM	7:34 PM	Smooth	1,6	14	4
105		Highland Oaks Middle School 2375 NE 203 St	1554	638	8:14 PM	7:34 PM	Smooth	5	7	2
103		Aventura Government Center 19200 W Country Club Dr	2937	735	8:14 PM	7:34 PM	Smooth	None Reported	14	3
771		Killian Pines UTD Methodist Church 10755 SW 112 St	1518	552	8:14 PM	7:34 PM	Smooth	4, 5	7	2
7		Bay Harbor Town Hall 9665 Bay Harbor Tr	1865	838	8:05 PM	7:34 PM	Smooth	1,2,4,6	9	2
940,948		Campbell Drive Middle School 900 NE 23 Ave	758	209	8:04 PM	7:34 PM	Smooth	4, 5	3	2
769		Arvida Middle School 10900 SW 127 Ave	1610	654	8:02 PM	7:34 PM	Smooth	4, 6	7	2
909, 946		New Beginnings Christian Fellowship 15300 SW 288 St	2411	657	8:01 PM	7:34 PM	No Response	No Response	11	3
808	808 (2)	St Andrews Episcopal Church 14260 Old Cutler Rd	974	431	7:53 PM	7:34 PM	Challenging	5, 6, 1	4	3
700		Jorge Mas Canosa Middle School 15735 SW 144 St	967	419	7:49 PM	7:34 PM	Smooth	6, 5	4	2
426		Open Bible Temple 5720 SW 17 St	1697	565	7:43 PM	7:34 PM	No Response	No Response	8	2
812,842	812 (2)	Kingdom Conventan Church 10300 SW 162 St	2911	835	8:28 PM	7:35 PM	No Response	No Response	14	4
424		Tamiami Baptist Church 860 SW 76 Ct	2577	783	8:21 PM	7:35 PM	Smooth	5	12	2
756	756 (2)	Gloria Floyd Elementary School 12650 SW 109 Ave	2983	1099	8:15 PM	7:35 PM	Challenging	2, 5,	14	3
749	749 (2)	Ron Ehmann Recreation Center 10995 SW 97 Ave	2029	653	8:12 PM	7:35 PM	Smooth	6, 3, 4	9	3
608		The Country Club of Coral Gables 997 N Greenway Dr	2036	690	8:09 PM	7:35 PM	Smooth	3	9	2
521	521 (2)	Edison Towers 5821 NW 7 Ave	2630	736	8:01 PM	7:35 PM	Smooth	2	13	4
741		The Crossing Country Club 11578 SW 132 Ave	2925	1079	8:00 PM	7:35 PM	Smooth	6	13	3
830,848		Christian Life Mission 14105 SW 184 St	797	300	7:55 PM	7:35 PM	Smooth	4,	3	2
147,176		Senator Gwen Margolis Community Ctr 1590 NE 123 St	1133	416	12:24 AM	7:35 PM	Smooth	3	5	2

ATTACHMENT D:
NOVEMBER 6, 2012 GENERAL ELECTION PRECINCT-LEVEL ANALYSIS (Survey, Sorted by Time Last Voter Voted)

Precinct	District Splits	Polling Place Name and Address	Total Registered Voters	Election Day Voters	Time Reported Closed	Last Voter Voted	Poll Worker Feedback	Contributing Factors	Privacy Booths	Optical Scanners
214		Episcopal Church Of the Holy Family 18501 NW 7 Ave	2831	881	9:02 PM	7:36 PM	No Response	No Response	13	3
274		Carol City Elementary School 4375 NW 173 Dr	1491	492	8:45 PM	7:36 PM	Smooth	4,5	7	2
221		Parkview Elementary School 17631 NW 20 Ave	2389	663	8:25 PM	7:36 PM	No Response	No Response	11	2
801		Sgt. Joseph Delancy Park 14375 Boggs Drive	1897	558	8:21 PM	7:36 PM	No Response	No Response	9	2
6,12		Church By The Sea 501 - 96 St	1780	624	8:02 PM	7:36 PM	Challenging	2,3,6	8	2
925,947		Church of The Rock Jesus Christ Inc 22400 SW 112 Ave	643	222	7:54 PM	7:36 PM	Smooth	4, 5, 2	3	2
834,966,852	966 (3)	Morning Star Baptist Church 2769 SW 120 Ave	2293	764	8:44 PM	7:37 PM	No Response	No Response	10	6
981,982		Malcolm Ross Senior Center 2800 NW 18 Ave	1322	368	8:15 PM	7:37 PM	Smooth	No Response	6	3
506		Edison Courts Community Center 325 NW 62 St	1243	300	8:12 PM	7:37 PM	Smooth	6	5	1
770		Kendall Village Center 8625 SW 124 Ave	837	324	8:09 PM	7:37 PM	Smooth	5	3	2
415		University Lakes Recreation Hall 12850 SW 14 St	3118	1036	8:09 PM	7:37 PM	Smooth	3	15	3
729		Terra Environmental Research Institute 11005 SW 84 St	2223	574	7:59 PM	7:37 PM	Smooth	4, 6	10	2
431		Leisure Access Center 3401 SW 72 Ave	1466	467	7:58 PM	7:37 PM	Smooth	2,5	6	2
507		Thena Crowder Elementary School 757 NW 66 St	1335	400	7:50 PM	7:37 PM	No Response	No Response	6	2
270		Miami-Dade County Fire Station #111 8705 NW 27 Ave	2390	709	8:35 PM	7:38 PM	Smooth	1	11	2
236,313		Westview Baptist Church Inc 13301 NW 24 Ave	1413	420	8:09 PM	7:38 PM	Smooth	5	7	3
35		Miami Beach Sr. High School 2231 Prairie Ave	915	218	8:08 PM	7:38 PM	Smooth	2,3,5	4	2
207,293		Ro-Mont South Rec Hall 20314 NE 2 Ave	2922	850	7:53 PM	7:38 PM	Smooth	2,6	14	3
454		Doral Middle School 5005 NW 112 Ave	1498	532	7:50 PM	7:38 PM	Smooth	None Reported	6	2
613		Ponce De Leon Middle School 5801 Augusto St	1543	533	7:47 PM	7:38 PM	Smooth	4,3, 2	7	2
914		Agricultural Cooperative Ext Center 18710 SW 288 St	975	433	11:03 PM	7:39 PM	Smooth	4	4	2

**ATTACHMENT D:
NOVEMBER 6, 2012 GENERAL ELECTION PRECINCT-LEVEL ANALYSIS (Survey, Sorted by Time Last Voter Voted)**

Precinct	District Splits	Polling Place Name and Address	Total Registered Voters	Election Day Voters	Time Reported Closed	Last Voter Voted	Poll Worker Feedback	Contributing Factors	Privacy Booths	Optical Scanners
30		Miami Beach Botanical Garden 2000 Convention Ctr Dr	2966	810	8:59 PM	7:39 PM	Smooth	3	15	3
142		Shalom Community Chruch 900 NE 132 St	2984	803	8:56 PM	7:39 PM	Smooth	3	15	3
557,993		Ig. Cristiana Ref Buen Samaritano 4585 W Flagler St	2676	615	8:47 PM	7:39 PM	Smooth	2,5	12	3
821		Perrine-Peters Utd Meth Church 18301 S Dixie Hwy	3079	1175	8:30 PM	7:39 PM	No Response	No Response	15	4
832		Edward L Whigham Elementary School 21545 SW 87 Ave	1546	550	8:18 PM	7:39 PM	Smooth	No Response	7	2
141,175		North Miami Public Library 835 NE 132 St	1795	397	8:14 PM	7:39 PM	Smooth	2,5	9	3
133,185		Miami-Dade County Fire Station #19 650 NW 131 St	1521	465	8:14 PM	7:39 PM	Smooth	2,5	7	3
362		Meadowlane Elementary School 4280 W 8 Ave	2085	601	7:55 PM	7:39 PM	Smooth	3,5	9	2
838		South Miami Heights Elem School 12231 SW 190 Tr	857	284	7:50 PM	7:39 PM	Smooth	5, 6, 2	3	2
34		Miami Beach Bontanical Garden 2000 Convention Ctr Dr	718	148	8:41 PM	7:40 PM	Smooth	None Reported	3	2
329,379	329 (2)	Hialeah Fire Station #2 4200 E 8 Ave	2623	836	8:32 PM	7:40 PM	Challenging	2,5,6	12	4
333,376		James H Bright Elementary School 2530 W 10 Ave	1777	533	8:22 PM	7:40 PM	Smooth	6	7	3
722,726	726 (3)	Snapper Creek Elementary School 10151 SW 64 St	2911	987	8:01 PM	7:40 PM	Smooth	5, 2, 3,	13	7
991,992	992 (2)	St Dominic Gardens Inc 5849 NW 7 St	1475	480	7:56 PM	7:40 PM	Smooth	6, 3, 4, 1,	6	4
670		Miami-Dade County Auditorium 2901 W Flagler St	3049	794	7:42 PM	7:40 PM	Smooth	No Response	14	3
46		South Shore Community Center 833 - 6 St	1695	417	9:44 PM	7:41 PM	Challenging	2	8	2
811		Marlin Moore Post #133 16401 SW 90 Ave	1854	747	8:58 PM	7:41 PM	Smooth	No Response	8	2
301,369,395		North Palm Baptist Church 7801 NW 178 St	1727	763	8:46 PM	7:41 PM	No Response	No Response	8	4
530,980	(530 (4)	Comstock Elementary School 2420 NW 18th Avenue	1402	385	8:24 PM	7:41 PM	No Response	No Response	5	5
829		Upper Room Assembly Of God 19701 SW 127 Ave	1229	402	8:13 PM	7:41 PM	Smooth	6, 4	5	1
413,459	459 (2)	Greenglade Elementary School 3060 SW 127 Ave	3887	1187	8:11 PM	7:41 PM	No Response	No Response	18	6

**ATTACHMENT D:
NOVEMBER 6, 2012 GENERAL ELECTION PRECINCT-LEVEL ANALYSIS (Survey, Sorted by Time Last Voter Voted)**

Precinct	District Splits	Polling Place Name and Address	Total Registered Voters	Election Day Voters	Time Reported Closed	Last Voter Voted	Poll Worker Feedback	Contributing Factors	Privacy Booths	Optical Scanners
500,502,590		Deliverance Tabernacle CHR Nazarene 7610 Biscayne Blvd	2238	645	7:58 PM	7:41 PM	Smooth	6	10	5
399		Miami-Dade County Fire Station #61 15155 SW 10 St	764	291	7:36 PM	7:41 PM	No Response	No Response	5	2
604	604 (2)	American Legion Post #98 303 Alhambra Cr	2503	772	9:19 PM	7:42 PM	Smooth	1, 3, 2	13	4
542,985	542 (5), 985 (2)	Jack Orr Senior Center 550 NW 5 St	1326	384	9:08 PM	7:42 PM	Challenging	2	5	6
535	535 (2)	Dunbar Elementary School 505 NW 20 St	1793	581	8:34 PM	7:42 PM	Challenging	4,5	8	3
396		Mall of the Americas 7827 W Flagler Street	1047	319	8:19 PM	7:42 PM	Smooth	3,5,6	4	1
918	918 (2)	Homestead Branch Library 700 N Homestead Blvd	1578	475	8:12 PM	7:42 PM	No Response	No Response	8	4
26,28		Temple Beth Sholom 4144 Chase Ave	1476	544	9:00 PM	7:43 PM	Smooth	6	7	4
520		Carrie P Meek Art Center 1300 NW 50 St	1946	534	8:44 PM	7:43 PM	Smooth	1,6	9	2
127		Washington Park Community Center 15290 NE 15 Ct	3289	874	8:42 PM	7:43 PM	Smooth	2,5,6	15	3
188,268	268 (2)	Henry Reeves Elementary School 2005 NW 111 St	1930	587	8:26 PM	7:43 PM	Smooth	5,6	9	4
29		North Beach Elementary School 4100 Prairie Ave	1480	569	8:24 PM	7:43 PM	No Response	No Response	6	2
31,45		Miami City Ballet 2200 Liberty Ave	1282	372	7:43 PM	7:43 PM	No Response	No Response	6	3
264,287	287 (2)	Kelsey L Pharr Elementary School 2000 NW 46 St	1515	460	8:48 PM	7:44 PM	Smooth	2,5	7	4
243	243 (2)	Faith Community Baptist Church 10401 NW 8 Ave	2224	697	8:45 PM	7:44 PM	Smooth	2	10	2
901,952	901 (3)	Fruit and Spice Park 24801 SW 187 Ave	2130	871	8:34 PM	7:44 PM	Smooth	No Response	9	4
318		John G Du Puis Elementary School 1150 W 59 Pl	1751	606	8:02 PM	7:44 PM	Smooth	5,6	8	2
706		Elim Missionary Assembly 11989 SW 56 St	2710	793	7:56 PM	7:44 PM	Smooth	5, 2, 1	12	2
345		Miami Springs Community Center 1401 Westward Dr	1907	825	11:34 PM	7:45 PM	Smooth	5,6	9	2
425	425 (2)	El Camino Church 6790 SW 12 St	2195	734	10:07 PM	7:45 PM	Challenging	2,5	10	3
327		Jose Marti Middle School 5701 W 24 Ave	2468	878	9:05 PM	7:45 PM	No Response	No Response	11	2

**ATTACHMENT D:
NOVEMBER 6, 2012 GENERAL ELECTION PRECINCT-LEVEL ANALYSIS (Survey, Sorted by Time Last Voter Voted)**

Precinct	District Splits	Polling Place Name and Address	Total Registered Voters	Election Day Voters	Time Reported Closed	Last Voter Voted	Poll Worker Feedback	Contributing Factors	Privacy Booths	Optical Scanners
632		Bet Shira Congregation 7500 SW 120 St	2177	911	8:55 PM	7:45 PM	No Response	No Response	10	2
642,653	642 (2)	University Christian Church 6750 Sunset Dr	1358	463	8:35 PM	7:45 PM	Smooth	6	6	3
587		Plymouth Congregational Church 3400 Devon Rd	2272	707	8:29 PM	7:45 PM	Smooth	1	10	2
267		Universal Truth Center 21310 NW 37 Ave	1387	594	8:27 PM	7:45 PM	Smooth	2,5,6,	6	2
822		East Ridge Retirement Village 19301 SW 87 Ave	2011	821	8:22 PM	7:45 PM	Smooth	2	9	2
546		Miami City Hall 3500 Pan American Dr	1298	344	8:20 PM	7:45 PM	Smooth	None Reported	6	1
161,183		Horace Mann Middle School 8950 NW 2 Ave	1598	454	8:20 PM	7:45 PM	Challenging	2,6	7	3
206		Norland United Methodist Church 885 NW 195 St	4388	1192	8:16 PM	7:45 PM	No Response	No Response	21	4
593,988		Citrus Grove Middle School 2153 NW 3 St	1430	511	8:16 PM	7:45 PM	Smooth	None Reported	6	2
803		Richmond Heights Middle School 15015 SW 103 Ave	1842	507	7:57 PM	7:45 PM	No Response	No Response	8	2
102,186		Aventura Comm Recreation Center 3375 NE 188 St	3295	962	9:54 PM	7:46 PM	Challenging	1,2,3,5	15	4
406		EWf Stirrup Sr Elementary School 330 NW 97 Ave	2562	698	9:15 PM	7:46 PM	No Response	No Response	12	2
814		Glendale Baptist Church 14580 SW 117 Ave	4026	1308	8:33 PM	7:46 PM	Smooth	2, 4	19	3
8		Ruth K Broad Elementary School 1155 - 93 St	1142	464	8:32 PM	7:46 PM	Smooth	5,6	5	1
405		Ruben Dario Park 9825 W Flagler St	2092	557	8:23 PM	7:46 PM	Smooth	2,6	9	2
60,157,181		C. Lawton McCall Community Center 9617 Park Dr	1711	773	8:23 PM	7:46 PM	Smooth	None Reported	8	4
601		Coral Gables Congregational Church 3010 Desoto Blvd	1673	472	8:09 PM	7:46 PM	Smooth	6	10	2
215		Sierra Norwood Calvary Bapt Church 19101 NW 5 Ave	1838	646	11:28 PM	7:47 PM	Challenging	1,2,3,6	8	2
184		Aventura Community Recreation Ctr 3375 NE 188 St	2496	650	9:01 PM	7:47 PM	Smooth	2,6	12	2
317		Hialeah Fire Station #5 1197 W 74 St	1535	520	8:42 PM	7:47 PM	Smooth	6	6	2
225		Myrtle Grove Presbyterian Church 2961 NW 175 St	2924	933	8:42 PM	7:47 PM	Smooth	1,2	14	3

**ATTACHMENT D:
NOVEMBER 6, 2012 GENERAL ELECTION PRECINCT-LEVEL ANALYSIS (Survey, Sorted by Time Last Voter Voted)**

Precinct	District Splits	Polling Place Name and Address	Total Registered Voters	Election Day Voters	Time Reported Closed	Last Voter Voted	Poll Worker Feedback	Contributing Factors	Privacy Booths	Optical Scanners
150,164	150 (2)	Senator Gwen Margolis Community Ctr 1590 NE 123 St	2138	596	8:39 PM	7:47 PM	Challenging	3,6	10	5
253		Palm Court Apartments 930 NW 95 St	1438	413	8:29 PM	7:47 PM	Challenging	6	6	2
846		Upper Room Assembly of God 19701 SW 127 Ave	2007	585	8:13 PM	7:47 PM	No Response	No Response	9	2
411, 455		Paul Bell Middle School 11800 NW 2 St	2221	616	11:59 PM	7:48 PM	Smooth	None Reported	7	3
116	116 (2)	Uleta Community Center 16880 NE 4 Ave	999	289	8:57 PM	7:48 PM	No Response	No Response	4	3
908,944	944 (2)	Naranja Park Recreation Center 14150 SW 264 Street	1274	369	8:45 PM	7:48 PM	Smooth	5, 3, 4	5	3
205		Robert Renick Educational Ctr 2201 NW 207 St	1504	563	8:39 PM	7:48 PM	Smooth	1,4	9	2
330,378	330 (2)	Hialeah Moose Lodge #1074 305 E 32 St	2083	638	8:35 PM	7:48 PM	Smooth	1,6	9	5
130		First Baptist Church of Greater Mia 15395 N Miami Ave	3795	1012	8:32 PM	7:48 PM	Smooth	6	18	3
725		Blue Lakes Elementary School 9250 SW 52 Tr	1820	657	8:25 PM	7:48 PM	Smooth	5, 3	8	2
913,945		South Dade Park 28151 SW 164 Avenue	2245	867	8:22 PM	7:48 PM	Smooth	1	10	3
242	242 (2)	Lakeview Elementary School 1290 NW 115 St	2973	896	8:19 PM	7:48 PM	Smooth	None Reported	14	4
523,976		Ebenezer United Methodist Church 2001 NW 35 St	2008	640	8:18 PM	7:48 PM	Smooth	2	9	3
727		Sunset Park Elementary School 10235 SW 84 St	1310	511	8:18 PM	7:48 PM	Smooth	6	5	1
202,290		Landmark Campus 20000 NW 47 Ave	2139	677	8:42 PM	7:49 PM	Smooth	6	10	3
5,68		Arlen House Condo West 500 Bayview Dr	2557	890	8:36 PM	7:49 PM	Smooth	2	11	3
323		La Esperanza Sr Housing Project 1770 W 44 Pl	1815	647	8:15 PM	7:49 PM	Smooth	2	8	2
840		Palmetto Golf Course 9300 SW 152 St	1305	415	8:04 PM	7:49 PM	Smooth	5, 6	5	1
923,951		Florida City Town Hall 404 W Palm Dr	1912	479	8:47 PM	7:50 PM	Smooth	4, 2	8	3
623,675,779		University Christian Church 6750 Sunset Dr	589	237	8:38 PM	7:50 PM	Smooth	2, 5	3	3
2		St Mary Magdalen Catholic Church 17775 N Bay Rd	1428	591	8:26 PM	7:50 PM	No Response	No Response	6	2

**ATTACHMENT D:
NOVEMBER 6, 2012 GENERAL ELECTION PRECINCT-LEVEL ANALYSIS (Survey, Sorted by Time Last Voter Voted)**

Precinct	District Splits	Polling Place Name and Address	Total Registered Voters	Election Day Voters	Time Reported Closed	Last Voter Voted	Poll Worker Feedback	Contributing Factors	Privacy Booths	Optical Scanners
750,787		Kendall Church Of God 8795 SW 112 St	2806	924	8:13 PM	7:50 PM	Smooth	2, 6, 5	13	3
155		Miami Shores Elementary School 10351 NE 5 Ave	1467	565	8:11 PM	7:50 PM	Smooth	5	7	2
407		Mildred & Claude Pepper Senior Ctr 10600 SW 4 St	1607	529	8:09 PM	7:50 PM	Smooth	6	7	2
582,973		Museum Of Science 3280 S Miami Ave	2892	645	8:07 PM	7:50 PM	No Response	No Response	14	4
213,294		North Dade Community Church 700 NW 175 St	2657	798	9:30 PM	7:51 PM	No Response	No Response	13	4
828,829	828 (2)	Caribbean Elementary School 11990 SW 200 St	2795	776	8:38 PM	7:51 PM	No Response	No Response	13	3
628,649		Miami Palmetto Senior High School 7460 SW 118 St	2374	794	9:44 PM	7:52 PM	Smooth	6	11	2
807		Howard Drive Elementary School 7750 SW 136 St	1460	604	8:39 PM	7:52 PM	Smooth	6, 1	7	2
228		Carol City Middle School 3737 NW 188 St	956	326	8:32 PM	7:52 PM	Smooth	5	4	2
336,386		Hialeah Fire Station #6 780 W 25 St	2242	575	8:30 PM	7:52 PM	Smooth	6	10	2
819		Perrine-Peters UTD Methodist Church 18301 S Dixie Hwy	1215	446	9:12 PM	7:53 PM	No Response	No Response	5	1
813		Christ The King Catholic Church 16000 SW 112 Ave	3849	1054	8:58 PM	7:53 PM	Challenging	3	18	4
576		Coral Gate Park Community Center 1415 SW 32 Avenue	2800	812	8:56 PM	7:53 PM	Smooth	No Response	13	3
606,671	606 (2), 671 (2)	South Miami American Legion #3 17710 SW 59 Ave	2984	1007	8:45 PM	7:53 PM	Smooth	6, 4, 2, 3	15	5
748,786		Kendale Elementary School 10693 SW 93 St	2091	744	8:45 PM	7:53 PM	Smooth	2	9	3
9,10		Town of Surfside 9293 Harding Ave	3390	1202	8:43 PM	7:53 PM	Smooth	2,6	16	5
104	104 (2)	Ojus Recreation Center 18995 W Dixie Hwy	1646	586	8:32 PM	7:53 PM	Smooth	2	7	3
3		Winston Towers Assoc.- Bldg 100 250 - 174 St	2386	920	8:31 PM	7:53 PM	Smooth	3,5	11	2
387		Ruth A. Tinsman Housing Authority 6545 W 24 Ave	1565	594	8:20 PM	7:53 PM	Smooth	2,6	7	2
699		Kendall Breeze HOA 12300 SW 125 Ct	1103	569	8:47 PM	7:54 PM	Smooth	5, 3	5	1
433		Emerson Elementary School 8001 SW 36 St	1937	709	8:29 PM	7:54 PM	Smooth	5,6	8	2

**ATTACHMENT D:
NOVEMBER 6, 2012 GENERAL ELECTION PRECINCT-LEVEL ANALYSIS (Survey, Sorted by Time Last Voter Voted)**

Precinct	District Splits	Polling Place Name and Address	Total Registered Voters	Election Day Voters	Time Reported Closed	Last Voter Voted	Poll Worker Feedback	Contributing Factors	Privacy Booths	Optical Scanners
108		New Horizons Condominium Assoc 1500 NE 191 St	2242	803	8:27 PM	7:54 PM	Smooth	1,2,6	10	2
436		Rockway Park Recreation Bldg 9460 SW 27 Drive	2192	701	8:18 PM	7:54 PM	Smooth	None Reported	10	2
427		Open Bible Temple 5720 SW 17 St	1558	518	7:41 PM	7:54 PM	No Response	No Response	7	2
343		Miami Springs Middle School 150 S Royal Poinciana Blvd	2516	1006	9:17 PM	7:55 PM	Smooth	3	12	3
13		North Shore Branch Library 7501 Collins Ave	2359	515	9:03 PM	7:55 PM	Challenging	2	11	2
65,117,166		Uleta Community Center 16880 NE 4 Ave	2632	846	9:03 PM	7:55 PM	No Response	No Response	12	4
284,285	284 (2)	Melrose Elementary School 3050 NW 35 St	1532	591	8:39 PM	7:55 PM	Smooth	None Reported	7	3
903, 942	942 (2)	Naranja Park Recreation Center 14150 SW 264 Street	2048	621	8:32 PM	7:55 PM	Smooth	2	10	4
704		Bent Tree Elementary School 4861 SW 140 Ave	2387	792	8:15 PM	7:55 PM	No Response	No Response	11	2
416		Marjory S Douglas Elementary School 11901 SW 2 St	3567	920	10:13 PM	7:56 PM	Smooth	6	16	3
412,456		Belen Jesuit Preparatory School 500 SW 127 Ave	4123	1279	8:50 PM	7:56 PM	Smooth	6	19	5
451		G. Holmes Braddock Sr. High School 3601 SW 147 Ave	2733	934	8:35 PM	7:56 PM	Smooth	1,5,6	12	2
444		Wesley Matthews Elementary School 12345 SW 18 Tr	2356	803	8:20 PM	7:56 PM	Smooth	None Reported	11	2
602		First United Methodist Church of CG 536 Coral Way	1413	475	8:12 PM	7:56 PM	Smooth	6, 2	6	2
854		St Timothy Lutheran Church 8601 SW 199th St	2417	836	7:41 PM	7:56 PM	No Response	No Response	12	2
739		Hammocks Fire Station #36 10001 Hammocks Blvd	1884	598	8:24 PM	7:57 PM	Smooth	6, 5	8	2
70,159		El Portal Village Hall 500 NE 87 St	1719	644	8:22 PM	7:57 PM	Smooth	None Reported	7	3
350,371		Joella C Good Elementary 6350 NW 188 Tr	1642	522	9:02 PM	7:58 PM	Smooth	6	7	2
839,849		Mt Pleasant Baptist Church 11591 SW 220 St	1393	422	8:47 PM	7:58 PM	Smooth	6, 3, 4	6	3
732		Howard Mc Millan Middle School 13100 SW 59 St	1889	703	8:36 PM	7:58 PM	Smooth	No Response	8	2
11		Biscayne Elementary School 800 - 77 St	2024	644	9:09 PM	7:59 PM	Smooth	1,5,6	9	2

**ATTACHMENT D:
NOVEMBER 6, 2012 GENERAL ELECTION PRECINCT-LEVEL ANALYSIS (Survey, Sorted by Time Last Voter Voted)**

Precinct	District Splits	Polling Place Name and Address	Total Registered Voters	Election Day Voters	Time Reported Closed	Last Voter Voted	Poll Worker Feedback	Contributing Factors	Privacy Booths	Optical Scanners
245	245 (2)	Bible Baptist Church 9801 NW 24 Ave	1905	665	9:06 PM	7:59 PM	Smooth	2	9	3
256		Robert Sharpe Towers #1 103 NW 202 Ter	2024	675	8:46 PM	7:59 PM	Smooth	1,2,5	9	2
767		Heartland Health Care Center 9400 SW 137 Ave	3213	993	8:38 PM	7:59 PM	Smooth	6	15	3
817		Colonial Drive Park 10750 SW 156 Terrace	1852	490	8:28 PM	7:59 PM	Smooth	2	8	2
271		Cultural Arts Center 2105 Ali Baba Ave	246	92	8:03 PM	7:59 PM	Smooth	4	3	1
123		Marjorie/William Mcdonald Center 17051 NE 19 Ave	2840	890	8:49 PM	8:00 PM	Smooth	5,6	13	4
551		Grapeland Park 1550 NW 37 Ave	1927	570	8:44 PM	8:00 PM	Challenging	3	9	2
956,872		Goulds Park 11350 SW 216 St	521	90	8:35 PM	8:00 PM	No Response	No Response	3	1
41		South Shore Community Center 833 - 6 St	1978	636	8:30 PM	8:00 PM	Smooth	1	11	2
230,283		Lake Stevens Middle School 18484 NW 48 Pl	2549	813	9:27 PM	8:01 PM	No Response	No Response	11	3
129		North Miami Beach Church Nazarene 16450 NE 4 Ave	2536	753	8:32 PM	8:01 PM	Smooth	6	11	2
315		Palm Springs Elementary School 6304 E 1 Ave	2042	661	11:30 PM	8:02 PM	Smooth	5,6	9	2
135,172		Sunkist Grove Community Center 12500 NW 13 Ave	4591	1164	9:09 PM	8:02 PM	Smooth	4	22	5
352		Miami Lakes Community Center West 15151 NW 82 Ave	3235	1200	9:08 PM	8:02 PM	Smooth	1,3,6	15	4
421	421 (2)	Primera Iglesia Bautista Coral Park 8755 SW 16 Street	3098	922	8:46 PM	8:02 PM	Smooth	6	14	4
418		Tamiami Regional Park 11201 SW 24 Street	1868	464	8:25 PM	8:02 PM	Smooth	1,4	8	2
302		Norman & Jean Reach Park 7901 NW 176 St	1800	733	8:12 PM	8:02 PM	No Response	No Response	8	2
273		Landmark Campus 20000 NW 47 Ave	1411	455	9:17 PM	8:03 PM	Smooth	None Reported	6	2
713		Tropical Estates Recreation Center 10201 SW 48 Street	2530	737	9:02 PM	8:03 PM	Smooth	6	11	2
136,174		Miami Union Academy 12600 NW 4 Ave	2994	801	9:01 PM	8:03 PM	Smooth	2,5,6	14	4
310		Hialeah Miami Lakes Sr High School 7977 W 12 Ave	2264	728	8:57 PM	8:03 PM	Smooth	1,4,5	10	2

**ATTACHMENT D:
NOVEMBER 6, 2012 GENERAL ELECTION PRECINCT-LEVEL ANALYSIS (Survey, Sorted by Time Last Voter Voted)**

Precinct	District Splits	Polling Place Name and Address	Total Registered Voters	Election Day Voters	Time Reported Closed	Last Voter Voted	Poll Worker Feedback	Contributing Factors	Privacy Booths	Optical Scanners
564	564 (2)	HUD 1407 NW 7 St	2288	503	9:04 PM	8:04 PM	Smooth	1,2,5	10	3
442		Days Inn Miami Int'l Airport Hotel 7250 NW 11 St	1505	422	8:47 PM	8:04 PM	Smooth	5	6	2
110		Marjorie/William McDonald Center 17051 NE 19 Ave	609	211	8:33 PM	8:04 PM	Smooth	2,3,6	3	2
705		West Bird Fire Station #37 4200 SW 142 Ave	2708	956	8:19 PM	8:04 PM	Smooth	6, 5	12	2
320		Sparks Park 1301 W 60 St	3113	1079	8:44 PM	8:05 PM	Smooth	None Reported	14	3
119		Sabal Palm Elementary School 17101 NE 7 Ave	1991	675	8:37 PM	8:05 PM	Smooth	4,5	9	2
562,633		Wesley United Methodist Church 133 Ponce De Leon Blvd	1743	632	8:31 PM	8:05 PM	Smooth	None Reported	8	3
734,785	734 (2)	Kendale Lakes Elementary School 8000 SW 142 Ave	2217	808	8:46 PM	8:06 PM	Smooth	2, 3	10	4
153	153 (4)	Stanton Memorial Baptist Church 50 NE 119 St	2749	1368	9:23 PM	8:07 PM	Challenging	2,4	12	4
753	753 (2)	Suniland Park 12855 S Dixie Hwy	2716	888	9:03 PM	8:07 PM	Smooth	6, 4	13	3
715		Southwest Miami Sr High School 8855 SW 50 Tr	2210	759	8:46 PM	8:07 PM	Challenging	5, 4, 6	10	2
922		Florida City/Homestead Service Ctr 1600 NW 6 Ct	3135	708	8:51 PM	8:08 PM	Smooth	4, 5	15	3
272		Charles D Wyche, Jr Elementary 5241 NW 195 Dr	2187	816	9:45 PM	8:09 PM	No Response	No Response	10	2
552		Armando Badia Senior Center 25 Tamiami Blvd	711	221	8:35 PM	8:09 PM	Challenging	6	3	1
435		Rockway Middle School 9393 SW 29 Tr	2359	572	8:22 PM	8:09 PM	Smooth	4,6	10	2
37		Miami Beach City Hall 1700 Convention Ctr Dr	1134	301	8:18 PM	8:09 PM	Smooth	4,5,3	6	1
717,794		South Miami Sr High School 6856 SW 53 St	2849	853	9:14 PM	8:10 PM	Challenging	3, 6,	13	3
146		Keystone Park Community Center 13050 Ixora Ct	2529	892	8:42 PM	8:10 PM	Smooth	4	12	2
438		Messiah Lutheran Church 9850 Coral Way	2687	672	8:24 PM	8:10 PM	Smooth	5	12	2
109		Aventura Government Center 19200 W Country Club Dr	3702	953	9:12 PM	8:11 PM	Smooth	2,3,4,5,6	18	3
835,969,845		Iglesia Metodista Unida Peace 12755 Quail Roost Dr	3765	1345	8:54 PM	8:11 PM	Smooth	3, 5, 6	17	6

**ATTACHMENT D:
NOVEMBER 6, 2012 GENERAL ELECTION PRECINCT-LEVEL ANALYSIS (Survey, Sorted by Time Last Voter Voted)**

Precinct	District Splits	Polling Place Name and Address	Total Registered Voters	Election Day Voters	Time Reported Closed	Last Voter Voted	Poll Worker Feedback	Contributing Factors	Privacy Booths	Optical Scanners
621,673		1st Utd Meth Church of South Miami 6565 Red Rd	2828	968	9:38 PM	8:12 PM	Smooth	5, 2, 3	13	3
328		John F. Kennedy Library 190 West 49 St	2494	536	9:30 PM	8:12 PM	Smooth	None Reported	11	2
553	553 (2)	Robert King High Community House 7025 W Flagler St	2136	597	9:25 PM	8:12 PM	No Response	No Response	10	4
249,279		Covenant Palms Housing Project 8400 NW 25 Ave	2423	647	9:09 PM	8:12 PM	Smooth	2	11	3
735		Promenade Condominium Club House #2 14225 SW 88 St	2379	943	8:57 PM	8:12 PM	Smooth	5, 1, 2	11	2
363,374		Russell Bucky Dent Park 2250 W 60 St	2348	887	8:53 PM	8:12 PM	Smooth	6	10	2
806		Coral Reef Park 7895 SW 152 St	1409	565	8:50 PM	8:12 PM	Smooth	5, 6	6	2
314	314 (2)	Hialeah Middle School 6027 E 7 Ave	1637	554	8:28 PM	8:12 PM	Smooth	6	7	3
573		Shenandoah Park Community House 1800 SW 21 Ave	2296	807	8:28 PM	8:12 PM	Smooth	2,5,6	10	2
365		Lawton Chiles Middle School 8190 NW 197 St	2987	1149	11:49 PM	8:13 PM	Challenging	4	13	3
259,278	278 (4)	Dayspring Missionary Baptist Church 2991 NW 62 St	1500	436	9:43 PM	8:13 PM	Smooth	None Reported	8	6
733		1Ra Ig Bautista De Coral Park 7441 SW 127 Ave	3273	1057	9:41 PM	8:13 PM	Smooth	6, 5	15	3
23		Miami Beach Fire Station #3 5303 Collins Ave	3040	873	8:14 PM	8:14 PM	Smooth	1,4,5,6	14	3
720	720 (2)	Alpha & Omega Church 7800 SW 56 St	2058	699	9:25 PM	8:15 PM	No Response	No Response	9	3
124		Eden Isles Condominium 16975 NE 35 Ave	3072	1132	9:05 PM	8:15 PM	Smooth	2,4,5	14	5
107		North Miami Beach Fire Station #31 17050 NE 19 Ave	919	319	8:50 PM	8:15 PM	Smooth	2,3,4,5	4	2
389		Palm Springs North Elementary 17615 NW 82 Ave	2789	895	8:44 PM	8:15 PM	Smooth	No Response	13	2
434		Banyan Elementary School 3060 SW 85 Ave	2006	633	8:28 PM	8:15 PM	Smooth	5,6	9	2
368		Westland Gardens Park 13501 NW 107 Ave	3206	1161	9:27 PM	8:16 PM	Smooth	5,6	14	4
737		Oliver Hoover Elementary School 9050 Hammocks Blvd	2039	640	8:52 PM	8:16 PM	Smooth	2	9	2
605,610	605 (4), 610 (2)	Coral Gables Youth Center 405 University Drive	2704	680	8:19 PM	8:16 PM	No Response	No Response	12	5

**ATTACHMENT D:
NOVEMBER 6, 2012 GENERAL ELECTION PRECINCT-LEVEL ANALYSIS (Survey, Sorted by Time Last Voter Voted)**

Precinct	District Splits	Polling Place Name and Address	Total Registered Voters	Election Day Voters	Time Reported Closed	Last Voter Voted	Poll Worker Feedback	Contributing Factors	Privacy Booths	Optical Scanners
346		Springview Elem School 1122 Bluebird Ave	1801	793	9:17 PM	8:17 PM	Smooth	1, 4	8	3
128		Oak Grove Park 690 NE 159 St	2135	599	9:11 PM	8:18 PM	Smooth	2,4,5,6	10	2
4		Intercoastal Yacht Club 16900 North Bay Road	2136	885	8:55 PM	8:18 PM	Smooth	4,5	9	3
516,999	516 (2), 999 (3)	Morningside Park 750 NE 55 Tr	1626	524	9:26 PM	8:19 PM	Challenging	2,4,5	8	5
131,132		Thomas Jefferson Middle School 525 NW 147 St	2530	722	9:06 PM	8:19 PM	No Response	No Response	11	3
25		Miami Beach Fire Station #3 5303 Collins Ave	1775	586	8:19 PM	8:19 PM	Smooth	2,4,6	8	3
417,458	417 (2)	Tamiami Regional Park 11201 SW 24 Street	3696	982	10:00 PM	8:20 PM	Smooth	4	16	4
342,382		South East Park 1015 SE 9 Ave	2862	905	9:31 PM	8:20 PM	Smooth	1,2,6	13	4
062, 234,269		Mt. Zion AME Church 15250 NW 22 Ave	2515	777	9:28 PM	8:20 PM	Smooth	1	12	4
334, 391,392	334 (2)	The Salvation Army 7450 W 4 Ave	2032	589	9:01 PM	8:20 PM	No Response	No Response	9	3
229		Iglesia Adventista de Carol City 4450 NW 183 St	2482	796	9:32 PM	8:21 PM	No Response	No Response	12	2
525,527	525 (3), 527 (4)	Maya Angelou Elementary School 1850 NW 32 Street	2272	776	9:08 PM	8:22 PM	Smooth	2,5	10	7
718,778	718 (2)	Miami Elk's Lodge #948 10301 SW 72 St	1272	431	8:03 PM	8:22 PM	Smooth	6	5	3
339,380	380 (2)	Hialeah Fire Station #1 93 E 5 St	3843	979	9:02 PM	8:23 PM	Smooth	None Reported	18	5
549		Kensington Park Elementary School 711 NW 30 Ave	1745	524	8:40 PM	8:23 PM	Smooth	5,6	8	2
340,381		Benny Babcock Park 651 E 4 Ave	4371	1223	10:58 PM	8:24 PM	Smooth	None Reported	20	4
784		Kendall Village Center 8625 SW 124 Ave	1591	470	8:53 PM	8:24 PM	Smooth	3	7	2
420		Coral Estates Park 1405 SW 97 Ave	2249	686	8:46 PM	8:24 PM	Smooth	5	10	2
347,393	393 (3)	Virgina Gardens Town Hall 6498 NW 38 Tr	1376	555	11:33 PM	8:25 PM	Smooth	4	6	2
63, 64, 238,239		New Birth Church East 13230 NW 7 Ave	4514	1113	9:17 PM	8:25 PM	No Response	No Response	22	5
303,370		Sunrise Presbyterian Church 18400 NW 68 Ave	3140	1094	9:21 PM	8:26 PM	Smooth	None Reported	14	4

**ATTACHMENT D:
NOVEMBER 6, 2012 GENERAL ELECTION PRECINCT-LEVEL ANALYSIS (Survey, Sorted by Time Last Voter Voted)**

Precinct	District Splits	Polling Place Name and Address	Total Registered Voters	Election Day Voters	Time Reported Closed	Last Voter Voted	Poll Worker Feedback	Contributing Factors	Privacy Booths	Optical Scanners
540,577		Douglas Park Community House 2755 SW 37 Ave	2290	764	9:13 PM	8:26 PM	Smooth	6	10	2
772		Mc Millan Park 6125 SW 133 Avenue	2508	928	9:08 PM	8:26 PM	Challenging	4, 6, 3	12	2
307		Miami Lakes Utd Methodist Church 14800 Ludlum Rd	2129	897	8:49 PM	8:26 PM	Smooth	5,6	10	2
823		Cutler Ridge UTD Meth Church 20740 Old Cutler Rd	2201	819	9:49 PM	8:27 PM	Smooth	2, 6,	10	2
312		Cristo Vive Hermanos En Cristo 500 W 78 St	2056	738	8:46 PM	8:27 PM	Smooth	5	9	2
292		Freewill Christian Center 3405 NW 189 St	1703	498	9:12 PM	8:28 PM	Smooth	5	8	2
296		Dr. Robert B.Ingram Elementary School 600 Ahmad St	2490	715	9:37 PM	8:29 PM	Smooth	5	12	2
526,986	526 (2), 986 (2)	Curtis Park Community House 1901 NW 24 Ave	2234	726	9:00 PM	8:29 PM	Smooth	6	10	4
933,953,958	933 (2)	South Dade Baptist Church 17105 SW 296 St	1571	568	9:47 PM	8:30 PM	No Response	No Response	7	5
331	331 (2)	John F. Kennedy Library 190 West 49 St	2144	457	9:47 PM	8:30 PM	Smooth	6	9	3
111		Commodore Plaza Tower II 2750 NE 183 St	4377	1359	9:46 PM	8:30 PM	No Response	No Response	21	5
792		Our Lady of Lodes Catholic Church 11291 SW 142 Ave	1815	689	9:20 PM	8:30 PM	No Response	No Response	8	2
728		Ruth Owens Kruse Educational Center 11001 SW 76 St	2819	787	9:19 PM	8:31 PM	Smooth	No Response	13	3
800,825		South Dade Regional Library 10750 SW 211 St	3469	978	9:08 PM	8:31 PM	Smooth	6, 2, 3	17	3
14		North Shore Park Youth Center 501 - 72 St	2013	535	9:10 PM	8:32 PM	Challenging	4	9	2
341,555	341 (2), 555 (2)	West End Park Community House 250 SW 60 Ave	2502	694	11:12 PM	8:33 PM	Smooth	5	12	5
543,989		HUD - Meeting Room 1407 NW 7 St	3958	942	9:42 PM	8:33 PM	Smooth	None Reported	19	4
450	450 (2)	John I Smith Elementary School 10415 NW 52 St	1695	588	8:47 PM	8:33 PM	Smooth	1	19	4
344		Miami Springs Community Center 1401 Westward Dr	2085	881	8:54 PM	8:34 PM	Smooth	1,2,4,5	10	2
711		Devon Aire Elementary School 10501 SW 122 Ave	3289	1068	8:46 PM	8:34 PM	Smooth	2, 3	16	3
401,446	401 (5), 446 (3)	Fire Fighter Memorial Building 8000 NW 21 St	4261	1160	9:46 PM	8:35 PM	Smooth	5,6	20	8

**ATTACHMENT D:
NOVEMBER 6, 2012 GENERAL ELECTION PRECINCT-LEVEL ANALYSIS (Survey, Sorted by Time Last Voter Voted)**

Precinct	District Splits	Polling Place Name and Address	Total Registered Voters	Election Day Voters	Time Reported Closed	Last Voter Voted	Poll Worker Feedback	Contributing Factors	Privacy Booths	Optical Scanners
364		Palm Springs North Fire Station #44 7700 NW 186 St	3132	1284	9:14 PM	8:35 PM	No Response	No Response	14	4
17		Treasure Island Elem School 7540 E Treasure Dr	2233	803	8:45 PM	8:35 PM	Smooth	2	10	2
579		Silver Bluff Elementary School 2609 SW 25 Ave	3147	1029	9:51 PM	8:36 PM	Smooth	2,6	14	3
367,384		Imperial Lakes Club House 12301 NW 7 Ln	2177	997	8:44 PM	8:37 PM	Smooth	3,5,6	11	4
71,138,170		North Miami Elementary School 655 NE 145 St	1706	371	9:27 PM	8:38 PM	Smooth	4,5	7	3
921,930		Phichol Williams Community Center 951 SW 4 St	641	185	9:06 PM	8:38 PM	No Response	No Response	3	2
743		Devon Aire Park 10411 SW 122 Avenue	1514	611	9:16 PM	8:41 PM	Smooth	6, 2,	7	2
831,967	831 (2), 967 (2)	Isaac A Withers Enrichment Center 21300 SW 122 Ave	3421	955	9:58 PM	8:42 PM	Smooth	2, 3, 6, 1	16	6
151,177	151 (2)	Ed Burke Recreation Center 11400 NE 9 Ct	1968	932	9:55 PM	8:43 PM	Smooth	5,6	9	5
311		The Salvation Army 7450 W 4 Ave	3274	892	10:04 PM	8:44 PM	Smooth	6	15	3
208	208 (2)	Lake Park Condominium 900 NE 199 St	2969	1005	10:06 PM	8:45 PM	Smooth	2,3,6,5	14	4
575		Smathers Senior Center 1040 SW 29 Ct	3056	896	9:32 PM	8:45 PM	Smooth	2	14	3
934,888		Waterstone Grand 4002 N Waterstone Way	2662	1067	9:23 PM	8:45 PM	Smooth	6	12	3
586,635	635 (2)	Miami Dade Water & Sewer Authority 3575 S Lejeune Rd	2016	579	9:47 PM	8:46 PM	No Response	No Response	9	4
742,788		River Of Life Church 12333 SW 112 St	4064	1389	10:24 PM	8:48 PM	Smooth	2, 1	19	4
639,640	639 (2)	Bank United Center 1245 Walsh Avenue	2869	1217	10:11 PM	8:48 PM	Challenging	4, 6	15	6
782		Cypress Club of Kendale 14250 SW 62 St	1490	430	9:13 PM	8:48 PM	Smooth	6	7	2
745,783		Riverside Baptist Church 10775 SW 104 Street	3184	1053	9:47 PM	8:50 PM	Smooth	3, 2	16	4
538,595		Cameron House 412 NE 22 St	3188	1036	9:41 PM	8:50 PM	Smooth	6	16	4
561,578		Iglesia Bautista Resurreccion 2323 SW 27 Ave	4886	1354	9:41 PM	8:50 PM	Smooth	5	23	5
106		Greynolds Park Elementary School 1536 NE 179 St	1217	421	9:01 PM	8:50 PM	No Response	No Response	5	1

**ATTACHMENT D:
NOVEMBER 6, 2012 GENERAL ELECTION PRECINCT-LEVEL ANALYSIS (Survey, Sorted by Time Last Voter Voted)**

Precinct	District Splits	Polling Place Name and Address	Total Registered Voters	Election Day Voters	Time Reported Closed	Last Voter Voted	Poll Worker Feedback	Contributing Factors	Privacy Booths	Optical Scanners
143,144	144 (3)	First Church Of North Miami 1200 NE 135 St	3290	934	9:47 PM	8:51 PM	Smooth	5	16	6
730	730 (2)	Snapper Creek Townhouse Rec Ctr 11200 SW 71 St	2637	1047	9:14 PM	8:51 PM	Smooth	5, 6, 3	12	3
430		Miami International Covenant Church 2100 SW 66 Ave	2331	654	9:10 PM	8:51 PM	Smooth	2,6	11	2
544,983	544 (3), 983 (3)	Trinity Cathedral Hall 464 NE 16 St	3814	1162	9:46 PM	8:52 PM	Smooth	6	16	6
227		A. J. King Park 4230 NW 178 St	2391	691	11:25 PM	8:53 PM	No Response	No Response	12	2
574		Iglesia Bautista Resurreccion 2323 SW 27 Ave	2294	617	9:27 PM	8:53 PM	No Response	No Response	11	2
774		Hammocks Middle School 9889 Hammocks Blvd	1744	524	9:32 PM	8:54 PM	Smooth	3	8	2
701		Bowman Ashe/Doolin K-8 Academy 6601 SW 152 Ave	3027	940	10:01 PM	8:55 PM	Smooth	1	14	3
529	529 (2)	Jose Diego Middle School 3100 NW 5 Ave	3388	946	10:10 PM	8:56 PM	No Response	No Response	16	4
719,795		Unitarian Universalist Congregation 7701 SW 76 Ave	3424	1060	10:18 PM	8:57 PM	Smooth	2, 1, 6, 3	16	4
305,373		Miami Lakes Branch Library 6699 Windmill Gate Rd	2832	848	11:01 PM	8:58 PM	Smooth	None Reported	13	4
232,275		North Glade Elementary School 5000 NW 177 St	2240	760	10:25 PM	8:58 PM	Smooth	6	10	3
615,619		Coco Plum Woman's Club 1375 Sunset Dr	2371	789	7:53 PM	8:59 PM	Smooth	4, 6, 5, 1	11	4
385		Barbara Goleman Sr. High School 14100 NW 89 Ave	3308	1174	9:47 PM	9:00 PM	Smooth	5	15	4
567,996	996 (2)	Simpson Park Recreation Building 55 SW 17 Rd	2865	832	9:48 PM	9:02 PM	No Response	No Response	12	4
518	518 (2)	Church Of God Prophecy#1 4528 NW 1 Ave	1932	534	9:57 PM	9:03 PM	No Response	No Response	9	3
824		Pinelands Presbyterian Church 10201 Bahia Dr	1451	528	9:19 PM	9:03 PM	Smooth	5	6	2
721	721 (2)	Kings Creek Village Rec Center 8333 SW 81 Ave	4067	1288	10:03 PM	9:05 PM	Smooth	No Response	19	6
337		Bright Park Recreation Center 750 E 35 St	3026	930	10:10 PM	9:08 PM	Smooth	5,6	14	3
598,591		Malcolm Ross Senior Center 2800 NW 18 Ave	2361	798	10:16 PM	9:11 PM	Smooth	4	11	3
321		Victor Wilde Community Center 1701 W 53 Tr	3435	1096	10:04 PM	9:14 PM	Smooth	2,5,6	16	4

**ATTACHMENT D:
NOVEMBER 6, 2012 GENERAL ELECTION PRECINCT-LEVEL ANALYSIS (Survey, Sorted by Time Last Voter Voted)**

Precinct	District Splits	Polling Place Name and Address	Total Registered Voters	Election Day Voters	Time Reported Closed	Last Voter Voted	Poll Worker Feedback	Contributing Factors	Privacy Booths	Optical Scanners
233,276		Florida Memorial University 15800 NW 42 Ave	2503	799	9:26 PM	9:14 PM	Challenging	6	11	3
747	747 (2)	Dave & Mary Alper Jewish Comm Ctr 11155 SW 112 Ave	2711	844	10:24 PM	9:15 PM	Smooth	6, 3, 2, 1	12	4
537,599		Eugenio Maria De Hostos Ctr 2902 NW 2 Ave	1587	537	10:23 PM	9:15 PM	Smooth	6	7	3
563	563 (2)	Little Havana Housing Project #11 759 SW 5 St	2321	589	9:24 PM	9:17 PM	Smooth	4	10	3
740		Claude Pepper Elementary School 14550 SW 96 St	3747	1264	11:08 PM	9:19 PM	Smooth	2	18	4
50		Key Biscayne Community Center 10 Village Green Way	2683	1061	9:46 PM	9:19 PM	Smooth	5	12	2
827,851		Southridge Senior High School 19355 SW 114 Ave	4419	1053	11:22 PM	9:21 PM	Smooth	4, 2	21	5
624,625		Coral Pine Park 6955 SW 104 Street	2036	659	10:45 PM	9:25 PM	Smooth	6, 3	9	3
714		Miller Drive Park 5510 SW 94 Ct	2064	686	9:43 PM	9:25 PM	No Response	No Response	9	2
47, 48, 66		Rebecca Towers 200 Alton Rd	3094	800	10:58 PM	9:27 PM	Smooth	2,4,5,6	15	4
766,192,789		Dr.Gilbert Porter Elem School 15851 SW 112 St	4309	1409	10:40 PM	9:29 PM	Smooth	6, 5, 3	20	5
703		Cypress Club of Kendale 14250 SW 62 St	3034	959	10:10 PM	9:29 PM	No Response	No Response	14	3
501,580	501 (2), 580 (2)	Jesse J. Mccrary, Jr. Elementary School 514 NW 77 St	3783	796	10:55 PM	9:30 PM	Smooth	2	18	7
432		A D Barnes Park 3401 SW 72 Ave	1729	592	9:53 PM	9:31 PM	Smooth	4,5	8	2
764		Bowman Ashe/Doolin K-8 Academy 6401 SW 152 Ave	4297	1466	11:20 PM	9:33 PM	Smooth	6, 2	19	5
332,377		Walker Community Center 800 W 29 St	2993	887	10:22 PM	9:36 PM	No Response	No Response	13	3
148		Beth Moshe Congregation 2225 NE 121 St	1886	585	10:11 PM	9:39 PM	Smooth	6	8	2
708,709		Royal Palm Elementary 4200 SW 112 Ct	2604	786	10:31 PM	9:42 PM	Smooth	6	12	2
115		Marjorie/William McDonald Center 17051 NE 19 Ave	3095	986	10:13 PM	9:43 PM	Smooth	1	14	4
805,820		Palmetto Bay Village Center 18001 Old Cutler Rd	3583	1163	10:53 PM	9:44 PM	No Response	No Response	19	5
503,990	990 (2)	H U D 1407 NW 7 St	1040	334	10:05 PM	9:47 PM	Smooth	6	4	4

**ATTACHMENT D:
NOVEMBER 6, 2012 GENERAL ELECTION PRECINCT-LEVEL ANALYSIS (Survey, Sorted by Time Last Voter Voted)**

Precinct	District Splits	Polling Place Name and Address	Total Registered Voters	Election Day Voters	Time Reported Closed	Last Voter Voted	Poll Worker Feedback	Contributing Factors	Privacy Booths	Optical Scanners
355,358		Northwest Dade 7th Day Adventist Church 6500 NW 202 St	3462	1042	9:02 PM	9:51 PM	No Response	No Response	16	4
833,843	833 (3)	Goulds Park 11350 SW 216 St	2935	876	10:29 PM	9:52 PM	Smooth	1, 3, 4	14	6
793,796,681	796 (2)	Kendale Lakes Branch Library 15205 SW 88 St	4667	1326	10:37 PM	9:55 PM	Smooth	3, 6,	22	6
758,791		Miami First Church of the Nazarene 17569 SW 147 Ave	4331	1385	10:54 PM	9:57 PM	No Response	No Response	20	6
402		Lamar Louise Curry Middle School 15750 SW 47 St	5624	1393	10:49 PM	9:57 PM	Smooth	2,3,6	26	4
837,844,954		Southwood Middle School 16301 SW 80 Ave	2331	846	10:25 PM	9:59 PM	No Response	No Response	11	3
440		Village Green Elementary School 12265 SW 34 St	1875	607	11:21 PM	10:00 PM	No Response	No Response	8	2
349		Hialeah Gardens Community Hall 10003 NW 87 Ave	3934	1328	10:16 PM	10:00 PM	Smooth	3	18	4
16		North Bay Village 1700 John Kennedy CSWY #132	1130	415	8:53 PM	10:00 PM	Smooth	5	5	1
224		Miami Carol City Senior High 3301 Miami Gardens Drive	2247	641	9:03 PM	10:01 PM	Smooth	2,5	11	2
524,568	524 (2), 568 (3)	Simpson Park Recreation Building 55 SW 17 Rd	2935	812	1:00 AM	10:03 PM	Smooth	5	13	6
836, 970, 853	836 (2), 970 (3), 853 (2)	Americana Village Condominium 19800 SW 180 Ave	2784	971	11:13 PM	10:04 PM	Smooth	4, 6, 3	13	9
247		Madison Middle School 3400 NW 87 St	1436	404	10:58 PM	10:04 PM	Smooth	3,5	6	2
545,997		Polish American Club of Miami, Inc 1250 NW 22 Ave	3478	1025	9:41 PM	10:04 PM	Smooth	None Reported	15	4
773		Bird Lakes Park 14365 SW 48 Lane	2975	885	10:18 PM	10:07 PM	Smooth	2	17	3
201		Landmark Campus 20000 NW 47 Ave	2181	739	11:15 PM	10:08 PM	No Response	No Response	10	3
326		Goodlet Park 4200 W 8 Ave	3987	1178	10:56 PM	10:09 PM	Smooth	2,6	18	4
738		Felix Varela High School 15255 SW 96 St	3521	1213	11:38 PM	10:12 PM	Smooth	2, 5, 3	16	3
209		Madie Ives Elementary School 20770 NE 14 Ave	3038	910	10:38 PM	10:12 PM	No Response	No Response	14	3
911, 931	911 (2), 931 (2)	St Martin De Porres Catholic Church 14881 SW 288 St	4085	1029	10:33 PM	10:12 PM	Challenging	5, 1	19	5
353, 453	453 (2)	North Trial Park 780 NW 127 Avenue	4844	1381	11:41 PM	10:13 PM	Smooth	6	22	6

**ATTACHMENT D:
NOVEMBER 6, 2012 GENERAL ELECTION PRECINCT-LEVEL ANALYSIS (Survey, Sorted by Time Last Voter Voted)**

Precinct	District Splits	Polling Place Name and Address	Total Registered Voters	Election Day Voters	Time Reported Closed	Last Voter Voted	Poll Worker Feedback	Contributing Factors	Privacy Booths	Optical Scanners
410, 488, 489		Jorge Mas Canosa Youth Center 250 SW 114 Ave	6891	1937	11:16 PM	10:16 PM	Smooth	5	33	8
322		Ben Sheppard Elementary School 5700 W 24 Ave	2457	689	10:39 PM	10:16 PM	Challenging	3,6	11	2
572		Shenandoah Elementary School 1023 SW 21 Ave	1425	410	10:49 PM	10:17 PM	Smooth	5	6	2
797		Miami-Dade County Fire Station #56 16250 SW 72 St	5766	1732	11:29 PM	10:22 PM	No Response	No Response	26	5
397, 461		John A. Ferguson Senior High School 15900 SW 56 St	5857	1474	11:51 PM	10:23 PM	Challenging	2	27	6
360		Ernest R Graham K-8 Center 7330 W 32 Ave	3627	1226	12:07 AM	10:24 PM	Smooth	6	16	4
309		Carl F. Slade Park 2501 W 74 St	4201	1347	11:49 PM	10:32 PM	No Response	No Response	19	5
462,965	462 (2)	Ronald Reagan Senior High School 8600 NW 107 Ave	4511	1656	11:17 PM	10:37 PM	Smooth	None Reported	20	6
569,995	569 (3), 995 (3)	Stanley Axlrod UTD Towers 1809 Brickell Ave	7169	1746	12:21 AM	10:40 PM	Challenging	2,5	34	10
439		St Simons Episcopal Church 10950 SW 34 St	4116	1127	11:07 PM	10:43 PM	Smooth	1,4,6	19	4
547	547 (2)	Miami Fire Station #7 314 Beacom Blvd	2751	774	11:04 PM	10:52 PM	Smooth	6	13	3
21	021 (2)	North Shore Park Youth Center 501 - 72 St	1594	419	9:11 PM	10:53 PM	Smooth	5	7	2
36,39		Miami Beach Police Athletic League 999 - 11th Street	2843	896	9:39 PM	10:55 PM	Smooth	5	22	4
744, 781		Calusa Elementary School 9580 W Calusa Club Dr	3767	1205	11:48 PM	10:56 PM	Smooth	6, 5, 2, 3	18	4
736		Dante B Fascell Elementary School 15625 SW 80 St	3649	1092	11:38 PM	10:58 PM	Smooth	4, 3	17	3
482,847,955		Centennial Middle School 8601 SW 212 St	6434	1767	12:24 AM	11:05 PM	Smooth	2	31	5
556	556 (2)	Residential Plaza 5617 NW 7 St	3045	695	11:41 PM	11:10 PM	Challenging	2,4	14	3
907,949	907 (8)	Vilgs of Homestd Audubon Club House 1851 S Canal Dr	5992	1357	12:24 AM	11:10 PM	Challenging	4, 2	29	11
775		Westwind Lakes Park 6805 SW 152 Avenue	5000	1385	12:45 AM	11:13 PM	Smooth	4, 6	23	5
403	403 (2)	La Catedral Del Pueblo 190 NW 79 Ave	5548	1354	12:29 AM	11:19 PM	Smooth	5,6	26	6
702		Lake Of The Meadows Recreation Ctr 4450 SW 152 Ave	4702	1530	12:40 AM	11:25 PM	Challenging	3, 5	22	5

**ATTACHMENT D:
NOVEMBER 6, 2012 GENERAL ELECTION PRECINCT-LEVEL ANALYSIS (Survey, Sorted by Time Last Voter Voted)**

Precinct	District Splits	Polling Place Name and Address	Total Registered Voters	Election Day Voters	Time Reported Closed	Last Voter Voted	Poll Worker Feedback	Contributing Factors	Privacy Booths	Optical Scanners
919,939	919 (6)	Homestead Stadium-Clubhouse 1601 SE 28 Ave	5657	1317	12:23 AM	11:25 PM	Challenging	2	28	10
149,169		Senator Gwen Margolis Community Ctr 1590 NE 123 St	2511	647	11:37 PM	11:28 PM	Smooth	5,6	12	4
246/277		Mt. Zion Apostolic Temple 9300 NW 32 Ave	2610	687	12:11 AM	11:34 PM	No Response	No Response	11	3
167,928,932,957	167 (2), 928 (2)	Goulds Church Of Christ 22800 SW 112 Ave	3633	1038	12:27 AM	11:37 PM	No Response	No Response	16	7
388		West Hialeah Gardens Elem School 11990 NW 92 Ave	3030	946	12:38 AM	11:48 PM	Challenging	2,5,6	13	3
359		Roberto Casas Park 7900 W 32 Ave	4437	1212	12:30 AM	11:49 PM	Smooth	6	20	5
351	351 (2)	The Moors Club Center 17320 NW 65 Ave	4859	1661	12:57 AM	11:53 PM	Challenging	1,2	22	5
452		Eugenia B Thomas Elementary School 5950 NW 114 Ave	3416	1035	12:45 AM	11:53 PM	Smooth	6	16	3
408		Fontainebleau Milton Rental Apt 9517 Fontainebleau Blvd	3880	1096	12:33 AM	11:53 PM	Smooth	No Response	18	3
304,372	372 (2)	Country Village Park 6550 NW 188 Tr	7708	1899	12:21 AM	11:57 PM	Challenging	6	38	8
759,790	759 (3), 790 (3)	South Kendall Community Church 16550 SW 147 Ave	8445	2076	1:19 AM	12:12 AM	Challenging	2, 5, 6	42	11
191,757		Country Walk Park Recreation Center 14601 Country Walk Dr	6529	1955	1:31 AM	12:30 AM	No Response	No Response	32	8
541,984	541 (3), 984 (4)	Miami Fire Station #4 1105 SW 2 Ave	5383	1355	1:35 AM	12:31 AM	Challenging	1,3	21	7
762	762 (2)	West Kendall Regional Library 10201 Hammocks Blvd	5607	1290	2:08 AM	1:14 AM	No Response	No Response	27	6
905,906	905 (3)	Iglesia Cristiana El Buen Samaritan 13550 SW 256 St	6995	1482	1:49 AM	1:16 AM	Challenging	1, 5	40	10
200,798		Eureka Villas Park 14301 SW 180 Street	4235	1143	1:27 AM	1:18 AM	No Response	No Response	20	4

**ATTACHMENT D:
NOVEMBER 6, 2012 GENERAL ELECTION PRECINCT-LEVEL ANALYSIS (Findings)**

Survey Analysis			
Total Boards Surveyed:	583	100%	
Total Boards Responded:	483	83%	

Would You Describe the Operation in Your Precinct as Smooth or Challenging?					
Challenging	71	15%	Smooth	412	85%

What Were the Contributing Factors?					
Challenging	146	19%			
Smooth	610	81%			
	756	100%	**		
**Total Number of Factors Provided by the 483 Responders; Many Responders Provided More Than One Contributing Factor.					
Communications			Polling Facilities		
Challenging	14	2%	Challenging	14	2%
Smooth	50	7%	Smooth	70	9%
	64	8%		84	11%
Poll Workers			Equipment		
Challenging	33	4%	Challenging	34	4%
Smooth	106	14%	Smooth	158	21%
	139	18%		192	25%
Procedures			Ballot Issues		
Challenging	21	3%	Challenging	30	4%
Smooth	64	8%	Smooth	162	21%
	85	11%		192	25%

**ATTACHMENT E:
NOVEMBER 6, 2012 GENERAL ELECTION EARLY VOTING ANALYSIS SUMMARY**

Miami-Dade County has 20 Early Voting sites geographically distributed throughout Miami-Dade County. The attached report provides an analysis of the following information for each Early Voting site.

- Site Name and Address – names and locations of each Early Voting site.
- Optical Scanners – the number of scanners utilized at each site.
- Privacy Booths – the number of booths utilized at each site.
- EVID – the number of electronic pollbooks used to check in voters.
- BOD - the number of digital Ballot on Demand printers (aka BOD) used to print the voter's ballot.
- Average Wait Time - the average wait time for each Early Voting site based on hourly reports from all 20 sites for the duration of Early Voting.
- Voter Turnout – the total number of voters per Early Voting site for the duration of Early Voting.
- Staff Feedback – survey response of staff members when asked whether their operation was smooth or challenging during Early Voting.
- Contributing Factors – those factors that contributed to a smooth or challenging operation during Early Voting as reported by staff.

Findings

According to staff feedback, the heavy voter turnout, need for additional staffing, and inadequate parking at some facilities were seen as major contributing factors to the long lines experienced at most Early Voting sites. In summary:

- 89% stated they experienced heavy voter turnout
- 36% stated they could have benefited from additional staff
- 32% stated additional parking for voters would have helped
- 21% stated they could have benefited from a larger facility
- 11% felt the length of the ballot was an issue
- 11% stated they could have benefited from additional printers
- 11% stated they had issues with campaigners

**ATTACHMENT E:
NOVEMBER 6, 2012 GENERAL ELECTION EARLY VOTING ANALYSIS SUMMARY**

Three poll workers at each location were surveyed. They were the Clerk, Equipment Technician, and Administrative Supervisor. All have unique perspectives in operating their site:

Position	Job Description
Clerk	Responsible for the management of the entire polling place and all voting activities
Voter Equipment Technician	Responsible for all technology at the Early Voting site (digital printers, electronic pollbook, optical scanners and touchscreen voting equipment.)
Administrative Supervisor	Roving supervisor responsible for all administrative operations at Early Voting sites

These poll workers were surveyed in order to understand their perspective of what went well or what challenges they faced at their Early Voting site. In summary:

- 100% of Early Voting sites were surveyed (20)
- 95% response rate (19)
 - 58% reported their Early Voting operations went smoothly.
 - 42% reported their Early Voting operations were challenging.
- The most reported factors that contributed to a smooth Early Voting operation were:
 - Sufficient equipment
 - Prepared voters
- The most reported factors that contributed to a challenging Early Voting operation were:
 - Heavy Voter turnout
 - Lack of adequate staffing
 - Size of the facility

The Department will continue to evaluate other potential Early Voting sites and make recommendations on how many and which other sites to utilize during presidential elections. Increasing the number of Early Voting sites will undoubtedly result in a better distribution of voters, and allow the Department to better accommodate our voters.

**ATTACHMENT E:
NOVEMBER 6, 2012 GENERAL ELECTION EARLY VOTING ANALYSIS**

#	Site Name and Address	Optical Scanners	Privacy Booths	EVIDs	BODs	Average Wait Time	Voter Turnout	Staff Feedback	Contributing Factors
1	Aventura Government Center 19200 W. Country Club Drive	8	60	5	2	2:12	10,893	Smooth	Sufficient equipment, prepared voters
2	City of Miami City Hall 3500 Pan American Drive	6	27	3	2	1:16	8,659	Smooth	Sufficient equipment, prepared voters
3	Coral Gables Library 3443 Segovia Street	8	60	5	2	1:36	13,781	Smooth	Sufficient equipment, prepared voters
4	Coral Reef Library 9211 SW 152 Street	12	75	5	3	2:43	11,633	Challenging	Heavy voter turnout, inadequate staffing
5	Election Department 2700 NW 87th Avenue	10	21	5	3	1:43	9,986	Challenging	Heavy voter turnout, polling facilities lack of workable space, length of the ballot, aggressive campaigners
6	Florida City- City Hall 404 W. Palm Drive	8	30	4	3	1:25	9,739	Smooth	Sufficient equipment, prepared voters
7	John F. Kennedy Library 190 W. 49 Street	10	50	5	3	2:10	9,435	Smooth	Sufficient equipment, prepared voters
8	Kendall Branch Library 9101 SW 97 Avenue	11	55	5	4	1:55	12,848	Smooth	Sufficient equipment, prepared voters
9	Lemon City Library 430 NE 61 Street	6	40	4	2	1:50	9,653	No Response	
10	Miami Beach City Hall 1700 Convention Center	6	42	5	2	1:14	8,589	Challenging	Length of the ballot, polling facilities lack of workable space
11	Miami Lakes Public Library 6699 Windmill Gate Road	11	59	5	2	1:46	12,238	Smooth	Sufficient equipment, prepared voters
12	Model City Library @ Caleb Center 2211 NW 54 Street	9	90	5	2	1:53	13,754	Smooth	Sufficient equipment, prepared voters
13	North Dade Library 2455 NW 183rd Street	11	100	5	3	2:49	16,625	Challenging	Heavy voter turnout, length of the ballot, insufficient amount of printers, inadequate parking
14	North Miami Public Library 835 NE 132nd Street	11	84	6	3	2:17	13,343	Challenging	Heavy voter turnout, polling facilities lack of workable space, length of the ballot, inadequate staffing, insufficient amount of printers, aggressive campaigners

**ATTACHMENT E:
NOVEMBER 6, 2012 GENERAL ELECTION EARLY VOTING ANALYSIS**

#	Site Name and Address	Optical Scanners	Privacy Booths	EVIDs	BODs	Average Wait Time	Voter Turnout	Staff Feedback	Contributing Factors
15	North Shore Branch Library 7501 Collins Avenue	8	25	3	2	1:06	7,956	Smooth	Sufficient equipment, prepared voters
16	South Dade Regional Library 10750 SW 211 Street	10	70	5	3	2:14	13,247	Smooth	Sufficient equipment, prepared voters
17	Stephen P. Clark Center 111 NW 1 Street	10	100	6	2	1:11	13,653	Smooth	Sufficient equipment, prepared voters
18	West Dade Regional Library 9445 SW 24 Street	12	75	6	2	2:31	15,266	Challenging	Heavy voter turnout, length of the ballot, insufficient amount of printers, inadequate parking
19	West Flagler Branch Library 5050 West Flagler	10	30	5	2	1:13	9,750	Challenging	Heavy voter turnout, polling facilities lack of workable space, length of the ballot, inadequate parking
20	West Kendall Regional Library 10201 Hammocks Boulevard	12	75	6	3	2:22	14,685	Challenging	Heavy voter turnout, inadequate staffing
Total		189	1,168	98	50	1:52	235,733		

**ATTACHMENT F:
RECOMMENDED EARLY VOTING RELIEF SITES**

TOP 10 LOCATIONS RECOMMENDED AS NEW EV SITES:

#	Branch Name	Address	Relief for Site	Facility Size (Square Footage)	Usable Square Footage for Voting	Electricity	Regular Parking	Disabled Parking	Observations
1	Golden Glades	100 NE 166TH ST	North Dade / Aventura / North Miami	7,500	N/A	Good	42 spaces	2 spaces	Open concept style facility with rolling shelves.
2	North Miami Beach City Hall	17011 NE 19TH AVE	Aventura / North Miami	11,174	2,812	Good	Over 75 spaces	4 spaces	Three rooms with dividers that can be converted to one large room, overflow parking available.
3	Pinecrest	5835 SW 111TH ST	Kendall Branch / Coral Reef	15,000	1,188	Good	Over 200 spaces	6 spaces	Parking is shared with Pincrest Gardens, separate room for voting.
4	Naranja	14850 SW 280TH ST	Florida City / South Dade	15,000	1,054	Good	57 spaces	3 spaces	Overflow parking lot adjacent to library, separate meeting room available.
5	Homestead	700 N HOMESTEAD BLVD	Florida City	16,000	1,100	Needs Inspection	60 spaces	2 spaces	Plenty of overflow parking in front and across from library where the City Hall is, separate room for voting.
6	Miami Beach	227 22ND ST	Miami Beach City Hall / North Shore	43,256	1,470	Good	Metered spaces available on street	Same as regular parking	Overflow parking lot across from library, separate room for voting.
7	Arcola Lakes	8240 NW 7TH AVE	Model City / North Miami / Lemon City	9,670	1,116	Good	44 spaces	2 spaces	Separate room for voting.
8	Shenandoah	2111 SW 19TH ST	City of Miami / Coral Gables / West Flagler	6,645	N/A	Good	20 spaces	2 spaces	Open concept style facility with rolling shelves.
9	Kendale Lakes	15205 SW 88TH ST	West Kendall	15,000	1,054	Good	61 spaces	3 spaces	Separate meeting room available, street parking available for overflow.
10	Palm Springs North	17601 NW 78TH AVE	Miami Lakes	3,500	N/A	Good	Over 150 spaces in strip mall	10 spaces	Slow strip mall allows plenty of parking, open concept style facility with rolling shelves.

**ATTACHMENT F:
RECOMMENDED EARLY VOTING RELIEF SITES**

ADDITIONAL 18 LOCATIONS RECOMMENDED AS NEW EV SITES:

	Branch Name	Address	Relief for Site	Facility Size (Square Footage)	Usable Square Footage for Voting	Electricity	Regular Parking	Disabled Parking	Observations
1	International Mall	10315 NW 12TH ST	Elections (Doral) / West Dade	7,500	N/A	Good	67 spaces	3 spaces	Mall is excellent overflow parking, open concept style with rolling shelves.
2	Main Library	101 W FLAGLER ST	SPCC	200,000	1,152	Good	Parking garage / Metered spaces	Same as regular parking	Separate room for voting, plenty of garage parking, across from SPCC, Metrorail/Metromover accessible.
3	Coconut Grove	2875 MCFARLAND RD	City of Miami	6,394	810	Needs Inspection	Parking garage / Metered spaces	Same as regular parking	Separate room with dedicated entrance with easy ADA access to restrooms.
4	South Miami	6000 SUNSET DR	Kendal Branch / Coral Gables / City of Miami	11,500	750	Needs Inspection	20 metered spaces	1 space	Overflow metered parking in adjacent City Hall. Historically, the city has covered the meters during Municipal elections. Electrical exists but needs work.
5	Miami Springs	401 WESTWARD DR	JFK	3,480	N/A	Good	11 spaces	2 spaces	Open space design with rolling shelves.
6	Palmetto Bay	17641 OLD CUTLER RD	Coral Reef / South Dade	5,000	N/A	Good	37 spaces	3 spaces	Open concept with movable shelves, children's area can be dedicated for voting with front area for check in.
7	Sunny Isles Beach City Hall	18070 COLLINS AVE	North Shore / Aventura		820	Good	50 spaces, shared with restaurant and Post Office	3 spaces	Parking area is being shared by many facilities, Assistant City Clerk advised they could facilitate additional parking (parking garage/metered spaced on street).
8	Hispanic	1398 SW 1ST ST	SPCC / West Flagler	12,000	N/A	Good	2nd floor parking (20-30 spaces)	Same as regular parking	Overflow metered spots on the street, open style concept with plenty of space.
9	Key Biscayne	299 CRANDON BLVD	City of Miami / SPCC	6,000	426	Needs Inspection	37 spaces	2 spaces	Currently no Early Voting site in Key Biscayne.
10	Allapattah	1799 NW 35TH ST	Model City	5,500	820	Needs Inspection	Off-street metered parking / Over 50 metered spaces in adjacent lot	Same as regular parking	Parking s an issue, overflow parking could be adjacent grocery store.

**ATTACHMENT F:
RECOMMENDED EARLY VOTING RELIEF SITES**

ADDITIONAL 18 LOCATIONS RECOMMENDED AS NEW EV SITES (CONTINUED):

	Branch Name	Address	Relief for Site	Facility Size (Square Footage)	Usable Square Footage for Voting	Electricity	Regular Parking	Disabled Parking	Observations
11	North Central	9590 NW 27TH AVE	Model City	5,000	610	Needs Inspection	25 spaces	2 spaces	Separate room for voting, can use children's room for check in.
12	Opa-Locka	780 FISHERMAN ST	North Miami	3,000	N/A	Needs Inspection	Metered spaces available on street	2 spaces	Huge overflow parking lot across from location, 2nd floor City Hall would be preferred.
13	South Shore	131 ALTON RD	Miami Beach City Hall	5,000	N/A	Good	Metered spaces available on street	Same as regular parking	Open area concept with moving shelves, back area is preferred for check-in and voting.
14	Virrick Park	3255 PLAZA ST	City of Miami	3,100	N/A	Good	19 spaces	2 spaces	Plenty of street side parking as overflow without meters.
15	Sunny Isles Beach Library	18070 COLLINS AVE	North Shore / Aventura	7,500	820	Good	50 spaces, shared with restaurant and Post Office	3 spaces	Parking area is being shared by many facilities and library does not have capabilities to facilitate additional parking.
16	Little River	160 NE 79TH ST	Lemon City	6,584	N/A	Needs Inspection	Metered spaces available on street	Same as regular parking	Dangerous parking conditions on major state road, parking is mainly consumed by adjacent buildings, non-movable bookshelves consume majority of library.
17	Culmer / Overtown	350 NW 13TH ST	SPCC	4,500	N/A	Needs Inspection	7 spaces	2 spaces	Shared parking with other building, lot is full due to use for the park.
18	Edison Center	531 NW 62ND ST	Lemon City	6,500	N/A	Needs Inspection	Spaces for staff	None	Parking lot mainly for staff, on a busy intersection off the expressway with no street side parking, shelves are not movable and no staging area for equipment.

**ATTACHMENT G:
ADVISORY OPINION DE 86-06**

DE 86-06 March 25, 1983

DELIVERY OF ABSENTEE BALLOT, s. 101.65 and 101.67, F.S. (1981)

To: Honorable Robin C. Krivanek, Supervisor of Elections, Room 107, Hillsborough County Courthouse, Tampa, Florida 33602

Prepared by: Division of Elections

This is in response to your request for an advisory opinion pursuant to Section 106.23, Florida Statutes, on essentially the following question:

“Will the delivery of a voted absents ballot to a polling place by 7 p.m. of the day of the election satisfy the requirements of Sections 101.65 and 101.67, F.S., (1981)?”

Section 101.65, Florida Statutes states in pertinent part:

“(7) VERY IMPORTANT. The supervisor of elections of the county in which your precinct is located must receive your ballot no later than 7 p.m. on the day of the election.” (emphasis added).

Section 101.67, Florida Statutes states:

“(1) The supervisor of editions shall safely keep in his office any envelopes received containing marked ballots of absentee electors, and he shall, before the canvassing of the election returns, deliver the envelopes to the county canvassing board along with his file or list kept regarding said ballots.

(2) All marked absent electors' ballots to be counted must be received by the supervisor by 7 p.m. the day of the election. All ballots received thereafter shall be marked with the time and date of receipt and filed in his office.” (emphasis added).

Here, the issue is whether delivery of a marked absentee ballot to a polling place rather than to the supervisor of elections would comply with Sections 101.65 and 101.67, Florida Statutes.

After many years of requiring strict compliance with absentee ballot statutes, the Supreme Court of Florida has established that “substantial compliance with absentee voting laws is all that is required to give validity to the ballot.” Boardman v. Esteva, 323 So.2d 259, 264 (Fla. 1976). In Boardman v. Esteva, the Supreme Court of Florida acknowledged that absentee voting statutes are in derogation of the common law and therefore must be strictly construed; but the court said that strict construction does not necessarily mean strict compliance in all cases:

**ATTACHMENT G:
ADVISORY OPINION DE 86-06**

In developing a rule regarding how far irregularities in absentee ballots will affect the result of the election, a fundamental inquiry should be whether or not the irregularity complained of has prevented a full and fair expression of the public will. Unless the absentee voting laws which have been violated in the casting of the vote expressly declare that the particular act is essential to the validity of the ballot, or that its omission will cause the ballot not to be counted, the statute should be treated as directory not mandatory, provided such irregularity is not calculated to affect the integrity of the ballot or election. Id at 265.

The Court suggested that the following factors be used to determine the validity of absentee ballots cast:

- (a) the presence or absence of fraud, gross negligence, or intentional wrongdoing.
- (b) whether there has been substantial compliance with the essential requirements of the absentee voting law; and
- (c) whether the irregularities complained of adversely affect the sanctity of the ballot and the integrity of the election. Id at 269.

Accordingly, this opinion must apply the principles established in Boardman v. Esteve as to whether an irregular form of delivery of a marked absentee ballot comports with the statute.

Since this is a hypothetical question, there is nothing to suggest that fraud, gross negligence or intentional wrongdoing is involved. Therefore, the fundamental inquiry is whether the receipt of marked absentee ballots by the supervisor no later than 7 p.m. on the day of the election is so essential as to be a mandatory requirement and whether any irregularity in the delivery of such ballot would adversely affect the sanctity of the ballot and the integrity of the election.

In Papy v. Englander, 267 So.2d 111 (Fla. 3rd D.C.A. 1972) the issue was whether absentee ballots postmarked before the second primary but delivered after 7 p.m. of the election were timely. The Third District Court of Appeals held that the return of a marked absentee ballot to the supervisor of elections by 7 p.m. on election day was mandatory; it serves to accomplish a timely and orderly canvassing of ballots which is essential to a fair election. Ballots received after 7 p.m. of the day of the election were untimely and invalid.

Similarly, in Spradley v. Bailey, 292 So.2d 27 (Fla. 1st D.C.A. 1974) the court held that Section 101.65, F.S. (1973) which required that absentee ballots must be returned to the supervisor of elections either by mail or personal delivery was mandatory. The court invalidated absents ballots which were delivered by a campaign aide to the supervisor of elections.

Spradley v. Bailey and Papy v. Englander stand for the proposition that timeliness and the proper form of delivery are essential to the validity of absentee ballots so as to be mandatory requirements.

ATTACHMENT G:
ADVISORY OPINION DE 86-06

If delivery of a marked absentee ballot to the polling place would result in an untimely delivery to the supervisor of elections, then, I conclude, that such irregular delivery does not conform to the mandatory requirements of Sections 101.65 and 101.67, F.S. If timely and orderly receipt of absentee ballots is essential to the validity of the ballot, then delivery of a marked absentee ballot must be to the supervisor of elections by 7p.m. of the election day, and delivery to some other location derogates from the essential requirements of law within the meaning of Boardman v. Esteva, supra.

As to whether the irregular form of delivery would affect the sanctity of the ballot and the integrity of the election, I cannot say. Such a determination can only be made by the courts on a case by case basis. But, I offer the following observations: First, the statute expressly requires delivery to the supervisor. Delivery to a polling place creates a chain of custody problems which might raise serious questions as to whether the security of the ballot has been maintained. Cf. Spradley v. Bailey, 292 So.2d 27 (1st D.C.A. 1974). Secondly, delivery to polling places is an unnecessary administrative step which does nothing to further timely and orderly canvassing of ballots. Thirdly, it is the duty of a supervisor of elections to carry out the requirements mandated by statute. To suggest that there is an alternative way to deliver marked absentee ballots creates a discretion which is not expressly found in the law. If there is no clear legal duty to accept an absent ballot delivered to a polling place, the supervisor should not do so. Cf. State ex rel. Cherry v. Stone, 265 So.2d 56 (Fla. 1972). Ultimately, the courts, not the Division of Elections or the supervisor of elections, should determine if irregular delivery of an absentee ballot comports with the essential requirements of law.

SUMMARY

The delivery of a marked absentee ballot to the supervisor of elections by 7 p.m. of the election day is a requirement essential to the validity of the ballot. Delivery to the polling place rather than to the supervisor would derogate from the law and would render the ballot invalid.

MEMORANDUM

Agenda Item No. 15(F)(1)

TO: Honorable Chairwoman Rebeca Sosa
and Members, Board of County Commissioners


DATE: February 5, 2013

FROM: R. A. Cuevas, Jr.
County Attorney

SUBJECT: Resolution urging the Florida Legislature to pass legislation during the 2013 session to restore early voting to the full 14 days that was in place before the passage of HB 1355 including the Sunday before election day; further urging the legislature to provide counties greater flexibility related to the hours for early voting; identifying this issue as a critical county priority for the 2013 session

Resolution No. R-124-13

The accompanying resolution was prepared and placed on the agenda at the request of Prime Sponsor Commissioner Dennis C. Moss and Co-Sponsors Commissioner Jose "Pepe" Diaz, Commissioner Audrey M. Edmonson and Commissioner Barbara J. Jordan.



R. A. Cuevas, Jr.
County Attorney

RAC/lmp

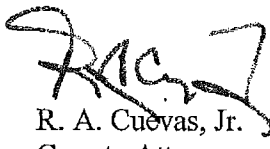


MEMORANDUM

(Revised)

TO: Honorable Chairwoman Rebeca Sosa
and Members, Board of County Commissioners

DATE: February 5, 2013

FROM: 
R. A. Cuevas, Jr.
County Attorney

SUBJECT: Agenda Item No. 15(F)(1)

Please note any items checked.

- ☐ "3-Day Rule" for committees applicable if raised
- ☐ 6 weeks required between first reading and public hearing
- ☐ 4 weeks notification to municipal officials required prior to public hearing
- ☐ Decreases revenues or increases expenditures without balancing budget
- ☐ Budget required
- ☐ Statement of fiscal impact required
- ☐ Ordinance creating a new board requires detailed County Mayor's report for public hearing
- ☒ No committee review
- ☐ Applicable legislation requires more than a majority vote (i.e., 2/3's ____, 3/5's ____, unanimous ____) to approve
- ☐ Current information regarding funding source, index code and available balance, and available capacity (if debt is contemplated) required

Approved _____ Mayor

Agenda Item No. 15 (F)(1)

Veto _____

2-5-13

Override _____

RESOLUTION NO. R-124-13

RESOLUTION URGING THE FLORIDA LEGISLATURE TO PASS LEGISLATION DURING THE 2013 SESSION TO RESTORE EARLY VOTING TO THE FULL 14 DAYS THAT WAS IN PLACE BEFORE THE PASSAGE OF HB 1355 INCLUDING THE SUNDAY BEFORE ELECTION DAY; FURTHER URGING THE LEGISLATURE TO PROVIDE COUNTIES GREATER FLEXIBILITY RELATED TO THE HOURS FOR EARLY VOTING; IDENTIFYING THIS ISSUE AS A CRITICAL COUNTY PRIORITY FOR THE 2013 SESSION

WHEREAS, in-person early voting (hereinafter "early voting") is intended to make it easier for people to carry out their constitutional right to vote; and

WHEREAS, during the 2011 regular session, the Florida Legislature reduced the number of days for early voting when it enacted HB 1355, Chapter 2011-40, Laws of Florida (hereinafter HB 1355); and

WHEREAS, HB 1355 was an omnibus elections bill that made approximately 80 changes to Florida's election procedures; and

WHEREAS, one of the changes made in HB 1355 was to revise early voting and the days, hours and times that Florida counties could offer early voting; and

WHEREAS, prior to the passage of HB 1355, Florida law provided early voting for up to a 14-day period, beginning on the 15th day before an election and ending on the second before the election, and required each county to offer early voting for eight (8) hours per day on weekdays and eight (8) hours in the aggregate each weekend, yielding a total of 96 hours of early voting; and

WHEREAS, HB 1355 amended the days, hours and weekend times that early voting may be offered in Florida in a number of ways:

- * The early voting period now begins on the 10th day before an election and ends on the 3rd day before the election, for a total of only eight (8) days instead of 14 days, and eliminating early voting on the Sunday before election day;
- * The requirement that early voting take place for eight (8) hours each day between 7 a.m. and 7 p.m. also was removed, and instead, local Supervisors of Elections could offer as few as six (6) hours each day and no more than 12 hours each day;
- * HB 1355 also mandates some additional weekend hours of early voting, with the new early voting period running from the Saturday two (2) weekends before the election to the Saturday immediately before Election Day, meaning that the early voting period under HB 1355 now requires three (3) weekend days of early voting: two Saturdays and one Sunday, but significantly, HB 1355 prohibited early voting on the Sunday before election day; and

WHEREAS, it has been reported that, compared with the 2008 election, early voting declined statewide in Florida in 2012, with 2.4 million Floridians voting early in 2012 compared with 2.6 million in 2008, a reduction of approximately nine percent (9%); and

WHEREAS, Governor Rick Scott recently announced his support for returning early voting to 14 days along with greater local flexibility in the hours for early voting; and

WHEREAS, the Mayor's Elections Advisory Group on Friday, February 1, 2013 revised its position to support 14 days of early voting; and

WHEREAS, the Florida Legislature should restore early voting to the 14 days allowed prior to the passage of HB 1355 and allow for greater local flexibility in the hours for early voting,

NOW, THEREFORE, BE IT RESOLVED BY THE BOARD OF COUNTY COMMISSIONERS OF MIAMI-DADE COUNTY, FLORIDA, that this Board:

Section 1. Urges the Florida Legislature to pass legislation during the 2013 session to restore early voting to the full 14 days in place before the passage of HB 1355 including the Sunday before Election Day.

Section 2. Further urges the Florida Legislature to provide counties greater flexibility related to the hours for early voting.

Section 3. Identifies this issue as a critical priority of Miami-Dade County for the 2013 session of the Florida Legislature.

Section 4. Directs the Clerk of this Board to send a certified copy of this resolution to the Governor, Senate President, House Speaker, the Chair and Members of the Miami-Dade State Legislative Delegation and the Florida Secretary of State.

Section 5. Directs the County's state lobbyists to advocate for the passage of the legislation and action set forth in sections 1 and 2 above, and authorizes and directs the Office of Intergovernmental Affairs to amend the 2013 State Legislative Package to include this item as a critical County priority.

The Prime Sponsor of the foregoing resolution is Commissioner Dennis C. Moss and the Co-Sponsors are Commissioner Jose "Pepe" Diaz, Commissioner Audrey M. Edmonson and Commissioner Barbara J. Jordan. It was offered by Commissioner **Dennis C. Moss**, who moved its adoption. The motion was seconded by Commissioner **Barbara J. Jordan** and upon being put to a vote, the vote was as follows:


	Rebeca Sosa, Chairwoman	aye
	Lynda Bell, Vice Chair	aye
Bruno A. Barreiro	aye	Esteban L. Bovo, Jr. aye
Jose "Pepe" Diaz	aye	Audrey M. Edmonson aye
Sally A. Heyman	absent	Barbara J. Jordan aye
Jean Monestime	aye	Dennis C. Moss aye
Sen. Javier D. Souto	aye	Xavier L. Suarez aye
Juan C. Zapata	aye	

5

The Chairperson thereupon declared the resolution duly passed and adopted this 5th day of February, 2013. This resolution shall become effective ten (10) days after the date of its adoption unless vetoed by the Mayor, and if vetoed, shall become effective only upon an override by this Board.

MIAMI-DADE COUNTY, FLORIDA
BY ITS BOARD OF
COUNTY COMMISSIONERS

HARVEY RUVIN, CLERK



By: **Christopher Agrippa**
Deputy Clerk

Approved by County Attorney as
to form and legal sufficiency.

Jess M. McCarty