



OFFICE OF THE MAYOR  
DANIELLA LEVINE CAVA

# Peace & Prosperity

prevention, intervention, and re-entry

EXHIBIT A

# TABLE OF CONTENTS

<b>SUMMARY</b> .....	<b>1</b>
<b>APPROACH</b> .....	<b>2</b>
<b>OVERALL BUDGET</b> .....	<b>3</b>
YEAR 1 .....	3
YEAR 2 .....	4
<b>SUPPLEMENTAL PROGRAMS</b> .....	<b>6</b>
<b>DATA</b> .....	<b>6</b>
<b>OFFICE OF NEIGHBORHOOD SAFETY</b> .....	<b>7</b>
<b>CONCLUSION</b> .....	<b>7</b>
<b>APPENDIX</b>	
GUN VIOLENCE AND CRIME STATISTICS .....	8
BUDGET .....	14
MDPD ENFORCEMENT PROGRAMS .....	15
PROGRAMS THAT COMPLEMENT THE PEACE AND PROSPERITY PLAN .....	18
EXPERTS CONSULTED .....	25
FIT2LEAD SLOTS BREAKDOWN .....	25

# SUMMARY

Gun violence is a public health epidemic that only intensified throughout the pandemic – 2020 saw a 13% increase in homicides from the year prior and a 45% increase from 2016. Nearly one in four victims in 2020 was younger than 21 years old. In response to directive 210781 directing the County Mayor or Mayor’s Designee to establish an “Anti-Gun Violence and Prosperity Initiatives” Plan, we produced our **Peace and Prosperity Plan**.

With input received by Commissioners, staff, and community leaders, the administration created this evidence-based and best practice-driven Peace and Prosperity Plan to address the underlying causes of gun violence and poverty. In developing this document, we conducted an exhaustive detailed review of county resources and national models focused on addressing gun violence – identifying both specific successful interventions that are presently operational in the county, and innovative new opportunities worthy of investment. We also consulted with local and national issue experts in the field of criminology and social work and reviewed data and trends to illustrate areas of greatest need.

We have a historic opportunity to deploy \$90 million in funding over 19 years to tackle the gun violence crisis. The Peace and Prosperity Plan takes a strategic **prevention, intervention, and re-entry** approach that looks at the whole child, family, and community, with a focus on the neighborhoods most affected, and addresses the **social and economic disparities** at the root of gun violence – targeting resources toward community revitalization needs and economic insecurity. Through the strategies outlined in this plan, we will work to prevent gun violence in the hardest-impacted communities across Miami-Dade, address the alarming incidence of gun violence in North Dade and stem the escalating violence in South Dade, and build safer, more prosperous neighborhoods for all families. And we will **leverage collaboration with other community and government efforts** coordinated through the new Office of Neighborhood Safety (ONS) to expand the impact of this funding. Causes and cures of poverty are complex, involving multiple factors and requiring multiple interventions including systemic and structural reforms. ONS will identify broader opportunities to address the underlying conditions and offer policy and program solutions that can lead to real reform.

## **The plan focuses on the following key impact areas:**

**Prevention** including job creation, internships and apprenticeships, support for families, counseling and enrichment programs, and one-stop, comprehensive neighborhood service centers

**Entry** programs for returning citizens that are focused on job training, placement, supportive housing, and counseling

**Alternative** programs for intervention including education, training, redirection, and treatment

**Community** revitalization addressing neighborhood blight through remediation, beautification, and accelerating critical public works improvements

**Economic** investments in housing, commercial, and business development

# APPROACH

The plan encompasses a short- and long-term strategy, including programs to have **immediate impact on high-risk youth**; ongoing **independent evaluation** to ensure that the most effective efforts guide future investments; and **leveraging outside resources** to expand the impact of the FTX dollars by addressing the causes and symptoms of violence and poverty.

## Fit2Lead

Implementation of the Peace and Prosperity Plan in year one and two will focus on significant expansion of the successful **Fit2Lead initiative for more at-risk youth** – through both a **Fellowship Program** during summer 2021 and summer 2022, to serve up to 350 students per summer, and an **Afterschool Enrichment and Internship Program to operate year-round**, with up to 500 students enrolled for FY2021-2022. Independent evaluation demonstrated a **30% reduction in crime in neighborhoods** where Fit2Lead was implemented. The Fellowship program will bridge the end of the school year to fall and provide critical engagement opportunities for youth during the upcoming summer months. The Afterschool Enrichment and Internship Program will create continuity and allow participants to continue building skills and staying positively engaged year-round. **Slots for both summer and year-round Fit2Lead programs will be allocated based on homicides per district**; see the Fit2Lead Slots Breakdown section in the Appendix for a detailed breakdown.

## Independent Evaluation

We will conduct a **comprehensive independent evaluation** to be completed by December 2022 to guide investments for year 3 and beyond. The evaluation will look at the following indicators: (1) reduction in homicides, (2) reduction in shootings, and (3) recidivism rates among program's participants. This evaluation will be performed for the full County and for all 13 districts to analyze both countywide and district-specific progress, challenges, and trends. Importantly, the evaluation will examine – but be sensitive to – the changes in criminal activity in Miami-Dade (and the United States) in 2020 compared to the previous two years, and situate the Miami-Dade experience compared to other U.S. cities of comparable population size.

## Other Programming

Additional investments in years one and two detailed below include **other programs designed for at-risk youth**, and **resources for crime-solving capabilities** within Miami-Dade Police Department (MDPD). In addition to this programming, MDPD has put into effect enforcement initiatives to investigate and solve crimes. Please see the respective attachment for more information on programs and initiatives. In year two, we will ramp up our efforts with **investments in innovative programs to prevent crime and new resources to support neighborhood-specific peace and prosperity solutions**, including “Safe in the 305” Community Grants and a Public Safety Toolkit to equip community leaders with funding and resources to employ intervention and prevention strategies in their own neighborhoods.

Finally, to expand the reach and impact of the Peace and Prosperity Plan, we will **leverage \$32.1 million available through the Public Housing and Community Development Block Grant funds (CDBG)** – \$18.3 million in year one and \$13.8 million in year two – to support efforts for community revitalization and economic development. Our plan also recommends legislation that will stem the number of residents in the criminal justice system and steer them towards better outcomes, as well as legislation to create better crime data sharing across municipalities. More details can be found below.

## OVERALL BUDGET

Funding available through the naming rights partnership varies year over year. The administration's 70% allocation for year one and year two, along with District 5's allocation – \$230,000 for years one and two – which was returned to the administration, totals about **\$7.2 million**. The administration also raised an additional **\$550,000** from various funding sources (\$150,000 from the charitable arm of West Realm Shires Services, Inc. dba FTX.US "FTX", \$100,000 from Juvenile Services Trust Fund, and \$300,000 in additional grants) to supplement Fit2Lead and expand the program to additional youth.

**In total, with the FTX funding and additional funds raised, our projected budget for year one and year two is \$7,768,476.** To maintain continuity of programming, this plan divides the total across year one and two, spending about \$2 million in year one and \$5.8M in year two as programs ramp up.

FTX Funding		
Year 1	Year 2	Total FTX Funding
\$2,018,626	\$5,199,850	\$7,218,476
<i>Additional Grants: \$550,000</i>		
Total Programmatic Budget		
Year 1	Year 2	Total Budget
\$2,018,626	\$5,749,850	\$7,768,476

## YEAR 1

### **Fit2Lead Fellowship Program – Summer 2021: \$1,094,626** (up to 350 participants)

The Miami-Dade County Parks, Recreation and Open Spaces FIT2Lead, is an evidence-based program that will focus on the highest risk population – youth already involved in the system and/or those who may have identified disabilities or are neurodivergent. The Fellowship program will provide paid internships/jobs for youth to acquire and practice skills through recreation activities and workshops that promote social, emotional, and mental health, and foster long-term academic and behavior improvement. The job placements will be primarily in government, hospitality, and construction. We can quickly expand this program to serve up to 350 additional youth in summer 2021 to have immediate impact in high-risk neighborhoods.

### **MDPD Athletic League Program: \$30,000**

The MDPD Police Athletic League Program provides an environment focusing on pro-social activities that promote positive behaviors in youth. Activities include sporting events, sports clinics, competitive leagues, summer programming, and educational groups. Group discussions emphasize on making good choices, the importance of positive peer influence, excelling in school, and setting future goals.

**MDPD Turn Around Police Academy: \$44,000**

The Turn Around Police Academy offers an 11-week program designed to support positive youth behaviors and encourage community service. Participants include at-risk youth and youth involved in the juvenile justice system. The goal is to support the development of healthy youth by addressing their needs and linking them to support services. Program activities include monitoring school progress, exploring career goals, discussions on improving relationships, and addressing problem behaviors. TAP collaborates with Juvenile Justice Partners and Community-based Organizations to ensure a continuum of services for participants and their families.

**Summer Youth Internship Program: \$800,000** (500 participants)

Summer Youth Internship Program, a partnership with the Children's Trust, Miami-Dade County, Miami Dade Public Schools, the South Florida Workforce Investment Board and the Foundation for New Education Initiatives to sponsor student internships annually at a variety of organizations over the summer. Opportunities will be given to children who may have identified disabilities and those who are neurodivergent.

**Independent Evaluation: \$50,000**

Independent Evaluator will evaluate the Year 1 programs, including the following indicators: (1) Reduction in homicides, (2) Reduction in contact shooting, and (3) Recidivism rates among program's participants.

**Year 1 Total: \$2,018,626****YEAR 2****Fit2Lead Afterschool Enrichment and Internship Program: Year-Round Programming**

**September 2021 - May 2022** (up to 500 participants)

**Fit2Lead Fellowship Program - Summer 2022** (up to 350 participants)

**TOTAL: \$3,819,174\***

The breakdown below shows the distribution of Fit2Lead slots based on homicides per commission district. Children served must be a whole number, not fractions, so we will round up or down to get to final number of slots for each district. Because these are approximate distributions, there is a roughly \$5,000 difference between the projected Commission district dollar distribution and the projected Fit2Lead budget for the two years.

**Miami-Dade Police Department (MDPD) Intelligence Analysts: \$341,676**

The Miami-Dade Police Department (MDPD) Intelligence Analysts will assist the Professional Compliance Bureau's Cyber Crimes Section in addressing gun violence throughout Miami-Dade County. The analysts will provide police districts and other entities within MDPD with enhanced information obtained via cyber investigations to assist in rapid identification of suspects.

\*\$150,000 of this total comes from the charitable arm of West Realm Shires Services, Inc. dba FTX.US ("FTX"); \$100,000 from Juvenile Services Trust Fund; and \$300,000 is anticipated to come from additional grants which will be in place prior to the commencement of the next fiscal year.

**Project Green Light: \$300,000**

As part of a ground-breaking crime-fighting partnership between local businesses and community groups, Project Green Light partners with property owners in high crime areas by installing real-time cameras and connecting to the police headquarters. The project includes installing high-definition cameras and upgrading to high-speed network connections that enable consistent video streaming to the Miami-Dade Police Department. Participants provide sufficient lightning on all parts of their properties and make improvements needed to ensure that their business are safe, inviting, and customer friendly. The program will include incentives for businesses that participate and help to subsidize cost. In Detroit, the Pilot Program reduced crime by 40%.

**Safe in the 305 Grants Program: \$50,000**

The “Safe in the 305” Grants program will launch countywide public safety small grants – ranging from \$500–\$1,500 – to incentivize and encourage resident leaders and organizations to promote peace and prosperity across communities, by funding community-driven actions that make neighborhoods safer. In addition to funding, applicants will also receive best practices and strategies from the Office of Neighborhood Safety Public Safety Toolkit to further empower them to use prevention, intervention, and trauma-informed response methods while amplifying the voice of community to stand against violence and promote neighborhood peace and wellness.

**Public Safety Toolkit: \$50,000**

A centralized guide that provides Miami-Dade County residents with best practices to employ intervention and prevention strategies in their own neighborhoods and across the county, provides accurate and timely information about how to report a crime safely and anonymously; and offers readily accessible resources to help families and neighborhoods in the aftermath of a violent event. The toolkit will also be used to train residents who can then advocate for the specific needs of their neighborhoods.

**MDPD Athletic League Program: \$308,000**

See above

**MDPD Turn Around Police Academy: \$106,000**

See above

**Summer Youth Internship Program: \$700,000** (500 participants)

See above

**Independent Evaluation: \$75,000**

See above

**Year 2 Total: \$5,749,850**

# SUPPLEMENTAL PROGRAMS

The supplemental programs detailed in this section are designed to support the success of the Peace and Prosperity Initiative. The overall focus is on evidence-based interventions that address the underlying causes and symptoms of violence and poverty, foster safer and more prosperous communities in the long-term, and reduce contact with the justice system.

## **Public Housing and Community Development and Community Development Block Grant funds (CDBG): \$32.1 million** (separate funding stream not part of FTX partnership)

We will leverage \$18.3 million in year one and \$13.8 million in year two available through the Public Housing and Community Development Block funds (CDBG) to align with the Peace and Prosperity Initiative. CDBG funding can support numerous efforts for community revitalization and economic development – including jobs for low to moderate income residents, meal assistance, childcare assistance, homeowner repair programs, small business assistance, installation of heritage and educational signage in our county facilities, upgrades to childcare and youth centers, sidewalks improvements, home renovation, and more. We will identify target neighborhoods for CDBG investment through the peace and prosperity plan and immediately begin re-deploying this funding starting this summer to support safer and more prosperous neighborhoods.

## **Civil Citations**

We also urge the Commission to sponsor and approve legislation that will significantly expand the civil citations program per the recommendation of the State Attorney’s office. The Department of Juvenile Justice reports that youth who, instead of being arrested, are cited and diverted for low level offenses, have “significantly better outcomes than youth who were eligible for Civil Citation but were arrested and diverted” (4% v. 9%).

# DATA

We also ask the BCC to sponsor and approve legislation standardizing crime data sharing across all municipalities. In the process of collecting data to guide this plan per the Board’s direction, it became clear that we need a central clearing house for Countywide crime data – not just shootings and homicides but all crimes. We need cities to report this data in a consistent way so we can clearly track crime across commission districts, to target resources now and in the future. Should the board successfully pass legislation for a standardized data sharing agreement across municipalities, the analytics team will also compile and centralize shooting incident data across Miami’s various jurisdictions for the first time – creating a single, integrated information management hub to enable more proactive policing and social service programming strategies throughout the County.



# OFFICE OF NEIGHBORHOOD SAFETY

The **Office of Neighborhood Safety** (ONS) – created with four existing positions to be re-assigned – will bring together residents, community stakeholders, and county representatives to solve public safety and quality of life issues. The Office is working at the community level with the Together for Children coalition to ensure that services are offered comprehensively to have the greatest impact. ONS will engage directly with historically disenfranchised communities to ensure they help to guide decision-making and deliver innovative solutions to address gun violence, revitalize public spaces, improve community infrastructure, and minimize the need for residents to interact with the criminal justice system.

ONS will directly oversee the Peace and Prosperity Plan, helping monitor and evaluate programs to determine effectiveness and providing quarterly reports to the Board and the public. In addition, the ONS will take on activities such as creating a Public Safety Toolkit – a centralized guide to help residents employ intervention and prevention strategies in their own neighborhoods – and designing and implementing neighborhood-specific projects like “Safe in the 305” grants to invest in resident leaders and organizations. The grants can be administered through the administration or in partnership with individual commission districts.

## CONCLUSION

The root causes of violence are complex and multi-layered and tackling them requires a comprehensive strategy. The strategic and evidence-based prevention, intervention, and re-entry approach we have laid out in this plan aims to address the needs of the youth, families, and communities impacted by gun violence and to tackle the underlying causes in order to create real reform. We recommend directing resources to evidence-based programs that will immediately help create pathways to positive engagement and skill-building for the highest-risk youth, while also investing in innovative new programs to prevent crime and empower residents to promote peace and prosperity in their own neighborhoods.

This plan is part of a larger effort to better connect community, government, law enforcement, and service providers and expand collaboration through the new Office of Neighborhood Safety (ONS), to scale the impact of this funding. By strategically targeting the resources available through the FTX naming rights partnership on families and neighborhoods most impacted, and by leveraging collaboration to identify broader opportunities to offer new policy and program solutions, we will confront the causes and symptoms of the gun violence epidemic and build safer, more peaceful, more prosperous neighborhoods for all Miami-Dade families.

**Miami-Dade Police Department**  
**Gun Violence Statistics - UMSA and MDPD Contracted Cities**  
**(January 1, 2020 - December 31, 2020)**

**Gun Violence Chart by Commission Districts Shooting Incidents Excluding Homicides \***  
**Ranked by Number of Incidents (Highest to Lowest)**

<b>Commission District</b>	<b>2020</b>
District 9 - Commissioner Kionne McGhee	<b>364</b>
District 2 - Commissioner Jean Monestime	<b>334</b>
District 8 - Commissioner Danielle Cohen Higgins	<b>136</b>
District 3 - Commissioner Keon Hardemon	<b>127</b>
District 10 - Commissioner Javier Souto	<b>44</b>
District 1 - Commissioner Oliver Gilbert, III	<b>36</b>
District 13 - Commissioner Rene Garcia	<b>34</b>
District 7 - Commissioner Raquel Regalado	<b>25</b>
District 4 - Commissioner Sally Heyman	<b>21</b>
District 12 - Commissioner Jose "Pepe" Diaz	<b>21</b>
District 11 - Commissioner Joe A. Martinez	<b>19</b>
District 6 - Commissioner Rebeca Sosa	<b>18</b>
District 5 - Commissioner Eileen Higgins	<b>7</b>
<b>Total</b>	<b>1,186</b>

**Gun Violence Chart by Commission Districts Homicides by Shooting\***  
**Ranked by Number of Incidents (Highest to Lowest)**

<b>Commission District</b>	<b>2020</b>
District 2 - Commissioner Jean Monestime	<b>33</b>
District 9 - Commissioner Kionne McGhee	<b>32</b>
District 3 - Commissioner Keon Hardemon	<b>16</b>
District 8 - Commissioner Danielle Cohen Higgins	<b>10</b>
District 11 - Commissioner Joe A. Martinez	<b>5</b>
District 13 - Commissioner Rene Garcia	<b>3</b>
District 10 - Commissioner Javier Souto	<b>3</b>
District 6 - Commissioner Rebeca Sosa	<b>3</b>
District 1 - Commissioner Oliver Gilbert, III	<b>2</b>
District 12 - Commissioner Jose "Pepe" Diaz	<b>2</b>
District 4 - Commissioner Sally Heyman	<b>1</b>
District 7 - Commissioner Raquel Regalado	<b>1</b>
District 5 - Commissioner Eileen Higgins	<b>0</b>
<b>Total</b>	<b>111</b>

**\*NOTE:** The following statistical data reflects the Unincorporated Municipal Service Area (UMSA) and the Miami-Dade Police Department's contracted cities, to include; Town of Miami Lakes, Town of Cutler Bay, and Village of Palmetto Bay. The Miami-Dade Police Department does not capture statistical data for any other municipality.

## Municipalities 2020 Gun Violence Statistics

Shooting Incidents (Contact and Non-contact) Excluding Homicides	
Agency	2020
Aventura	2
Bal Harbour	0
Coral Gables	1
Doral	5
El Portal	2
Florida City	25
Hialeah	30
Homestead	57
Indian Creek	0
Medley	1
Miami	433
Miami Beach	23
Miami Gardens	47
Miami Shores	4
Miami Springs	7
North Bay Village	0
North Miami	31
Opa-locka	41
Pinecrest	1
South Miami	9
Surfside	0
Sweetwater	0
Virginia Gardens	0
West Miami	2
<b>Total</b>	<b>721</b>

Homicides by Shooting Incidents	
Agency	2020
Aventura	0
Bal Harbour	0
Coral Gables	0
Doral	1
El Portal	0
Florida City	4
Hialeah	2
Homestead	4
Indian Creek	0
Medley	0
Miami	55
Miami Beach	0
Miami Gardens	18
Miami Shores	1
Miami Springs	0
North Bay Village	0
North Miami	5
Opa-locka	8
Pinecrest	0
South Miami	1
Surfside	0
Sweetwater	1
Virginia Gardens	0
West Miami	0
<b>Total</b>	<b>100</b>

## 2020 County-Wide Homicides By Commission Districts

District 1 - Oliver G. Gilbert, III		
Municipality	Total Homicides	Gun-Related Homicides
Miami-Dade Police Department (MDPD)	4	4
<i>City of Opa Locka (MDPD)</i>	7	7
City of Miami Gardens	19	19
<b>District 1 Totals</b>	<b>30</b>	<b>30</b>

District 2 - Jean Monestime		
Municipality	Total Homicides	Gun-Related Homicides
Miami-Dade Police Department (MDPD)	36	31
<i>City of North Miami Beach (MDPD)</i>	1	1
<i>City of Opa Locka (MDPD)</i>	4	4
City of Hialeah	1	0
City of Miami	2	2
City of North Miami Beach	6	5
City of North Miami	4	4
<b>District 2 Totals</b>	<b>54</b>	<b>47</b>

District 3 - Keon Hardemon		
Municipality	Total Homicides	Gun-Related Homicides
Miami-Dade Police Department (MDPD)	23	21
<i>Miami Shores Village (MDPD)</i>	1	1
City of Miami	45	40
<b>District 3 Totals</b>	<b>69</b>	<b>62</b>

District 4 - Sally A. Heyman		
Municipality	Total Homicides	Gun-Related Homicides
Miami-Dade Police Department (MDPD)	1	1
City of Miami Beach	1	0
City of North Miami Beach	5	3
<b>District 4 Totals</b>	<b>7</b>	<b>4</b>

## 2020 County-Wide Homicides By Commission Districts

District 5 - Eileen Higgins		
Municipality	Total Homicides	Gun-Related Homicides
City of Miami Beach	4	0
City of Miami	11	6
<b>District 5 Totals</b>	<b>15</b>	<b>6</b>

District 6 - Rebeca Sosa		
Municipality	Total Homicides	Gun-Related Homicides
Miami-Dade Police Department (MDPD)	1	1
City of Hialeah	1	1
City of Miami	3	3
<b>District 6 Totals</b>	<b>5</b>	<b>5</b>

District 7 - Raquel A. Regalado		
Municipality	Total Homicides	Gun-Related Homicides
<i>City of South Miami (MDPD)</i>	1	0
City of Miami	4	2
<b>District 7 Totals</b>	<b>5</b>	<b>2</b>

District 8 - Danielle Cohen Higgins		
Municipality	Total Homicides	Gun-Related Homicides
Miami-Dade Police Department (MDPD)	16	13
<i>City of Homestead (MDPD)</i>	2	2
<i>Town of Cutler Bay (MDPD)</i>	1	1
<b>District 8 Totals</b>	<b>19</b>	<b>16</b>

District 9 - Kionne L. McGhee		
Municipality	Total Homicides	Gun-Related Homicides
Miami-Dade Police Department (MDPD)	36	36
<i>City of Florida City (MDPD)</i>	5	5
<i>City of Homestead (MDPD)</i>	1	1
<b>District 9 Totals</b>	<b>42</b>	<b>42</b>

## 2020 County-Wide Homicides By Commission Districts

District 10 - Javier D. Souto		
Municipality	Total Homicides	Gun-Related Homicides
Miami-Dade Police Department (MDPD)	6	3
<b>District 10 Totals</b>	<b>6</b>	<b>3</b>

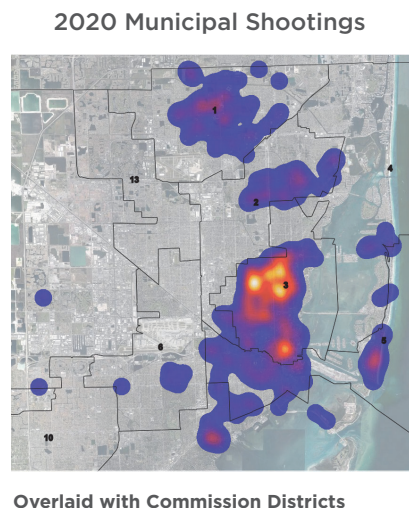
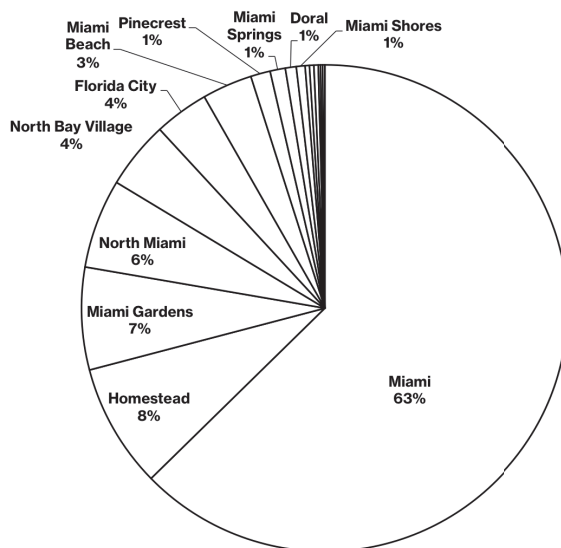
District 11 - Joe A. Martinez		
Municipality	Total Homicides	Gun-Related Homicides
Miami-Dade Police Department (MDPD)	5	5
<b>District 11 Totals</b>	<b>5</b>	<b>5</b>

District 12 - Jose "Pepe" Diaz		
Municipality	Total Homicides	Gun-Related Homicides
<i>City of Doral (MDPD)</i>	1	0
<i>City of Hialeah (MDPD)</i>	4	4
<i>City of Sweetwater (MDPD)</i>	1	1
<i>Village of Virginia Gardens (MDPD)</i>	1	1
<b>District 12 Totals</b>	<b>7</b>	<b>6</b>

District 13 - Rene Garcia		
Municipality	Total Homicides	Gun-Related Homicides
Miami-Dade Police Department (MDPD)	3	3
City of Hialeah	3	2
<b>District 13 Totals</b>	<b>6</b>	<b>5</b>

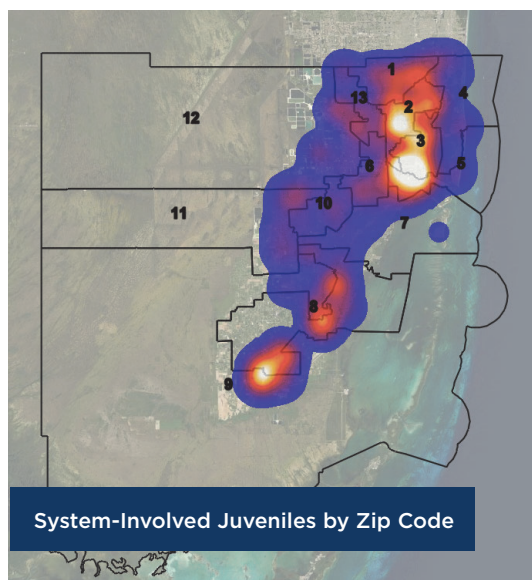
## 2020 Municipal Shootings by District

District	Municipal Shooting Incidents*
District 1	61
District 2	40
District 3	274
District 4	6
District 5	58
District 6	5
District 7	20
District 8	24
District 9	62
District 12	2

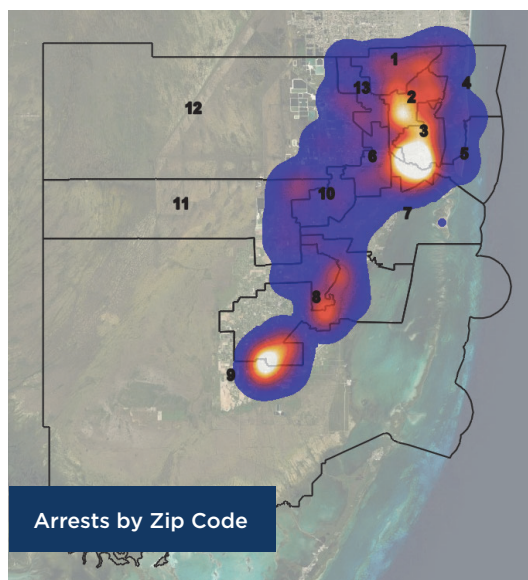


\*Approximate number of municipal shootings (contact, non-contact, and homicides) overlaid with County Commission Districts. This includes shooting data provided by the City of Miami, Miami Beach, Miami Gardens, North Miami, Sweetwater, Doral, Homestead, and Florida City. City of Hialeah is pending (we need additional details from the City of Hialeah on how to spatialize their logs).

## Arrest and Juvenile Counts January - December 2020



Overlaid with Commission Districts



Overlaid with Commission Districts

\*Juvenile Arrest is defined by the number of bookings (not number of individuals) for the specified time period and agency. Arrest count includes Pick Up Order (pick up order is an arrest warrant. It is a Court Order which was duly issued by a Judge directing that law enforcement seize an individual such that s/he may be brought before the Court).

\*\*Zip Code represents youth residence at the time of arrest.

\*\*Juvenile is defined as a unique person count

Data Source: Miami-Dade County Juvenile Services Department/Quest Analytics and Department of Juvenile Justice Information System (JJIS), 2020 Data

Proposed Youth Violence Intervention Programs/Contracts

Department	Program Name	Effective Date	Completion Date	Funding	FY 2020-21	FY 2021-22	Peace & Prosperity	
							FY 2020-21	FY 2021-22
<b>Juvenile Services</b>								
	CBO Funding	Ongoing		General Fund	\$ 736,000	\$ 746,000	\$ -	\$ -
	Miami Children's Initiative	Ongoing		General Fund	150,000	150,000	-	-
	Fit 2 Lead	October 1st		Trust Fund	-	-	-	100,000
	Anti-Violence Initiative	Ongoing		General Fund	2,000,000	2,000,000	-	-
				<b>Departmental Total</b>	<b>\$ 2,886,000</b>	<b>\$ 2,896,000</b>	<b>\$ -</b>	<b>\$ 100,000</b>
<b>Miami-Dade Police Department</b>								
	Youth Outreach Unit (YOU) 13 Sworn	October 1, 2019	Ongoing	General Fund	\$ 1,635,388	\$ 2,636,179	\$ -	\$ -
	Big Brother Big Sister Program	October 12, 2018	Ongoing	General Fund	2,000	2,000	-	-
	Double Up on Drug Tips	March 1, 2016	Ongoing	LETF	223,218	223,218	-	-
	Stop Youth Gun Violence Reward Fund	March 1, 2016	Ongoing	LETF	95,000	70,000	-	-
	MDPD Youth Athletic and Mentoring Initiative	February 23, 2018	Ongoing	LETF	46,184	43,577	-	-
	MDPD Youth Athletic and Mentoring Initiative	June 14, 2021	Ongoing	Naming Rights Revenue	-	-	30,000	308,000
	Stand Together Against Negative Decisions (STAND)	Ongoing		General Fund	410,556	587,000	-	-
	Enhance Drug Abuse Resistance Education Program (DARE)	Ongoing		General Fund and LETF (\$264K/\$242K)	1,475,491	1,398,000	-	-
	MDPD Intelligence Analysts	October 1, 2021		Naming Rights Revenue	-	-	-	341,676
	MDPD Turn Around Police Academy	August 2021/March 2022		Naming Rights Revenue	-	-	44,000	106,000
				<b>Departmental Total</b>	<b>\$ 3,887,837</b>	<b>\$ 4,959,974</b>	<b>\$ 74,000</b>	<b>\$ 755,676</b>
<b>Parks, Recreation and Open Spaces</b>								
	FIT2Play (afterschool activities)	Ongoing		General Fund	\$ 2,464,000	\$ 2,548,000	\$ -	\$ -
	Fit2Lead (mentoring program)	October 1, 2015		General Fund	2,226,000	2,287,000	-	-
	Fit2Lead (mentoring program)	June 1, 2021		Naming Rights Revenue	-	-	1,094,626	3,269,174
	Youth Development Internship Program	July 1, 2018		Parks Foundation	365,000	365,000	-	-
				<b>Departmental Total</b>	<b>\$ 5,055,000</b>	<b>\$ 5,200,000</b>	<b>\$ 1,094,626</b>	<b>\$ 3,269,174</b>
<b>State Attorney's Office</b>								
	One Full Time Position	October 1, 2021		General Fund	\$ -	\$ -	\$ -	\$ 311,000
				<b>Departmental Total</b>	<b>\$ -</b>	<b>\$ -</b>	<b>\$ -</b>	<b>\$ 311,000</b>
<b>Public housing and Community Development</b>								
	Revitalization and Economic Development	October 1, 2021		PHCD and CDBG Funding	\$ -	\$ -	\$ 18,300,000	\$ 13,800,000
				<b>Departmental Total</b>	<b>\$ -</b>	<b>\$ -</b>	<b>\$ 18,300,000</b>	<b>\$ 13,800,000</b>
<b>Non-Departmental</b>								
	Together for Children	Ongoing		General Fund	\$ 167,898	\$ 167,898	\$ -	\$ -
	Summer Youth Internship Program	Summer 2021/Summer 2022		Naming Rights Revenue	-	-	800,000	700,000
	Safe in the 305 Community Grant	October 1, 2021		Naming Rights Revenue	-	-	-	50,000
	Public Safety Tool Kit	October 1, 2021		Naming Rights Revenue	-	-	-	50,000
	Project Greenlight	October 1, 2021		Naming Rights Revenue	-	-	-	300,000
	Fit 2 Lead	October 1, 2021		Pending Mental Health Funding	-	-	-	300,000
	Fit 2 Lead	October 1, 2021		FTX Foundation	-	-	-	150,000
	Independent Evaluation	Ongoing		Naming Rights Revenue	-	-	50,000	75,000
				<b>Non-Departmental Total</b>	<b>\$ 167,898</b>	<b>\$ 167,898</b>	<b>\$ 850,000</b>	<b>\$ 1,625,000</b>
				<b>Grand Total</b>	<b>\$ 11,996,735</b>	<b>\$ 13,223,872</b>	<b>\$ 20,318,626</b>	<b>\$ 19,860,850</b>

Note  
Schedule does not include naming rights money.

2 Year Program Total:	Year 1	Year 2
	\$ 32,315,361	\$ 33,084,722
Fit 2 Lead	1,094,626	3,819,174
Peace & Prosperity (Naming Rights/FTX/Other)	2,018,626	5,749,850
	7,193,476	7,193,476
	1,974,626	4,752,174

FTX Agenda Item	
Year 1	Year 2
2,018,626	5,199,850
7,218,476	Total Agenda Item

2 Year Total  
7,768,476 Includes \$550,000 in External Grants

FY 2019-20 Awards

Program Name	Index Code	FY 2019-20 Budget	Expenses incurred in FY 2019-20
Juvenile Weapon Offenders Program (JWOP)	JU03450JWP20	\$ 107,232	\$ 107,232
Institute of Children and Family Health CAT	JU03450CAT17	\$ 259,000	\$ 510,000
Stop Now and Plan (SNAP)	JU03450SNP17	-	-
<b>Total</b>		<b>\$ 366,232</b>	<b>\$ 617,232</b>

FY 2017-18 Awards

Program Name	Index Code	FY 2020-21 Budget	Expenses incurred in FY 20120-21
Juvenile Weapon Offenders Program (JWOP)	JU03450JWP18	\$ 107,232	-
Institute of Children and Family Health CAT	JU03450CAT18	\$ 259,000	\$ 111,837
Institute of Children and Family Health FFT	JU03450FFT18	\$ 108,000	\$ 49,089
Stop Now and Plan (SNAP)	JU03450SNP18	\$ 215,000	\$ 97,727
<b>Total</b>		<b>\$ 689,232</b>	<b>\$ 258,653</b>

as of March 6, 2018



# MIAMI-DADE POLICE DEPARTMENT ENFORCEMENT PROGRAMS

- **Street Terror Offender Program (STOP)** - The STOP program targets individuals involved in the illicit drug industry who have demonstrated a propensity for committing violent crimes, are currently criminally active, have past convictions for violent crimes, and are in possession of firearms. The STOP program is staffed by members of the Department's Robbery Bureau, and agents from the Bureau of Alcohol, Tobacco, Firearms and Explosives. Operation STOP continues to address the community's needs by providing a concentrated multi-agency approach to dealing with violent crimes.
- **Robbery Intervention Detail (RID)** - This unit is a comprehensive robbery suppression initiative that primarily utilizes analytically driven enforcement techniques to schedule operations and deploy personnel.

## **During their daily deployment, RID is responsible for the following duties:**

- Assist Investigative Services entities in apprehending wanted individuals throughout MDC.
- Identify individuals and locations that warrant special enforcement attention.
- Locate and apprehend known robbery offenders.
- Track cases from the arrest through the prosecution phase, and ensure that offenders are prosecuted to the fullest extent.

RID continues to concentrate on apprehending individuals or groups known to commit robberies. Additionally, RID provides high-visibility patrol in areas where robberies are known to occur. RID provides coverage, seven days a week, utilizing variable day and afternoon shifts, while responding to robbery trends and/or requests.

- **The Firearms Interdiction Reduction Enforcement (FIRE)** - FIRE is a joint effort between the MDPD, Bureau of Alcohol, Tobacco, Firearms and Explosives, Florida Department of Law Enforcement, and the United States Attorney's Office. This task force addresses complex cases concentrating on armed violent groups or gangs, firearms traffickers, armed career criminals, and convicted felons.
- **Priority Response Team** - MDPD's Priority Response Team is a specially trained, equipped, and readily available unit designed to provide a rapid and systematic response to Mass Casualty Attacks and Critical Incidents. The deployment strategies further serve as a deterrence factor, through high visibility vehicular and foot patrols of highly populated areas and critical infrastructures throughout MDC to include public, private, and charter schools, shopping malls, and hospitals.
- **Homicide Street Violence Task Force (HSVTF)** - This initiative was conceived as an effort to share intelligence and strategically address escalating levels of street violence, particularly murders, occurring in MDC. This multi-pronged approach raises homicide clearance rates by utilizing the most effective means of gathering intelligence, including the use of Confidential Informants and sources, cultivates the cooperation of reluctant witnesses, and enhances community participation.

The HSVTF has dedicated teams in the northern and southern communities within MDC to address specific areas, which have traditionally been impacted by violent crimes such as: murders, shooting incidents, narcotics trafficking, and aggravated battery.

The HSVTF also has a Community Outreach Section (COS), which is dedicated to building community relationships with the local clergy, community stakeholders, and school districts, has also been established. The COS has demonstrated a unique ability to forge real time intelligence with the aforementioned community tiers in order to enhance and further criminal investigations. The COS works hand-in-hand with homicide investigators and the victim/witness coordinator, which has resulted in investigators being intricately involved in working with residents, business owners, and apartment complex managers in areas that have been plagued by violent crime. The HSVTF bridges communication gaps between various Miami-Dade Police Department (MDPD) units and outside law enforcement agencies in an effort to thwart a continuing cycle of violence. The HSVTF model gains the trust and cooperation of members of the community through results and community outreach efforts.

- **Strategic Innovations and High Technology Crimes Section** - With the growing popularity and use of computers, the MDPD has seen a significant increase in conducting and assisting with investigations where computers are being utilized for the commission of fraud and identify theft as well as criminal financing via crypto currencies. The Strategic Innovations and High Technology Crimes Section collaborates with and assists federal, state, and other local law enforcement in enforcing federal, state, and local criminal laws relating to computer related crime through forensic collection, recovery, processing, preservation, analysis, storage, maintenance, and presentation of digital evidence.

**Some of the crimes investigated by the Section include:**

- Hacking/intrusion campaigns against high-profile victims, such as governmental agencies, including offenses perpetrated by advanced persistent threat groups and attacks on critical infrastructure.
  - Cyber-enabled frauds, such as malware forums and business e-mail compromise schemes.
  - Online money laundering through cryptocurrencies such as bitcoin.
  - Darknet markets, such as those dedicated to the distribution of child pornography or the sale and distribution of narcotics.
  - Cyberstalking offenses, including domestic violence, revenge porn, and “doxxing” offenses against elected officials.
- **Real-Time Crime Center (RTCC)** - The RTCC is an MDPD resource that provides 24-hour, seven days a week, “real-time” support for the Department’s patrol officers and detectives. It functions as a centralized hub that rapidly mines information across multiple criminal, civil, and social media resources. It is comprised of dedicated sworn and civilian personnel who utilize the most effective technologies and practices in providing resources previously unavailable. The RTCC works in concert with other entities throughout the Department, to include but not limited to, the Communications and Homeland Security Bureaus, and the Criminal Investigations Division. RTCC fosters partnerships with many local, state, and federal agencies throughout Florida. Its mission is to provide “real-time” information to increase citizen and officer safety, and to ensure the effectiveness of Department personnel in solving crimes. The RTCC completed the expansion of the ShotSpotter coverage areas in the Northside, Intracoastal, and South Districts.

RTCC provides the following services:

- Vets calls for service
  - Monitors, relays dispatch information, and provides intelligence information related to the Acoustic Gunshot Detection System (ShotSpotter)
  - Provides National Integrated Ballistic Information Network reports for investigators
  - Monitors License Plate Reader (LPR) “Hits” and enters wanted license plates into the system
  - Monitors video surveillance systems
  - Assists investigators with facial recognition, line-ups, and other analytical requirements
  - Monitors and provides assistance during critical incidents
  - Monitors/disseminates information received on the Community on Patrol Tip Application
- **ShotSpotter** - is an acoustic gunshot detection system utilized to enhance the Department’s ability to respond effectively to violent crimes involving illegal and indiscriminate gunfire. The device is deployed in high-crime areas to help identify shooting locations expeditiously and assist with investigations. The device pinpoints locations where casings may be recovered, even though no victims were located. The casings are later sent to the lab and processed for comparisons. Police are dispatched instantly to gunshot incidents and the chance of apprehension increases.
  - **Organized Crimes Bureau** - Prior to the pandemic, hybrid-gangs and criminal organizations were transitioning their criminal enterprises into crypto currencies and fraud to mask their activities and minimize their criminal exposure. The pandemic provided an opportunity for these criminal elements to organize and take advantage of fraudulent activities, which have now proven to have had an impact on gun violence. The MDPD merged the Narcotics and Economic Crimes Bureaus to create the Organized Crimes Bureau. The Organized Crimes Bureau’s mission is to leverage financial fraud investigations with the knowledge and intelligence gained through effective investigations of criminal enterprises engaging in:
    - Identity theft - credit card, gift card, and tax fraud
    - COVID-19 fraud
    - Mortgage fraud
    - Squatter investigations
    - Cargo theft
    - Drug trafficking
    - Money laundering
    - Prescription drug enforcement

# Programs that Complement the Peace and Prosperity Plan

- **Community Action Team** is a comprehensive program for children, adolescents and young adults. The program provides wraparound therapeutic services and coaching to support improving family and youth functioning within the family unit; decrease psychiatric hospitalization, and address substance abuse issues. The program includes health services, psychiatric care, and case management services. CAT is an in-home model.

**Key areas addressing:** Intervention and Re-entry

- **Target population:** 11-18 years old
- **Target area:** Miami-Dade County
- **Funding amount:** \$628,768.40
- **Funding Source:** General Fund

- **Stop Now and Plan** is a specialized, family-focused intervention for boys under age 12 who display aggressive and antisocial behavior problems. The primary goal of the program is to keep at-risk boys in school and out of trouble. The SNAP model provides a framework for teaching children and adults self-control and problem-solving. The SNAP model framework has been incorporated into various SNAP programs based on needs and risks of different populations of children, youth, families, and communities.

**Key areas addressing:** Prevention and Intervention

- **Target population:** Boys 12 years of age and younger
- **Target area:** Miami Gardens
- **Funding amount:** : \$295,000.00
- **Funding Source:** Department of Juvenile Justice Prevention Services

- Thriving Mind VOCA **Trauma Recovery Network (TRN)**, this project is funded through the Florida Attorney General's Office involves a multi-site VOCA Trauma Recovery Network providing direct clinical care to violent crime victims. The primary portal of entry to the program is the Jackson Emergency Departments/Trauma Centers.

**Key areas addressing:** Intervention

- **Target population:** Victims of violent crime (and families)
- **Target area:** Jackson Emergency Departments/Trauma Centers at Jackson Memorial Hospital, Ryder Trauma Center, Jackson South Medical Center, Jackson South Trauma Center, and Jackson Holtz Children's Hospital.
- **Funding amount:** : \$2.1 Million
- **Funding Source:** Florida Attorney General's Office

- **The GATE Juvenile Weapons Offenders Program** offers a unique multi-disciplinary educational program working with at-risk youth and youth arrested with weapon-related charges. The program incorporates violence education, behavior modification, and mentoring. The program is housed at Ryder Trauma Center/ Jackson Memorial Hospital.

**Key areas addressing:** Prevention, Intervention, and Re-entry

- **Target population:** 12-17-year-old males
- **Target area:** Miami-Dade County
- **Funding amount:** \$200,000
- **Funding Source:** General Fund

- Under the umbrella of **Miami-Dade County Anti-Violence Initiative**, the Group Violence Intervention (GVI) seeks to decrease gun related deaths in the highest risk areas of gun violence in Miami-Dade County. GVI represents an approach through which law enforcement, communities, and offenders work together to address gun violence. Services include outreach street workers, case-management, and connecting group members to family, substance abuse, and mental health services, emergency relocation assistance, and other needed help. This program is tied to the National Network for Safer Communities and John Jay College Group Violence Intervention.

**Key areas addressing:** Intervention and Re-entry

- **Target population:** High risk individuals (and families)
- **Target Area:** Liberty City, Brownsville, Northwest Miami-Dade, Goulds, Naranja, West Perrine
- **Funding amount:** \$2 Million
- **Funding source:** General Fund

- **The MDPD Youth Outreach Unit (YOU)** is currently preventing youth gun violence within Northside, South, and Intracoastal Districts by mentoring at-risk youth identified by the GVI. The YOU provides mentorship and guidance to at-risk youth to prevent their involvement in gun related activity. Additionally, four specially trained YOU officers will be assigned to identify and review social media posts that pose threats to the community. YOU officers will analyze posted messages regarding shootings, photos of individuals brandishing firearms, and music videos that taunt rival groups and provide relevant information to the Districts' General Investigations Units, for the furtherance of their investigations.

**Key areas addressing:** Prevention, Intervention, and Re-entry

- **Target population:** At-risk youth
- **Target area:** Liberty City, Brownsville, Northwest Miami-Dade, Goulds, Naranja, West Perrine
- **Funding amount:** \$1,635,388.00
- **Funding Source:** General Fund

- **The Community Action and Human Services Department Violence Prevention and Intervention Division (VPID)** provides coordinated services for victims of domestic violence, dating violence, sexual violence and human trafficking. Services include emergency shelter, transitional housing, rapid rehousing, outreach advocacy services, relocation assistance, mental health services, injunction for protection legal representation, financial literacy services and court advocacy, among many others. Services are provided in emergency shelters, transitional housing facilities, the Coordinated Victims Assistance Center, satellite locations, in court-based programs and via the 24/7 DV hotline and helpline.

**Key areas addressing:** Prevention and Intervention

- **Target population:** adults 18 and older, and their dependents
- **Target area:** Miami-Dade County (county-wide)
- **Funding amount:** \$9,599,000
- **Funding Source:** General Fund, federal, state, Homeless Trust (food and beverage tax) and a small amount of revenue.

- **MDPD Victim Advocates** have been hired to coordinate and facilitate the process for victims and witnesses to come forward with crime related information. Victim Advocates make immediate contact with victims and witnesses to mollify their concerns and provide assistance, as needed.

**Key areas addressing:** Prevention and Intervention

- **Target population:** Victims
- **Target area:** South and Northside Districts, high crime areas.
- **Funding amount:** \$2 Million
- **Funding Source:** VOCA and Office of Victim and General Fund

- **Students Together Against Negative Decisions (STAND)** is a program that educates students, faculty, and parents on the negative effects of drugs, drinking and driving, texting and driving, bullying, and human trafficking. STAND offers a unique opportunity for law enforcement officers to positively impact the lives of high school students and deter them from participating in criminal activity. The program impacts approximately 32,000 students each year.

**Key area addressing:** Prevention

- **Target population:** Children
- **Target area:** Schools
- **Funding amount:** \$410,556.00
- **Funding Source:** General Fund

- **The Homicide Bureau's Street Violence Task Force** continues to initiate and further both short and long-term state and federal investigations within the northern and southern communities of Miami-Dade County. These investigations are designed to have a sustainable impact on reducing homicides and shootings within MDPD police districts. A concerted effort, via proactive law enforcement investigations and community outreach, has been used. The approach focuses investigations on specific violent offenders who are known to be involved in shootings, homicides, and other violent criminal activity. During the period of January 1, 2019, through December 31, 2020, the Homicide Bureau's Street Violence Task Force arrested 353 individuals, federal indicted 29, and seized 244 firearms.

**Key area addressing:** Prevention

- **Project PEACE: People Engaged and Advocating for Community Empowerment** serves crime hotspots in the South and North and will provide resources to amplify community safety through the reduction of violence criminal activity. These services are created to amplify community safety through the reduction of violent crime activity, enhance community awareness of crime issues and crime-based services, and improve coordination and delivery of social and support services withing targeted hot spots.

**Key areas addressing:** Prevention and Intervention

- **Target population:** Residents living in crime hotspots
- **Target area:** District 9 and District 2
- **Funding amount:** \$1,000,000
- **Funding Source:** United States Department of Justice (DOJ), Bureau of Justice Assistance (BJA) Community Based Crime Reduction Program
- Greater Miami Service Corps is a comprehensive education and training program that engages Opportunity Youth between the ages of 18-24. The Corps model uses service as a strategy to engage participants in secondary and post-secondary education, industry training, case management, work experience, supportive services, placement, scholarships, and follow up retention services.

**Key areas addressing:** Prevention, Intervention and Re-entry

- **Target population:** 18-24 years old
- **Target area:** Miami-Dade County (countywide)
- **Funding amount:** \$3,395,000
- **Funding Source:** Dept of Labor (CareerSource, Right Turn and Youth Build), Florida Department of Transportation, private donations, various foundations.

- **Big Brother Big Sister Program** continues to partner with the Miami-Dade Police Department, affording mentoring opportunities for youth.

**Key area addressing:** Prevention

- **Target population:** Youth
- **Target area:** Miami-Dade County
- **Funding amount:** \$2,000
- **Funding Source:** General Fund

- **Double Up on Drug Tips** is funding to develop and implement the program. This program allows MDPD to match dollar-for-dollar (up to \$2,000) for any drug arrest and seizure paid by Crime Stoppers according to their established protocols.

**Key area addressing:** Prevention

- **Target population:** N/A
- **Target area:** N/A
- **Funding amount:** \$223,218.00
- **Funding Source:** Law Enforcement Trust Fund

- **Stop Youth Gun Violence** is funding to be utilized to enhance reward monies, current paid for crime tips leading to the arrest of individuals involved in the shooting of innocent juveniles, ages 17 and under.

**Key area addressing:** Prevention

- **Target population:** High risk individuals
- **Target area:** Unincorporated Miami-Dade
- **Funding amount:** \$95,000
- **Funding Source:** Law Enforcement Trust Fund



- **The Head Start/Early Head Start Program** is an anti-poverty intervention program administered by Miami-Dade County since 1965. The program provides comprehensive health, mental health, disability, nutrition, and education services to children from two months to five years of age and wrap around social services for pregnant women and families in poverty. Program services are provided in a variety of settings including centers and children’s own home.

**Key areas addressing:** Prevention and Intervention

- **Target population:** Families living at or below 100% of poverty with children ages birth to 5.
- **Target area:** High Poverty Zip codes in Miami-Dade
- **Funding amount:** \$65,907,918
- **Funding Source:** Federal (Department of Health and Human Services)

- **The Early Head Start Child Care Partnership Program** is an anti-poverty intervention program administered by Miami-Dade County since 2014. The program enhances comprehensive developmental services and social service supports for low-income infants and toddlers (birth to age three), and their families, by providing strong relationship-based experiences and preparing them for the transition into Head Start. Through this program, Miami-Dade County partners with childcare providers (small businesses) to elevate the quality of early care and education services provided to families in high poverty zip codes.

**Key areas addressing:** Prevention and Intervention

- **Target population:** Families living at or below 100% of poverty with children ages birth to 3.
- **Target area:** High Poverty Zip codes in Miami-Dade
- **Funding amount:** \$3,517,496
- **Funding Source:** Federal (Department of Health and Human Services)

- **The Early Head Start Child Care Partnership and Expansion Program** is an antipoverty intervention program administered by Miami-Dade County since 2019. The program enhances comprehensive developmental services and social service supports for low-income infants and toddlers (birth to age three), and their families, by providing strong relationship-based experiences and preparing them for the transition into Head Start. Through this program, Miami-Dade County partners with child care providers (small businesses) and non-profits to elevate the quality of early care and education services provided to families in high poverty zip codes. Program services are provided in a variety of settings including centers and children’s own home.<sup>1</sup>

**Key areas addressing:** Prevention and Intervention

- **Target population:** Families living at or below 100% of poverty with children ages birth to 3.
- **Target area:** High Poverty Zip codes in Miami-Dade
- **Funding amount:** \$8,320,363
- **Funding Source:** Federal (Department of Health and Human Services)

- **Parks, Recreation, and Open Spaces** provides the FIT2Lead Youth, Enrichment and Sports (YES) and Park Internship Programs: The overarching goal of both programs is to provide an alternative to youth violence and crime; provide structure and stability to at risk youth; decrease juvenile delinquency (in those high crime neighborhoods); provide safe places to play and learn; and opportunities to learn life skills and develop leadership qualities in a supportive environment through education and hands-on training. Both program curriculums (YES and Internship) focus on teaching and practicing communication skills, social and emotional learning, problem solving and conflict resolution. This allocation also includes the Youth Development Internship Program.

**Key area addressing:** Prevention

- **Target population:** At-risk Youth
- **Target area:** Miami-Dade County
- **Funding amount:** \$5,055,000.00
- **Funding Source:** General Fund and Parks Foundation

- **Miami Children's Initiative** provides after school, summer programming, and wrap around services seeking to support families in promoting safe, nurturing, and a positive environment to children within their neighborhoods.

**Key area addressing:** Prevention

- **Target population:** Children and Families
- **Target area:** Liberty City
- **Funding amount:** \$150,000.00
- **Funding Source:** General Fund

- **Case Management Referral Program**, in collaboration with Together for Children, is an innovative collaboration between government, education, business, law enforcement, and justice entities, along with community-based organizations, individual community members and investment partners. The mission of Together for Children is to leverage resources, experiences and ideas to create data driven, neighborhood action plans to address, reduce and prevent youth violence.

**Key area addressing:** Prevention, Intervention, and Re-entry

- **Target population:** At-risk children
- **Target area:** High risk areas
- **Funding amount:** \$167,898.00
- **Funding Source:** General Fund

## Experts Consulted

### Experts consulted in development of the plan include:

- **Dr. Alex Piquero, Professor**  
University of Miami
- **Dr. Etiony Aldarondo, Executive Director**  
The Melissa Institute for Violence  
Prevention and Treatment
- **Dr. Wil Blechman, Former President**  
Kiwanis Northeast Miami Dade
- **Esther Jacobo, Executive Director**  
Citrus Family Care Network
- **Diana Ragbeer Murray, Chair**  
Kiwanis Northeast Miami Dade
- **Judge Orlando Prescott, Administrative  
Judge, Juvenile Division**  
Children's Courthouse
- **Lisa Martinez, President and CEO**  
L.M. Genuine Solutions
- **Rick Beasley, Executive Director**  
CareerSource, South Florida
- **Wansley Walters, Former Secretary**  
Florida Department of Juvenile Justice
- **Gilda Ferradaz, Circuit Community  
Development Administrator**  
Department of Children and Families
- **Todd Bass, Chief Juvenile Division**  
Miami-Dade State Attorney's Office
- **Marjorie Alexis, Chief**  
Law Offices of Public Defender Carlos J.  
Martinez
- **Heather Winters, Chief Program Officer**  
Jewish Community Services
- **Valrose Graham, Chief Probation Officer**  
Florida Department of Juvenile Justice

## Fit2Lead Slots Breakdown

The breakdown below shows the distribution of Fit2Lead slots based on homicides per commission district. Children served must be a whole number, not fractions, so we will round up or down to get to final number of slots for each district. Because these are approximate distributions, there is a roughly \$5,000 difference between the projected Commission district dollar distribution and the projected Fit2Lead budget for the two years.

## Fit2Lead Summer 2021 breakdown

Rank	Gun-related Homicides*	%	Slots
1	District 3 - 62	26.6	93.1
2	District 2 - 47	20.2	70.7
3	District 9 - 42	18.0	63
4	District 1 - 30	12.9	45.1
5	District 8 - 16	6.9	24.1
6	District 12 - 6	2.6	9.1
7	District 5 - 6	2.6	9.1
8	District 6 - 5	2.1	7.3
9	District 13 - 5	2.1	7.3
10	District 11 - 5	2.1	7.3
11	District 4 - 4	1.7	5.9
12	District 10 - 3	1.3	4.5
13	District 7 - 2	0.9	3.1

### 350 approximate slots

\*Homicides data includes all gun-related deaths in 2020 across all of Miami's localities as reported by the Miami-Dade County Medical Examiners Department.

## Fit2Lead Summer 2021 slot cost

Rank	Gun-related Homicides*	%	Slots	\$
1	District 3 - 62	26.6	93.1	186,014
2	District 2 - 47	20.2	70.7	141,259
3	District 9 - 42	18.0	63	125,874
4	District 1 - 30	12.9	45.1	90,110
5	District 8 - 16	6.9	24.1	48,152
6	District 12 - 6	2.6	9.1	18,182
7	District 5 - 6	2.6	9.1	18,182
8	District 6 - 5	2.1	7.3	14,585
9	District 13 - 5	2.1	7.3	14,585
10	District 11 - 5	2.1	7.3	14,585
11	District 4 - 4	1.7	5.9	11,788
12	District 10 - 3	1.3	4.5	8,991
13	District 7 - 2	0.9	3.1	6,194

**350 approximate slots**  
**Approximately \$1,998 per slot**

## Fit2Lead Summer 2022 breakdown

Rank	Gun-related Homicides*	%	Slots
1	District 3 - 62	26.6	93.1
2	District 2 - 47	20.2	70.7
3	District 9 - 42	18.0	63
4	District 1 - 30	12.9	45.1
5	District 8 - 16	6.9	24.1
6	District 12 - 6	2.6	9.1
7	District 5 - 6	2.6	9.1
8	District 6 - 5	2.1	7.3
9	District 13 - 5	2.1	7.3
10	District 11 - 5	2.1	7.3
11	District 4 - 4	1.7	5.9
12	District 10 - 3	1.3	4.5
13	District 7 - 2	0.9	3.1

### 350 approximate slots

\*Homicides data includes all gun-related deaths in 2020 across all of Miami's localities as reported by the Miami-Dade County Medical Examiners Department.

## Fit2Lead Summer 2022 slot cost

Rank	Gun-related Homicides*	%	Slots	\$
1	District 3 - 62	26.6	93.1	186,014
2	District 2 - 47	20.2	70.7	141,259
3	District 9 - 42	18.0	63	125,874
4	District 1 - 30	12.9	45.1	90,110
5	District 8 - 16	6.9	24.1	48,152
6	District 12 - 6	2.6	9.1	18,182
7	District 5 - 6	2.6	9.1	18,182
8	District 6 - 5	2.1	7.3	14,585
9	District 13 - 5	2.1	7.3	14,585
10	District 11 - 5	2.1	7.3	14,585
11	District 4 - 4	1.7	5.9	11,788
12	District 10 - 3	1.3	4.5	8,991
13	District 7 - 2	0.9	3.1	6,194

**350 approximate slots**  
**Approximately \$1,998 per slot**

## Fit2Lead Year-round breakdown

Rank	Gun-related Homicides*	%	Slots
1	District 3 - 62	26.6	133
2	District 2 - 47	20.2	101
3	District 9 - 42	18.0	90
4	District 1 - 30	12.9	64.5
5	District 8 - 16	6.9	34.5
6	District 12 - 6	2.6	13
7	District 5 - 6	2.6	13
8	District 6 - 5	2.1	10.5
9	District 13 - 5	2.1	10.5
10	District 11 - 5	2.1	10.5
11	District 4 - 4	1.7	8.5
12	District 10 - 3	1.3	6.5
13	District 7 - 2	0.9	4.5

**500 approximate year-round slots  
8 months of programming**

\*Homicides data includes all gun-related deaths in 2020 across all of Miami's localities as reported by the Miami-Dade County Medical Examiners Department.

## Fit2Lead Year-round slot cost

Rank	Gun-related Homicides*	%	Slots	\$
1	District 3 - 62	26.6	133	516,838
2	District 2 - 47	20.2	101	392,486
3	District 9 - 42	18.0	90	349,740
4	District 1 - 30	12.9	64.5	250,647
5	District 8 - 16	6.9	34.5	134,067
6	District 12 - 6	2.6	13	50,518
7	District 5 - 6	2.6	13	50,518
8	District 6 - 5	2.1	10.5	40,803
9	District 13 - 5	2.1	10.5	40,803
10	District 11 - 5	2.1	10.5	40,803
11	District 4 - 4	1.7	8.5	33,031
12	District 10 - 3	1.3	6.5	25,259
13	District 7 - 2	0.9	4.5	17,487

**500 approximate year-round slots  
Approximately \$3,886 per slot**

### Fit2Lead Projected Total Costs (Summer 2021+Summer 2022+Year-round)

Rank	District	%	\$
1	District 3	26.6	888,866
2	District 2	20.2	675,004
3	District 9	18.0	601,488
4	District 1	12.9	430,867
5	District 8	6.9	230,371
6	District 12	2.6	86,882
7	District 5	2.6	86,882
8	District 6	2.1	69,973
9	District 13	2.1	69,973
10	District 11	2.1	69,973
11	District 4	1.7	56,607
12	District 10	1.3	43,241
13	District 7	0.9	29,875

### Fit2Lead Projected Total Costs (Summer 2021+Summer 2022+Year-round)

Rank	Gun-related Homicides*	%	\$
1	District 3 - 62	26.6	1,160,705.4
2	District 2 - 47	20.2	881,437.9
3	District 9 - 42	18.0	785,439.7
4	District 1 - 30	12.9	562,898.5
5	District 8 - 16	6.9	301,085.2
6	District 12 - 6	2.6	113,452.4
7	District 5 - 6	2.6	113,452.4
8	District 6 - 5	2.1	91,634.6
9	District 13 - 5	2.1	91,634.6
10	District 11 - 5	2.1	91,634.6
11	District 4 - 4	1.7	74,180.4
12	District 10 - 3	1.3	56,726.2
13	District 7 - 2	0.9	39,272.0



OFFICE OF THE MAYOR  
DANIELLA LEVINE CAVA

Peace  
&  
Prosperity

[miamidade.gov](http://miamidade.gov)