Decision Unit Results

	DU16 (0-0.5')	DU16 (0.5-2')	DU16 (2-4')
Adjacent Land Use	Commercial / Industrial		
Arsenic	4.6	1.6	1.4
BaPE	8.7	0.1	0.0
	DU21 (0-0.5')	DU21 (0.5-2')	DU21 (2-4')
Adjacent Land Use	Residential		
Arsenic	5.0	2.1	1.5
BaPE	0.4	0.0	0.0
	DU21-R1 (0-0.5')	DU21-R1 (0.5-2')	DU21-R1 (2-4')
Adjacent Land Use	Residential		
Arsenic	6.5	2.3	1.4
BaPE	0.3	0.0	0.0
	DU21-R2 (0-0.5')	DU21-R2 (0.5-2')	DU21-R2 (2-4')
Adjacent Land Use	Residential		
Arsenic	4.8	2.5	1.1 J
BaPE	0.4	0.1	0.0
	CS7 (0-0.5')	CS7 (0.5-2')	
Adjacent Land Use	Residential		
Arsenic	2.4	1.6	
BaPE	0.2	0.1	

Temporary or permanent monitoring well
Approximate Decision Unit Extent
Historical Track Location (approximate)
Boundary not sampled due to physical barrier
Approximate Potable Water Well Locations

Soil Borings

CS7
DU16
DU21
Historical Soil Borings
Soil Borings Collected 8/2018 w/ Analytics

Figure # 13

Soil Sampling Results
CS7, DU16, DU21, COMP DERM DU21

General Notes:
Arsenic and Benzo(a)pyrene Equivalent (BaPE) concentrations in soil are in milligram/kilogram (mg/kg).
DU - Decision Unit
CS - Composite Sample
U - indicates the analyte was analyzed for but not detected
I, J - indicates the result is less than the reporting limit but greater or equal to the method detection limit (MDL) and the concentration is an approximate value.
B - indicates compound was found in the blank and sample.
Polycyclic aromatic hydrocarbons (PAHs) were not detected above the Groundwater Cleanup Target Levels (GCTLs) in groundwater samples; therefore, not shown.
Arsenic results in groundwater are reported in microgram/liter (ug/L).

Ludlam Corridor
All Green Trail

October 2018

0 100 200 Feet

N

SCS ENGINEERS

7700 North Kendall Drive, Suite 300
Miami, FL 33156

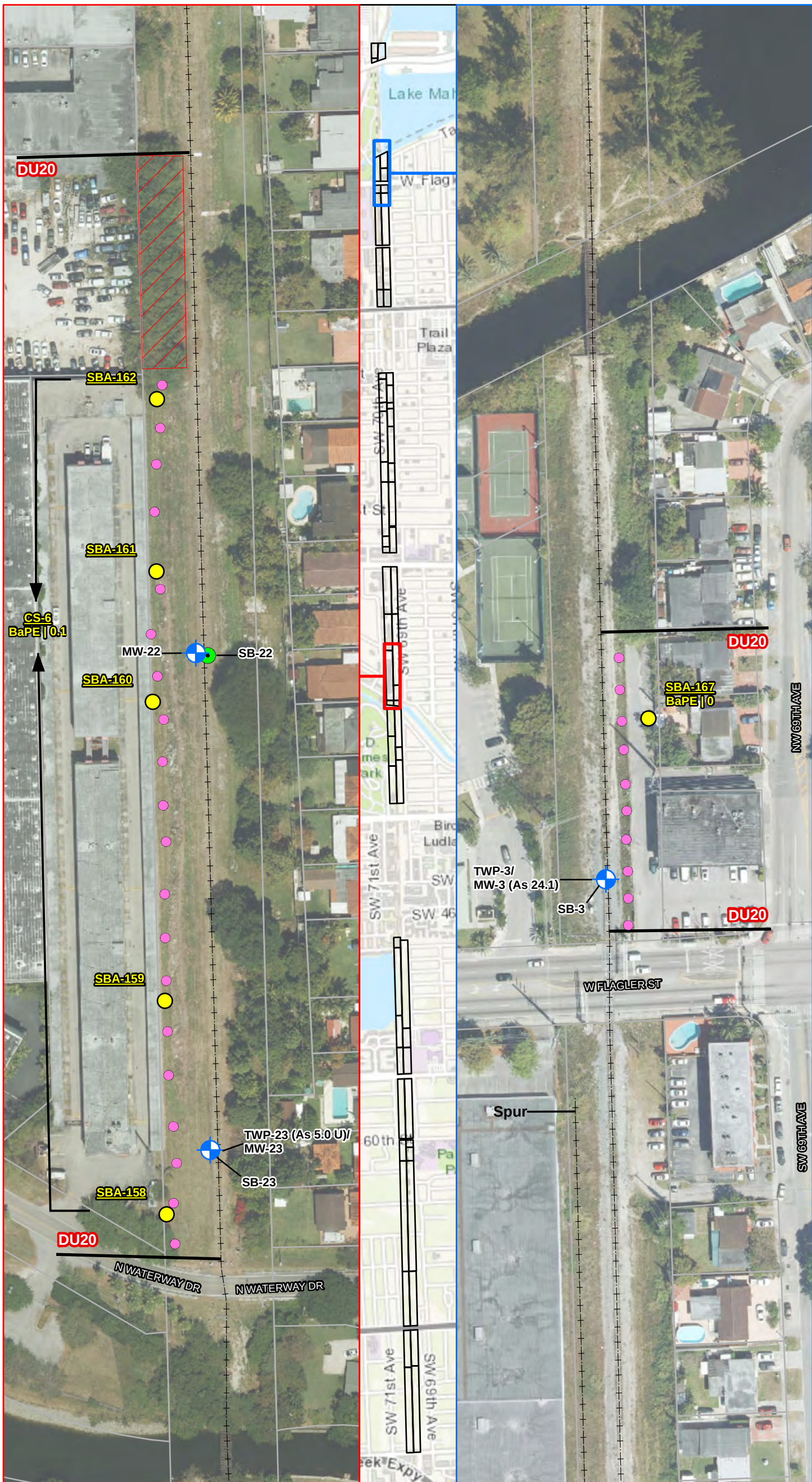

Decision Unit Results			
	DU30 (0-0.5')	DU30 (0.5-2')	DU30 (2-4')
Adjacent Land Use	Commercial / Industrial		
Arsenic	1.1 J	1.2 J	0.63 J
BaPE	3.5	0.6	0

Temporary or permanent monitoring well

Approximate Decision Unit Extent

Historical Track Location (approximate)

Boundary not sampled due to physical barrier

Parcel Boundaries

Approximate Potable Water Well Locations

Soil Borings

DU20

Historical Soil Borings

Soil Borings Collected 8/2018 & 9/2018 w/ Analytics

Figure # 14

Soil Sampling Results
DU20

General Notes:
Arsenic and Benzo(a)pyrene Equivalent (BaPE) concentrations in soil are in milligram/kilogram (mg/kg).
DU - Decision Unit
CS - Composite Sample
U - indicates the analyte was analyzed for but not detected
I, J - indicates the result is less than the reporting limit but greater or equal to the method detection limit (MDL) and the concentration is an approximate value.
B - indicates compound was found in the blank and sample.
Polycyclic aromatic hydrocarbons (PAHs) were not detected above the Groundwater Cleanup Target Levels (GCTLs) in groundwater samples; therefore, not shown.
Arsenic results in groundwater are reported in microgram/liter (ug/L).

Ludlam Corridor
All Green Trail

October 2018

0 50 100 Feet

N

SCS ENGINEERS

7700 North Kendall Drive, Suite 300
Miami, FL 33156

Decision Unit Results

	DU15B (0-0.5')	DU15B (0.5-2')	DU15B (2-4')
Adjacent Land Use	Commercial / Industrial		
Arsenic	3.9	6.1	1.8
BaPE	1.2	1.8	0.1
	DU22 (0-0.5')	DU22 (0.5-2')	DU22 (2-4')
Adjacent Land Use	Residential		
Arsenic	12	7.0	1.9
BaPE	4.8	1.2	0.0

Temporary or permanent monitoring well
Approximate Decision Unit Extent
Historical Track Location (approximate)
Boundary not sampled due to physical barrier
Parcel Boundaries
Approximate Potable Water Well Locations

Soil Borings

DU15B
DU22
Historical Soil Borings
Soil Borings Collected 8/2018 & 9/2018 w/ Analytics

Figure # 15

Soil Sampling Results
DU15B, DU22

General Notes:
Arsenic and Benzo(a)pyrene Equivalent (BaPE) concentrations in soil are in milligram/kilogram (mg/kg).
DU - Decision Unit
CS - Composite Sample
U - indicates the analyte was analyzed for but not detected
I, J - indicates the result is less than the reporting limit but greater or equal to the method detection limit (MDL) and the concentration is an approximate value.
B - indicates compound was found in the blank and sample.
Polycyclic aromatic hydrocarbons (PAHs) were not detected above the Groundwater Cleanup Target Levels (GCTLs) in groundwater samples; therefore, not shown.
Arsenic results in groundwater are reported in microgram/liter (ug/L).

Ludlam Corridor
All Green Trail

October 2018

0 50 100 Feet

N

SCS ENGINEERS

7700 North Kendall Drive, Suite 300
Miami, FL 33156

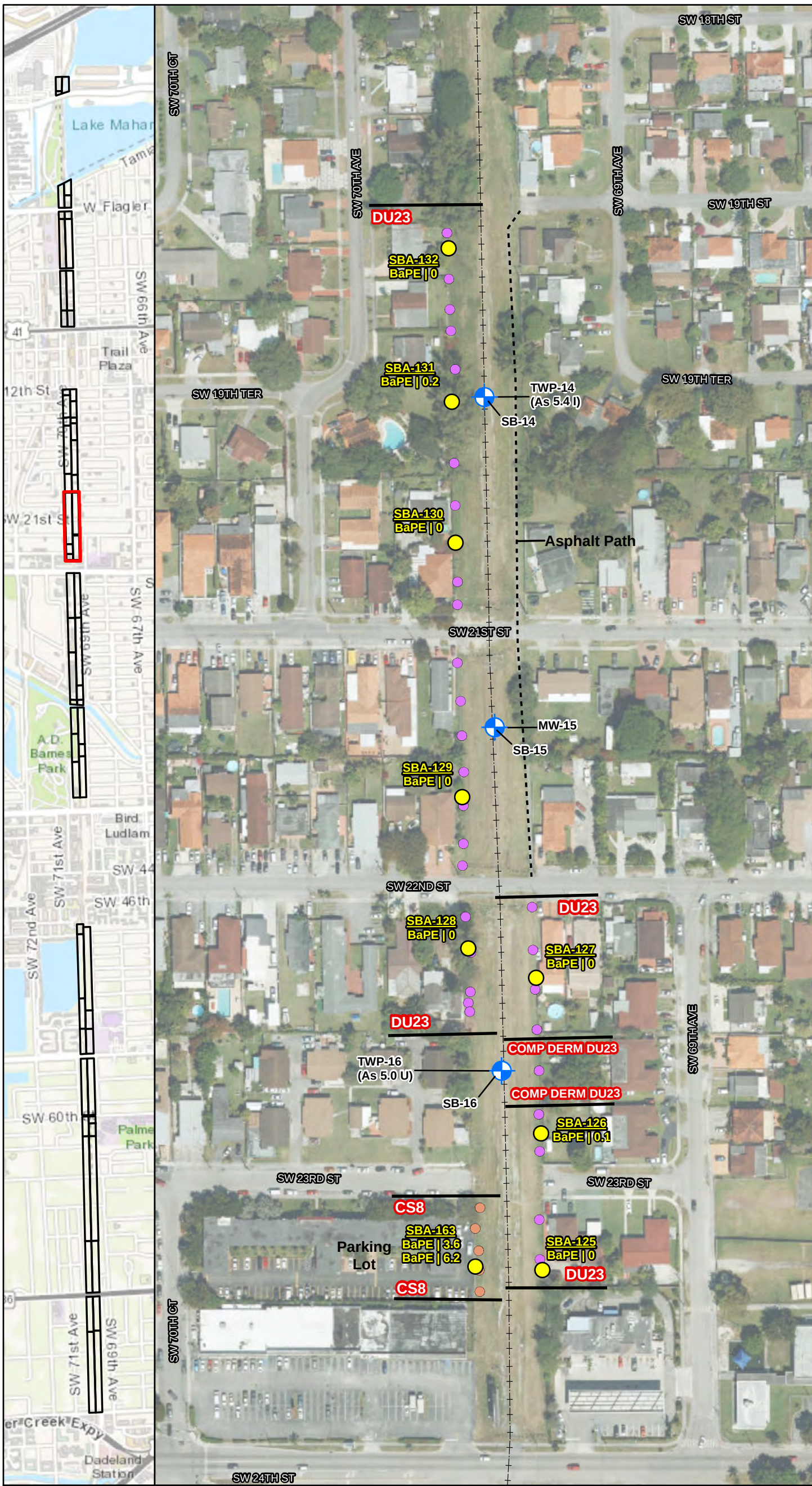

Decision Unit Results			
	DU23 (0-0.5')	DU23 (0.5-2')	DU23 (2-4')
Adjacent Land Use	Residential		
Arsenic	2.7	1.5	1.6
BaPE	1	0.1	0
	CS8 (0-0.5')	CS8 (0.5-2')	CS8 (2-4')
Adjacent Land Use	Residential		
Arsenic	7.4	2.6	1.5
BaPE	1.7	0.8	0.3

Temporary or permanent monitoring well

Approximate Decision Unit Extent

Historical Track Location (approximate)

Boundary not sampled due to physical barrier

Approximate Potable Water Well Locations

Soil Borings

CS8

DU23

Historical Soil Borings

Soil Borings Collected 8/2018 & 9/2018 w/ Analytics

Figure # 16A

Soil Sampling Results
CS8, DU23, COMP DERM DU23

General Notes:
Arsenic and Benzo(a)pyrene Equivalent (BaPE) concentrations in soil are in milligram/kilogram (mg/kg).
DU - Decision Unit
CS - Composite Sample
U - indicates the analyte was analyzed for but not detected
I, J - indicates the result is less than the reporting limit but greater or equal to the method detection limit (MDL) and the concentration is an approximate value.
B - indicates compound was found in the blank and sample.
Polycyclic aromatic hydrocarbons (PAHs) were not detected above the Groundwater Cleanup Target Levels (GCTLs) in groundwater samples; therefore, not shown.
Arsenic results in groundwater are reported in microgram/liter (ug/L).

Ludlam Corridor
All Green Trail

October 2018

0 75 150 Feet

N

SCS ENGINEERS

7700 North Kendall Drive, Suite 300
Miami, FL 33156

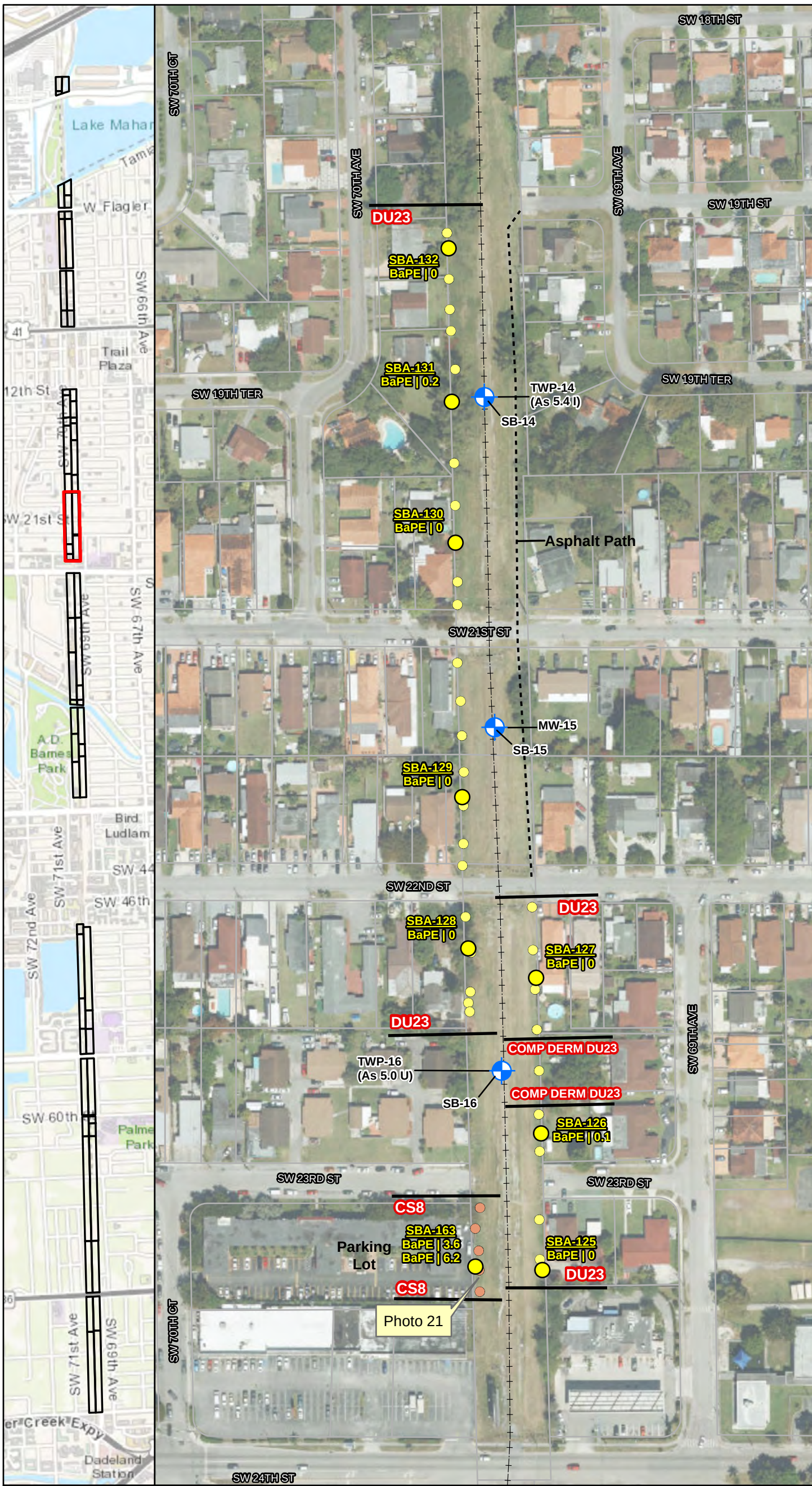

Photo 21 - Looking west. Off-site asphalt parking lot slopes toward boundary of the corridor.

Temporary or permanent monitoring well
Approximate Decision Unit Extent
Historical Track Location (approximate)
Boundary not sampled due to physical barrier
Parcel Boundaries
Approximate Potable Water Well Locations

Soil Borings

CS8
DU23
Historical Soil Borings
Soil Borings Collected 8/2018 & 9/2018 w/ Analytics

Figure # 16B

Photographic Logs and Historical Aerials
CS8, DU23, COMP DERM DU23

General Notes:
Arsenic and Benzo(a)pyrene Equivalent (BaPE) concentrations in soil are in milligram/kilogram (mg/kg).
DU - Decision Unit
CS - Composite Sample
U - indicates the analyte was analyzed for but not detected
I, J - indicates the result is less than the reporting limit but greater or equal to the method detection limit (MDL) and the concentration is an approximate value.
B - indicates compound was found in the blank and sample.
Polycyclic aromatic hydrocarbons (PAHs) were not detected above the Groundwater Cleanup Target Levels (GCTLs) in groundwater samples; therefore, not shown.
Arsenic results in groundwater are reported in microgram/liter (ug/L).

Ludlam Corridor
All Green Trail

October 2018

0 75 150 Feet

N

SCS ENGINEERS

7700 North Kendall Drive, Suite 300
Miami, FL 33156

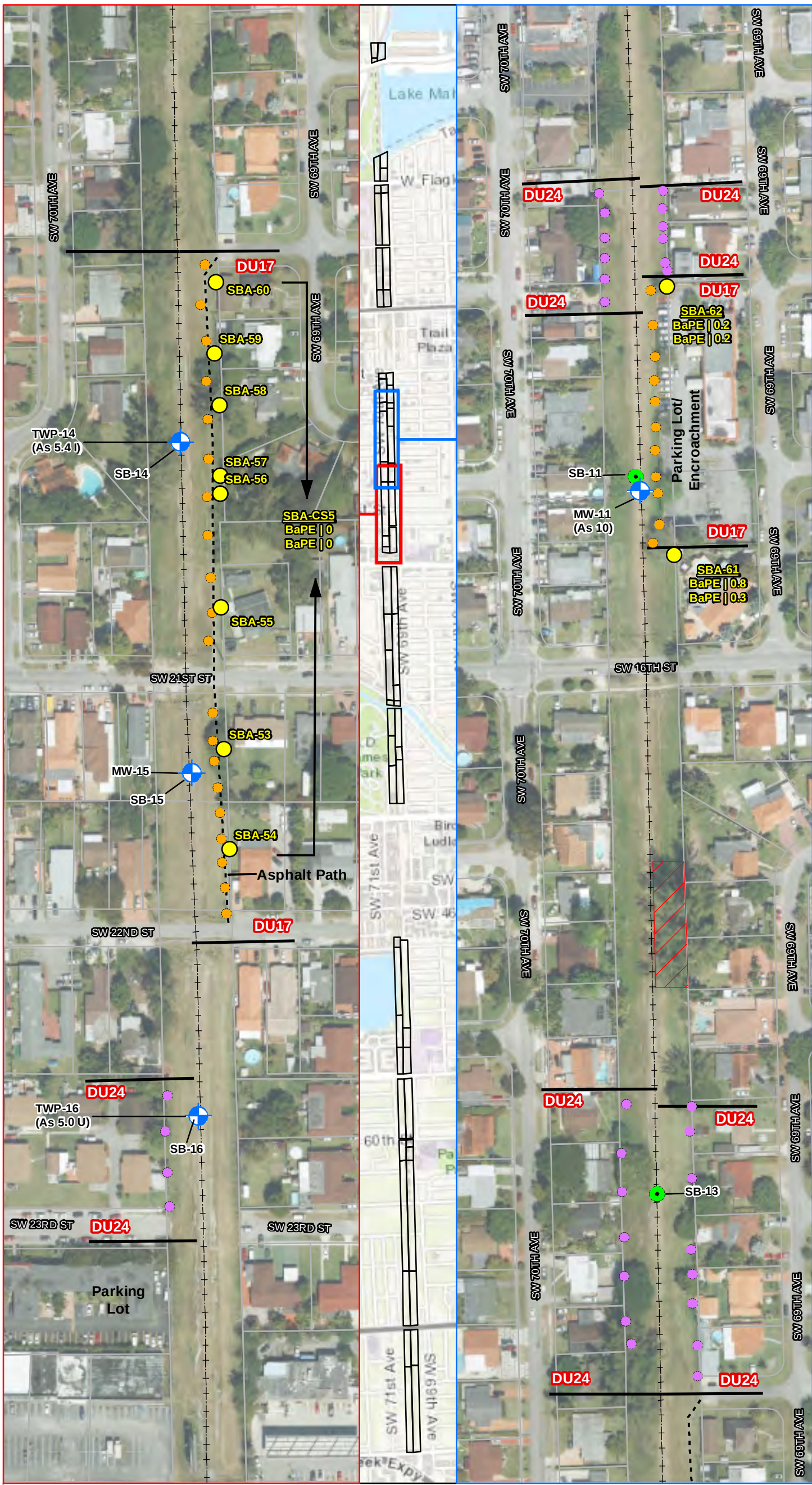

Decision Unit Results			
	DU17 (0-0.5')	DU17 (0.5-2')	DU17 (2-4')
Adjacent Land Use	Residential		
Arsenic	4.8	2.5	2.2
BaPE	3.0	2.5	0.1
	DU24 (0-0.5')	DU24 (0.5-2')	DU24 (2-4')
Adjacent Land Use	Residential		
Arsenic	2.4	1.4	1.0 J
BaPE	0.2	0.0	0.0

Temporary or permanent monitoring well
Approximate Decision Unit Extent
Historical Track Location (approximate)
Boundary not sampled due to physical barrier
Parcel Boundaries
Approximate Potable Water Well Locations

Soil Borings

DU17
DU24
Historical Soil Borings
Soil Borings Collected 8/2018 w/ Analytics

Figure # 17

Soil Sampling Results
DU17, DU24

General Notes:
Arsenic and Benzo(a)pyrene Equivalent (BaPE) concentrations in soil are in milligram/kilogram (mg/kg).
DU - Decision Unit
CS - Composite Sample
U - indicates the analyte was analyzed for but not detected
I, J - indicates the result is less than the reporting limit but greater or equal to the method detection limit (MDL) and the concentration is an approximate value.
B - indicates compound was found in the blank and sample.
Polycyclic aromatic hydrocarbons (PAHs) were not detected above the Groundwater Cleanup Target Levels (GCTLs) in groundwater samples; therefore, not shown.
Arsenic results in groundwater are reported in microgram/liter (ug/L).

Ludlam Corridor
All Green Trail

October 2018

0 75 150 Feet

N

SCS ENGINEERS

7700 North Kendall Drive, Suite 300
Miami, FL 33156

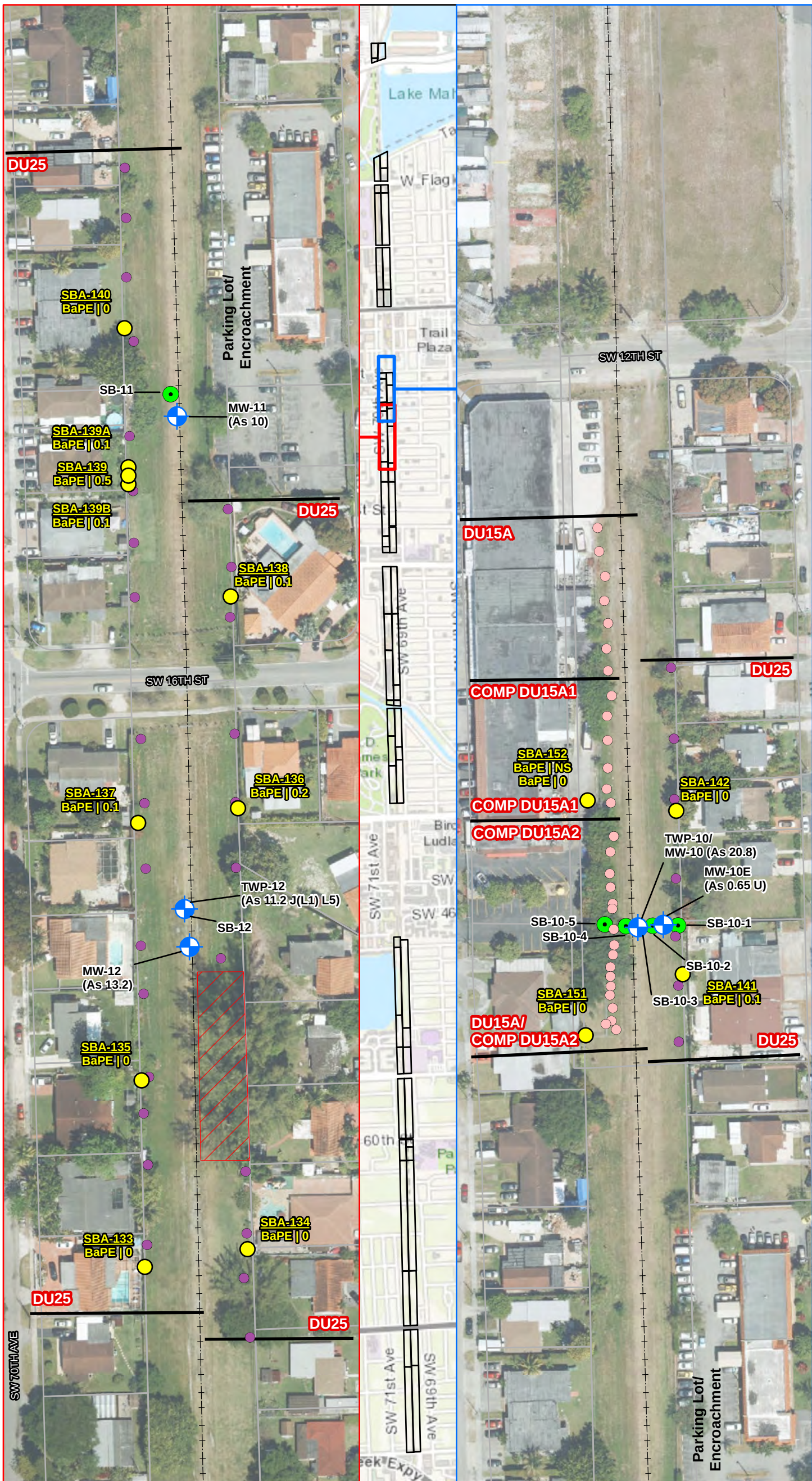

Decision Unit Results			
	DU30 (0-0.5')	DU30 (0.5-2')	DU30 (2-4')
Adjacent Land Use	Commercial / Industrial		
Arsenic	1.1 J	1.2 J	0.63 J
BaPE	3.5	0.6	0

Temporary or permanent monitoring well
Approximate Decision Unit Extent
Historical Track Location (approximate)
Boundary not sampled due to physical barrier
Parcel Boundaries
Approximate Potable Water Well Locations

Soil Borings

DU15A
DU25
Historical Soil Borings
Soil Borings Collected 8/2018 & 9/2018 w/ Analytics

Figure # 18

Soil Sampling Results
DU15, COMP DU15A1, COMP DU15A2, DU25

General Notes:
Arsenic and Benzo(a)pyrene Equivalent (BaPE) concentrations in soil are in milligram/kilogram (mg/kg).
DU - Decision Unit
CS - Composite Sample
U - indicates the analyte was analyzed for but not detected
I, J - indicates the result is less than the reporting limit but greater or equal to the method detection limit (MDL) and the concentration is an approximate value.
B - indicates compound was found in the blank and sample.
Polycyclic aromatic hydrocarbons (PAHs) were not detected above the Groundwater Cleanup Target Levels (GCTLs) in groundwater samples; therefore, not shown.
Arsenic results in groundwater are reported in microgram/liter (ug/L).

Ludlam Corridor
All Green Trail

October 2018

0 50 100 Feet

N

SCS ENGINEERS

7700 North Kendall Drive, Suite 300
Miami, FL 33156

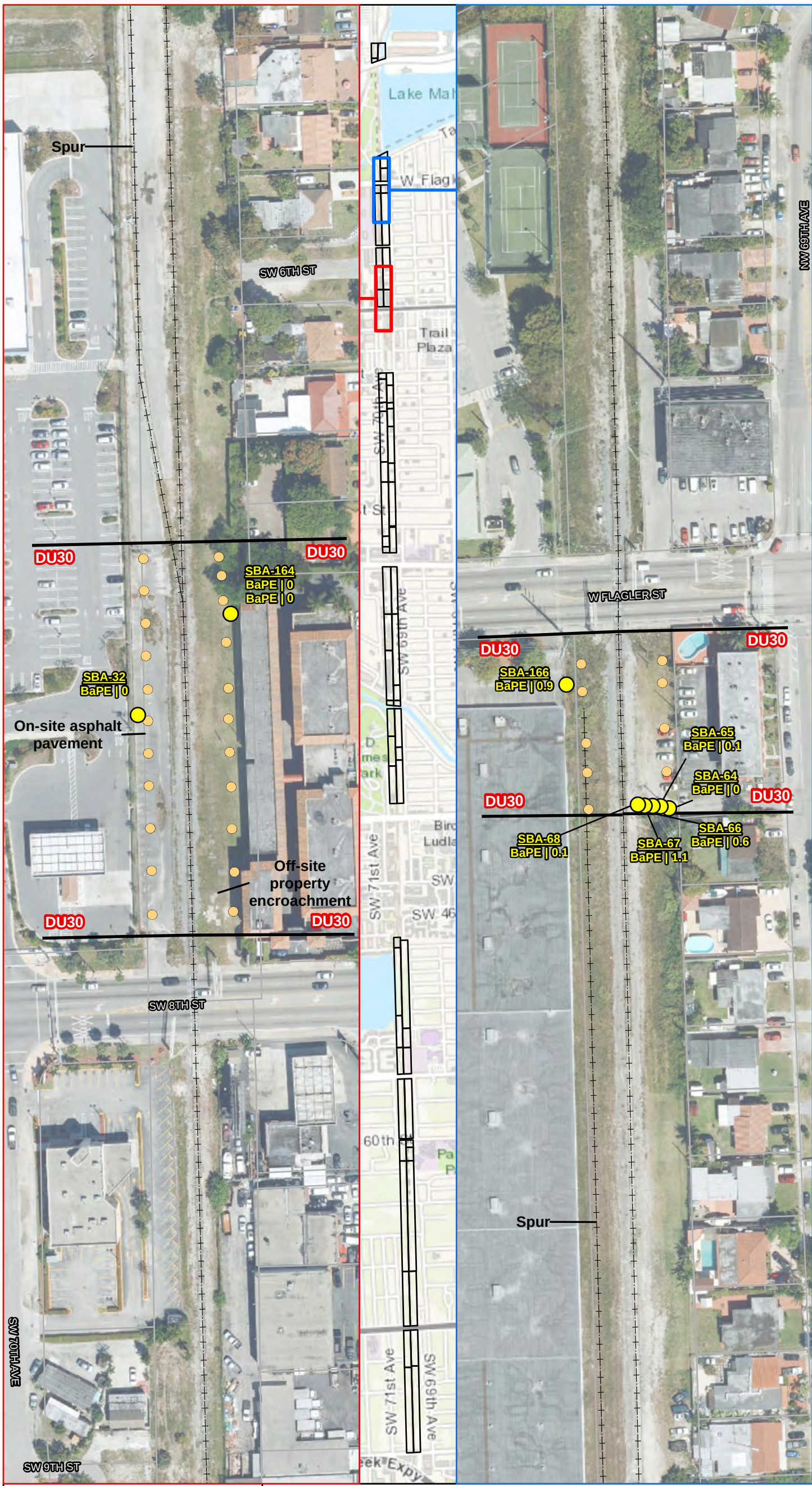

Decision Unit Results			
	DU30 (0-0.5')	DU30 (0.5-2')	DU30 (2-4')
Adjacent Land Use	Commercial / Industrial		
Arsenic	1.1 J	1.2 J	0.63 J
BaPE	3.5	0.6	0

Temporary or permanent monitoring well
Approximate Decision Unit Extent
Historical Track Location (approximate)
Boundary not sampled due to physical barrier
Parcel Boundaries
Approximate Potable Water Well Locations

Soil Borings

DU30
Historical Soil Borings
Soil Borings Collected 8/2018 & 9/2018 w/ Analytics

Figure # 19

Soil Sampling Results
DU30

General Notes:
Arsenic and Benzo(a)pyrene Equivalent (BaPE) concentrations in soil are in milligram/kilogram (mg/kg).
DU - Decision Unit
CS - Composite Sample
U - indicates the analyte was analyzed for but not detected
I, J - indicates the result is less than the reporting limit but greater or equal to the method detection limit (MDL) and the concentration is an approximate value.
B - indicates compound was found in the blank and sample.
Polycyclic aromatic hydrocarbons (PAHs) were not detected above the Groundwater Cleanup Target Levels (GCTLs) in groundwater samples; therefore, not shown.
Arsenic results in groundwater are reported in microgram/liter (ug/L).

Ludlam Corridor
All Green Trail

October 2018

0 50 100 Feet

N

SCS ENGINEERS

7700 North Kendall Drive, Suite 300
Miami, FL 33156

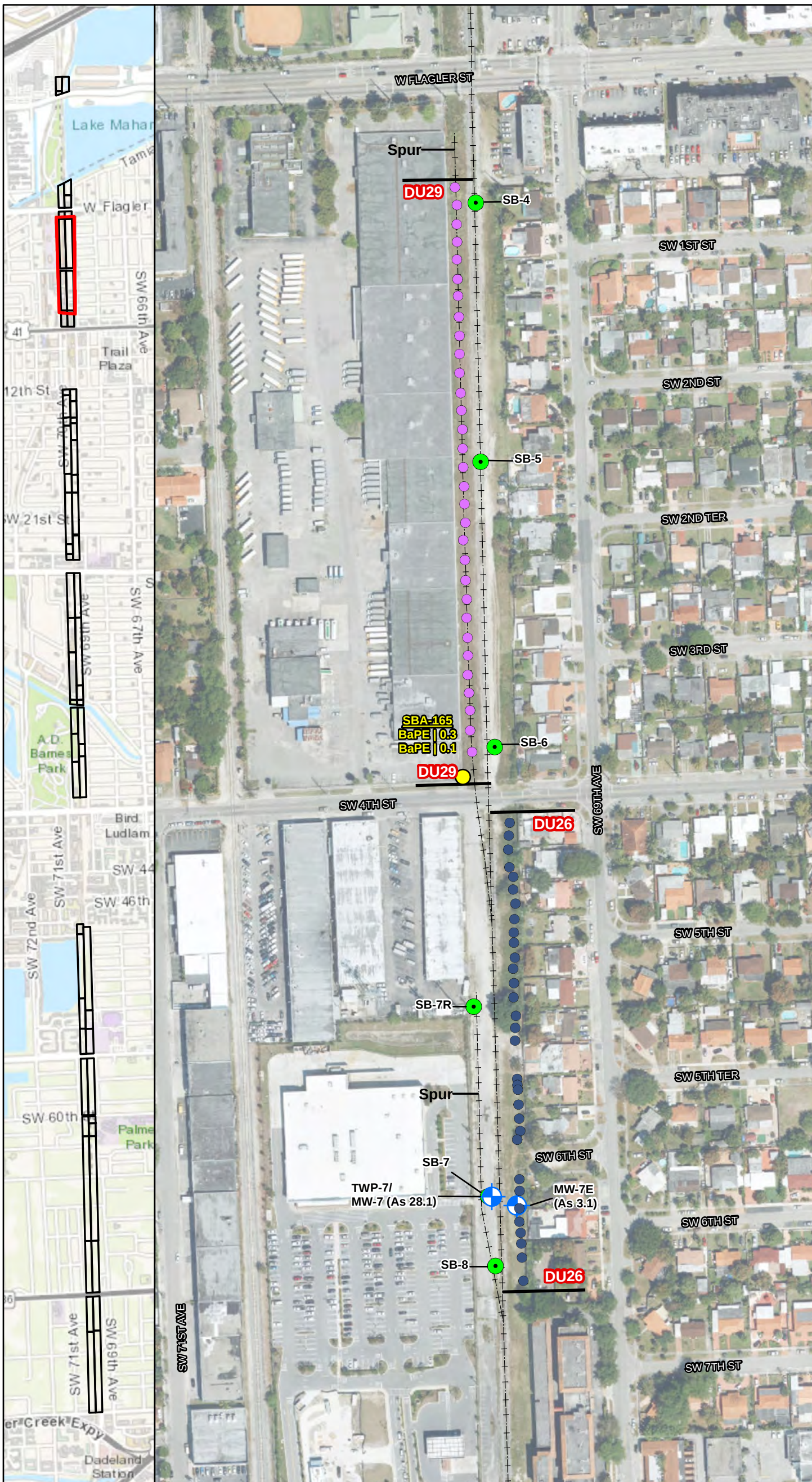

Decision Unit Results			
	DU26 (0-0.5')	DU26 (0.5-2')	DU26 (2-4')
Adjacent Land Use	Residential		
Arsenic	4.1	2.5	0.53 J
BaPE	0.1	0.4	0
	DU29 (0-0.5')	DU29 (0.5-2')	DU29 (2-4')
Adjacent Land Use	Commercial / Industrial		
Arsenic	13 B	3.8 B	1.8 B
BaPE	31.6	1.9	0.0

Temporary or permanent monitoring well

Approximate Decision Unit Extent

Historical Track Location (approximate)

Boundary not sampled due to physical barrier

Approximate Potable Water Well Locations

Soil Borings

DU26

DU29

Historical Soil Borings

Soil Borings Collected 8/2018 & 9/2018 w/ Analytics

Figure # 20

Soil Sampling Results
DU26, DU29

General Notes:
Arsenic and Benzo(a)pyrene Equivalent (BaPE) concentrations in soil are in milligram/kilogram (mg/kg).
DU - Decision Unit
CS - Composite Sample
U - indicates the analyte was analyzed for but not detected
I, J - indicates the result is less than the reporting limit but greater or equal to the method detection limit (MDL) and the concentration is an approximate value.
B - indicates compound was found in the blank and sample.
Polycyclic aromatic hydrocarbons (PAHs) were not detected above the Groundwater Cleanup Target Levels (GCTLs) in groundwater samples; therefore, not shown.
Arsenic results in groundwater are reported in microgram/liter (ug/L).

Ludlam Corridor
All Green Trail

October 2018

0 100 200 Feet

N

SCS ENGINEERS

7700 North Kendall Drive, Suite 300
Miami, FL 33156

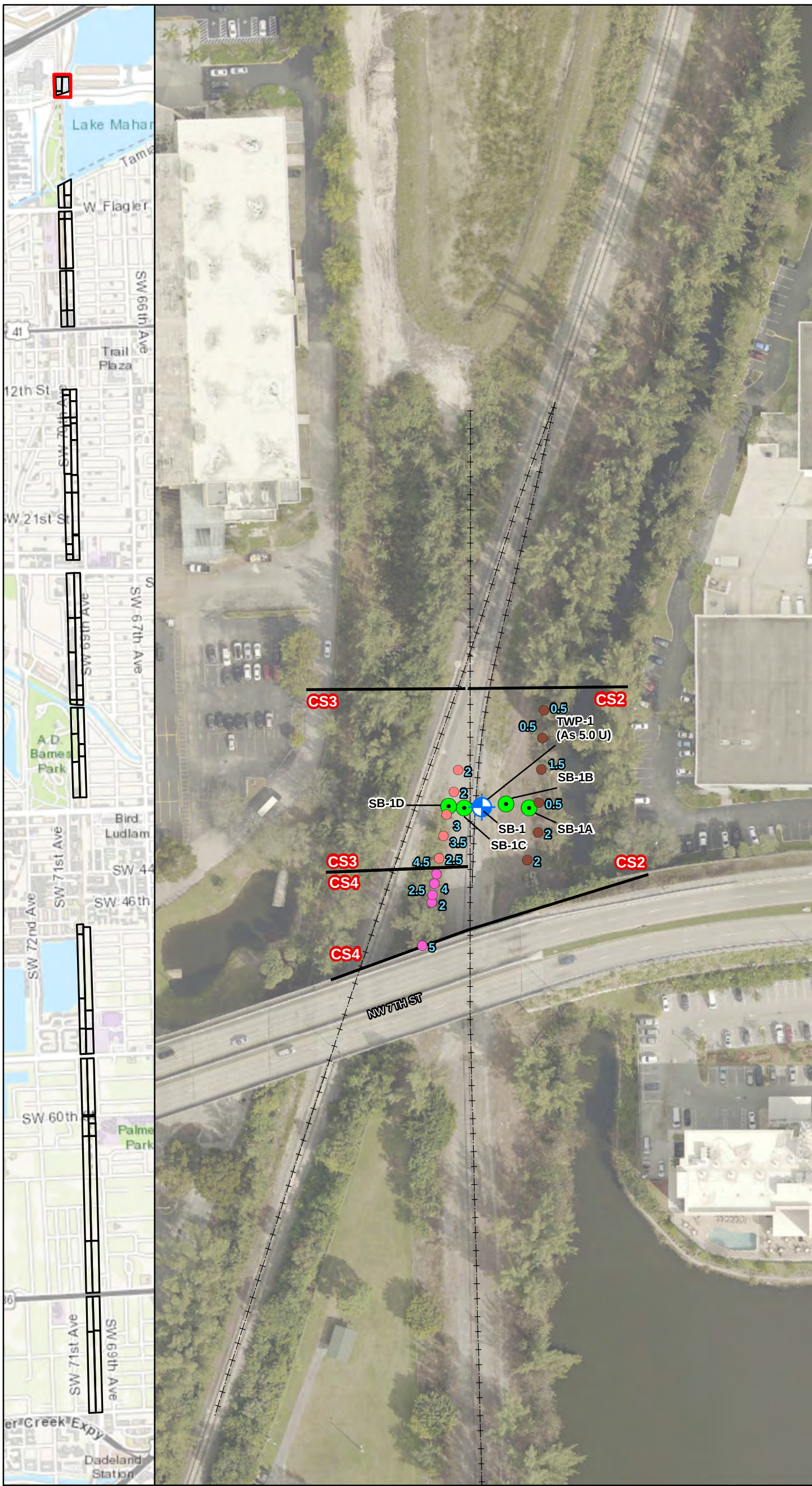

Decision Unit Results			
	CS2 (0-0.5')	CS2 (0.5-2')	
Adjacent Land Use	Commercial / Industrial		
Arsenic	2.6	2.1	
BaPE	1.3	0.5	
	CS3 (0-0.5')	CS3 (0.5-2')	CS3 (2-4')
Adjacent Land Use	Commercial / Industrial		
Arsenic	35	100	13
BaPE	22.4	4	1.4
	CS4 (0-0.5')	CS4 (0.5-2')	CS4 (2-4')
Adjacent Land Use	Commercial / Industrial		
Arsenic	11	20	17
BaPE	2.2	2.8	2.5

3 Approximate depth-to-water (feet)

Temporary or permanent monitoring well

Approximate Decision Unit Extent

Historical Track Location (approximate)

Boundary not sampled due to physical barrier

Approximate Potable Water Well Locations

Soil Borings

CS2

CS3

CS4

Historical Soil Borings

Figure # 21

Soil Sampling Results
CS2, CS3, CS4

General Notes:
Arsenic and Benzo(a)pyrene Equivalent (BaPE) concentrations in soil are in milligram/kilogram (mg/kg).
DU - Decision Unit
CS - Composite Sample
U - indicates the analyte was analyzed for but not detected
I, J - indicates the result is less than the reporting limit but greater or equal to the method detection limit (MDL) and the concentration is an approximate value.
B - indicates compound was found in the blank and sample.
Polycyclic aromatic hydrocarbons (PAHs) were not detected above the Groundwater Cleanup Target Levels (GCTLs) in groundwater samples; therefore, not shown.
Arsenic results in groundwater are reported in microgram/liter (ug/L).

Ludlam Corridor All Green Trail

October 2018

0 50 100 Feet

N

SCS ENGINEERS

7700 North Kendall Drive, Suite 300
Miami, FL 33156

M:\PROJECT\09217186.00\Drawings\2018-05 GW SAMPLING\09217186.02 F004 - GW Sampling.dwg Oct 08, 2018 - 5:46pm Layout Name: Figure 4 By: 4479MPP

		Turbidity	Arsenic	Arsenic, Dissolved
MW-10E	1/18/2018	2.81	0.65 U	

NOTE: PAHs WERE ANALYZED FOR THE SAMPLE COLLECTED ON 1/18/18 AT MW-10E. NO DETECTIONS WERE REPORTED

NOTE: PAHs WERE ANALYZED ON 1/17/18 AT MW-15. NO EXCEEDANCES OF THE GCTL WERE REPORTED.

		Turbidity	Arsenic
MW-9D	8/15/2018	9.25	2.2

		Turbidity	Arsenic
MW-9E	4/23/2018	3.37	0.85 I

		Turbidity	Arsenic
MW-9	1/18/2018	2.34	**100**
	3/28/2018	2.85	**77**
	5/2/2018	7.7	**122**

NOTE:
PAHs WERE ANALYZED FOR THE SAMPLE COLLECTED ON 1/18/18 AT MW-9. NO EXCEEDANCES OF THE GCLT WERE REPORTED

		Turbidity	Arsenic
MW-9I	4/23/2018	4.5	**222**
	5/2/2018	5.1	**151**
	8/15/2018	0.23	**145**

		Turbidity	Arsenic
MW-9W	4/23/2018	2.64	**29.2**
	5/2/2018	0.95	**14.5**

		Turbidity	Arsenic
MW-9W-I	8/15/2018	1.76	0.50 U

		Turbidity	Arsenic
MW-9W-2S	8/15/2018	0.02	2.4

		Turbidity	Arsenic	Arsenic, Dissolved
TWP-10	09/01/2017	16	**138**	**141**
MW-10	10/2/2017	10.1	**24.3**	
	10/9/2017	8.55	**20.8**	

NOTE: PAHs WERE ANALYZED FOR THE SAMPLE COLLECTED ON 1/18/18 AT MW-10. NO DETECTIONS WERE REPORTED

		Turbidity	Arsenic	Arsenic, Dissolved
MW-11	1/18/2018	4.11	10	

NOTE: PAHs WERE ANALYZED FOR THE SAMPLE COLLECTED ON 1/18/18 AT MW-11. NO DETECTIONS WERE REPORTED

PLAN

		Turbidity	Arsenic	Arsenic, Dissolved	Chloromethane
TWP-12	09/05/2017	42	**11.2 J(L1) L5**	**15.5**	**3**
MW-12	10/2/2017	4.68	**10.3**		1.9
	10/9/2017	8.67	**11.4**		
	1/17/2018	2.54	**21**		
	3/28/2018	3.84	**13.2**		

NOTE: PAHs WERE ANALYZED FOR THE SAMPLE COLLECTED ON 1/17/18 AT MW-12. NO DETECTIONS WERE REPORTED

		Turbidity	Arsenic	Arsenic, Dissolved
TWP-14	09/05/2017	18.6	5.4 I	

		Turbidity	Arsenic	Arsenic, Dissolved
TWP-16	09/05/2017	67	5.0 U	

NOTES:

1. TURBIDITY IN NTU; ARSENIC CONCENTRATIONS IN GROUNDWATER IN UG/L
2. **BOLD** VALUES EXCEED THE ARSENIC GCTL OF 10 UG/L AND THE CHLOROMETHANE GCTL OF 2.7 UG/L
3. BLANK CELLS INDICATE PARAMETERS WERE NOT ANALYZED.
4. GROUNDWATER SAMPLES AT TEMPORARY WELLPOINTS WERE ANALYZED FOR TRPH, VOCS, PAHS, Cd, As, Cr, Cu, and Pb. ONLY ARSENIC AND CHLOROMETHANE CONCENTRATIONS ARE SHOWN. OTHER PARAMETERS WERE BELOW THE GCTLS
5. I - CONCENTRATION WAS BETWEEN THE METHOD DETECTION LIMIT (MDL) AND PRACTICAL QUANTITATION LIMIT
6. U - CONCENTRATION BELOW THE MDL

LEGEND:

- TRAIL LIMITS
- MONITORING WELLS
- POTENTIAL PRIVATE WELLS
- SOIL BORING/PERMANENT MONITORING WELL
- SOIL BORING LOCATION
- SOIL BORING/GROUNDWATER TEMPORARY WELL LOCATION
- STEP-OUT SOIL BORINGS
- SOIL BORING/GROUNDWATER TEMPORARY WELL LOCATION/PERMANENT WELL

N

0 150 300

1" = 300'

SCS ENGINEERS

FIGURE 22. GROUNDWATER ANALYTICAL DATA
LUDLAM TRAIL CORRIDOR, MIAMI-DADE COUNTY, FL

09217186.02

PLAN

NOTE:

1. BASE MAP AND PROPERTY BOUNDARY REFER TO MIAMI-DADE COUNTY PROPERTY APPRAISER.

LEGEND:

- PROPERTY BOUNDARY
- MONITORING WELLS
- SOIL BORING/PERMANENT MONITORING WELL
- CHAIN LINK FENCE

N

0 20 40

1" = 40'

SCS ENGINEERS

FIGURE 23. MW-9 AREA
LUDLAM TRAIL CORRIDOR, MIAMI-DADE COUNTY, FL

09217186.02

PLAN

LEGEND:

	PROPERTY BOUNDARY
	MONITORING WELLS
	SOIL BORING/PERMANENT MONITORING WELL
	CHAIN LINK FENCE
(93.15)	GROUNDWATER ELEVATION (FEET)*

N

0 20 40

1" = 40'

NOTES:

1. BASE MAP AND PROPERTY BOUNDARY REFER TO MIAMI-DADE COUNTY PROPERTY APPRAISER.
2. * FEET REFERENCE AN ARBITRARILY SELECTED DATUM (MW-9D)

SCS ENGINEERS

FIGURE 24. MW-9 AREA GROUNDWATER ELEVATIONS
LUDLAM TRAIL CORRIDOR, MIAMI-DADE COUNTY, FL

09217186.02

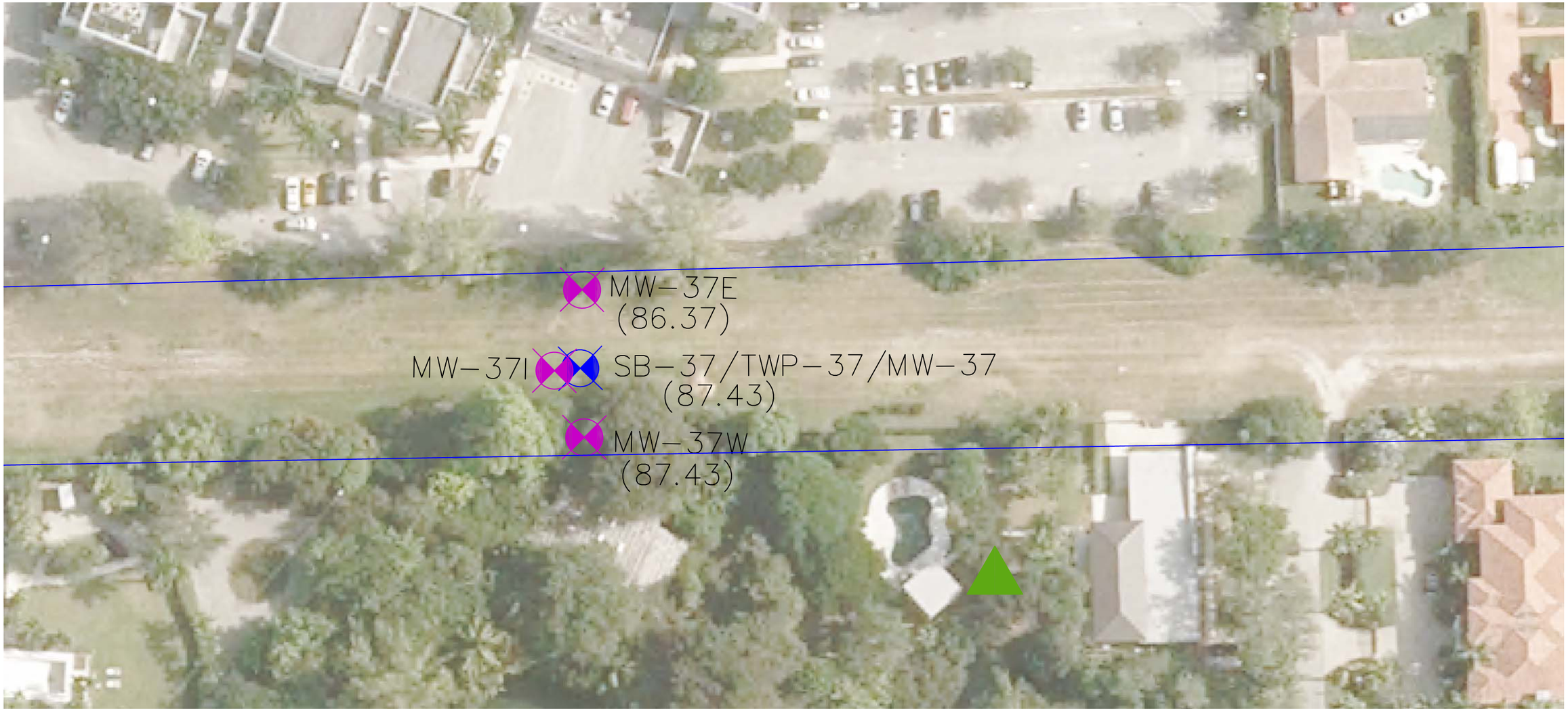

PLAN

NOTE:

1. *FEET REFERENCE AN ARBITRARILY SELECTED DATUM (MW-37I).

LEGEND:

- TRAIL LIMITS
- MONITORING WELLS
- SOIL BORING/GROUNDWATER TEMPORARY WELL LOCATION/PERMANENT WELL
- (87.43) GROUNDWATER ELEVATION (FEET)*

N

0 25 50

1" = 50'

SCS ENGINEERS

FIGURE 25. MW-37 AREA GROUNDWATER ELEVATIONS
LUDLAM TRAIL CORRIDOR, MIAMI-DADE COUNTY, FL

09217186.02

Attachment A

Regulatory Correspondence

MIAMI-DADE COUNTY
Carlos A. Gimenez, Mayor

Department of Regulatory and Economic Resources
Environmental Resources Management
701 NW 1st Court, 4th Floor
Miami, Florida 33136-3912
T 305-372-6700 F 305-372-6982
miamidade.gov

June 15, 2018

Kolleen Cobb
LR 13-18 LLC and FECI LT 1 LLC
2855 Le Jeune Rd., 4th Floor
Coral Gables, FL 33134

CERTIFIED MAIL NO. 7017 0530 0000 6627 7823
RETURN RECEIPT REQUESTED

RE: Boundary Soil Sampling Report - Ludlam Corridor Properties 'All Green Trail' Former 1-Mile and 5-Mile Railroad Corridors ("the Site"), located in portions between NW 7 Street and SW 80 Street and between 69 Avenue and 70 Avenue, (folio numbers: 30-3052-000-0020, 30-4002-000-0111, 30-4011-018-0040, 30-4011-018-0080, 30-4011-000-0050, 30-4011-019-0690, 30-4014-000-0070, 30-4023-000-0500, 30-4026-000-0190, 30-4035-000-0210, 3040-110-19-1100, 30-403-5000-1330, 30-4035-000-1440, and 30-4035-000-1280), Miami-Dade County, Florida (HWR-836).

Dear Ms. Cobb:

The Department of Regulatory and Economic Resources-Division of Environmental Resources Management (DERM) has reviewed the above-referenced document received May 10, 2018 via email. The Report is disapproved and the following comments shall be addressed:

1. Based on the population distribution of arsenic concentrations reported at the boundary of the site (excluding atypical decision units (DUs) DU22, DU29, CS1, CS3, and CS4), DERM concurs with SCS's conclusion that arsenic concentrations are consistent with background concentrations for Miami-Dade County. Therefore, offsite delineation is required to address the arsenic concentrations documented at the property boundaries for the above mentioned atypical DUs; except that, offsite delineation is not required at CS3 and CS4 if the adjacent rail line was is not currently or historically owned by FECI or its affiliates.

2. The report indicates that multiple DUs exceed the applicable Soil Cleanup Target Level (SCTL) per Section 24-44(2)(f), Code of Miami-Dade County (the Code), for benzo(a)pyrene total equivalents (BaP TEQ). Additionally, DERM has reviewed SCS's background evaluation of the data from residential/school DUs: DU1, DU2, DU3A, DU3B, DU4 thru DU6, DU9/CS-DU9, DU10, DU12, DU18, DU19A, DU19B, DU21, DU23 thru DU27, CS5, CS6, CS7, CS-DU9A and is unable to concur with SCS's conclusion that the BaP TEQ concentrations from the 0-6" interval of the specified DUs are consistent with MDC background concentrations (see technical memorandum *Miami-Dade County Anthropogenic Background Study* dated April 3, 2014). Specifically, a two sample comparison of the data from the afore-mentioned DUs versus the DERM background data indicates that there is a statistically significant difference between the two populations for the 0-6" interval (Mann-Whitney; Test P-value = 4.328E-7, 95% confidence level)). Please note that the DERM composite sample results, DU13 (spur line near boundary) and CS2 (~100 ft. from active rail line) were not included in the above statistical evaluation. Additionally, the 95% UCL value was used for replicate samples (consistent with ITRC ISM Guidance Chapter 7).

   DERM concurs that the data from the 6-24" and 2-4' intervals are consistent with MDC background BaP TEQ distribution for 6-24" bls interval for the above referenced DUs.

   Offsite delineation is required at the 0-6" interval for any of the above-referenced DUs where the BaP TEQ concentration in the 0-6" interval exceeded the Direct Exposure Residential (DER) SCTL of 0.1 mg/kg.

3. DERM acknowledges that the presence of rail spurs (e.g., DU7, DU13, DU14, DU17, CS2, CS3, CS4etc.) may have contributed to documented BaP TEQ impacts in these sampling units. Therefore, please

Delivering Excellence Every Day

provide information on the current and historic ownership of the spur lines and whether or not the rail spur is currently active. Based on the information provided, additional assessment may be required.

4. The referenced report attributes the documented BaP TEQ impacts in several DU's to encroachments and/or unauthorized historical usage, physical structures (berm (DU7)), and/or asphalt paths (DU17). Be advised that notwithstanding the above unauthorized uses or physical features, as property owner, FECI is liable for any environmental impacts and therefore, DERM requires offsite delineation for BaP TEQ. DERM acknowledges that for some DUs for which offsite sampling is required, access for said sampling is limited because of obstructions (e.g. current encroachments, adjacent land use and/or physical structure(s)-walls, buildings ,etc.,); however, DERM finds that with few exceptions, there are areas, which may be considered representative of the DU, which are accessible for offsite delineation (e.g., DU16 - north of SB-27; DU20-west; DU15A, DU28 - SB-1 thru SB-29; DU30; and DU29. DERM will evaluate the adequacy of offsite delineation in these areas based on the sample results.

5. Several DUs are located directly adjacent to asphalt parking lots and/or commercial/industrial land use (e.g., DU11 (east), DU28, DU16 (SB-28 thru SB-35), DU20 (east), CS8, DU17 (SB-1 thru SB-11), etc.) The report identifies these as potential offsite sources that contributes to the documented BaP TEQ impacts at the property boundary. DERM acknowledges the potential for contribution from these offsite sources and requires that a sampling plan be developed to evaluate and quantify, to the extent possible, the potential contribution from the former railroad activities versus the offsite source.

6. Areas within residential DUs where current encroachments restricted access to the property boundary and where not included in the ISM assessment shall be considered contaminated at the property boundary and shall be incorporated into the applicable off-site sampling plan.

7. Please be advised, in the future, the coefficient of variation (CV) shall be converted to the percent relative standard deviation (%RSD) to evaluate the precision of the data and measure the total error associated with the data attributable to either field sampling or laboratory procedures. DERM calculated the %RSD for BaP TEQ replicate samples and found that multiple DUs exceeded the data quality objective (DQO) of 30%; however, DERM acknowledges that the higher %RSD may be attributable to a high percentage of non-detect results and therefore may skew the %RSD calculations.

8. In areas where the DU represented different land uses (e.g. DU 11) or a combination of areas with historical encroachment/unauthorized uses and areas where the rail use was the only historical use (e.g., DU20, etc.), offsite site sampling that targets these areas separately is recommended.

Based on the above, and pursuant to Sections 24-7(15), 24-7(26), and 24-44(2)(g) of the Code, you are hereby ordered to submit to this office for review, within thirty (30) days of receipt of this letter, two copies of an Off-site Delineation Sampling Plan with the applicable fee of $967.50 ($900 review fee and $67.50 RER Surcharge) addressing the above referenced comments, one paper and one electronic PDF on CD, prepared in accordance with Section 24-44(2)(j)(iv) of the Code.

Be advised that the vertical and horizontal extent of the contaminant plume(s) shall be fully delineated. DERM has the option to split any samples deemed necessary with the consultant or laboratory at the subject site. The consultant collecting the samples shall perform field sampling work in accordance with the Standard Operating Procedures provided in Chapter 62-160, Florida Administrative Code (FAC), as amended. The laboratory analyzing the samples shall perform laboratory analyses pursuant to the National Environmental Laboratory Accreditation Program (NELAP) certification requirements. If the data submitted exhibits a substantial variance from DERM split sample analysis, a complete resampling using two independent certified laboratories will be required.

DERM shall be notified in writing a minimum of three (3) working days prior to the implementation of any sampling or field activities. Email notifications shall be directed to DERMPCD@miamidade.gov. Please include the DERM file number on all correspondence.

Failure to adhere to the items and timeframes stipulated above may result in enforcement action for this site.

Any person aggrieved by any action or decision of the DERM Director may appeal said action or decision to the Environmental Quality Control Board (EQCB) by filing a written notice of appeal along with submittal of the applicable fee, to the Code Coordination and Public Hearings Section of DERM within fifteen (15) days of the date of the action or decision by DERM.

If you have any questions concerning the above, please contact me at Wilbur.Mayorga@miamidade.gov or (305) 372-6700.

Sincerely,

Wilbur Mayorga, P.E., Chief
Environmental Monitoring & Restoration Division

RSVLB/CW
ec: Lee N. Hefty, RER Assistant Director, Division of Environmental Resources Management
Maria I. Nardi, Director, Parks, Recreation and Open Spaces
Matilda Reyes, Assistant Director, Parks, Recreation and Open Spaces
Jose M. Gonzalez, FEC Industries, jose.gonzalez@feci.com
Fangmei Zhang, P.E., PhD, SCS Engineers, fzhang@scsengineers.com
Lisa Smith, SCS Engineers, lsmith@scsengineers.com
Howard Nelson, Bilzin Sumberg, hnelson@bilzin.com
HWR-836

MIAMI-DADE COUNTY
Carlos A. Gimenez, Mayor

Department of Regulatory and Economic Resources
Environmental Resources Management
701 NW 1st Court, 4th Floor
Miami, Florida 33136-3912
T 305-372-6700 F 305-372-6982
miamidade.gov

June 25, 2018

Kolleen Cobb
LR 13-18 LLC and FECI LT 1 LLC
2855 Le Jeune Rd., 4th Floor
Coral Gables, FL 33134

CERTIFIED MAIL NO. 7017 2400 0000 7835 1652
RETURN RECEIPT REQUESTED

RE: Soil and Groundwater Sampling Report dated February 14, 2018 and Groundwater Sampling Report dated May 23, 2018 - Ludlam Corridor Properties 'All Green Trail' Former 1-Mile and 5-Mile Railroad Corridors ("the Site"), located in portions between NW 7 Street and SW 80 Street and between 69 Avenue and 70 Avenue, (folio numbers: 30-3052-000-0020, 30-4002-000-0111, 30-4011-018-0040, 30-4011-018-0080, 30-4011-000-0050, 30-4011-019-0690, 30-4014-000-0070, 30-4023-000-0500, 30-4026-000-0190, 30-4035-000-0210, 3040-110-19-1100, 30-403-5000-1330, 30-4035-000-1440, and 30-4035-000-1280), Miami-Dade County, Florida (HWR-836).

Dear Ms. Cobb:

The Department of Regulatory and Economic Resources-Division of Environmental Resources Management (DERM) has reviewed the above-referenced document received February 16, 2018 and May 25, 2018, respectively and offers the following comments:

1. Arsenic groundwater samples from MW-9W (14.5 ug/l) located on the western property boundary exceeded the Groundwater Cleanup Target Level (GCTL). Additionally, arsenic results from the intermediate monitoring well MW-9I (151 ug/l) exceed the GCTL. Therefore, a deep vertical extent monitoring well shall be installed in the vicinity of MW-9 and MW-9I. Additionally, a shallow and intermediate depth (equivalent to MW-9I) monitoring well shall be installed west of MW-9W. DERM acknowledges that MW-9W was installed thirty (30) feet from the western property boundary due to an encroachment. However, alternative sampling strategies (e.g., horizontal well, etc.) or access to the encroached area shall be conducted or obtained to complete delineation of arsenic contaminated groundwater. Based on the results, additional assessment may be required.

2. Comment 6 of DERM's correspondence dated October 31, 2017 has not been addressed. Specifically, resampling soils for Total Recoverable Petroleum Hydrocarbon (TRPH) speciation for those samples that exceeded holding times (i.e., SB-8 (2-4'), SB-9 (0-0.5'), SB-12 (0-0.5'), SB-16 (0-0.5'), SB-20 (0-0.5'), and SB-24 (0-0.5'), etc.) has not been conducted. Therefore, confirmation samples shall be collected for TRPH speciation for the above-referenced soil boings. Alternatively, you have the option of collecting boundary soil samples from the appropriate depth intervals at the eastern and western property boundary to complete soil TRPH delineation. If TRPH speciation is not conducted, then a monitoring well shall be installed at SB-8, SB-16, SB-20, and SB-24. The newly

Delivering Excellence Every Day

installed monitoring wells and existing monitoring wells MW-9 and MW-12 shall be sampled for TRPH to confirm soils have not leached TRPH into the groundwater. Alternatively, you have the option of conducting Synthetic Precipitation Leaching Procedure (SPLP) on the above-referenced soil samples to determine if leachate concentrations exceed the applicable GCTL.

3. Please be advised that additional groundwater assessment will be required in areas of proposed drainage unless groundwater monitoring well data in the immediate vicinity can demonstrate that groundwater contamination is not present.

4. Please provide a response to comment #9 from DERM's correspondence dated December 21, 2017.

5. Please address comments #7, #10, #11, #12, #13, #15, #17, and #18 of DERM's letter dated October 31, 2017.

Be advised that the vertical and horizontal extent of the contaminant plume(s) shall be fully delineated. DERM has the option to split any samples deemed necessary with the consultant or laboratory at the subject site. The consultant collecting the samples shall perform field sampling work in accordance with the Standard Operating Procedures provided in Chapter 62-160, Florida Administrative Code (FAC), as amended. The laboratory analyzing the samples shall perform laboratory analyses pursuant to the National Environmental Laboratory Accreditation Program (NELAP) certification requirements. If the data submitted exhibits a substantial variance from DERM split sample analysis, a complete resampling using two independent certified laboratories will be required.

DERM shall be notified in writing a minimum of three (3) working days prior to the implementation of any sampling or field activities. Email notifications shall be directed to DERMPCD@miamidade.gov. Please include the DERM file number on all correspondence.

Based on the above, and pursuant to Sections 24-7(15), 24-7(26), and 24-44(2)(g) of the Code, you are hereby ordered to submit to this office for review, within forty-five (45) days of receipt of this letter, two copies of an addendum to the Site Assessment Report (SAR), one paper and one electronic PDF on CD, prepared in accordance with Section 24-44(2)(j)(iv) of the Code. A review fee of $2,176.88 ($1,451.25 (includes $101.25 surcharge) past due for review of the above-referenced report and $675 plus the 7.5% RER surcharge of $50.63) shall be included with the report. Specific guidance for the preparation of the SAR may be downloaded from DERM's web page at: www.miamidade.gov/environment/pollution-remediation.asp.

Be advised, failure to adhere to the items and timeframes stipulated above may result in enforcement action for this site.

Any person aggrieved by any action or decision of the DERM Director may appeal said action or decision to the Environmental Quality Control Board (EQCB) by filing a written notice of appeal along with submittal of the applicable fee, to the Code Coordination and Public Hearings Section of DERM within fifteen (15) days of the date of the action or decision by DERM.

If you have any questions concerning the above, please contact me at Wilbur.Mayorga@miamidade.gov or (305) 372-6700.

Sincerely,

Wilbur Mayorga, P.E., Chief
Environmental Monitoring & Restoration Division

cw
ec: Lee N. Hefty, RER Assistant Director, Division of Environmental Resources Management
Becky Varley, Julie Balogh – DERM
Maria I. Nardi, Director, Parks, Recreation and Open Spaces
Matilda Reyes, Assistant Director, Parks, Recreation and Open Spaces
Jose M. Gonzalez, FEC Industries, jose.gonzalez@feci.com
Fangmei Zhang, P.E., PhD, SCS Engineers, fzhang@scsengineers.com
Lisa Smith, SCS Engineers, lsmith@scsengineers.com
Howard Nelson, Bilzin Sumberg, hnelson@bilzin.com
HWR-716

MIAMI-DADE COUNTY
Carlos A. Gimenez, Mayor

Department of Regulatory and Economic Resources
Environmental Resources Management
701 NW 1st Court, 4th Floor
Miami, Florida 33136-3912
T 305-372-6700 F 305-372-6982
miamidade.gov

September 4, 2018

Kolleen Cobb
LR 13-18 LLC and FECI LT 1 LLC
117 NE 1st Ave, 11th Floor
Miami, FL 33132

CERTIFIED MAIL NO. 7015 0640 0001 5023 4907
RETURN RECEIPT REQUESTED

RE: Preliminary Boundary Soil and Groundwater Sampling Reports - Ludlam Corridor Properties 'All Green Trail' Former 1-Mile and 5-Mile Railroad Corridors ("the Site"), located in portions between NW 7 Street and SW 80 Street and between 69 Avenue and 70 Avenue, (folio numbers: 30-3052-000-0020, 30-4002-000-0111, 30-4011-018-0040, 30-4011-018-0080, 30-4011-000-0050, 30-4011-019-0690, 30-4014-000-0070, 30-4023-000-0500, 30-4026-000-0190, 30-4035-000-0210, 3040-110-19-1100, 30-403-5000-1330, 30-4035-000-1440, and 30-4035-000-1280), Miami-Dade County, Florida (HWR-836).

Dear Ms. Cobb:

The Department of Regulatory and Economic Resources-Division of Environmental Resources Management (DERM) has reviewed the above-referenced documents received August 10, 15 and 17, and August 20, 2018 via email and offers the following comments:

1. Based on the information provided, the following Decision Units (DUs) require additional assessment to demonstrate that contaminant levels at the property boundary meet the applicable Soil Cleanup Target Level (SCTL) and/or are consistent with Miami-Dade County anthropogenic background concentrations.

    a. DU11: DERM acknowledges that a transect sample was collected from the centerline to the eastern property boundary that demonstrated the eastern property boundary meets the SCTL for benzo(a)pyrene total equivalents (BaP TEQ). However, the western property boundary abutting a residential complex was not addressed. Therefore, confirmation boundary soil assessment from 0-6" shall be conducted along the western property boundary for BaP TEQ from the 0-6" interval.

    b. DU28:

        i. SBA-63: Based on the BaP TEQ results from the 6-24" interval (3.0 mg/kg), collect a soil sample at the western property boundary into the parking lot encroachment area at SBA-63 from the 6-24" interval for BaP TEQ. DERM acknowledges that the adjacent property is/was being used for parking/driveway, therefore a soil sample from the 0-6" interval, which may have been affected from runoff/asphalt, is not required.

confirmation sample results confirm the documented concentrations of BaP TEQ, or if confirmation sampling is not conducted, then the soil boring shall be delineated offsite along the western property boundary.

c. DU22: SBA-43, SBA-45, and SBA-49 through SBA-52 (adjacent residential land use) exceeded the residential direct exposure (DER) SCTL and are inconsistent with background concentrations for BaP TEQ and/or arsenic from the 0-6" and 6-24" intervals. Therefore, the soil boring locations shall be delineated offsite along the eastern property boundary for BaP TEQ from the 0-6" and 6-24" intervals. Additionally, SBA-50 though SBA-52 shall be sampled for arsenic from the 0-6" and 6-24" intervals.

d. DU25: SBA-139 (0-6") (adjacent residential landuse) BaP TEQ results exceeded the applicable SCTL and is inconsistent with background concentrations. Therefore, collect 2 confirmation samples within one (1) foot of the original soil boring location and analyze for BaP TEQ from the 0-6" interval. If confirmation sample results confirm concentrations of BaP TEQ, or if confirmation sampling is not conducted, then the soil boring shall be delineated offsite along the western property boundary.

e. DU30: confirmation boundary soil assessment for BaP TEQ from the 0-6" and 6-24" intervals shall be conducted along the eastern property boundary of the southern section of DU30 and along the western property boundary of the northern section of DU30. If confirmation sample results exceed the applicable SCTL, or if confirmation sampling is not conducted, then offsite delineation shall be conducted.

f. DU17: SBA-61 is adjacent to a residential lot and BaP TEQ results from the 0-6" interval exceed the applicable SCTL. Therefore, SBA-61 from 0-6" shall be delineated offsite along the eastern property boundary for BaP TEQ.

2. Please be advised that based on the most recent boundary confirmation sample results provided in the above-referenced reports, data suggests that BaP TEQ impacted soils can be successfully delineated to the property boundary in areas of adjacent parking lots and/or commercial/industrial landuse. Therefore, confirmation boundary sampling shall be conducted from the appropriate interval(s), based on previous ISM sample results, at the following DUs where confirmation sampling was not conducted: CS1, DU15B, CS8, DU20, and DU15A.

3. CS2, CS3, and CS4 are adjacent to an active rail line; therefore, no further soil assessment is required along the property boundary in these DUs.

4. DU29: DERM acknowledges that a physical barrier (i.e., building) is currently present at the property boundary where a historic spur was located. However, based on the magnitude of BaP TEQ (31.6 mg/kg 0-6" and 1.9 mg/kg 6-24"), confirmation boundary assessment shall be conducted closer to the property boundary/building (as feasible with hand augers) or north and south of the building footprint and analyzed for BaP TEQ from 0-6" and 6-24". Based on the results, additional assessment may be required, including offsite as necessary.

5. Based on the results of the newly installed shallow, intermediate, and deep monitoring wells in the vicinity of MW-9, it has been demonstrated that the arsenic plume has been adequately delineated and does not extend offsite.

6. In reference to comment No. 2 from DERM's letter dated June 25, 2018 concerning Total Recoverable Petroleum Hydrocarbon (TRPH) speciation results for select soil borings: DERM has re-revaluated the TRPH results and available groundwater data from nearby wells and has determined that MW-9 shall be sampled for TRPH. Therefore, MW-9 shall be sampled for a minimum of one (1) year (4 quarters) for TRPH, which may be incorporated into the Monitoring Only Plan (MOP) in support of a No Further Action with Conditions (NFAC) site closure.

7. A comprehensive report containing the information submitted via email on August 10, 15, and 17, and August 20, 2018 along with all associated laboratory and field documentation (e.g., laboratory quality assurance/quality control report, chain of custody, groundwater sampling logs, soil boring logs, etc.) shall be provided for DERM records. Please include the BaP TEQ conversion calculations for the applicable soil samples.

8. Please provide a continuous appropriately sized scaled site map(s), provided in electronic PDF, that includes all soil boring and ISM sampling locations and results.

Based on the above, and pursuant to Sections 24-7(15), 24-7(26), and 24-44(2)(g) of the Code, you are hereby ordered to submit to this office for review, within thirty (30) days of receipt of this letter, two copies of a Site Assessment Report Addendum (SARA) along with the associated review fee of $725.63 ($675 review fee and $50.63 7.5% RER Surcharge) addressing the above referenced comments, one paper and one electronic PDF on CD, prepared in accordance with Section 24-44(2)(j)(iv) of the Code.

Be advised that the vertical and horizontal extent of the contaminant plume(s) shall be fully delineated. DERM has the option to split any samples deemed necessary with the consultant or laboratory at the subject site. The consultant collecting the samples shall perform field sampling work in accordance with the Standard Operating Procedures provided in Chapter 62-160, Florida Administrative Code (FAC), as amended. The laboratory analyzing the samples shall perform laboratory analyses pursuant to the National Environmental Laboratory Accreditation Program (NELAP) certification requirements. If the data submitted exhibits a substantial variance from DERM split sample analysis, a complete resampling using two independent certified laboratories will be required.

DERM shall be notified in writing a minimum of three (3) working days prior to the implementation of any sampling or field activities. Email notifications shall be directed to DERMPCD@miamidade.gov. Please include the DERM file number on all correspondence.

Failure to adhere to the items and timeframes stipulated above may result in enforcement action for this site.

Any person aggrieved by any action or decision of the DERM Director may appeal said action or decision to the Environmental Quality Control Board (EQCB) by filing a written notice of appeal along with submittal of the applicable fee, to the Code Coordination and Public Hearings Section of DERM within fifteen (15) days of the date of the action or decision by DERM.

If you have any questions concerning the above, please contact me at Wilbur.Mayorga@miamidade.gov or (305) 372-6700.

Sincerely,

Wilbur Mayorga, P.E., Chief
Environmental Monitoring & Restoration Division

LB/CW

ec: Lee N. Hefty, RER Assistant Director, Division of Environmental Resources Management
Maria I. Nardi, Director, Parks, Recreation and Open Spaces
Matilda Reyes, Assistant Director, Parks, Recreation and Open Spaces
Jose M. Gonzalez, FEC Industries, jose.gonzalez@feci.com
Fangmei Zhang, P.E., PhD, SCS Engineers, fzhang@scsengineers.com
Lisa Smith, SCS Engineers, lsmith@scsengineers.com
Howard Nelson, Bilzin Sumberg, hnelson@bilzin.com
Becky Varley – DERM
HWR-836

MIAMI-DADE COUNTY

Carlos A. Gimenez, Mayor

Department of Regulatory and Economic Resources
Environmental Resources Management
701 NW 1st Court, 4th Floor
Miami, Florida 33136-3912
T 305-372-6700 F 305-372-6982

miamidade.gov

September 17, 2018

Kolleen Cobb
LR 13-18 LLC and FECI LT 1 LLC
117 NE 1st Ave, 11th Floor
Miami, FL 33132

CERTIFIED MAIL NO. 7015 0640 0001 5023 4952
RETURN RECEIPT REQUESTED

RE: Proposed Boundary Soil Additional Sampling Plan dated September 12, 2018 - Ludlam Corridor Properties 'All Green Trail' Former 1-Mile and 5-Mile Railroad Corridors ("the Site"), located in portions between NW 7 Street and SW 80 Street and between 69 Avenue and 70 Avenue, (folio numbers: 30-3052-000-0020, 30-4002-000-0111, 30-4011-018-0040, 30-4011-018-0080, 30-4011-000-0050, 30-4011-019-0690, 30-4014-000-0070, 30-4023-000-0500, 30-4026-000-0190, 30-4035-000-0210, 3040-110-19-1100, 30-403-5000-1330, 30-4035-000-1440, and 30-4035-000-1280), Miami-Dade County, Florida (HWR-836).

Dear Ms. Cobb:

The Department of Regulatory and Economic Resources-Division of Environmental Resources Management (DERM) has reviewed the above-referenced documents received September 12, 2018 via email and offers the following comments:

1. DU17 and DU22: DERM acknowledges that offsite samples will be collected by DERM staff.

2. DU25: Please be advised that the BaP result from SBA-139 0-6" (0.5 mg/kg) does not fall within the established BaP background distribution and appears to be an outlier concentration based on the BaP results of the other four confirmation samples within the DU. Therefore, two (2) confirmation samples for BaP from 0-6" shall be collected within one (1) foot of SBA-139. If confirmation samples confirm the initial BaP result of 0.5 mg/kg, then DERM will collect offsite samples. However, if confirmation sampling is not conducted, then SCS shall conduct offsite sampling.

3. DU11 (west side): An additional discrete sample shall be added. Additionally, the discrete samples shall be collected as close to the boundary as physically feasible using a hand auger (i.e., not in the former ISM increment locations, etc.).

4. DU15B: Based on the scaled site map provided, the proposed subsample locations for the 5-point compost sample appear to be in the same location as the ISM increment locations. Please move the locations of the composite subsamples to be as close to the boundary as physically feasible with a hand auger.

5. DU20: No objection to proposed 5-point composite sample from the west side. However, for the east side, while DERM acknowledges an underground gas line exists in the area, the location and depth of the utility shall be marked to determine the feasibility of collecting surficial samples (0-6") utilizing a hand auger.

6. DU28: No objection. However, two confirmation samples shall be collected at SBA-20 for BaP from both the 0-6" and 6-24" interval.

7. CS1, CS8, DU15A/COMP DU15A1/COMP DU15A2, DU29, and DU30: No objection

Based on the above, and pursuant to Sections 24-7(15), 24-7(26), and 24-44(2)(g) of the Code, you are hereby ordered to submit to this office for review, within thirty (30) days of receipt of this letter, two copies of a Site Assessment Report Addendum (SARA) along with the associated review fee of $725.63 ($675 review fee and $50.63 7.5% RER Surcharge) addressing the above referenced comments, one paper and one electronic PDF on CD, prepared in accordance with Section 24-44(2)(j)(iv) of the Code.

Delivering Excellence Every Day

Be advised that the vertical and horizontal extent of the contaminant plume(s) shall be fully delineated. DERM has the option to split any samples deemed necessary with the consultant or laboratory at the subject site. The consultant collecting the samples shall perform field sampling work in accordance with the Standard Operating Procedures provided in Chapter

62-160, Florida Administrative Code (FAC), as amended. The laboratory analyzing the samples shall perform laboratory analyses pursuant to the National Environmental Laboratory Accreditation Program (NELAP) certification requirements. If the data submitted exhibits a substantial variance from DERM split sample analysis, a complete resampling using two independent certified laboratories will be required.

DERM shall be notified in writing a minimum of three (3) working days prior to the implementation of any sampling or field activities. Email notifications shall be directed to DERMPCD@miamidade.gov. Please include the DERM file number on all correspondence.

Failure to adhere to the items and timeframes stipulated above may result in enforcement action for this site.

Any person aggrieved by any action or decision of the DERM Director may appeal said action or decision to the Environmental Quality Control Board (EQCB) by filing a written notice of appeal along with submittal of the applicable fee, to the Code Coordination and Public Hearings Section of DERM within fifteen (15) days of the date of the action or decision by DERM.

If you have any questions concerning the above, please contact me at Wilbur.Mayorga@miamidade.gov or (305) 372-6700.

Sincerely,

Wilbur Mayorga, P.E., Chief
Environmental Monitoring & Restoration Division

LB/CW
ec: Lee N. Hefty, RER Assistant Director, Division of Environmental Resources Management
Maria I. Nardi, Director, Parks, Recreation and Open Spaces
Matilda Reyes, Assistant Director, Parks, Recreation and Open Spaces
Jose M. Gonzalez, FEC Industries, jose.gonzalez@feci.com
Fangmei Zhang, P.E., PhD, SCS Engineers, fzhang@scsengineers.com
Lisa Smith, SCS Engineers, lsmith@scsengineers.com
Howard Nelson, Bilzin Sumberg, hnelson@bilzin.com
Becky Varley – DERM
HWR-836

Attachment B

Responses to DERM's June 25, 2018 Letter

October 16, 2018

File No. 09217186.02

Mr. Wilbur Mayorga, P.E.

Miami-Dade Regulatory and Economic Resources Department

Division of Environmental Resources Management

701 NW 1st Court, 4th Floor

Miami, Florida 33136

Re: **Ludlum Corridor Properties 'All Green Trail'**
Former 1-Mile and 5-Mile Railroad Corridors
Between NW 7th and SW 80th Streets, Miami, Florida
DERM HWR-836

Subject: **Response to DERM Comments**

Dear Mr. Mayorga:

On behalf of LR 13-18 LLC and FECI LT I, LLC, SCS Engineers (SCS) submits this response to the Miami-Dade County Department of Regulatory and Economic Resources, Division of Environmental Resources Management (DERM)'s June 25, 2018 letter, for the above referenced site. The June 25, 2018, DERM correspondence references comments provided in DERM's October 31, 2017 and December 21, 2017 letters. Copies of the relevant regulatory letters are provided as **Attachment B1**.

Below are DERM's comments from the October 31, 2017 and December 21, 2017 letters, referenced in the June 25, 2018, letter. DERM's comments are provided in italicized text followed by SCS' response. Note that the comments in the DERM letters referenced above, which are not addressed in this submittal, were addressed in previous submittals.

6. *For those samples that exceeded holding times, resamples shall be collected if the data will be used to demonstrate compliance with the applicable CTLs (e.g., soil Speciation for FL-PRO and SPLP PAH results, etc.) or to delineate the vertical and/or horizontal extent of contamination. The analysis for samples that exceeded holding times with results above the applicable CTL may also be repeated. Be advised, if the resamples meet the applicable criteria, no additional sampling will be required.*

SCS Response: As indicated in DERM's September 4, 2018 correspondence, DERM has re-evaluated TRPH results and requested a minimum of one year quarterly monitoring for TRPH at MW-9.

7. *The soil and groundwater summary tables shall be revised to include the results with the assigned qualifier, as applicable. Also, the report shall include a discussion regarding the QA/QC issues (qualifiers) and the potential implications with respect to the validity of the sample results.*

SCS Response: Acknowledged. The tables in the Phase II Environmental Site Assessment Report, dated October 18, 2017, were revised to include the applicable qualifiers based on the laboratory reports and are included as **Attachment B2**. The qualifiers reported would not impact the validity of the sample results as detailed below. Note that the discussion below pertains to the qualifiers that could have potentially had an impact on the sampling results.

We are aware that limited data were analyzed beyond the acceptable holding time ("Q" qualifier) due to the interruption of hurricane Irma in 2017. A significant amount of valid data was collected subsequently for further assessment. The data with qualifier "Q" do not impact the evaluation of the soil or groundwater quality at the site. Based on review of the laboratory reports, the laboratory control sample (LCS) and matrix spike (MS) and matrix spike duplicate (MSD) generally meet quality control standards.

Data with qualifier "J(L1)" indicates an estimated value where analyte recovery in the LCS was above the quality control (QC) limits. Data with "J(L1)" qualifier are below the laboratory method detection limit (MDL) or below the applicable cleanup target level (CTL), except for TWP-12, which was slightly above the groundwater cleanup target level (GCTL) for arsenic. The arsenic concentration at TWP-12 was qualified with qualifier "L5," indicating the batch was accepted based on matrix spike recovery within LCS limits.

Data with qualifier "J(M1)" indicates an estimated value where matrix spike recovery exceeds QC limits, however, the batches were accepted based on the LCS recovery. Reported analytical results for synthetic precipitate leaching procedure (SPLP) PAHs with the qualifier "J(M1)" were reported below the GCTL or MDL. Total arsenic concentrations for three samples exceeding the residential SCTL and two samples exceeding the commercial/industrial SCTL are outside the QC limits for the MSD, however, they are within the QC limits for the MS and LCS.

SB-11 (4-6) reported SPLP benzo(g,h,i)perylene with the qualifier "J(L1)" and "J(M0)," which indicates an estimated value where the matrix spike recovery was outside laboratory control limits. The sample (0.000028 mg/L) was reported significantly below the GCTL of 0.21 mg/L; therefore, despite the sample result bias, the concentration was reported orders of magnitude lower than the GCTL.

Data with qualifier "CH" indicates results may be biased high. One soil sample (0.0035 mg/L for SPLP benzo(g,h,i)perylene) was reported with qualifier "CH", which was reported significantly below the GCTL of 0.21 mg/L; therefore, the sample was not affected by the high bias.

Data with qualifier "L" indicates an off scale high and the actual value known to be greater than value given. Two of three samples reported with the qualifier "L" significantly exceeded the SCTL for PAHs; therefore, the sample results are considered a true exceedance. Based on review of the laboratory report, samples with the qualifier "L" were within the QC limits for the LCS and MS/MSD.

10. *Table 3 (MW Construction Details) shall be updated to include the top of casing elevation, depth to groundwater and water table elevations.*

SCS Response: Acknowledged. A top-of-casing survey was completed for the areas around MW-9 and MW-37 where multiple monitoring wells are present in the vicinity so that groundwater flow direction could be interpreted. Groundwater elevation data are provided on **Table 3** and depicted on **Figures 24** and **25** in **Attachment B3**.

11. *The dissolved Arsenic laboratory results for TWP-27, 33 and 37 are missing and shall be provided in the next submittal.*

SCS Response: Acknowledged. The dissolved arsenic lab results (report numbers 35333644, and 35333645) for these locations are presented in **Attachment B4**.

12. *Chain of custody forms for TWP-21, 19 and 18 are missing and shall be provided in the next submittal.*

SCS Response: These samples were inadvertently not put on a chain of custody when the samples were submitted for analysis; therefore, the samples were logged in without the chain. The associated lab report number is 35333976 (**Attachment B4**).

13. *A soil boring log has SB-20 crossed out and replaced by SB-18, and there is an additional log for SB-20. However, there is a missing Chain of Custody form for SB-18. Verify that the lab data for SB-20 is actually for SB-20 and the lab data for SB-18 is actually for SB-18. Provide a table and map depicting the results at each location with the correct sample results and sample dates and corresponding laboratory report ID #.*

SCS Response: The submitted data in the Phase II Environmental Site Assessment Report, dated October 18, 2017, accurately represent the data for SB-18 and SB-20. SB-18 soil samples were collected on August 31, 2017, and erroneously labeled as SB-20 on the chain of custody in lab report number 3533909, which correctly reported the data for SB-18. SB-20 soil samples were collected on August 30, 2017, and were correctly reported in lab report number 35333605. The two lab reports are presented in **Attachment B4**.

15. *The report references that monitoring wells were resampled for total Arsenic where low pH values were reported due to equipment failure; however, the calibration logs indicate the equipment on the date of sampling (10/3/17 and 10/2/17) was functioning. Provide an explanation regarding the equipment failure and how the equipment was repaired and/or an explanation for the low pH values in the groundwater.*

SCS Response: The cable of the YSI on those sampling dates was malfunctioning. Note that during the calibration, the YSI is in a controlled setting and the cable is straight. However, during the sampling in the field, the cable could be twisted and then cause false readings with a malfunctioned cable. This situation likely occurred in the October 2 and 3, 2017 sampling events. An unusual pH reading is typically the first sign indicating equipment failure. The YSI meter was subsequently repaired.

17. *Monitoring well schematics shall be provided for the permanent wells. In the case where the borehole was over drilled by greater than 3' below the depth of the monitoring well, discuss whether the additional borehole depth will create a preferential pathway for contaminants since the borehole appears to have been completely backfilled with the filter pack (30/65 fine grain sand).*

SCS Response: A monitoring well schematic is presented in **Attachment B5**. Drilling an additional three feet below the depth of the monitoring well was intended to minimize turbidity from the surrounding formation by extending the filter pack. Based on soil borings logs from the site, soil generally consists of fine to medium grained sand and limestone, which generally has a higher permeability compared to 30/65 fine grained sand. Therefore, the additional borehole depth is not expected to create a preferential pathway for contaminants.

18. *Provide disposal receipts for the Investigative Derived Waste (IDW) generated from the monitoring well installation and soil and groundwater sampling. Also, please provide any analytical results required by the disposal facility to properly dispose of the soil/groundwater.*

SCS Response: IDW offsite disposal was conducted on May 8, 2018 and July 24, 2018. IDW disposal manifests are presented in **Attachment B6**. Analytical results provided to the disposal facility were provided to DERM in submittals dated between October 18, 2017 and May 23, 2018.

Below are DERM's comments from the December 21, 2017 letter provided in italicized text followed by SCS' response.

9. *The monitoring well construction data for MW-26, 37W, 37E, 35 and 36 indicate that the borehole above the grout was backfilled with drill cuttings up to 6' above the grout in some cases. Provide an explanation for this practice at these monitoring wells and evaluate and discuss if the material used will prevent surface run-off from migrating down the outside of the well casing or the borehole.*

SCS Response: These monitoring wells were installed with 2-ft by 2-ft concrete pads, which protects the top of the well casing and helps to prevent surface run-off of stormwater from migrating down the outside of the well casing or the adjoining filled borehole. Grout was installed above the filter pack and below the drill cuttings, as a seal to prevent surface run-off from migrating down the borehole and into the sand pack.

Please do not hesitate to contact us with any questions.

Sincerely,

Anthony Pezzotti, P.G.
Project Professional
SCS Engineers

Fangmei Zhang, Ph.D., P.E.
Senior Project Manager
SCS Engineers

cc: Lorna Bucknor, Caroline Wright, Becky Varley – DERM

Jose Gonzalez, Kolleen Cobb – LR 13 – 18 LLC and FECI LT 1 LLC

Howard Nelson – Bilzin Sumberg

Robert Speed, Eddy Smith, Lisa Smith – SCS

Attachments

Attachment B1 – DERM Correspondences

Attachment B2 – Tables

Attachment B3 – Groundwater Elevation Data

Attachment B4 – Laboratory Analytical Reports

Attachment B5 – Sample Well Schematics

Attachment B6 – IDW Disposal Manifests

Attachment B1

DERM Correspondence

MIAMI-DADE COUNTY
Carlos A. Gimenez, Mayor

Department of Regulatory and Economic Resources
Environmental Resources Management
701 NW 1st Court, 4th Floor
Miami, Florida 33136-3912
T 305-372-6700 F 305-372-6982
miamidade.gov

June 25, 2018

Kolleen Cobb
LR 13-18 LLC and FECI LT 1 LLC
2855 Le Jeune Rd., 4th Floor
Coral Gables, FL 33134

CERTIFIED MAIL NO. 7017 2400 0000 7835 1652
RETURN RECEIPT REQUESTED

RE: Soil and Groundwater Sampling Report dated February 14, 2018 and Groundwater Sampling Report dated May 23, 2018 - Ludlam Corridor Properties 'All Green Trail' Former 1-Mile and 5-Mile Railroad Corridors ("the Site"), located in portions between NW 7 Street and SW 80 Street and between 69 Avenue and 70 Avenue, (folio numbers: 30-3052-000-0020, 30-4002-000-0111, 30-4011-018-0040, 30-4011-018-0080, 30-4011-000-0050, 30-4011-019-0690, 30-4014-000-0070, 30-4023-000-0500, 30-4026-000-0190, 30-4035-000-0210, 3040-110-19-1100, 30-403-5000-1330, 30-4035-000-1440, and 30-4035-000-1280), Miami-Dade County, Florida (HWR-836).

Dear Ms. Cobb:

The Department of Regulatory and Economic Resources-Division of Environmental Resources Management (DERM) has reviewed the above-referenced document received February 16, 2018 and May 25, 2018, respectively and offers the following comments:

1. Arsenic groundwater samples from MW-9W (14.5 ug/l) located on the western property boundary exceeded the Groundwater Cleanup Target Level (GCTL). Additionally, arsenic results from the intermediate monitoring well MW-9I (151 ug/l) exceed the GCTL. Therefore, a deep vertical extent monitoring well shall be installed in the vicinity of MW-9 and MW-9I. Additionally, a shallow and intermediate depth (equivalent to MW-9I) monitoring well shall be installed west of MW-9W. DERM acknowledges that MW-9W was installed thirty (30) feet from the western property boundary due to an encroachment. However, alternative sampling strategies (e.g., horizontal well, etc.) or access to the encroached area shall be conducted or obtained to complete delineation of arsenic contaminated groundwater. Based on the results, additional assessment may be required.

2. Comment 6 of DERM's correspondence dated October 31, 2017 has not been addressed. Specifically, resampling soils for Total Recoverable Petroleum Hydrocarbon (TRPH) speciation for those samples that exceeded holding times (i.e., SB-8 (2-4'), SB-9 (0-0.5'), SB-12 (0-0.5'), SB-16 (0-0.5'), SB-20 (0-0.5'), and SB-24 (0-0.5'), etc.) has not been conducted. Therefore, confirmation samples shall be collected for TRPH speciation for the above-referenced soil boings. Alternatively, you have the option of collecting boundary soil samples from the appropriate depth intervals at the eastern and western property boundary to complete soil TRPH delineation. If TRPH speciation is not conducted, then a monitoring well shall be installed at SB-8, SB-16, SB-20, and SB-24. The newly

Delivering Excellence Every Day

installed monitoring wells and existing monitoring wells MW-9 and MW-12 shall be sampled for TRPH to confirm soils have not leached TRPH into the groundwater. Alternatively, you have the option of conducting Synthetic Precipitation Leaching Procedure (SPLP) on the above-referenced soil samples to determine if leachate concentrations exceed the applicable GCTL.

3. Please be advised that additional groundwater assessment will be required in areas of proposed drainage unless groundwater monitoring well data in the immediate vicinity can demonstrate that groundwater contamination is not present.

4. Please provide a response to comment #9 from DERM's correspondence dated December 21, 2017.

5. Please address comments #7, #10, #11, #12, #13, #15, #17, and #18 of DERM's letter dated October 31, 2017.

Be advised that the vertical and horizontal extent of the contaminant plume(s) shall be fully delineated. DERM has the option to split any samples deemed necessary with the consultant or laboratory at the subject site. The consultant collecting the samples shall perform field sampling work in accordance with the Standard Operating Procedures provided in Chapter 62-160, Florida Administrative Code (FAC), as amended. The laboratory analyzing the samples shall perform laboratory analyses pursuant to the National Environmental Laboratory Accreditation Program (NELAP) certification requirements. If the data submitted exhibits a substantial variance from DERM split sample analysis, a complete resampling using two independent certified laboratories will be required.

DERM shall be notified in writing a minimum of three (3) working days prior to the implementation of any sampling or field activities. Email notifications shall be directed to DERMPCD@miamidade.gov. Please include the DERM file number on all correspondence.

Based on the above, and pursuant to Sections 24-7(15), 24-7(26), and 24-44(2)(g) of the Code, you are hereby ordered to submit to this office for review, within forty-five (45) days of receipt of this letter, two copies of an addendum to the Site Assessment Report (SAR), one paper and one electronic PDF on CD, prepared in accordance with Section 24-44(2)(j)(iv) of the Code. A review fee of $2,176.88 ($1,451.25 (includes $101.25 surcharge) past due for review of the above-referenced report and $675 plus the 7.5% RER surcharge of $50.63) shall be included with the report. Specific guidance for the preparation of the SAR may be downloaded from DERM's web page at: www.miamidade.gov/environment/pollution-remediation.asp.

Be advised, failure to adhere to the items and timeframes stipulated above may result in enforcement action for this site.

Any person aggrieved by any action or decision of the DERM Director may appeal said action or decision to the Environmental Quality Control Board (EQCB) by filing a written notice of appeal along with submittal of the applicable fee, to the Code Coordination and Public Hearings Section of DERM within fifteen (15) days of the date of the action or decision by DERM.

If you have any questions concerning the above, please contact me at Wilbur.Mayorga@miamidade.gov or (305) 372-6700.

Sincerely,

Wilbur Mayorga, P.E., Chief
Environmental Monitoring & Restoration Division

cw
ec: Lee N. Hefty, RER Assistant Director, Division of Environmental Resources Management
Becky Varley, Julie Balogh – DERM
Maria I. Nardi, Director, Parks, Recreation and Open Spaces
Matilda Reyes, Assistant Director, Parks, Recreation and Open Spaces
Jose M. Gonzalez, FEC Industries, jose.gonzalez@feci.com
Fangmei Zhang, P.E., PhD, SCS Engineers, fzhang@scsengineers.com
Lisa Smith, SCS Engineers, lsmith@scsengineers.com
Howard Nelson, Bilzin Sumberg, hnelson@bilzin.com
HWR-716

MIAMI-DADE COUNTY
Carlos A. Gimenez, Mayor

Department of Regulatory and Economic Resources
Environmental Resources Management
701 NW 1st Court, 4th Floor
Miami, Florida 33136-3912
T 305-372-6700 F 305-372-6982
miamidade.gov

October 31, 2017

Kolleen Cobb
Flagler Global Logistics LLC
2855 LeJeune Rd, 4th Floor
Coral Gables, FL 33134

CERTIFIED MAIL NO. 7014 1200 0002 0821 5357
RETURN RECEIPT REQUESTED

RE: Phase II Environmental Site Assessment Report dated October 18, 2017 submitted by SCS Engineers for the Ludlam Corridor ("the Site") (HWR-836), located between NW 7 Street and SW 80 Street and between 69 Avenue and 70 Avenue (folio numbers: 30-3052-000-0020, 30-4002-000-0111, 30-4011-018-0040, 30-4011-018-0080, 30-4011-000-0050, 30-4011-019-0690, 30-4014-000-0070, 30-4023-000-0500, 30-4026-000-0190, 30-4035-000-0210, 3040-110-19-1100, 30-403-5000-1330, 30-4035-000-1440, and 30-4035-000-1280), Miami-Dade County, Florida.

Dear Ms. Cobb:

The Department of Regulatory and Economic Resources-Division of Environmental Resources Management (DERM) has reviewed the above-referenced document received October 18, 2017. The levels of Arsenic, Total Recoverable Petroleum Hydrocarbons (TRPH) and Polycyclic Aromatic Hydrocarbons (PAHs) in the soil and Arsenic and Chloromethane in the groundwater constitute violations of Chapter 24, Code of Miami-Dade County (the Code), specifically, Sections 24-44, 24-27, 24-28, and 24-29 of the Code. Therefore, pursuant to Sections 24-7(15), 24-7(26), and 24-44(2)(g) of the Code, a Site Assessment Report (SAR) is required. The following shall be addressed:

1. Based on the magnitude and extent of Arsenic and PAH soil contamination within the corridor, temporary measures to restrict public access (e.g. fencing, etc.) shall be implemented in areas accessible to the public, such as open residential lots and public recreation areas (e.g., no private fencing, etc.) and roadway entrance points. Documentation shall be provided to DERM within fifteen (15) days of receipt of this letter confirming the implementation of access restrictions in all applicable areas.

2. Additional soil assessment is required as follows:

    a. Additional soil assessment is required in areas where residential homes have encroached onto the railway corridor or in areas directly adjacent to the corridor that are known to be frequented for recreational use (e.g. vicinity of SB-24 (adjacent to A.D. Barnes Park), SB-29, SB-30, SB-31, SB-42, etc.). Soil shall be assessed at the 0-6" and 6"-2' intervals for Arsenic and PAHs. Intervals below 2' shall be archived and analyzed pending the results. Figures of soil sample locations and tables of assessment results shall be provided. If assessment results are above applicable cleanup target levels (CTLs) or background concentrations, delineate accordingly, including off-site as needed, and provide a plan to address the contamination.

    b. The Phase II states that "based on the consistency of soil data coupled with our knowledge of similar rail sites and proposed redevelopment, further soil sampling within the Site is not warranted". DERM acknowledges that if the responsible party elects a No Further Action with Conditions with institutional and engineering controls in

Delivering Excellence Every Day

accordance with the Code and associated guidance documents (e.g., pavement, pavers, 2 feet of clean fill or equivalent), further sampling requirements within the interior of the Site may be limited. However, hot spot areas may require delineation regardless of the closure option elected. Additionally, irrespective of the closure option elected, soils at the property boundary, or boundary of the engineering control, if applicable, shall meet the Direct Exposure Residential Soil CTLs, or applicable background concentrations, and leachability based on groundwater criteria. Further, based on the Phase II analytical results, the consistency of soil data has not been demonstrated. For example, several transects demonstrated a lack of reduction in concentrations with distance from the centerline (e.g., SB-1D(0.5-2') and SB-21-1(0.5-2'), etc.). Therefore, a soil sampling plan shall be provided for hot spot delineation and delineation of the contaminated soil horizontally and vertically up to, or at (as applicable), the property boundaries, and, if necessary, beyond. The soil sampling plan shall also consider and address the above-referenced lack of consistency in soil data and include an analysis of potential gaps in soil assessment. Be advised, Arsenic in soil shall be delineated to the regional background values of 3.5 mg/kg in the 0-6" interval and 2.1 in intervals beneath the 0-6" interval, as referenced in DERM's Anthropogenic Background Study for Miami-Dade County Technical Memorandum dated April 3, 2014.

c. Based on the Phase II Arsenic and PAH results, confirming residual contamination from historic railroad use, in those areas containing the highest concentrations of Arsenic and PAHs, a representative number of delineating and/or confirmation soil samples shall be analyzed for cresols, pentachlorophenol and phenol. Based on the results, additional assessment may be required.

d. The soil boring 7 location should have been located in the vicinity of 883854.1331 520871.9264 feet (NAD 1983 State Plane Florida East). Reinstall a soil boring in this vicinity and collect soil samples at the 0-6" and 6"-2' intervals for VOC (full EPA 8260 scan – low levels), PAH, TRPH, Arsenic, Cadmium, Chromium, Lead, and Copper. Intervals below 2' shall be archived and analyzed pending the results.

e. PAH SPLP testing is required at the following locations: SB-1D (6"-2'), SB-8 (0-6"), SB-10-2 (0-6"), SB-12 (0-6"), SB-16 (0-6"), SB-21-2 (0-6"), SB-34 (6"-2'), SB-38 (6"-2') and SB-41-3 (0-6"). Alternatively, in lieu of the SPLP analysis requested above, pursuant to 24-44(2)(f)(ii)2 of the Code, you have the option of conducting one year of groundwater monitoring in the locations specified to demonstrate that contaminants will not leach into the groundwater at concentrations that exceed the applicable CTLs.

f. It appears that a layer of fill was added to the property between SW 40 St and SW 80 St. (SB-24 through SB-49). However, the soil boring logs in these areas do not indicate any major lithological differences between the upper intervals compared to the same intervals throughout the length of the Site. Therefore, provide clarification if fill was observed in soil borings, and if observed, provide documentation of the source and thickness of the fill as well as the length of time the fill has been in place. Include a discussion on how the sampling was adjusted in these areas or whether the fill was

sampled. Be advised that based on the information provided, additional soil and/or groundwater sampling may be required.

3. Additional groundwater sampling is required. A Groundwater Sampling Plan shall be provided to DERM for review and approval that evaluates and addresses the seeming lack of correlation between soil and groundwater data. For example, the highest groundwater Arsenic concentration was documented at MW-37 (78.7 ug/L), where the Arsenic soil concentration immediately above the water table was below the CTL (SB-37, 2.0 mg/kg at 2-4'). The Groundwater Sampling Plan shall also consider lithologic variations and differences in unsaturated soil depths (e.g., SB-33, etc.), and shall address the following:

    a. Horizontal delineation is required in all directions at each location with results above the applicable groundwater CTL. However, monitoring wells that marginally exceeded the Arsenic groundwater CTL of 10 ug/l (e.g., MW-12, etc.) may be resampled to confirm the result. The results from adjacent monitoring wells to the north and south may serve as the north and south delineation points, however consideration should be given to the need to tighten the delineation in the north/south direction for purposes of potential remediation and/or stormwater drainage design and requirements. Contaminated groundwater shall be delineated laterally, in the east-west direction, to the property boundaries, and beyond, if necessary. Sample results from temporary monitoring wells may only be used for screening purposes; samples from permanent monitoring wells (MWs) are required to demonstrate the contaminant plume(s) have been delineated. Depending on the results, additional horizontal and/or vertical delineation may be required.

    b. Groundwater assessment is required in locations that documented the highest soil Arsenic concentrations where groundwater was not assessed (e.g., SB-30, SB-38, SB-39, SB-40, SB-42, etc.). Additionally, groundwater assessment shall be conducted at those locations where Arsenic was documented at the interval directly above the groundwater interface (SB-9, SB-11, SB-13, SB-28, SB-32, SB-46 and SB-48). Based on the results, additional soil and/or groundwater assessment may be required.

    c. A groundwater sample for ammonia is required from MW-33.

    d. Groundwater samples shall be collected for pentachlorophenol, phenol and cresols at locations MW-37, MW-33, MW-29 and MW-7, and at any soil sample location where these contaminants exceed leachability based on groundwater CTLs, upon addressing comment 2c. above, if applicable.

    e. The analytical results for Chloromethane in the temporary wells exceeded the applicable groundwater criteria at location TWP-12, TWP-23, and TWP-31, however only one permanent well was installed and sampled at location TWP-12. The report states that Chloromethane is not believed to be a potential contaminant of concern in the groundwater. Please provide additional explanation regarding this conclusion.

    f. Based on the soil Arsenic concentrations in the locations of SB-47 and SB-49, and the potential presence of private residential wells in these areas, permanent shallow

monitoring wells shall be installed in these locations. Additionally, based on the Arsenic concentration in MW-37, and it's proximity to residences with potential private wells, a vertical extent well shall be installed immediately adjacent to MW-37. Note that permanent or temporary surface casing should be used to minimize the potential for contaminant drag-down. An evaluation of the need for double-casing of vertical extent wells shall be based on lithology, zone of contamination, and the existence of a confining/retarding unit.

g. Based on the results for TCLP Lead at location SB-21-2(0-6") and SB-21-4 (0-6"), exceeding the groundwater CTL, and total Lead exceeding the Miami-Dade County Lead background concentration in certain locations, the Groundwater Sampling Plan shall propose the sampling of representative monitoring wells for Lead to demonstrate lack of leaching.

h. Based on the SPLP PAH results, the monitoring wells requested in the areas of SB-9, SB-11, SB-13, SB-40, SB-42 and SB-47 for arsenic analysis shall also be sampled for PAHs. Additionally, install a permanent shallow monitoring well for PAH analysis at the following locations: SB-2, SB-15, SB-21-5, SB-22, SB-23, SB-24, SB-25, SB-26, SB-35 and SB-44. However, for those locations that had SPLP PAH results with a qualifier indicating that the sample exceeded holding times, resampling and analysis for SPLP PAH may be conducted to demonstrate compliance with the groundwater CTLs.

i. Be advised that the monitoring wells shall be sampled using the low-flow/low-volume purging and sampling technique to reduce sample turbidity.

4. A well survey shall be conducted that identifies the location of all municipal/public wells and private supply wells (e.g., potable, irrigation, industrial, etc.) identified within ½ mile and ¼ mile, respectively, of the Site. A table summarizing the capacity, use and well construction details of all the water supply wells identified and a well location map shall be provided. Be advised that based on the private well locations and depths, and the results of the additional groundwater assessment, additional vertical extent wells may be required.

5. Provide a scaled site map clearly depicting easements and lease boundaries. Also, provide a site map showing all surface and sub-surface features such as utilities, current and past above and underground structures, current and past storage areas, local drainage features, natural and man-made structures that may influence mounding or plume migration and existing land cover.

6. For those samples that exceeded holding times, resamples shall be collected if the data will be used to demonstrate compliance with the applicable CTLs (e.g., soil Speciation for FL-PRO and SPLP PAH results, etc.) or to delineate the vertical and/or horizontal extent of contamination. The analysis for samples that exceeded holding times with results above the applicable CTL may also be repeated. Be advised, if the resamples meet the applicable criteria, no additional sampling will be required.

7. The soil and groundwater summary tables shall be revised to include the results with the assigned qualifier, as applicable. Also, the report shall include a discussion regarding the

QA/QC issues (qualifiers) and the potential implications with respect to the validity of the sample results.

8. One or more scaled site maps that illustrate the degree and extent of groundwater and soil (for each sampling interval) contamination using sufficient isoconcentration lines, as feasible, shall be provided in the next submittal.

9. The following errors on the summary tables and figures shall be corrected:

    a. SB-32 (0-0.5 and (0.5-2) metals data is not in Table 7.
    b. Revise labels for SB-22 intervals on the tables and maps. Clarify that the results are correct for the intervals provided.
    c. Table 5 SB-46 results entered under the SB-49-1 row shall be revised.
    d. Verify the correct location of SB-13 since the coordinates as plotted indicate the location is approximately 790' south of SB-12 and approximately 275' north of SB-14, not 500' from each. Similarly, the coordinates as plotted for SB-33-2 are approximately 310' north of the SB-33 transect, please verify the correct location.
    e. Verify the correct location of SB-1 and associated transect soil borings since the coordinates as plotted indicate the location of all of the soil borings are on the east side of the railroad track.
    f. Based on the groundwater sampling logs, the sample date for MW-7, MW-33, MW-43, MW-45 and MW-37 was 10/3/17 and not 10/2/17 as indicated in Table 9.

10. Table 3 (MW Construction Details) shall be updated to include the top of casing elevation, depth to groundwater and water table elevations.

11. The dissolved Arsenic laboratory results for TWP-27, 33 and 37 are missing and shall be provided in the next submittal.

12. Chain of custody forms for TWP-21, 19 and 18 are missing and shall be provided in the next submittal.

13. A soil boring log has SB-20 crossed out and replaced by SB-18, and there is an additional log for SB-20. However, there is a missing Chain of Custody form for SB-18. Verify that the lab data for SB-20 is actually for SB-20 and the lab data for SB-18 is actually for SB-18. Provide a table and map depicting the results at each location with the correct sample results and sample dates and corresponding laboratory report ID #.

14. Clarify the discrepancy between MW-37 installed and sampled at location TWP-39 and subsequently placed at TWP-37 location. The report indicates the well ID in sampling logs and the laboratory report was shown as MW-37 at the MW-39 location. Provide a table and map depicting the results at each location with the correct sample results and sample dates and corresponding laboratory report ID #.

15. The report references that monitoring wells were resampled for total Arsenic where low pH values were reported due to equipment failure; however, the calibration logs indicate the equipment on the date of sampling (10/3/17 and 10/2/17) was functioning. Provide an

explanation regarding the equipment failure and how the equipment was repaired and/or an explanation for the low pH values in the groundwater.

16. The tubing material referenced on the groundwater sampling logs is "PE". Please include additional information regarding whether the tubing is low density or high density polyethylene (PE) for the sampling event at MW-12 and in all future groundwater sampling logs.

17. Monitoring well schematics shall be provided for the permanent wells. In the case where the borehole was over drilled by greater than 3' below the depth of the monitoring well, discuss whether the additional borehole depth will create a preferential pathway for contaminants since the borehole appears to have been completely backfilled with the filter pack (30/65 fine grain sand).

18. Provide disposal receipts for the Investigative Derived Waste (IDW) generated from the monitoring well installation and soil and groundwater sampling. Also, please provide any analytical results required by the disposal facility to properly dispose of the soil/groundwater.

19. The report references an average concentration of Benzo(a)pyrene Equivalents of 1.5 mg/kg. Please explain how this average concentration was calculated.

20. Please note that the folio number "30-4035-000-01530", referenced on page 1 of the Phase II, is not a valid folio.

21. Be advised that per the Miami Dade County Parks, Recreation and Open Spaces Department (PROS), site plans or cross sections for the Ludlam Trail have not yet been developed. Therefore, any conceptual corrective action plan and/or engineering control proposal that utilizes elements of the trail design, such as the width of paved areas, requires consultation with and approval by PROS.

22. As discussed in the October 16, 2017 DERM meeting and as stated in the report, a topographic survey shall be completed and submitted in electronic (AutoCAD) format as well as hard copy.

23. Future Development Concerns:

    a. Any proposed development of the Ludlam Trail resulting in greater than 2 acres of impervious surface will require a surface water management General Permit from the DERM, for construction of the required stormwater management system. A Class IV permit in areas of groundwater contamination will also be required. Be advised, additional groundwater assessment will be required in areas of proposed stormwater drainage, unless recent (within 9 months) groundwater data for the contaminants of concern exists for the area in question.

    b. Based on the review of the Phase I received September 14, 2015, additional soil and groundwater sampling pursuant to the letter dated October 29, 2015, will be required within the portions of the Ludlam Trail contemplated to be retained by FECI. Additional assessment may be required based on the results.

c. Once site assessment activities have been completed, and prior to site development and earthwork activities, a site specific Contaminated Soil Management Plan (SMP), Air Monitoring Plan (AMP), Dust Control Plan (DCP), and Health and Safety Plan (HASP), signed by a certified industrial hygienist, shall be provided to the department for review.

Based on the above, and pursuant to Sections 24-7(15), 24-7(26), and 24-44(2)(g) of the Code, you are hereby ordered to submit to this office for review, within ninety (90) days of receipt of this letter, two copies of a Site Assessment Report (SAR), one paper and one electronic PDF on CD, prepared in accordance with Section 24-44(2)(j)(iv) of the Code. A review fee of $1451.25 ($1350 for the review of the SAR and $101.25 for the RER surcharge) shall be included. Specific guidance for the preparation of the SAR may be downloaded from DERM's web page at: www.miamidade.gov/environment/pollution-remediation.asp. Additionally, the documentation of access restriction implementation and the topographic survey shall be provided within fifteen (15) days of receipt of this letter, and the soil and groundwater sampling plan shall be provided within thirty (30) days of receipt of this letter.

Be advised that failure to comply with the above orders may result in enforcement action for this site.

Any person aggrieved by any action or decision of the DERM Director may appeal said action or decision to the Environmental Quality Control Board (EQCB) by filing a written notice of appeal along with submittal of the applicable fee, to the Code Coordination and Public Hearings Section of DERM within fifteen (15) days of the date of the action or decision by DERM.

If you have any questions concerning the above, please contact me at Wilbur.Mayorga@miamidade.gov or (305) 372-6700.

Sincerely,

Wilbur Mayorga, P.E., Chief
Environmental Monitoring & Restoration Division

RSV
ec: Lee N. Hefty, RER Director, Division of Environmental Resources Management
Maria I. Nardi, Director, Parks, Recreation and Open Spaces
Jose M. Gonzalez, FEC Industries, jose.gonzalez@feci.com
Fangmei Zhang, P.E., PhD, SCS Engineers, fzhang@scsengineers.com
Lisa Smith, SCS Engineers, lsmith@scsengineers.com
HWR-716

MIAMI-DADE COUNTY
Carlos A. Gimenez, Mayor

Department of Regulatory and Economic Resources
Environmental Resources Management
701 NW 1st Court, 4th Floor
Miami, Florida 33136-3912
T 305-372-6700 F 305-372-6982
miamidade.gov

December 21, 2017

Kolleen Cobb
LR 13-18 LLC and FECI LT 1 LLC
2855 Le Jeune Rd., 4th Floor
Coral Gables, FL 33134

CERTIFIED MAIL NO. 7014 1200 0002 0821 5456
RETURN RECEIPT REQUESTED

RE: Proposed Groundwater Sampling and Analysis Plan - Ludlam Corridor Properties 'All Green Trail' Former 1-Mile and 5-Mile Railroad Corridors ("the Site"), located in portions between NW 7 Street and SW 80 Street and between 69 Avenue and 70 Avenue, (folio numbers: 30-3052-000-0020, 30-4002-000-0111, 30-4011-018-0040, 30-4011-018-0080, 30-4011-000-0050, 30-4011-019-0690, 30-4014-000-0070, 30-4023-000-0500, 30-4026-000-0190, 30-4035-000-0210, 3040-110-19-1100, 30-403-5000-1330, 30-4035-000-1440, and 30-4035-000-1280), Miami-Dade County, Florida (HWR-836).

Dear Ms. Cobb:

The Department of Regulatory and Economic Resources-Division of Environmental Resources Management (DERM) has reviewed the above-referenced document received December 7, 2017. The Plan is approved with the following modifications:

1. The proposed MWs 3E, 7E, 10E, 29E and 33E on the eastern boundary to be sampled for arsenic are approved. Please be advised that a continuous eastwardly regional flow cannot be presumed for the entire site as local-scale variations in groundwater flow and direction can be caused by spatial variability of hydraulic characteristics, such as nearby pumping wells, surface water bodies (e.g., adjacent to MW-29, etc.), etc. Therefore, the need for additional monitoring wells along the western boundary will be determined based on future soil and groundwater results and observed variations in local-scale groundwater flow directions as indicated from groundwater elevation contour maps.

2. MW-27 shall be resampled for arsenic to confirm contaminant concentrations below the applicable groundwater cleanup target levels (GCTLs).

3. The proposed monitoring wells at SB-9, 11, 25, 30 and 46 are approved; however, a monitoring well shall also be installed at SB-49-2 and SB-47 due to the soil arsenic concentrations and nearby private potable wells.

4. In addition to the proposed groundwater sampling to assess the potential PAH leachability throughout the corridor, DERM requires monitoring wells at SB-15, SB-21-2, and SB-22 to be sampled for PAHs. However, please be advised that you have the option of conducting Synthetic Precipitation Leaching Procedure (SPLP) testing on those soil samples from the above-referenced soil borings (i.e., SB-21-2, etc.) to determine if leachate concentrations exceed the applicable GCTLs.

5. DERM acknowledges that a statistical comparison of on-site lead to the Miami-Dade County lead background data set identified statistically similar concentrations. However, the statistical comparison did not address the fact that lead results for soil samples SB-21-2 and SB-21-4 (0-6") are outliers within the Ludlam data set and not consistent with Miami-

Dade County's background distribution. Therefore, based on the above, and the Toxicity Characterization Leaching Procedure (TCLP) values for lead (above the groundwater CTL), the requested monitoring well at SB-21-2 shall also be sampled for lead. Alternatively, you have the option of conducting SPLP analysis on SB-21-2 (0-6") and SB-21-4 (0-6") to determine the need for lead groundwater assessment in this area. Please be advised that based on the results, additional soil and/or groundwater assessment may be required.

6. Additional groundwater sampling may be required based on the results for pentachlorophenol, phenol and cresols at SB-8, 12, 30, 40, 42, 48.

7. As previously requested, a vertical extent well shall be installed immediately adjacent to MW-37. Note that permanent or temporary surface casing should be used to minimize the potential for contaminant drag-down. An evaluation of the need for double-casing of vertical extent wells shall be based on lithology, zone of contamination, and the existence of a confining/retarding unit.

8. Based on the sampling notification dated November 10, 2017, SCS planned to sample 9 monitoring wells on November 15, 2017; however, the results for that sampling event were not provided (except MW-35 and MW-40). Please provide the results for the remaining seven MWs.

9. The monitoring well construction data for MW-26, 37W, 37E, 35 and 36 indicate that the borehole above the grout was backfilled with drill cuttings up to 6' above the grout in some cases. Provide an explanation for this practice at these monitoring wells and evaluate and discuss if the material used will prevent surface water run-off from migrating down the outside of the well casing or the borehole.

Be advised that the vertical and horizontal extent of the contaminant plume(s) shall be fully delineated. DERM has the option to split any samples deemed necessary with the consultant or laboratory at the subject site. The consultant collecting the samples shall perform field sampling work in accordance with the Standard Operating Procedures provided in Chapter 62-160, Florida Administrative Code (FAC), as amended. The laboratory analyzing the samples shall perform laboratory analyses pursuant to the National Environmental Laboratory Accreditation Program (NELAP) certification requirements. If the data submitted exhibits a substantial variance from DERM split sample analysis, a complete resampling using two independent certified laboratories will be required.

DERM shall be notified in writing a minimum of three (3) working days prior to the implementation of any sampling or field activities. Email notifications shall be directed to DERMPCD@miamidade.gov. Please include the DERM file number on all correspondence.

Based on the above, and pursuant to Sections 24-7(15), 24-7(26), and 24-44(2)(g) of the Code, you are hereby ordered to submit to this office for review, within forty-five (45) days of receipt of this letter, two copies of a Site Assessment Report (SAR), one paper and one electronic PDF on CD, prepared in accordance with Section 24-44(2)(j)(iv) of the Code. A review fee of $1451.25 ($1350 for the review of the SAR and $101.25 for the RER surcharge) shall be included. Specific guidance for the

preparation of the SAR may be downloaded from DERM's web page at: www.miamidade.gov/environment/pollution-remediation.asp.

Be advised, failure to adhere to the items and timeframes stipulated above may result in enforcement action for this site.

Any person aggrieved by any action or decision of the DERM Director may appeal said action or decision to the Environmental Quality Control Board (EQCB) by filing a written notice of appeal along with submittal of the applicable fee, to the Code Coordination and Public Hearings Section of DERM within fifteen (15) days of the date of the action or decision by DERM.

If you have any questions concerning the above, please contact me at Wilbur.Mayorga@miamidade.gov or (305) 372-6700.

Sincerely,

Wilbur Mayorga, P.E., Chief
Environmental Monitoring & Restoration Division

RSV
ec: Lee N. Hefty, RER Assistant Director, Division of Environmental Resources Management
Maria I. Nardi, Director, Parks, Recreation and Open Spaces
Matilda Reyes, Assistant Director, Parks, Recreation and Open Spaces
Jose M. Gonzalez, FEC Industries, jose.gonzalez@feci.com
Fangmei Zhang, P.E., PhD, SCS Engineers, fzhang@scsengineers.com
Lisa Smith, SCS Engineers, lsmith@scsengineers.com
Howard Nelson, Bilzin Sumberg, hnelson@bilzin.com
HWR-716

Attachment B2

Tables

Table 1: Soil Analytical Summary- Arsenic, SPLP Arsenic, PAHs, TRPH and SPLP PAHs
Facility Name: Ludlam Trail, Miami, FL

Sample Location	Table II, Ch. 62-777 FAC Soil Cleanup Target Levels					SB-1 (0-0.5)	SB-1 (0.5-2)	SB-1A (0-0.5)	SB-1A (0.5-2)	SB-1B (0-0.5)	SB-1B (0.5-2)	SB-1C (0-0.5)	SB-1C (0.5-2)	SB-1D (0-0.5)	SB-1D (0.5-2)	SB-2 (0-0.5)	SB-2 (0.5-2)	SB-2 (2-4)	SB-3 (0-0.5)	SB-3 (0.5-2)	SB-4 (0-0.5)	SB-4 (0.5-2)
	Leachability Based on Groundwater Criteria	Direct Exposure Residential	Direct Exposure Commercial / Industrial	Groundwater Cleanup Target Levels	Units	9/5/17	9/5/17	9/5/17	9/5/17	9/5/17	9/5/17	9/5/17	9/5/17	9/5/17	9/5/17	9/1/17	9/1/17	9/1/17	9/1/17	9/1/17	9/1/17	9/1/17
Soil Intervals					ft bgs	0-0.5	0.5-2	0-0.5	0.5-2	0-0.5	0.5-2	0-0.5	0.5-2	0-0.5	0.5-2	0-0.5	0.5-2	2-4	0-0.5	0.5-2	0-0.5	0.5-2
EPA 6010																						
Arsenic		2.1	12		mgkg	1.6	1.8	1.7	**8.0**	2.0	**2.6**	1.7	**3.7**	**6.3**	**10.3**	**3.9**	**5.0**		**8.9**	**7.4**	1.7	**7.9**
SPLP Arsenic				0.010	mg/L																	
EPA 8270																						
1-Methylnaphthalene	3.1	200	1,800		mgkg	0.013 U	0.013 U	0.018 U	0.21 U 2p	0.047 U 2p	0.015 U	0.012 U	0.062 U	0.012 U	0.031 I	0.028 U D3	0.028 U D3	0.014 U Q	0.012 U	0.012 U	0.012 U	0.025 U D3
2-Methylnaphthalene	8.5	210	2,100		mgkg	0.015 U	0.015 U	0.021 U	0.24 U 2p	0.054 U 2p	0.017 U	0.014 U	0.071 U	0.014 U	0.045	0.032 U D3	0.032 U D3	0.016 U Q	0.014 U	0.014 U	0.014 U	0.029 U D3
Acenaphthene	2.1	2,400	20,000		mgkg	0.014 U	0.013 U	0.019 U	0.22 U 2p	0.048 U 2p	0.015 U	0.013 U	0.064 U	0.013 U	0.022 I	0.029 U D3	0.033 I D3	0.014 U Q	0.013 U	0.013 U	0.013 U	0.026 U D3
Acenaphthylene	27	1,800	20,000		mgkg	0.027 I	0.011 U	0.016 U	0.19 U 2p	0.041 U 2p	0.013 U	0.19	0.16 I	0.064	0.81	0.19 D3	0.18 D3	0.035 I Q	0.12	0.011 U	0.15	0.022 U D3
Anthracene	2,500	21,000	300,000		mgkg	0.033 I	0.011 U	0.015 U	0.18 U 2p	0.040 U 2p	0.013 U	0.11	0.096 I	0.035 I	0.31	0.21 D3	0.26 D3	0.026 I Q	0.072	0.011 U	0.048	0.022 U D3
Benzo(a)anthracene	0.8				mgkg	0.38	0.11	0.017 I	0.17 U 2p	0.038 U 2p	0.012 U	***1.0***	0.55	0.20	***3.1***	***2.5* D3***	***3.0* D3***	0.22 Q	0.71	0.010 U	0.31	0.098 D3
Benzo(a)pyrene	8	0.1	0.7		mgkg	**0.33**	0.079	0.016 I	0.070 U 2p	0.015 U 2p	0.0079 I	***1.0***	**0.54**	**0.23**	***3.3***	***2.1 D3***	***2.6 D3***	**0.23 Q**	***0.94***	0.0068 I	**0.54**	0.11 D3
Benzo(b)fluoranthene	2.4				mgkg	0.56	0.12	0.038 U	0.45 U 2p	0.10 U 2p	0.032 U	1.7	0.78	0.55	***4.7***	***4.4* D3***	***4.9* D3***	0.29 Q	1.8	0.026 U	0.76	0.15 D3
Benzo(g,h,i)perylene	32,000	2,500	52,000		mgkg	0.24	0.049	0.018 U	0.22 U 2p	0.048 U 2p	0.015 U	0.79	0.42	0.19	2.3	1.0 D3	0.95 D3	0.19 Q	0.73	0.013 U	0.47	0.089 D3
Benzo(k)fluoranthene	24				mgkg	0.24	0.057	0.011 I	0.13 U 2p	0.029 U 2p	0.0091 U	0.80	0.47	0.0076 U	0.0076 U	1.6 D3	3.3 D3	0.19 Q	0.88	0.0076 U	0.40	0.072 D3
Chrysene	77				mgkg	0.38	0.10	0.018 U	0.21 U 2p	0.047 U 2p	0.015 U	1.1	0.64	0.22	3.0	2.4 D3	3.0 D3	0.25 Q	1.1	0.012 U	0.43	0.082 D3
Dibenz(a,h)anthracene	0.7				mgkg	0.066	0.019 U	0.026 U	0.30 U 2p	0.067 U 2p	0.021 U	0.22	0.12 I	0.055	0.71	0.040 U D3	0.040 U D3	0.020 U Q	0.20	0.018 U	0.11	0.036 U D3
Fluoranthene	1,200	3,200	59,000		mgkg	0.51	0.15	0.017 I	0.20 U 2p	0.043 U 2p	0.014 U	1.4	0.66	0.22	3.0	2.3 D3	2.7 D3	0.33 Q	0.76	0.011 U	0.23	0.11 D3
Fluorene	160	2,600	33,000		mgkg	0.017 U	0.017 U	0.023 U	0.27 U 2p	0.060 U 2p	0.019 U	0.016 U	0.079 U	0.016 U	0.028 I	0.036 U D3	0.036 U D3	0.018 U Q	0.016 U	0.016 U	0.016 U	0.032 U D3
Indeno(1,2,3-cd)pyrene	6.6				mgkg	0.22	0.048	0.026 U	0.30 U 2p	0.067 U 2p	0.021 U	0.71	0.37	0.16	2.2	0.98 D3	0.92 D3	0.16 Q	0.62	0.018 U	0.37	0.064 I D3
Naphthalene	1.2	55	300		mgkg	0.012 U	0.012 U	0.016 U	0.19 U 2p	0.043 U 2p	0.014 U	0.013 I	0.057 U	0.011 U	0.041	0.026 U D3	0.034 I D3	0.013 U Q	0.011 U	0.011 U	0.011 U	0.023 U D3
Phenanthrene	250	2,200	36,000		mgkg	0.031 I	0.014 U	0.019 U	0.23 U 2p	0.050 U 2p	0.016 U	0.099	0.066 U	0.016 I	0.20	0.16 D3	0.23 D3	0.067 Q	0.069	0.013 U	0.013 U	0.069 I D3
Pyrene	880	2,400	45,000		mgkg	0.56	0.14	0.026 I	0.30 U 2p	0.067 U 2p	0.021 U	1.4	0.74	0.28	1.9	2.3 D3	2.7 D3	0.37 Q	0.82	0.018 U	0.31	0.11 D3
Benzo(a)pyrene Equivalent					mgkg	**0.5**	0.1	0	0	0.1	0	***1.6***	***0.8***	**0.4**	***5***	***2.9***	***3.5***	**0.3**	***1.5***	0	***0.8***	**0.2**
SPLP PAHs EPA 8270 by SIM																						
1-Methylnaphthalene				0.028	mg/L	0.0010 U 1p Q						0.0010 U	0.0010 U	0.0010 U 1p Q			0.0010 U Q		0.0010 U Q			0.0010 U Q
2-Methylnaphthalene				0.028	mg/L	0.0010 U 1p Q						0.0010 U	0.0010 U	0.0010 U 1p Q			0.0010 U Q		0.0010 U Q			0.0010 U Q
Acenaphthene				0.02	mg/L	0.000025 U 1p Q						0.000025 U	0.000025 U	0.000025 U 1p Q			0.000025 U Q		0.000025 U Q			0.000026 U Q
Acenaphthylene				0.21	mg/L	0.000025 U 1p Q						0.000025 U	0.0016	0.000025 U 1p Q			0.0022 Q		0.000025 U Q			0.000026 U Q
Anthracene				2.1	mg/L	0.000025 U 1p Q						0.000025 U	0.0011	0.000025 U 1p Q			0.0018 Q		0.000025 U Q			0.000026 U Q
Benzo(a)anthracene				0.00005	mg/L	0.000025 U 1p Q						0.000025 U	0.000025 U	0.000025 U 1p Q			0.000025 U Q		0.000025 U Q			0.000026 U Q
Benzo(a)pyrene				0.0002	mg/L	0.000025 U 1p Q						0.000025 U	0.000025 U	0.000025 U 1p Q			**0.0012 Q**		0.000025 U Q			0.000026 U Q
Benzo(b)fluoranthene				0.00005	mg/L	0.000025 U 1p Q						0.000025 U	**0.00017**	0.000025 U 1p Q			**0.00098 Q**		0.000025 U Q			0.000026 U Q
Benzo(g,h,i)perylene				0.21	mg/L	0.000028 U 1p Q J(L1) CU						0.000028 U	0.000028 U	0.000028 U 1p Q			0.00082 Q		0.000028 U Q J(L1)			0.000029 U Q J(L1)
Benzo(k)fluoranthene				0.0005	mg/L	0.000025 U 1p Q						0.000025 U	0.000025 U	0.000025 U 1p Q			0.000025 U Q		0.000025 U Q			0.000026 U Q
Chrysene				0.0048	mg/L	0.000025 U 1p Q						0.000025 U	0.000025 U	0.000025 U 1p Q			0.000025 U Q		0.000025 U Q			0.000026 U Q
Dibenz(a,h)anthracene				0.000005	mg/L	0.000034 U 1p Q						0.000034 U	0.000034 U	0.000034 U 1p Q			**0.00087 Q**		0.000034 U Q			0.000035 U Q
Fluoranthene				0.28	mg/L	0.000025 U 1p Q						0.000025 U	0.000025 U	0.000025 U 1p Q			0.00096 Q		0.000025 U Q			0.000026 U Q
Fluorene				0.28	mg/L	0.000025 U 1p Q						0.000025 U	0.000025 U	0.000025 U 1p Q			0.000025 U Q		0.000025 U Q			0.000026 U Q
Indeno(1,2,3-cd)pyrene				0.00005	mg/L	0.000029 U 1p Q						0.000029 U	0.000029 U	0.000029 U 1p Q			**0.0010 Q**		0.000029 U Q			0.000030 U Q
Naphthalene				0.014	mg/L	0.0010 U 1p Q						0.0010 U	0.0010 U	0.0010 U 1p Q			0.0010 U Q		0.0010 U Q			0.0010 U Q
Phenanthrene				0.21	mg/L	0.000050 U 1p Q						0.000050 U	0.000050 U	0.000050 U 1p Q			0.000050 U Q		0.000050 U Q			0.000052 U Q
Pyrene				0.21	mg/L	0.000025 U 1p Q						0.000025 U	0.000025 U	0.000025 U 1p Q			0.00094 Q		0.000025 U Q			0.000026 U Q
FL-PRO																						
Petroleum Range Organics	340	460	2,700			10.3	2.8 U	3.9 U	233	8.6 U	23.4	46.3	67.3	16.6	62.8	168	128		29.9	2.7 U	27.2	235

Table 1: Soil Analytical Summary- Arsenic, SPLP Arsenic, PAHs, TRPH and SPLP PAHs
Facility Name: Ludlam Trail, Miami, FL

Sample Location	Table II, Ch. 62-777 FAC Soil Cleanup Target Levels					SB-4 (2-4)	SB-5 (0-0.5)	SB-5 (0.5-2)	SB-5 (2-4)	SB-6 (0-0.5)	SB-6 (0.5-2)	SB-6 (2-4)	SB-7 (0-0.5)	SB-7 (0.5-2)	SB-7 (2-4)
	Leachability Based on Groundwater Criteria	Direct Exposure Residential	Direct Exposure Commercial / Industrial	Groundwater Cleanup Target Levels	Units	9/1/17	9/1/17	9/1/17	9/1/17	9/1/17	9/1/17	9/1/17	9/1/17	9/1/17	9/1/17
Soil Intervals					ft bgs	2-4	0-0.5	0.5-2	2-4	0-0.5	0.5-2	2-4	0-0.5	0.5-2	2-4
EPA 6010															
Arsenic		2.1	12		mgkg		1.5	2		***15.6 J(M1) J(R1)***	***12.5***	1.4	**2.5**	1.9	
SPLP Arsenic				0.010	mg/L										
EPA 8270															
1-Methylnaphthalene	3.1	200	1,800		mgkg	0.013 U Q	0.012 U	0.012 U	0.012 U Q	0.012 U	0.013 U	0.042 U D3	0.012 U	0.012 U	0.012 U Q
2-Methylnaphthalene	8.5	210	2,100		mgkg	0.015 U Q	0.014 U	0.014 U	0.014 U Q	0.014 U	0.015 U	0.048 U D3	0.014 U	0.014 U	0.014 U Q
Acenaphthene	2.1	2,400	20,000		mgkg	0.014 U Q	0.013 U	0.013 U	0.013 U Q	0.013 U	0.014 U	0.043 U D3	0.013 U	0.013 U	0.012 U Q
Acenaphthylene	27	1,800	20,000		mgkg	0.012 U Q	0.051	0.046	0.11 Q	0.15	0.061	0.037 U D3	0.60	0.081	0.010 U Q
Anthracene	2,500	21,000	300,000		mgkg	0.011 U Q	0.029 I	0.027 I	0.048 Q	0.094	0.033 I	0.036 U D3	0.20	0.031 I	0.010 U Q
Benzo(a)anthracene	0.8				mgkg	0.011 U Q	0.16	0.18	0.32 Q	0.38	0.13	0.034 U D3	***2.0***	0.19	0.0097 U Q
Benzo(a)pyrene	8	0.1	0.7		mgkg	0.0044 U Q	**0.17**	**0.17**	**0.40 Q**	**0.50**	**0.15**	0.014 U D3	***2.1***	**0.21**	0.0039 U Q
Benzo(b)fluoranthene	2.4				mgkg	0.028 U Q	0.23	0.26	0.58 Q	0.83	0.23	0.089 U D3	***2.7***	0.29	0.025 U Q
Benzo(g,h,i)perylene	32,000	2,500	52,000		mgkg	0.013 U Q	0.12	0.11	0.36 Q	0.43	0.11	0.042 U D3	1.5	0.16	0.012 U Q
Benzo(k)fluoranthene	24				mgkg	0.0081 U Q	0.16	0.11	0.36 Q	0.33	0.10	0.025 U D3	1.6	0.16	0.0072 U Q
Chrysene	77				mgkg	0.013 U Q	0.19	0.21	0.46 Q	0.50	0.17	0.042 U D3	1.9	0.19	0.012 U Q
Dibenz(a,h)anthracene	0.7				mgkg	0.019 U Q	0.034 I	0.025 I	0.017 U Q	0.093	0.025 I	0.059 U D3	0.41	0.040	0.017 U Q
Fluoranthene	1,200	3,200	59,000		mgkg	0.012 U Q	0.18	0.17	0.40 Q	0.56	0.19	0.038 U D3	2.7	0.26	0.011 U Q
Fluorene	160	2,600	33,000		mgkg	0.017 U Q	0.016 U	0.016 U	0.016 U Q	0.016 U	0.017 U	0.053 U D3	0.016 U	0.015 U	0.015 U Q
Indeno(1,2,3-cd)pyrene	6.6				mgkg	0.019 U Q	0.11	0.10	0.29 Q	0.36	0.098	0.059 U D3	1.4	0.14	0.017 U Q
Naphthalene	1.2	55	300		mgkg	0.012 U Q	0.011 U	0.011 U	0.011 U Q	0.014 I	0.012 U	0.038 U D3	0.011 U	0.011 U	0.011 U Q
Phenanthrene	250	2,200	36,000		mgkg	0.014 U Q	0.017 I	0.016 I	0.045 Q	0.082	0.030 I	0.045 U D3	0.049	0.013 U	0.013 U Q
Pyrene	880	2,400	45,000		mgkg	0.019 U Q	0.22	0.20	0.51 Q	0.63	0.21	0.059 U D3	3.4	0.33	0.017 U Q
Benzo(a)pyrene Equivalent					mgkg	0	**0.3**	**0.3**	**0.5**	***0.8***	**0.2**	0.0	***3.1***	**0.3**	0.0
SPLP PAHs EPA 8270 by SIM															
1-Methylnaphthalene				0.028	mg/L				0.0010 U Q 1p		0.0010 U Q1p		0.0010 U Q		
2-Methylnaphthalene				0.028	mg/L				0.0010 U Q 1p		0.0010 U Q1p		0.0010 U Q		
Acenaphthene				0.02	mg/L				0.000025 U Q 1p		0.000025 U Q1p		0.000025 U Q		
Acenaphthylene				0.21	mg/L				0.000025 U Q 1p		0.000025 U Q1p		0.000025 U Q		
Anthracene				2.1	mg/L				0.000025 U Q 1p		0.000025 U Q1p		0.000025 U Q		
Benzo(a)anthracene				0.00005	mg/L				0.000025 U Q 1p		0.000025 U Q1p		0.000025 U Q		
Benzo(a)pyrene				0.0002	mg/L				0.000025 U Q 1p		0.000025 U Q1p		0.000025 U Q		
Benzo(b)fluoranthene				0.00005	mg/L				0.000025 U Q 1p		0.000025 U Q1p		0.000025 U Q		
Benzo(g,h,i)perylene				0.21	mg/L				0.000028 U Q 1p CU J(L1)		0.000028 U Q1p CU J(L1)		0.000028 U Q		
Benzo(k)fluoranthene				0.0005	mg/L				0.000025 U Q 1p		0.000025 U Q1p		0.000025 U Q		
Chrysene				0.0048	mg/L				0.000025 U Q 1p		0.000025 U Q1p		0.000025 U Q		
Dibenz(a,h)anthracene				0.000005	mg/L				0.000034 U Q 1p		0.000034 U Q1p		0.000034 U Q		
Fluoranthene				0.28	mg/L				0.000025 U Q 1p		0.000025 U Q1p		0.00098 Q		
Fluorene				0.28	mg/L				0.000025 U Q 1p		0.000025 U Q1p		0.000025 U Q		
Indeno(1,2,3-cd)pyrene				0.00005	mg/L				0.000029 U Q 1p		0.000029 U Q1p		0.000029 U Q		
Naphthalene				0.014	mg/L				0.0010 U Q 1p		0.0010 U Q1p		0.0010 U Q		
Phenanthrene				0.21	mg/L				0.000050 U Q 1p		0.000050 U Q1p		0.000050 U Q		
Pyrene				0.21	mg/L				0.000025 U Q 1p		0.000025 U Q1p		0.00095 Q		
FL-PRO															
Petroleum Range Organics	340	460	2,700				2.7 U	3.1 I		4.7	2.8 U	7.4 U	19.0	5.7	

Table 1: Soil Analytical Summary- Arsenic, SPLP Arsenic, PAHs, TRPH and SPLP PAHs
Facility Name: Ludlam Trail, Miami, FL

Sample Location	Table II, Ch. 62-777 FAC Soil Cleanup Target Levels					SB-8 (0-0.5)	SB-8 (0.5-2)	SB-8 (2-4)	SB-9 (0-0.5)	SB-9 (0.5-2)	SB-9 (2-4)	SB-10-1 (0-0.5)	SB-10-1 (0.5-2)	SB-10-2 (0-0.5)	SB-10-2 (0.5-2)	SB-10-3 (0-0.5)	SB-10-3 (0.5-2)	SB-10-4 (0-0.5)	SB-10-4 (0.5-2)	SB-10-5 (0-0.5)	SB-10-5 (0.5-2)	SB-11 (0-0.5)	SB-11 (0.5-2)
	Leachability Based on Groundwater Criteria	Direct Exposure Residential	Direct Exposure Commercial / Industrial	Groundwater Cleanup Target Levels	Units	9/1/17	9/1/17	9/1/17	9/1/17	9/1/17	9/1/17	9/1/17	9/1/17	9/1/17	9/1/17	9/1/17	9/1/17	9/1/17	9/1/17	9/1/17	9/1/17	8/30/17	8/30/17
Soil Intervals					ft bgs	0-0.5	0.5-2	2-4	0-0.5	0.5-2	2-4	0-0.5	0.5-2	0-0.5	0.5-2	0-0.5	0.5-2	0-0.5	0.5-2	0-0.5	0.5-2	0-0.5	0.5-2
EPA 6010																							
Arsenic		2.1	12		mgkg	**11.0**	***24.4***	0.33 I	***21.8***	***39.9***	***41.4***	**7.3**	1.4	***34.5***	***12.6***	***12.5***	**7.5**	**3.4**	0.29 U	0.96	0.37 I	***27.3***	***20.7***
SPLP Arsenic				0.010	mg/L		0.0091 I				**0.070**			**0.087**									**0.011**
EPA 8270																							
1-Methylnaphthalene	3.1	200	1,800		mgkg	0.061 U	0.063 U	0.012 U	0.086	0.013 U	0.027 U	0.064 U	0.038 U D3	0.012 U	0.038 U D3	0.012 U	0.012 U	0.013 U	0.013 U	0.013 U	0.013 U	0.16 D3	0.033 I D3
2-Methylnaphthalene	8.5	210	2,100		mgkg	0.069 U	0.089 I	0.014 U	0.12	0.015 U	0.031 U	0.073 U	0.043 U D3	0.014 U	0.044 U D3	0.014 U	0.014 U	0.015 U	0.015 U	0.015 U	0.015 U	0.23 D3	0.043 I D3
Acenaphthene	2.1	2,400	20,000		mgkg	0.063 I	0.093 I	0.013 U	0.013 U	0.013 U	0.028 U	0.066 U	0.039 U D3	0.013 U	0.040 U D3	0.012 U	0.013 U	0.013 U	0.014 U	0.013 U	0.014 U	0.028 U D3	0.027 U D3
Acenaphthylene	27	1,800	20,000		mgkg	0.48	1.7	0.011 U	0.27	0.011 U	0.024 U	0.20	0.033 U D3	0.47	0.034 U D3	0.011 U	0.011 U	0.086	0.012 U	0.011 U	0.012 U	0.24 D3	0.032 I D3
Anthracene	2,500	21,000	300,000		mgkg	0.43	0.84	0.011 U	0.28	0.011 U	0.023 U	0.089 I	0.033 U D3	0.23	0.033 U D3	0.010 U	0.011 U	0.064	0.011 U	0.011 U	0.011 U	0.47 D3	0.082 D3
Benzo(a)anthracene	0.8				mgkg	***10.5****	***16.6****	0.010 U	***3.0****	0.011 U	0.022 U	0.48	0.031 U D3	***1.0****	0.031 U D3	0.14	0.010 U	0.55	0.011 U	0.011 U	0.011 U	***5.7** D3***	**0.85** D3**
Benzo(a)pyrene	8	0.1	0.7		mgkg	***12.3***	***20.4***	0.021 I	***3.0***	0.0043 U	0.015 I	**0.60**	0.013 U D3	***1.4***	0.025 I D3	**0.19**	0.0041 U	***0.74***	0.0043 U	0.0096 I	0.0043 U	***6.2 D3***	**1.3 D3**
Benzo(b)fluoranthene	2.4				mgkg	***18.4****	***35.2****	0.026 U	***7.5****	0.028 U	0.057 U	1.0	0.081 U D3	***2.9****	0.082 U D3	0.34	0.026 U	1.3	0.028 U	0.028 U	0.028 U	***7.9** D3***	2.4 D3
Benzo(g,h,i)perylene	32,000	2,500	52,000		mgkg	7.8	12.2	0.013 U	1.9	0.013 U	0.027 U	0.48	0.039 U D3	1.1	0.039 U D3	0.19	0.013 U	0.68	0.013 U	0.013 U	0.013 U	3.6 D3	0.027 U D3
Benzo(k)fluoranthene	24				mgkg	7.4	17.6	0.015 I	3.1	0.0080 U	0.022 I	0.39	0.023 U D3	0.0075 U	0.023 U D3	0.13	0.0076 U	0.51	0.0080 U	0.0079 U	0.0080 U	0.016 U D3	0.016 U D3
Chrysene	77				mgkg	10.6	20.0	0.018 I	3.5	0.013 U	0.043 I	0.55	0.038 U D3	1.2	0.039 U D3	0.13	0.013 U	0.77	0.013 U	0.013 U	0.013 U	6.1 D3	1.0 D3
Dibenz(a,h)anthracene	0.7				mgkg	***2.2****	***3.9****	0.018 U	0.017 U	0.019 U	0.038 U	0.12 I	0.054 U D3	0.28	0.055 U D3	0.047	0.018 U	0.15	0.019 U	0.018 U	0.019 U	***0.85** D3***	0.038 U D3
Fluoranthene	1,200	3,200	59,000		mgkg	15.5	20.9	0.016 I	4.6	0.012 U	0.025 U	0.58	0.035 U D3	1.1	0.053 I D3	0.15	0.011 U	0.55	0.012 U	0.012 U	0.012 U	7.1 D3	1.0 D3
Fluorene	160	2,600	33,000		mgkg	0.077 U	0.081 U	0.016 U	0.052	0.017 U	0.034 U	0.082 U	0.048 U D3	0.022 I	0.049 U D3	0.015 U	0.016 U	0.016 U	0.017 U	0.016 U	0.017 U	0.068 I D3	0.034 U D3
Indeno(1,2,3-cd)pyrene	6.6				mgkg	***7.1****	***13.5****	0.018 U	3.4	0.019 U	0.038 U	0.41	0.054 U D3	0.97	0.055 U D3	0.15	0.018 U	0.51	0.019 U	0.018 U	0.019 U	3.8 D3	0.63 D3
Naphthalene	1.2	55	300		mgkg	0.068 I	0.22	0.011 U	0.13	0.012 U	0.025 U	0.059 U	0.035 U D3	0.011 U	0.035 U D3	0.011 U	0.011 U	0.014 I	0.012 U	0.012 U	0.012 U	0.30 D3	0.047 I D3
Phenanthrene	250	2,200	36,000		mgkg	0.45	0.76	0.013 U	1.8	0.014 U	0.029 U	0.068 U	0.040 U D3	0.088	0.041 U D3	0.014 I	0.013 U	0.043	0.014 U	0.014 U	0.014 U	2.7 D3	0.36 D3
Pyrene	880	2,400	45,000		mgkg	14.0	30.9	0.018 U	5.0	0.019 U	0.038 U	0.79	0.054 U D3	1.5	0.055 U D3	0.18	0.018 U	0.68	0.019 U	0.018 U	0.019 U	7.0 D3	1.0 D3
Benzo(a)pyrene Equivalent					mgkg	***18.2***	***31***	0.0	***4.4***	0.0	0.0	***0.9***	0.0	***2.2***	0.1	**0.3**	0.0	***1.1***	0.0	0.0	0.0	***8.8***	***1.7***
SPLP PAHs EPA 8270 by SIM																							
1-Methylnaphthalene				0.028	mg/L		0.0010 U Q		0.0010 U Q			0.0010 U Q			0.0010 U Q	0.0010 U Q							0.0010 U Q
2-Methylnaphthalene				0.028	mg/L		0.0010 U Q		0.0010 U Q			0.0010 U Q			0.0010 U Q	0.0010 U Q							0.0010 U Q
Acenaphthene				0.02	mg/L		0.000025 U Q		0.000025 U Q			0.000026 U Q			0.000025 U Q	0.000025 U Q							0.000025 U Q
Acenaphthylene				0.21	mg/L		0.000025 U Q		0.0016 Q			0.000026 U Q			0.000025 U Q	0.0018 Q							0.000025 U Q
Anthracene				2.1	mg/L		0.000025 U Q		0.000025 U Q			0.000026 U Q			0.000025 U Q	0.000025 U Q							0.000025 U Q
Benzo(a)anthracene				0.00005	mg/L		0.000025 U Q		**0.0017 Q**			0.000026 U Q			0.000025 U Q	**0.0019 Q**							0.000025 U Q
Benzo(a)pyrene				0.0002	mg/L		0.000025 U Q		0.000025 U Q			0.000026 U Q			0.000025 U Q	0.000025 U Q							0.000025 U Q
Benzo(b)fluoranthene				0.00005	mg/L		0.000025 U Q		**0.0010 Q**			0.000026 U Q			0.000025 U Q	**0.0048 Q**							0.000025 U Q
Benzo(g,h,i)perylene				0.21	mg/L		0.000028 U Q J(L1)		0.000028 U Q J(L1)			0.000028 U Q J(L1)			0.000028 U Q	0.0035 CH							0.000028 U Q
Benzo(k)fluoranthene				0.0005	mg/L		0.000025 U Q		0.000025 U Q			0.000026 U Q			0.000025 U Q	0.000025 U Q							0.000025 U Q
Chrysene				0.0048	mg/L		0.000025 U Q		0.00039 I Q			0.000026 U Q			0.000025 U Q	0.0021 Q							0.000025 U Q
Dibenz(a,h)anthracene				0.000005	mg/L		0.000034 U Q		0.000034 U Q			0.000035 U Q			0.000034 U Q	0.000034 U Q							0.000034 U Q
Fluoranthene				0.28	mg/L		0.000025 U Q		0.000025 U Q			0.000026 U Q			0.00095 Q	0.0017 Q							0.00099 Q
Fluorene				0.28	mg/L		0.000025 U Q		0.000025 U Q			0.000026 U Q			0.000025 U Q	0.000025 U Q							0.000025 U Q
Indeno(1,2,3-cd)pyrene				0.00005	mg/L		0.000029 U Q		0.000029 U Q			0.000030 U Q			0.000029 U Q	**0.0026 Q**							0.000029 U Q
Naphthalene				0.014	mg/L		0.0010 U Q		0.0010 U Q			0.0010 U Q			0.0010 U Q	0.0010 U Q							0.0010 U Q
Phenanthrene				0.21	mg/L		0.000050 U Q		0.000051 U Q			0.000051 U Q			0.000050 U Q	0.000076 I Q							0.000068 I Q
Pyrene				0.21	mg/L		0.000025 U Q		0.000025 U Q			0.000026 U Q			0.00092 Q	0.0016 Q							0.00094 Q
FL-PRO																							
Petroleum Range Organics	340	460	2,700			2.6 U	2.7 U	**540**	**745**	4.0 I	149	16.9	9.5 I	4.2 I	6.9 U	2.6 U	187	11.3	2.8 U	13.9	2.9 U	54.6	8.3 I

Table 1: Soil Analytical Summary- Arsenic, SPLP Arsenic, PAHs, TRPH and SPLP PAHs
Facility Name: Ludlam Trail, Miami, FL

Sample Location	Table II, Ch. 62-777 FAC Soil Cleanup Target Levels					SB-11 (4-6)	SB-12 (0-0.5)	SB-12 (0.5-2)	SB-13 (0-0.5)	SB-13 (0.5-2)	SB-13 (4-6)	SB-14 (0-0.5)	SB-14 (0.5-2)	SB-15 (0-0.5)
	Leachability Based on Groundwater Criteria	Direct Exposure Residential	Direct Exposure Commercial / Industrial	Groundwater Cleanup Target Levels	Units	8/30/17	9/5/17	9/5/17	8/30/17	8/30/17	8/30/17	9/5/17	9/5/17	8/30/17
Soil Intervals					ft bgs	4-6	0-0.5	0.5-2	0-0.5	0.5-2	4-6	*0-0.5*	*0.5-2*	0-0.5
EPA 6010														
Arsenic		2.1	12		mgkg	**11.8 J(M1)**	**11.3**	**10.9**	***21.3***	***16.4***	**7.1**	***20.4***	***26.1***	***35.1***
SPLP Arsenic				0.010	mg/L				**0.020**					**0.021**
EPA 8270														
1-Methylnaphthalene	3.1	200	1,800		mgkg	0.081 I Q	0.57	0.013 U	0.48 D3	0.16 D3	0.027 U Q	0.11	0.015 U	0.72 D3
2-Methylnaphthalene	8.5	210	2,100		mgkg	0.10 I Q	0.76	0.015 U	0.72 D3	0.22 D3	0.031 U Q CU	0.13	0.017 U	1.0 D3
Acenaphthene	2.1	2,400	20,000		mgkg	0.079 U Q	0.12 I	0.014 U	0.026 U D3	0.026 U D3	0.028 U Q CU	0.016 U	0.016 U	0.050 I D3
Acenaphthylene	27	1,800	20,000		mgkg	0.25 Q	2.9	0.075	0.11 D3	0.035 I D3	0.024 U Q	0.22	0.013 U	2.1 D3
Anthracene	2,500	21,000	300,000		mgkg	0.89 Q	3.0	0.056	0.022 U D3	0.029 I D3	0.023 U Q	0.17	0.013 U	1.5 D3
Benzo(a)anthracene	0.8				mgkg	**3.2** Q**	***14.6***	0.25	**2.2** D3**	0.40 D3	0.022 U Q	***1.3***	0.012 U	***11.4***
Benzo(a)pyrene	8	0.1	0.7		mgkg	**3.2 Q**	***15.3***	**0.28**	**3.4 D3**	**0.42 D3**	0.0089 U Q	***1.2***	0.0050 U	***12.3***
Benzo(b)fluoranthene	2.4				mgkg	**3.6** Q**	***30.9***	0.71	**6.8** D3**	0.65 D3	0.058 U Q	2.3	0.032 U	***17.3***
Benzo(g,h,i)perylene	32,000	2,500	52,000		mgkg	2.7 Q	16.1	0.26	0.026 U D3	0.46 D3	0.028 U Q	0.86	0.015 U	9.4
Benzo(k)fluoranthene	24				mgkg	2.0 Q	16.2	0.0082 U	0.015 U D3	0.24 D3	0.017 U Q	0.0097 U	0.0093 U	8.9
Chrysene	77				mgkg	3.0 Q	16.2	0.41	2.8 D3	0.46 D3	0.027 U Q	1.3	0.015 U	13.0
Dibenz(a,h)anthracene	0.7				mgkg	0.62 Q	***4.4***	0.061	0.036 U D3	0.090 D3	0.039 U Q	0.23	0.022 U	***1.9** D3*
Fluoranthene	1,200	3,200	59,000		mgkg	4.5 Q	19.6	0.62	4.0 D3	0.68 D3	0.025 U Q	2.1	0.014 U	17.6
Fluorene	160	2,600	33,000		mgkg	0.10 I Q	0.47	0.017 U	0.032 U D3	0.032 U D3	0.034 U Q CU	0.033 I	0.019 U	0.17
Indeno(1,2,3-cd)pyrene	6.6				mgkg	1.9 Q	***14.9***	0.23	1.5 D3	0.38 D3	0.039 U Q	0.86	0.022 U	***8.8** D3*
Naphthalene	1.2	55	300		mgkg	0.15 I Q	0.91	0.016 I	0.67 D3	0.18 D3	0.025 U Q	0.17	0.014 U	0.99 D3
Phenanthrene	250	2,200	36,000		mgkg	3.3 Q	10.0	0.13	1.1 D3	0.29 D3	0.029 U Q	0.83	0.016 U	5.6 D3
Pyrene	880	2,400	45,000		mgkg	5.4 Q	19.0	0.53	3.8 D3	0.69 D3	0.039 U Q	2.1	0.022 U	17.7
Benzo(a)pyrene Equivalent					mgkg	***4.7***	***25.9***	**0.5**	***4.5***	**0.7**	0.0	***1.9***	0.0	***18.1***
SPLP PAHs EPA 8270 by SIM														
1-Methylnaphthalene				0.028	mg/L	0.0010 U Q		0.0010 U 1p Q	0.0010 U Q			0.0010 U		0.0010 U Q
2-Methylnaphthalene				0.028	mg/L	0.0010 U Q		0.0010 U 1p Q	0.0010 U Q			0.0010 U		0.0010 U Q
Acenaphthene				0.02	mg/L	0.000025 U Q		0.000025 U 1p Q	0.000025 U Q			0.000025 U		0.000025 U Q
Acenaphthylene				0.21	mg/L	0.0017 Q,J(M1)		0.000025 U 1p Q	0.000025 U Q			0.000025 U		0.000025 U Q
Anthracene				2.1	mg/L	0.000025 U Q		0.000025 U 1p Q	0.000025 U Q			0.000025 U		0.0011 Q
Benzo(a)anthracene				0.00005	mg/L	**0.0018 Q**		0.000025 U 1p Q	0.000025 U Q			0.000025 U		**0.0017 Q**
Benzo(a)pyrene				0.0002	mg/L	0.000025 U Q		0.000025 U 1p Q	0.000025 U Q			0.000025 U		**0.0013 Q**
Benzo(b)fluoranthene				0.00005	mg/L	**0.0021 Q**		0.000025 U 1p Q	**0.00089 Q**			0.000025 U		**0.00056 Q**
Benzo(g,h,i)perylene				0.21	mg/L	0.000028 U Q J(L1), J(M0)		0.000028 U 1p Q CU J(L1)	0.00078 Q			0.000028 U		0.0014 Q
Benzo(k)fluoranthene				0.0005	mg/L	0.000025 U Q		0.000025 U 1p Q	0.000025 U Q			0.000025 U		0.000025 U Q
Chrysene				0.0048	mg/L	0.0010 Q		0.000025 U 1p Q	0.000025 U Q			0.000025 U		0.00015 I Q
Dibenz(a,h)anthracene				0.000005	mg/L	0.000034 U Q J(M1)		0.000034 U 1p Q	0.000034 U Q			0.000034 U		**0.0015 Q**
Fluoranthene				0.28	mg/L	0.0016 Q J(M1)		0.000025 U 1p Q	0.00096 Q			0.0012		0.0013 Q
Fluorene				0.28	mg/L	0.000025 U Q		0.000025 U 1p Q	0.000025 U Q			0.000025 U		0.000025 U Q
Indeno(1,2,3-cd)pyrene				0.00005	mg/L	0.000029 U Q J(M1)		0.000029 U 1p Q	0.000029 U Q			0.000029 U		**0.0015 Q**
Naphthalene				0.014	mg/L	0.0010 U Q		0.0010 U 1p Q	0.0010 U Q			0.0010 U		0.0010 U Q
Phenanthrene				0.21	mg/L	0.00019 I Q		0.000050 U 1p Q	0.000050 U Q			0.000050 U		0.000050 U Q
Pyrene				0.21	mg/L	0.0013 Q		0.000025 U 1p Q	0.00093 Q			0.00083		0.00094 Q
FL-PRO														
Petroleum Range Organics	340	460	2,700				**888**	32.0	212	39.1		37.0	3.3 U	174

Table 1: Soil Analytical Summary- Arsenic, SPLP Arsenic, PAHs, TRPH and SPLP PAHs
Facility Name: Ludlam Trail, Miami, FL

Sample Location	Table II, Ch. 62-777 FAC Soil Cleanup Target Levels					SB-15 (0.5-2)	SB-15 (2-4)	SB-16 (0-0.5)	SB-16 (0.5-2)	SB-17 (0-0.5)	SB-17 (0.5-2)	SB-18 (0-0.5)	SB-18 (0.5-2)	SB-19 (0-0.5)	SB-19 (0.5-2)	SB-20 (0-0.5)	SB-20 (0.5-2)	SB-20 (6-8)	SB-21-1 (0-0.5)	SB-21-1 (0.5-2)	SB-21-2 (0-0.5)	SB-21-2 (0.5-2)	SB-21-2 (6-8)	SB-21-3 (0-0.5)
	Leachability Based on Groundwater Criteria	Direct Exposure Residential	Direct Exposure Commercial / Industrial	Groundwater Cleanup Target Levels	Units	8/30/17	8/30/17	9/5/17	9/5/17	9/1/17	9/1/17	8/31/17	8/31/17	8/31/17	8/31/17	8/30/17	8/30/17	8/30/17	8/31/17	8/31/17	8/31/17	8/31/17	8/31/17	9/1/17
Soil Intervals					ft bgs	0.5-2	2-4	0-0.5	0.5-2	0-0.5	0.5-2	0-0.5	0.5-2	0-0.5	0.5-2	0-0.5	0.5-2	6-8	0-0.5	0.5-2	0-0.5	0.5-2	6-8	0-0.5
EPA 6010																								
Arsenic		2.1	12		mgkg	***18.4***	1.4	**9.5**	0.34 I	**2.4 D3**	***56.4***	1.6	2.1	2.0 I D3	1.2	***36.9***	**8.9**	0.42 I	**7.5**	***27.7***	***47.1***	**5.5**		***13.4***
SPLP Arsenic				0.010	mg/L											**0.022**								
EPA 8270																								
1-Methylnaphthalene	3.1	200	1,800		mgkg	0.013 U		1.1	0.014 U	0.012 U	0.013 U	0.012 U	0.013 U	0.013 U	0.026 U	0.12 U D3	0.025 U D3		0.027 U D3	0.029 U D3	0.089 I D3	0.026 U D3	0.016 U Q	0.14 D3
2-Methylnaphthalene	8.5	210	2,100		mgkg	0.015 U		1.6	0.016 U	0.014 U	0.015 U	0.014 U	0.015 U	0.014 U	0.030 U	0.14 U D3	0.029 U D3		0.031 U D3	0.034 U D3	0.12 I D3	0.029 U D3	0.018 U Q	0.19 D3
Acenaphthene	2.1	2,400	20,000		mgkg	0.014 U		0.067 U	0.015 U	0.013 U	0.013 U	0.013 U	0.013 U	0.013 U	0.027 U	0.12 U D3	0.026 U D3		0.028 U D3	0.030 U D3	0.048 U D3	0.027 U D3	0.016 U Q	0.040 I D3
Acenaphthylene	27	1,800	20,000		mgkg	0.012 U		1.6	0.013 U	0.011 U	0.024 I	0.011 U	0.011 U	0.011 U	0.023 U	0.13 I D3	0.022 U D3		0.055 I D3	0.23 D3	0.37 D3	0.023 U D3	0.014 U Q	0.12 D3
Anthracene	2,500	21,000	300,000		mgkg	0.011 U		2.1	0.012 U	0.011 U	0.013 I	0.011 U	0.011 U	0.011 U	0.023 U	0.22 I D3	0.022 U D3		0.041 I D3	0.23 D3	0.51 D3	0.023 I D3	0.014 U Q	0.46 D3
Benzo(a)anthracene	0.8				mgkg	0.011 U		***18.2****	0.012 U	0.013 I	0.034 I	0.010 U	0.010 U	0.010 U	0.022 U	***2.4** D3***	0.021 U D3		0.33 D3	***2.0** D3***	***5.4** D3***	0.20 D3	0.027 I Q	***3.9** D3***
Benzo(a)pyrene	8	0.1	0.7		mgkg	0.018 I V		***19.5***	0.0047 U	0.017 I	0.051	0.031 I	0.0042 U	0.027 I	0.0087 U	***2.9 D3***	0.0083 U D3		**0.67 D3**	***4.1 D3***	***7.8 D3***	**0.21 D3**	0.052 Q	***3.5 D3***
Benzo(b)fluoranthene	2.4				mgkg	0.029 I		***31.0****	0.030 U	0.030 I	0.077	0.038	0.027 U	0.037	0.056 U	***5.8** D3***	0.054 U D3		1.2 D3	***6.4** D3***	1.4 D3	0.43 D3	0.043 I Q	***4.6** D3***
Benzo(g,h,i)perylene	32,000	2,500	52,000		mgkg	0.036 I V		15.8	0.015 U	0.016 I	0.047	0.013 U	0.013 U	0.013 U	0.027 U	1.5 D3	0.026 U D3		0.34 D3	1.7 D3	2.2 D3	0.026 U D3	0.056 Q	0.68 D3
Benzo(k)fluoranthene	24				mgkg	0.0081 U		14.4	0.0088 U	0.0076 U	0.031 I	0.037	0.0078 U	0.020 I	0.016 U	0.073 U D3	0.015 U D3		0.016 U D3	3.8 D3	10.6 D3	0.016 U D3	0.023 I Q	2.5 D3
Chrysene	77				mgkg	0.013 U		16.9	0.014 U	0.013 U	0.039	0.042	0.013 U	0.024 I	0.027 U	2.4 D3	0.025 U D3		0.31 D3	2.6 D3	6.9 D3	0.26 D3	0.042 I Q	3.0 D3
Dibenz(a,h)anthracene	0.7				mgkg	0.019 U		***4.3****	0.020 U	0.018 U	0.018 U	0.018 U	0.018 U	0.018 U	0.038 U	0.27 I D3	0.036 U D3		0.038 U D3	0.51 D3	0.065 U D3	0.037 U D3	0.022 U Q	0.041 U D3
Fluoranthene	1,200	3,200	59,000		mgkg	0.012 U		25.5	0.013 U	0.011 U	0.029 I	0.025 I	0.012 U	0.026 I	0.024 U	2.9 D3	0.023 U D3		0.21 D3	1.5 D3	5.0 D3	0.19 D3	0.036 I Q	3.3 D3
Fluorene	160	2,600	33,000		mgkg	0.017 U		0.31	0.018 U	0.016 U	0.016 U	0.016 U	0.016 U	0.016 U	0.034 U	0.15 U D3	0.032 U D3		0.034 U D3	0.037 U D3	0.039 U D3	0.033 U D3	0.020 U Q	0.15 D3
Indeno(1,2,3-cd)pyrene	6.6				mgkg	0.024 I V		***16.1****	0.020 U	0.018 U	0.038	0.018 U	0.018 U	0.018 U	0.038 U	1.4 D3	0.036 U D3		0.29 D3	1.8 D3	2.9 D3	0.037 U D3	0.022 U Q	0.84 D3
Naphthalene	1.2	55	300		mgkg	0.012 U		***1.4****	0.013 U	0.011 U	0.012 U	0.011 U	0.012 U	0.011 U	0.024 U	0.11 U D3	0.023 U D3		0.025 U D3	0.049 I D3	0.12 I D3	0.023 U D3	0.014 U Q	0.32 D3
Phenanthrene	250	2,200	36,000		mgkg	0.014 U		8.8	0.015 U	0.013 U	0.014 U	0.013 U	0.014 U	0.013 U	0.028 U	0.67 D3	0.027 U D3		0.084 D3	0.32 D3	0.83 D3	0.070 I D3	0.017 U Q	2.2 D3
Pyrene	880	2,400	45,000		mgkg	0.019 U		23.5	0.020 U	0.018 U	0.043	0.027 I	0.018 U	0.021 I CU	0.038 U CU	2.9 D3	0.036 U D3		0.35 D3	3.1 D3	6.6 D3	0.18 D3	0.047 Q	2.4 D3
Benzo(a)pyrene Equivalent					mgkg	0.0		***30.5***	0.0	0.0	0.1	0.0	0.0	0.0	0.0	***4.1***	0.0		***0.9***	***5.7***	***8.9***	**0.3**	0.1	***4.5***
SPLP PAHs EPA 8270 by SIM																								
1-Methylnaphthalene				0.028	mg/L											0.0010 U Q				0.0010 U Q				0.0010 U Q
2-Methylnaphthalene				0.028	mg/L											0.0010 U Q				0.0010 U Q				0.0010 U Q
Acenaphthene				0.02	mg/L											0.000025 U Q				0.000025 U Q				0.000025 U Q
Acenaphthylene				0.21	mg/L											0.000025 U Q				0.0022 Q				0.0022 Q
Anthracene				2.1	mg/L											0.000025 U Q				0.0018 Q				0.0018 Q
Benzo(a)anthracene				0.00005	mg/L											0.000025 U Q				0.000025 U Q				0.000025 U Q
Benzo(a)pyrene				0.0002	mg/L											0.000025 U Q				**0.0013 Q**				**0.0012 Q**
Benzo(b)fluoranthene				0.00005	mg/L											0.000025 U Q				**0.0012 Q**				**0.0010 Q**
Benzo(g,h,i)perylene				0.21	mg/L											0.000028 U Q				0.00096 Q				0.00082 Q
Benzo(k)fluoranthene				0.0005	mg/L											0.000025 U Q				0.000025 U Q				0.000025 U Q
Chrysene				0.0048	mg/L											0.000025 U Q				0.000025 U Q				0.000072 I Q
Dibenz(a,h)anthracene				0.000005	mg/L											0.000034 U Q				**0.00089 Q**				**0.00087 Q**
Fluoranthene				0.28	mg/L											0.000025 U Q				0.00098 Q				0.0010 Q
Fluorene				0.28	mg/L											0.000025 U Q				0.000025 U Q				0.000025 U Q
Indeno(1,2,3-cd)pyrene				0.00005	mg/L											0.000029 U Q				**0.0011 Q**				**0.0010 Q**
Naphthalene				0.014	mg/L											0.0010 U Q				0.0010 U Q				0.0010 U Q
Phenanthrene				0.21	mg/L											0.000050 U Q				0.000050 U Q				0.000050 U Q
Pyrene				0.21	mg/L											0.000025 U Q				0.0010 Q				0.00098 Q
FL-PRO																								
Petroleum Range Organics	340	460	2,700			2.9 I		**671**	3.1 U	2.7 U	2.8 U	145	2.8 U	2.7 U	2.9 U	**461**	5.8 U		7.2 I	254	307	5.9 U		77.0

Table 1: Soil Analytical Summary- Arsenic, SPLP Arsenic, PAHs, TRPH and SPLP PAHs
Facility Name: Ludlam Trail, Miami, FL

Sample Location	Table II, Ch. 62-777 FAC Soil Cleanup Target Levels					SB-21-3 (0.5-2)	SB-21-3 (6-8)	SB-21-4 (0-0.5)	SB-21-4 (0.5-2)	SB-21-5 (0-0.5)	SB-21-5 (0.5-2)	SB-22 (0-0.5)	SB-22 (0.5-2)
	Leachability Based on Groundwater Criteria	Direct Exposure Residential	Direct Exposure Commercial / Industrial	Groundwater Cleanup Target Levels	Units	9/1/17	9/1/17	8/31/17	8/31/17	8/31/17	8/31/17	8/30/17	8/30/17
Soil Intervals					ft bgs	0.5-2	6-8	0-0.5	0.5-2	0-0.5	0.5-2	0.5-2	0-0.5
EPA 6010													
Arsenic		2.1	12		mgkg	**4.6**		***13.7***	**3.9**	**2.6**	2.0	**8.0**	**10.3**
SPLP Arsenic				0.010	mg/L							**0.029**	
EPA 8270													
1-Methylnaphthalene	3.1	200	1,800		mgkg	0.027 U D3	0.030 U 2p Q	0.059	0.024 U	0.038	0.026 U	0.093	0.012 U
2-Methylnaphthalene	8.5	210	2,100		mgkg	0.031 U D3	0.034 U 2p Q	0.073	0.028 U	0.044	0.030 U	0.10	0.014 U
Acenaphthene	2.1	2,400	20,000		mgkg	0.028 U D3	0.031 U 2p Q	0.013 U	0.025 U	0.014 U	0.027 U	0.049	0.012 U
Acenaphthylene	27	1,800	20,000		mgkg	0.024 U D3	0.026 U 2p Q	0.028 I	0.022 U	0.54	0.25	0.31	0.011 U
Anthracene	2,500	21,000	300,000		mgkg	0.024 U D3	0.026 U 2p Q	0.071	0.021 U	0.40	0.17	0.31	0.010 U
Benzo(a)anthracene	0.8				mgkg	0.16 D3	0.054 I 2p Q	0.74	0.020 U	***1.9***	0.81	***2.8***	0.044
Benzo(a)pyrene	8	0.1	0.7		mgkg	0.12 D3	0.10 2p Q	***0.93***	0.0081 U	***2.0***	***0.94***	***3.5***	0.057 V
Benzo(b)fluoranthene	2.4				mgkg	0.11 D3	0.064 U 2p Q	1.6	0.052 U	***2.7***	1.3	***6.9***	0.068
Benzo(g,h,i)perylene	32,000	2,500	52,000		mgkg	0.028 U D3	0.097 2p Q	0.013 U	0.025 U	1.5	0.61	2.9	0.050
Benzo(k)fluoranthene	24				mgkg	0.10 D3	0.036 I 2p Q	0.0076 U	0.015 U	1.4	0.68	2.0	0.031 I
Chrysene	77				mgkg	0.12 D3	0.043 I 2p Q	0.85	0.025 U	1.8	0.79	3.4	0.057
Dibenz(a,h)anthracene	0.7				mgkg	0.039 U D3	0.043 U 2p Q	0.018 U	0.035 U	0.30	0.19	***0.76***	0.020 I
Fluoranthene	1,200	3,200	59,000		mgkg	0.12 D3	0.056 I 2p Q	0.67	0.023 U	2.0	0.87	5.5	0.041
Fluorene	160	2,600	33,000		mgkg	0.035 U D3	0.038 U 2p Q	0.020 I	0.031 U	0.045	0.033 U	0.051	0.015 U
Indeno(1,2,3-cd)pyrene	6.6				mgkg	0.039 U D3	0.13 2p Q	0.44	0.035 U	1.1	0.53	2.7	0.040
Naphthalene	1.2	55	300		mgkg	0.025 U D3	0.027 U 2p Q	0.048	0.022 U	0.051	0.025 I	0.11	0.011 U
Phenanthrene	250	2,200	36,000		mgkg	0.092 D3	0.032 U 2p Q	0.37	0.026 U	0.44	0.20	1.5	0.013 U
Pyrene	880	2,400	45,000		mgkg	0.099 D3	0.055 I 2p Q	0.68	0.035 U CU	2.6	1.3	5.4	0.049
Benzo(a)pyrene Equivalent					mgkg	**0.2**	0.1	***1.2***	0.0	***2.9***	***1.4***	***5.5***	0.1
SPLP PAHs EPA 8270 by SIM													
1-Methylnaphthalene				0.028	mg/L			0.0010 U Q		0.0010 U Q		0.0010 U Q	
2-Methylnaphthalene				0.028	mg/L			0.0010 U Q		0.0010 U Q		0.0010 U Q	
Acenaphthene				0.02	mg/L			0.000026 U Q		0.000025 U Q		0.000025 U Q	
Acenaphthylene				0.21	mg/L			0.000026 U Q		0.000025 U Q		0.000025 U Q	
Anthracene				2.1	mg/L			0.000026 U Q		0.000025 U Q		0.0012 Q	
Benzo(a)anthracene				0.00005	mg/L			0.000026 U Q		0.000025 U Q		**0.0018 Q**	
Benzo(a)pyrene				0.0002	mg/L			0.000026 U Q		**0.0012 Q**		**0.0016 Q**	
Benzo(b)fluoranthene				0.00005	mg/L			0.000026 U Q		**0.00097 Q**		**0.00099 Q**	
Benzo(g,h,i)perylene				0.21	mg/L			0.000029 U Q J(L1)		0.00082 Q		0.0018 Q	
Benzo(k)fluoranthene				0.0005	mg/L			0.000026 U Q		0.000025 U Q		**0.0011 Q**	
Chrysene				0.0048	mg/L			0.00020 I Q		0.000025 U Q		0.00036 I Q	
Dibenz(a,h)anthracene				0.000005	mg/L			0.000035 U Q		**0.00087 Q**		**0.0016 Q**	
Fluoranthene				0.28	mg/L			0.000026 U Q		0.00096 Q		0.0014 Q	
Fluorene				0.28	mg/L			0.000026 U Q		0.000025 U Q		0.000025 U Q	
Indeno(1,2,3-cd)pyrene				0.00005	mg/L			0.000030 U Q		**0.0010 Q**		**0.0018 Q**	
Naphthalene				0.014	mg/L			0.0010 U Q		0.0010 U Q		0.0010 U Q	
Phenanthrene				0.21	mg/L			0.000052 U Q		0.000050 U Q		0.000060 I Q	
Pyrene				0.21	mg/L			0.000026 U Q		0.00095 Q		0.0011 Q	
FL-PRO													
Petroleum Range Organics	340	460	2,700			6.2 U		8.9	4.3	115	40.6	84.8	10.4

Table 1: Soil Analytical Summary- Arsenic, SPLP Arsenic, PAHs, TRPH and SPLP PAHs
Facility Name: Ludlam Trail, Miami, FL

Sample Location	Table II, Ch. 62-777 FAC Soil Cleanup Target Levels					SB-22 (8-10)	SB-23 (0-0.5)	SB-23 (0.5-2)	SB-23 (2-4)	SB-24 (0-0.5)	SB-24 (0.5-2)	SB-25 (0-0.5)	SB-25 (0.5-2)	SB-25 (2-4)	SB-25 (4-6)	SB-25 (6-8)	SB-25 (8-10)	SB-26 (0-0.5)	SB-26 (0.5-2)	SB-26 (4-6)	SB-27 (0-0.5)	SB-27 (0.5-2)
	Leachability Based on Groundwater Criteria	Direct Exposure Residential	Direct Exposure Commercial / Industrial	Groundwater Cleanup Target Levels	Units	8/30/17	8/31/17	8/31/17	8/31/17	8/30/17	8/30/17	8/31/17	8/31/17	8/31/17	8/31/17	8/31/17	8/31/17	8/30/17	8/30/17	8/30/17	8/31/17	8/31/17
Soil Intervals					ft bgs	8-10	0-0.5	0.5-2	2-4	0-0.5	0.5-2	0-0.5	0.5-2	2-4	4-6	6-8	8-10	0-0.5	0.5-2	4-6	0-0.5	0.5-2
EPA 6010																						
Arsenic		2.1	12		mgkg	0.32 I	***12.7***	2.0		***13.0***	1.8	***29.0***	**2.5**	**5.1**	**7.0**	**3.4**	**11.2**	***41.4***	***17.7 J(M1), J(R1)***	1.4	***25.5***	***23.8***
SPLP Arsenic				0.010	mg/L					**0.012**		0.0080 I			**0.012**		0.0090 I	**0.017**			0.0050 U	
EPA 8270																						
1-Methylnaphthalene	3.1	200	1,800		mgkg		0.075 I D3	0.012 U	0.029 U D3 Q	0.057 I D3	0.012 U	0.20	0.012 U	0.012 U	0.026 I	0.013 U	0.054	0.050	0.012 U	0.014 U	0.025 U D3	0.024 U D3
2-Methylnaphthalene	8.5	210	2,100		mgkg		0.083 I D3	0.014 U	0.033 U D3 Q	0.079 I D3	0.014 U	0.26	0.014 U	0.014 U	0.033 I	0.015 U	0.069	0.11	0.017 I	0.016 U	0.029 U D3	0.028 U D3
Acenaphthene	2.1	2,400	20,000		mgkg		0.047 I D3	0.013 U	0.030 U D3 Q	0.032 U D3	0.012 U	0.036	0.013 U	0.013 U	0.013 U	0.014 U	0.013 U	0.032 I	0.013 U	0.015 U	0.029 I D3	0.025 U D3
Acenaphthylene	27	1,800	20,000		mgkg		2.9 D3	0.018 I	0.025 U D3 Q	0.48 D3	0.010 U	1.7	0.025 I	0.011 U	0.17	0.012 U	0.38	1.7	0.20	0.012 U	0.37 D3	0.021 U D3
Anthracene	2,500	21,000	300,000		mgkg		2.6 D3	0.024 I	0.025 U D3 Q	0.57 D3	0.010 U	1.4	0.028 I	0.011 U	0.14	0.011 U	0.34	0.46	0.076	0.012 U	0.51 D3	0.021 U D3
Benzo(a)anthracene	0.8				mgkg		***8.7** D3***	0.021 I	0.024 U D3 Q	***4.2** D3***	0.015 I	***6.2****	0.049	0.010 U	***1.0****	0.011 U	***2.7****	***1.3****	0.40	0.012 U	***4.8** D3***	0.020 U D3
Benzo(a)pyrene	8	0.1	0.7		mgkg		***10.1 D3***	0.021 I	0.0096 U D3 Q	***5.0 D3***	0.019 I V	***6.6***	0.032 I	0.0041 U	***1.0***	0.0043 U	***2.7***	***3.3***	**0.62**	0.0047 U	***6.2 D3***	0.013 I D3
Benzo(b)fluoranthene	2.4				mgkg		***16.4** D3***	0.029 I	0.062 U D3 Q	***8.0** D3***	0.035	***8.8****	0.056	0.027 U	1.5	0.028 U	***2.6****	***5.5****	1.0	0.030 U	***12.0** D3***	0.051 U D3
Benzo(g,h,i)perylene	32,000	2,500	52,000		mgkg		9.9 D3	0.018 I	0.029 U D3 Q	3.8 D3	0.029 I	4.9	0.030 I	0.013 U	0.71	0.013 U	1.8	2.4	0.43	0.014 U	3.8 D3	0.025 U D3
Benzo(k)fluoranthene	24				mgkg		8.0 D3	0.018 I	0.018 U D3 Q	3.4 D3	0.0091 I	0.0075 U	0.025 I	0.0076 U	0.67	0.0080 U	1.7	0.0075 U	0.39	0.0086 U	4.5 D3	0.015 U D3
Chrysene	77				mgkg		11.7 D3	0.022 I	0.029 U D3 Q	4.4 D3	0.012 U	6.3	0.035	0.015 I	0.98	0.013 U	2.7	2.1	0.53	0.014 U	6.3 D3	0.024 U D3
Dibenz(a,h)anthracene	0.7				mgkg		***2.8** D3***	0.018 U	0.041 U D3 Q	***1.2** D3***	0.017 U	***1.9****	0.018 U	0.018 U	0.018 U	0.019 U	0.53	0.51	0.12	0.020 U	***1.1** D3***	0.034 U D3
Fluoranthene	1,200	3,200	59,000		mgkg		12.0 D3	0.026 I	0.027 U D3 Q	4.8 D3	0.011 U	8.2	0.054	0.012 U	1.1	0.012 U	3.4	1.7	0.30	0.013 U	4.8 D3	0.022 U D3
Fluorene	160	2,600	33,000		mgkg		0.16 D3	0.016 U	0.037 U D3 Q	0.075 I D3	0.015 U	0.13	0.016 U	0.016 U	0.027 I	0.017 U	0.039	0.016 U	0.015 U	0.018 U	0.032 U D3	0.031 U D3
Indeno(1,2,3-cd)pyrene	6.6				mgkg		***9.1** D3***	0.018 U	0.041 U D3 Q	3.5 D3	0.017 U	4.6	0.026 I	0.018 U	0.65	0.019 U	1.7	1.9	0.41	0.020 U	3.8 D3	0.034 U D3
Naphthalene	1.2	55	300		mgkg		0.12 D3	0.011 U	0.026 U D3 Q	0.14 D3	0.011 U	0.23	0.011 U	0.011 U	0.029 I	0.012 U	0.063	0.26	0.036	0.013 U	0.037 I D3	0.022 U D3
Phenanthrene	250	2,200	36,000		mgkg		2.3 D3	0.013 U	0.031 U D3 Q	1.9 D3	0.013 U	2.7	0.013 U	0.013 U	0.30	0.014 U	0.93	0.38	0.064	0.015 U	0.30 D3	0.026 U D3
Pyrene	880	2,400	45,000		mgkg		12.2 D3	0.026 I	0.041 U D3 Q	5.1 D3	0.017 U	8.3	0.050	0.018 U	1.2	0.019 U	3.3	2.3	0.39	0.020 U	6.9 D3	0.034 U D3
Benzo(a)pyrene Equivalent					mgkg		***16.4***	0.0	0.0	***7.8***	0	***10.5***	0.1	0	***1.3***	0	***3.9***	***4.7***	***0.9***	0	***9.4***	0
SPLP PAHs EPA 8270 by SIM																						
1-Methylnaphthalene				0.028	mg/L		0.0010 U 1p Q			0.0010 U Q		0.0010 U			0.0010 U		0.0010 U	0.0010 U Q			0.0010 U	
2-Methylnaphthalene				0.028	mg/L		0.0010 U 1p Q			0.0010 U Q		0.0010 U			0.0010 U		0.0010 U	0.0010 U Q			0.0010 U	
Acenaphthene				0.02	mg/L		0.000025 U 1p Q			0.000025 U Q		0.000025 U			0.000025 U		0.000025 U	0.000025 U Q			0.000025 U	
Acenaphthylene				0.21	mg/L		0.000025 U 1p Q			0.0016 Q		0.000025 U			0.0016		0.0016	0.0017 Q			0.000031 I	
Anthracene				2.1	mg/L		0.000025 U 1p Q			0.0011 Q		0.0011			0.0011		0.0011	0.0011 Q			0.000077 I	
Benzo(a)anthracene				0.00005	mg/L		**0.0017 1p Q**			0.000025 U Q		0.000025 U			0.000025 U		0.000025 U	0.000025 U Q			0.000025 U	
Benzo(a)pyrene				0.0002	mg/L		0.000025 U 1p Q			**0.0013 Q**		0.000025 U			**0.0012**		**0.0012**	**0.0013 Q**			0.000025 U	
Benzo(b)fluoranthene				0.00005	mg/L		**0.00076 1p Q**			**0.00047 Q**		0.000025 U			**0.00015**		**0.00023**	**0.00043 Q**			0.000025 U	
Benzo(g,h,i)perylene				0.21	mg/L		0.000028 U 1p Q CU J(L1)			0.0013 Q		0.000028 U			0.000028 U		0.0012	0.0015 Q			0.000028 U	
Benzo(k)fluoranthene				0.0005	mg/L		0.000025 U 1p Q			0.000025 U Q		0.000025 U			**0.00080**		**0.00082**	0.000025 U Q			0.000025 U	
Chrysene				0.0048	mg/L		0.00031 I 1p Q			0.000097 I Q		0.000025 U			0.000025 U		0.000074 I	0.000025 U Q			0.000025 I	
Dibenz(a,h)anthracene				0.000005	mg/L		0.000034 U 1p Q			0.000034 U Q		0.000034 U			0.000034 U		**0.0014**	0.000034 U Q			0.000034 U	
Fluoranthene				0.28	mg/L		0.0013 1p Q			0.0013 Q		0.0013			0.0013		0.0013	0.0013 Q			0.000040 I	
Fluorene				0.28	mg/L		0.000025 U 1p Q			0.000025 U Q		0.000025 U			0.000025 U		0.000025 U	0.000025 U Q			0.000025 U	
Indeno(1,2,3-cd)pyrene				0.00005	mg/L		0.000029 U 1p Q			**0.0015 Q**		0.000029 U			0.000029 U		**0.0014**	**0.0015 Q**			0.000029 U	
Naphthalene				0.014	mg/L		0.0010 U 1p Q			0.0010 U Q		0.0010 U			0.0010 U		0.0010 U	0.0010 U Q			0.0010 U	
Phenanthrene				0.21	mg/L		0.000050 U 1p Q			0.000050 U Q		0.000071 I			0.00012 I		0.00012 I	0.000050 U Q			0.000050 U	
Pyrene				0.21	mg/L		0.00092 1p Q			0.00089 Q		0.00087			0.00089		0.00093	0.00087 Q			0.000041 I	
FL-PRO																						
Petroleum Range Organics	340	460	2,700				304	2.7 U		**495**	5.3 U	241	2.7 U	2.7 U	29.0	2.8 U	62.0	14.6	9.1		258	21.5

Table 1: Soil Analytical Summary- Arsenic, SPLP Arsenic, PAHs, TRPH and SPLP PAHs
Facility Name: Ludlam Trail, Miami, FL

Sample Location	Table II, Ch. 62-777 FAC Soil Cleanup Target Levels					SB-27 (4-6)	SB-28 (0-0.5)	SB-28 (0.5-2)	SB-28 (2-4)	SB-29 (0-0.5)	SB-29 (0.5-2)	SB-30 (0-0.5)	SB-30 (0.5-2)	SB-30 (4-6)
	Leachability Based on Groundwater Criteria	Direct Exposure Residential	Direct Exposure Commercial / Industrial	Groundwater Cleanup Target Levels	Units	8/31/17	8/30/17	8/30/17	8/30/17	8/31/17	8/31/17	8/30/17	8/30/17	8/30/17
Soil Intervals					ft bgs	4-6	0-0.5	0.5-2	2-4	0-0.5	0.5-2	0-0.5	0.5-2	4-6
EPA 6010														
Arsenic		2.1	12		mgkg	**10.5**	**10.7**	***17.0***	**7.0**	***21.3***	***63.6***	**3.5**	***85.6***	2.1
SPLP Arsenic				0.010	mg/L		0.0092 I			0.0053 I	**0.099**		**0.080**	
EPA 8270														
1-Methylnaphthalene	3.1	200	1,800		mgkg		0.014 I	0.012 U		0.012 U	0.013 U	0.012 U	0.012 U	0.028 U
2-Methylnaphthalene	8.5	210	2,100		mgkg		0.021 I	0.014 U		0.014 U	0.015 U	0.014 U	0.014 U	0.032 U CU
Acenaphthene	2.1	2,400	20,000		mgkg		0.013 U	0.013 U		0.013 U	0.014 U	0.013 U	0.013 U	0.029 U
Acenaphthylene	27	1,800	20,000		mgkg		0.38	0.011 U		0.39	0.071	0.038	0.019 I	0.025 U
Anthracene	2,500	21,000	300,000		mgkg		0.23	0.011 I		0.20	0.042	0.028 I	0.016 I	0.024 U
Benzo(a)anthracene	0.8				mgkg		***1.7****	0.043		***1.5****	0.25	0.24	0.095	0.023 U
Benzo(a)pyrene	8	0.1	0.7		mgkg		***2.6***	0.050 V		***1.8***	**0.32**	**0.27**	0.13	0.0092 U
Benzo(b)fluoranthene	2.4				mgkg		***5.7****	0.12		***3.2****	0.52	0.38	0.17	0.059 U
Benzo(g,h,i)perylene	32,000	2,500	52,000		mgkg		1.3	0.042		1.5	0.21	0.17	0.095	0.028 U
Benzo(k)fluoranthene	24				mgkg		1.6	0.0075 U		1.5	0.22	0.23	0.10	0.017 U
Chrysene	77				mgkg		2.0	0.055		1.7	0.27	0.31	0.13	0.028 U
Dibenz(a,h)anthracene	0.7				mgkg		0.38	0.018 U		0.39	0.056	0.017 U	0.018 U	0.040 U
Fluoranthene	1,200	3,200	59,000		mgkg		1.4	0.030 I		1.4	0.17	0.31	0.097	0.026 U
Fluorene	160	2,600	33,000		mgkg		0.016 U	0.016 U		0.016 U	0.017 U	0.016 U	0.016 U	0.035 U CU
Indeno(1,2,3-cd)pyrene	6.6				mgkg		1.2	0.030 I		1.3	0.19	0.14	0.069	0.040 U
Naphthalene	1.2	55	300		mgkg		0.037	0.011 U		0.011 U	0.012 U	0.029 I	0.011 U	0.025 U
Phenanthrene	250	2,200	36,000		mgkg		0.092	0.013 U		0.071	0.014 U	0.046	0.013 U	0.030 U
Pyrene	880	2,400	45,000		mgkg		1.8	0.044		1.9	0.26	0.28	0.11	0.040 U
Benzo(a)pyrene Equivalent					mgkg		***3.9***	0.1		***2.8***	**0.5**	**0.4**	**0.2**	0
SPLP PAHs EPA 8270 by SIM														
1-Methylnaphthalene				0.028	mg/L		0.0010 U Q			0.0010 U				
2-Methylnaphthalene				0.028	mg/L		0.0010 U Q			0.0010 U				
Acenaphthene				0.02	mg/L		0.000025 U Q			0.000025 U				
Acenaphthylene				0.21	mg/L		0.000025 U Q			0.000025 U				
Anthracene				2.1	mg/L		0.0011 Q			0.000025 U				
Benzo(a)anthracene				0.00005	mg/L		0.000025 U Q			0.000025 U				
Benzo(a)pyrene				0.0002	mg/L		0.000025 U Q			0.000025 U				
Benzo(b)fluoranthene				0.00005	mg/L		0.000025 U Q			0.000025 U				
Benzo(g,h,i)perylene				0.21	mg/L		0.000028 U Q			0.000028 U				
Benzo(k)fluoranthene				0.0005	mg/L		0.000025 U Q			0.000025 U				
Chrysene				0.0048	mg/L		0.000025 U Q			0.000025 U				
Dibenz(a,h)anthracene				0.000005	mg/L		0.000034 U Q			0.000034 U				
Fluoranthene				0.28	mg/L		0.0013 Q			0.0013				
Fluorene				0.28	mg/L		0.000025 U Q			0.000025 U				
Indeno(1,2,3-cd)pyrene				0.00005	mg/L		0.000029 U Q			0.000029 U				
Naphthalene				0.014	mg/L		0.0010 U Q			0.0010 U				
Phenanthrene				0.21	mg/L		0.000050 U Q			0.000050 U				
Pyrene				0.21	mg/L		0.00084 Q			0.00086				
FL-PRO														
Petroleum Range Organics	340	460	2,700				15.2	7.3 I		43.1	47.8	5.5 U	10.5	

Table 1: Soil Analytical Summary- Arsenic, SPLP Arsenic, PAHs, TRPH and SPLP PAHs
Facility Name: Ludlam Trail, Miami, FL

Sample Location	Table II, Ch. 62-777 FAC Soil Cleanup Target Levels					SB-31 (0-0.5)	SB-31 (0.5-2)	SB-31 (4-6)	SB-31 E25 (0-0.5)	SB-31 E25 (0.5-2)	SB-31 E25 (2-4)	SB-31 E50 (0-0.5)	SB-31 E50 (0.5-2)	SB-31 W25 (0-0.5)	SB-31 W25 (0.5-2)	SB-31 W50 (0-0.5)	SB-31 W50 (0.5-2)	SB-31 W50 (2-4)	SB-32 (0-0.5)	SB-32 (0.5-2)	SB-32 (4-6)	SB-33-1 (0-0.5)
	Leachability Based on Groundwater Criteria	Direct Exposure Residential	Direct Exposure Commercial / Industrial	Groundwater Cleanup Target Levels	Units	8/31/17	8/31/17	8/31/17	8/31/17	8/31/17	8/31/17	8/31/17	8/31/17	8/31/17	8/31/17	8/31/17	8/31/17	8/31/17	8/30/17	8/30/17	8/30/17	8/31/17
Soil Intervals					ft bgs	0-0.5	0.5-2	4-6	0-0.5	0.5-2	2-4	0-0.5	0.5-2	0-0.5	0.5-2	0-0.5	0.5-2	2-4	0-0.5	0.5-2	4-6	0-0.5
EPA 6010																						
Arsenic		2.1	12		mgkg	**4.0**	***29.9***	**2.8**	**3.3**	***13.8***	**5.9**	**3.3**	0.56 I	***24.0***	0.34 U	**4.0**	**4.0**	1.8	**9.3**	**8.3**	**5.4**	2.8 U D3
SPLP Arsenic				0.010	mg/L		**0.037**		0.0050 U					**0.020**			0.0050 U			0.0067 I		
EPA 8270																						
1-Methylnaphthalene	3.1	200	1,800		mgkg	0.024 U D3	0.025 U D3	0.026 U D3	0.026 U D3	0.025 U D3		0.026 U D3	0.027 U D3	0.026 U D3	0.026 U D3	0.029 U D3	0.032 U D3		0.012 U	0.027 I	0.013 U	0.039 U D3
2-Methylnaphthalene	8.5	210	2,100		mgkg	0.027 U D3	0.029 U D3	0.030 U D3 CU	0.029 U D3	0.029 U D3		0.030 U D3	0.031 U D3	0.030 U D3	0.030 U D3	0.033 U D3	0.037 U D3		0.014 U	0.033 I	0.015 U CU	0.044 U D3
Acenaphthene	2.1	2,400	20,000		mgkg	0.025 U D3	0.026 U D3	0.027 U D3 CU	0.026 U D3	0.026 U D3		0.027 U D3	0.028 U D3	0.027 U D3	0.027 U D3	0.030 U D3	0.033 U D3		0.013 U	0.013 U	0.014 U	0.040 U D3
Acenaphthylene	27	1,800	20,000		mgkg	0.11 D3	0.14 D3	0.023 U D3	0.21 D3	0.022 U D3		0.025 I D3	0.024 U D3	0.18 D3	0.023 U D3	0.025 U D3	0.028 U D3		0.18	0.045	0.012 U	0.034 U D3
Anthracene	2,500	21,000	300,000		mgkg	0.13 D3	0.12 D3	0.023 U D3	0.14 D3	0.022 U D3		0.023 I D3	0.023 U D3	0.078 D3	0.022 U D3	0.025 U D3	0.028 U D3		0.14	0.046	0.012 U	0.033 U D3
Benzo(a)anthracene	0.8				mgkg	***1.9** D3***	**1.6** D3**	0.021 U D3	***2.0** D3***	0.021 U D3		0.25 D3	0.022 U D3	***0.86** D3***	0.021 U D3	0.048 I D3	0.026 U D3		***1.2*****	0.40	0.011 U	0.032 U D3
Benzo(a)pyrene	8	0.1	0.7		mgkg	***2.1 D3***	**1.8 D3**	0.0086 U D3	***2.7 D3***	0.0084 U D3		**0.33 D3**	0.0089 U D3	***1.1 D3***	0.0085 U D3	0.060 I D3	0.011 U D3		***1.2***	**0.40**	0.0045 U	0.013 U D3
Benzo(b)fluoranthene	2.4				mgkg	***3.8** D3***	**3.3** D3**	0.056 U D3	***4.1** D3***	0.054 U D3		0.71 D3	0.057 U D3	1.6 D3	0.055 U D3	0.091 D3	0.068 U D3		***2.6*****	1.1	0.029 U	0.082 U D3
Benzo(g,h,i)perylene	32,000	2,500	52,000		mgkg	1.4 D3	1.1 D3	0.027 U D3	1.5 D3	0.026 U D3		0.19 D3	0.027 U D3	0.62 D3	0.026 U D3	0.029 U D3	0.033 U D3		0.72	0.19	0.014 U	0.039 U D3
Benzo(k)fluoranthene	24				mgkg	1.6 D3	1.4 D3	0.016 U D3	2.0 D3	0.015 U D3		0.016 U D3	0.016 U D3	0.80 D3	0.016 U D3	0.034 I D3	0.020 U D3		0.99	0.0079 U	0.0082 U	0.024 U D3
Chrysene	77				mgkg	2.0 D3	1.8 D3	0.026 U D3	2.3 D3	0.025 U D3		0.33 D3	0.027 U D3	1.1 D3	0.026 U D3	0.055 I D3	0.032 U D3		1.4	0.49	0.014 U	0.039 U D3
Dibenz(a,h)anthracene	0.7				mgkg	0.33 D3	0.26 D3	0.037 U D3	0.33 D3	0.036 U D3		0.037 U D3	0.038 U D3	0.16 D3	0.037 U D3	0.041 U D3	0.046 U D3		0.18	0.057	0.019 U	0.055 U D3
Fluoranthene	1,200	3,200	59,000		mgkg	2.1 D3	1.9 D3	0.024 U D3	2.5 D3	0.023 U D3		0.27 D3	0.025 U D3	1.2 D3	0.024 U D3	0.073 I D3	0.030 U D3		1.2	0.39	0.012 U	0.036 U D3
Fluorene	160	2,600	33,000		mgkg	0.030 U D3	0.032 U D3	0.033 U D3 CU	0.032 U D3	0.032 U D3		0.033 U D3	0.034 U D3	0.033 U D3	0.033 U D3	0.037 U D3	0.041 U D3		0.016 U	0.017 U	0.017 U CU	0.049 U D3
Indeno(1,2,3-cd)pyrene	6.6				mgkg	1.2 D3	1.0 D3	0.037 U D3	1.4 D3	0.036 U D3		0.16 D3	0.038 U D3	0.60 D3	0.037 U D3	0.041 U D3	0.046 U D3		0.65	0.19	0.019 U	0.055 U D3
Naphthalene	1.2	55	300		mgkg	0.022 U D3	0.025 I D3	0.024 U D3	0.023 U D3	0.023 U D3		0.024 U D3	0.025 U D3	0.024 U D3	0.024 U D3	0.026 U D3	0.029 U D3		0.017 I	0.024 I	0.012 U	0.035 U D3
Phenanthrene	250	2,200	36,000		mgkg	0.15 D3	0.17 D3	0.028 U D3	0.081 D3	0.027 U D3		0.028 U D3	0.029 U D3	0.057 I D3	0.028 U D3	0.031 U D3	0.034 U D3		0.090	0.048	0.014 U	0.041 U D3
Pyrene	880	2,400	45,000		mgkg	2.5 D3	2.3 D3	0.037 U D3	3.1 D3	0.036 U D3		0.33 D3	0.038 U D3	1.5 D3	0.037 U D3	0.063 I D3	0.046 U D3		1.4	0.44	0.019 U	0.055 U D3
Benzo(a)pyrene Equivalent					mgkg	***3.1***	***2.7***	0.0	***3.8***	0.0		**0.5**	0.0	***1.6***	0.0	0.1	0.0		***1.8***	***0.6***	0.0	0.0
SPLP PAHs EPA 8270 by SIM																						
1-Methylnaphthalene				0.028	mg/L		0.0010 U		0.0010 U					0.0010 U			0.0010 U			0.0010 U Q		
2-Methylnaphthalene				0.028	mg/L		0.0010 U		0.0010 U					0.0010 U			0.0010 U			0.0010 U Q		
Acenaphthene				0.02	mg/L		0.000025 U		0.000025 U					0.000025 U			0.000025 U			0.000025 U Q		
Acenaphthylene				0.21	mg/L		0.000025 U		0.000089 I					0.000025 U			0.000025 U			0.000025 U Q		
Anthracene				2.1	mg/L		0.000080 I		0.000025 U					0.000029 I			0.000025 U			0.000025 U Q		
Benzo(a)anthracene				0.00005	mg/L		0.000025 U		0.000025 U					0.000025 U			0.000025 U			0.000025 U Q		
Benzo(a)pyrene				0.0002	mg/L		0.000025 U		0.000025 U					0.000025 U			0.000025 U			0.000025 U Q		
Benzo(b)fluoranthene				0.00005	mg/L		0.000025 U		**0.00018**					0.000025 U			0.000025 U			0.000025 U Q		
Benzo(g,h,i)perylene				0.21	mg/L		0.000028 U		0.000028 U					0.000028 U			0.000028 U			0.000028 U Q		
Benzo(k)fluoranthene				0.0005	mg/L		0.000025 U		0.000025 U					0.000025 U			0.000025 U			0.000025 U Q		
Chrysene				0.0048	mg/L		0.000030 I		0.000070 I					0.000025 U			0.000025 U			0.000025 U Q		
Dibenz(a,h)anthracene				0.000005	mg/L		0.000034 U		0.000034 U					0.000034 U			0.000034 U			0.000034 U Q		
Fluoranthene				0.28	mg/L		0.00018 I		0.000060 I					0.000025 U			0.000025 U			0.000025 U Q		
Fluorene				0.28	mg/L		0.000025 U		0.000025 U					0.000025 U			0.000027 I			0.000025 U Q		
Indeno(1,2,3-cd)pyrene				0.00005	mg/L		0.000029 U		0.000029 U CU					0.000029 U			0.000029 U			0.000029 U Q		
Naphthalene				0.014	mg/L		0.0010 U		0.0010 U					0.0010 U			0.0010 U			0.0010 U Q		
Phenanthrene				0.21	mg/L		0.00013 I		0.000050 U					0.000050 U			0.000050 U			0.000050 U Q		
Pyrene				0.21	mg/L		0.00016 I		0.000071 I					0.000025 U			0.000025 U			0.000025 U Q		
FL-PRO																						
Petroleum Range Organics	340	460	2,700			61.6	50.9		56.2	2.8 U		10.6	3.0 U	10.9	5.8 U	65.6	7.3 U		15.0	8.8 I		6.9 U

Table 1: Soil Analytical Summary- Arsenic, SPLP Arsenic, PAHs, TRPH and SPLP PAHs
Facility Name: Ludlam Trail, Miami, FL

Sample Location	Table II, Ch. 62-777 FAC Soil Cleanup Target Levels					SB-33-1 (0.5-2)	SB-33-2 (0-0.5)	SB-33-2 (0.5-2)	SB-33-3 (0-0.5)	SB-33-3 (0.5-2)	SB-33-3 (2-4)	SB-33-4 (0-0.5)	SB-33-5 (0-0.5)	SB-34 (0-0.5)	SB-34 (0.5-2)
	Leachability Based on Groundwater Criteria	Direct Exposure Residential	Direct Exposure Commercial / Industrial	Groundwater Cleanup Target Levels	Units	8/31/17	8/31/17	8/31/17	8/31/17	8/31/17	8/31/17	8/31/17	8/31/17	8/30/17	8/30/17
Soil Intervals					ft bgs	0.5-2	0-0.5	0.5-2	0-0.5	0.5-2	2-4	0-0.5	0-0.5	0-0.5	0.5-2
EPA 6010															
Arsenic		2.1	12		mgkg	0.27 U	**2.5**	**7.1 D3**	**8.5**	***21.0 D3***	2.0	**3.6 I D3**	3.5 U D3	**4.2**	***12.7***
SPLP Arsenic				0.010	mg/L				0.0050 U					0.0050 U	
EPA 8270															
1-Methylnaphthalene	3.1	200	1,800		mgkg	0.013 U	0.015 U	0.040 U D3	0.012 U	0.013 U	0.026 U D3	0.041 U D3	0.043 U D3	0.013 U	0.013 U
2-Methylnaphthalene	8.5	210	2,100		mgkg	0.014 U	0.017 U	0.046 U D3	0.014 U	0.015 U	0.030 U D3 CU	0.046 U D3	0.050 U D3	0.014 U	0.017 I
Acenaphthene	2.1	2,400	20,000		mgkg	0.013 U	0.015 U	0.041 U D3	0.014 I	0.014 U	0.027 U D3 CU	0.042 U D3	0.045 U D3	0.013 U	0.024 I
Acenaphthylene	27	1,800	20,000		mgkg	0.011 U	0.013 U	0.035 U D3	0.43	0.014 I	0.023 U D3	0.036 U D3	0.038 U D3	0.011 U	0.63
Anthracene	2,500	21,000	300,000		mgkg	0.011 U	0.013 U	0.034 U D3	0.50	0.013 I	0.023 U D3	0.035 U D3	0.038 U D3	0.011 U	0.47
Benzo(a)anthracene	0.8				mgkg	0.010 U	0.012 U	0.033 U D3	***2.6***	0.011 U	0.021 U D3	0.033 U D3	0.036 U D3	0.044	***2.9***
Benzo(a)pyrene	8	0.1	0.7		mgkg	0.0059 I	0.012 I	0.12 D3	***2.0***	0.040	0.0087 U D3	0.013 U D3	0.014 U D3	0.059 V	***4.5 L***
Benzo(b)fluoranthene	2.4				mgkg	0.027 U	0.032 U	0.22 D3	***2.8***	0.074	0.056 U D3	0.086 U D3	0.093 U D3	0.12	***11.9** L***
Benzo(g,h,i)perylene	32,000	2,500	52,000		mgkg	0.013 U	0.015 U	0.084 I D3	1.4	0.032 I	0.027 U D3	0.041 U D3	0.044 U D3	0.033 I	1.9
Benzo(k)fluoranthene	24				mgkg	0.0076 U	0.011 I	0.11 I D3	1.7	0.033 I	0.016 U D3	0.025 U D3	0.027 U D3	0.0076 U	0.0078 U
Chrysene	77				mgkg	0.013 U	0.015 I	0.20 D3	2.7	0.051	0.026 U D3	0.041 U D3	0.044 U D3	0.069	4.0 L
Dibenz(a,h)anthracene	0.7				mgkg	0.018 U	0.021 U	0.057 U D3	0.45	0.019 U	0.037 U D3	0.058 U D3	0.062 U D3	0.018 U	0.53
Fluoranthene	1,200	3,200	59,000		mgkg	0.012 U	0.024 I	0.19 D3	2.8	0.055	0.024 U D3	0.037 U D3	0.040 U D3	0.046	3.6
Fluorene	160	2,600	33,000		mgkg	0.016 U	0.019 U	0.051 U D3	0.028 I	0.017 U	0.033 U D3 CU	0.052 U D3	0.055 U D3	0.016 U	0.016 U
Indeno(1,2,3-cd)pyrene	6.6				mgkg	0.018 U	0.021 U	0.057 U D3	1.4	0.028 I	0.037 U D3	0.058 U D3	0.062 U D3	0.025 I	2.0
Naphthalene	1.2	55	300		mgkg	0.011 U	0.014 U	0.036 U D3	0.011 U	0.012 U	0.024 U D3	0.037 U D3	0.040 U D3	0.011 U	0.050
Phenanthrene	250	2,200	36,000		mgkg	0.013 U	0.016 U	0.043 U D3	0.38	0.014 U	0.028 U D3	0.043 U D3	0.046 U D3	0.013 U	0.28
Pyrene	880	2,400	45,000		mgkg	0.018 U	0.021 U	0.26 D3	3.3	0.057	0.037 U D3	0.058 U D3	0.062 U D3	0.053	4.7 L
Benzo(a)pyrene Equivalent					mgkg	0.0	0.0	**0.2**	***3.1***	0.1	0.0	0	0	0.1	***6.7***
SPLP PAHs EPA 8270 by SIM															
1-Methylnaphthalene				0.028	mg/L				0.0010 U						
2-Methylnaphthalene				0.028	mg/L				0.0010 U						
Acenaphthene				0.02	mg/L				0.00091						
Acenaphthylene				0.21	mg/L				0.000025 U						
Anthracene				2.1	mg/L				0.0043						
Benzo(a)anthracene				0.00005	mg/L				**0.00039**						
Benzo(a)pyrene				0.0002	mg/L				0.000025 U						
Benzo(b)fluoranthene				0.00005	mg/L				0.000025 U						
Benzo(g,h,i)perylene				0.21	mg/L				0.000028 U						
Benzo(k)fluoranthene				0.0005	mg/L				0.000025 U						
Chrysene				0.0048	mg/L				0.00037 I						
Dibenz(a,h)anthracene				0.000005	mg/L				0.000034 U						
Fluoranthene				0.28	mg/L				0.0151						
Fluorene				0.28	mg/L				0.00090						
Indeno(1,2,3-cd)pyrene				0.00005	mg/L				0.000029 U CU						
Naphthalene				0.014	mg/L				0.0010 U						
Phenanthrene				0.21	mg/L				0.0115						
Pyrene				0.21	mg/L				0.0109						
FL-PRO															
Petroleum Range Organics	340	460	2,700			2.7 U	6.9	7.2 U	69.6	2.9 U		7.4 U	10.5 I	11.3	92.1

Table 1: Soil Analytical Summary- Arsenic, SPLP Arsenic, PAHs, TRPH and SPLP PAHs
Facility Name: Ludlam Trail, Miami, FL

Sample Location	Table II, Ch. 62-777 FAC Soil Cleanup Target Levels					SB-34 (4-6)	SB-35 (0-0.5)	SB-35 (0.5-2)	SB-35 (4-6)	SB-36 (0-0.5)	SB-36 (0.5-2)	SB-36 (4-6)	SB-37 (0-0.5)	SB-37 (0.5-2)	SB-37 (2-4)	SB-38 (0-0.5)	SB-38 (0.5-2)	SB-38 (4-6)	SB-39 (0-0.5)	SB-39 (0.5-2)	SB-40 (0-0.5)	SB-40 (0.5-2)
	Leachability Based on Groundwater Criteria	Direct Exposure Residential	Direct Exposure Commercial / Industrial	Groundwater Cleanup Target Levels	Units	8/30/17	8/31/17	8/31/17	8/31/17	8/30/17	8/30/17	8/30/17	8/31/17	8/31/17	8/31/17	8/29/17	8/29/17	8/29/17	8/30/17	8/30/17	8/29/17	8/29/17
Soil Intervals					ft bgs	4-6	0-0.5	0.5-2	4-6	0-0.5	0.5-2	4-6	0-0.5	0.5-2	2-4	0-0.5	0.5-2	4-6	0-0.5	0.5-2	0-0.5	0.5-2
EPA 6010																						
Arsenic		2.1	12		mgkg	0.69	***26.7***	***62.0***	0.61 I J(R1)	0.36 I	***45.1***	**3.8**	***17.0 D3***	***19.0***	2.0	***25.4***	***60.9***	0.98	***84.5***	0.27 U	**11.5**	***101***
SPLP Arsenic				0.010	mg/L			**0.042**			**0.021**			0.0090 I			**0.053**		**0.059**			**0.030**
EPA 8270																						
1-Methylnaphthalene	3.1	200	1,800		mgkg		0.024 U D3	0.025 U D3		0.026 U D3	0.013 U		0.025 U D3	0.027 U D3	0.027 U D3	0.012 U	0.012 U	0.026 U Q	0.035 U D3	0.036 U D3	0.012 U	0.024 I
2-Methylnaphthalene	8.5	210	2,100		mgkg		0.027 U D3	0.028 U D3		0.029 U D3	0.015 U		0.029 U D3	0.031 U D3	0.031 U D3 CU	0.014 U	0.014 U	0.029 U Q	0.040 U D3	0.041 U D3	0.014 U	0.040
Acenaphthene	2.1	2,400	20,000		mgkg		0.025 U D3	0.035 I D3		0.026 U D3	0.013 U		0.026 U D3	0.028 U D3	0.028 U D3 CU	0.013 U	0.013 U	0.027 U Q	0.037 U D3	0.037 U D3	0.013 U	0.013 U
Acenaphthylene	27	1,800	20,000		mgkg		0.15 D3	0.34 D3		0.022 U D3	0.011 I		0.068 I D3	0.059 I D3	0.024 U D3	0.079	0.24	0.023 U Q	1.2 D3	0.032 U D3	0.062	0.22
Anthracene	2,500	21,000	300,000		mgkg		0.19 D3	0.40 D3		0.022 U D3	0.016 I		0.080 D3	0.12 D3	0.024 U D3	0.046	0.14	0.022 U Q	0.71 D3	0.031 U D3	0.066	0.20
Benzo(a)anthracene	0.8				mgkg		***2.3** D3***	***5.0** D3***		0.081 D3	0.075		***0.91** D3***	**1.3** D3**	0.022 U D3	0.38	***0.99****	0.021 U Q	**3.2** D3**	0.029 U D3	0.50	***1.3******
Benzo(a)pyrene	8	0.1	0.7		mgkg		***2.7 D3***	***6.6 D3***		0.091 D3	0.10		***1.2 D3***	**1.7 D3**	0.0091 U D3	**0.52**	***1.4***	0.0085 U Q	**3.7 D3**	0.021 I D3	**0.62**	***1.6***
Benzo(b)fluoranthene	2.4				mgkg		***6.0** D3***	***8.7** D3***		0.18 D3	0.16		2.1 D3	**4.8** D3**	0.058 U D3	0.87	***3.8** L***	0.055 U Q	**8.7** D3**	0.077 U D3	1.6	***3.3******
Benzo(g,h,i)perylene	32,000	2,500	52,000		mgkg		1.4 D3	2.8 D3		0.066 I D3	0.058		0.54 D3	0.67 D3	0.028 U D3	0.27	0.77	0.026 U Q	3.2 D3	0.037 U D3	0.28	0.78
Benzo(k)fluoranthene	24				mgkg		2.7 D3	4.2 D3		0.016 U D3	0.088		1.7 D3	0.016 U D3	0.017 U D3	0.41	0.0074 U	0.016 U Q	3.8 D3	0.022 U D3	0.0075 U	1.4
Chrysene	77				mgkg		3.1 D3	6.7 D3		0.094 D3	0.13		1.5 D3	2.2 D3	0.028 U D3	0.56	1.5	0.026 U Q	6.4 D3	0.036 U D3	0.67	1.8
Dibenz(a,h)anthracene	0.7				mgkg		0.37 D3	0.72 D3		0.036 U D3	0.018 U		0.13 D3	0.17 D3	0.039 U D3	0.017 U	0.017 U	0.037 U Q	0.69 D3	0.051 U D3	0.086	0.018 U
Fluoranthene	1,200	3,200	59,000		mgkg		3.7 D3	8.1 D3		0.067 I D3	0.060		1.8 D3	3.3 D3	0.025 U D3	0.43	1.3	0.024 U Q	7.6 D3	0.033 U D3	0.53	1.5
Fluorene	160	2,600	33,000		mgkg		0.030 U D3	0.031 U D3		0.032 U D3	0.016 U		0.032 U D3	0.034 U D3	0.035 U D3 CU	0.015 U	0.016 U	0.033 U Q	0.045 U D3	0.046 U D3	0.016 U	0.016 U
Indeno(1,2,3-cd)pyrene	6.6				mgkg		1.4 D3	3.0 D3		0.047 I D3	0.045		0.57 D3	0.66 D3	0.039 U D3	0.24	0.74	0.037 U Q	2.7 D3	0.051 U D3	0.29	0.78
Naphthalene	1.2	55	300		mgkg		0.022 I D3	0.045 I D3		0.023 U D3	0.012 U		0.023 U D3	0.024 U D3	0.025 U D3	0.011 U	0.016 I	0.024 U Q	0.047 I D3	0.033 U D3	0.012 I	0.061
Phenanthrene	250	2,200	36,000		mgkg		0.36 D3	1.1 D3		0.027 U D3	0.014 U		0.21 D3	0.58 D3	0.029 U D3	0.047	0.13	0.028 U Q	1.1 D3	0.038 U D3	0.040	0.13
Pyrene	880	2,400	45,000		mgkg		3.9 D3	7.7 D3		0.072 D3	0.069		1.7 D3	2.7 D3	0.039 U D3	0.46	1.4	0.037 U CU Q	6.6 D3	0.051 U D3	0.64	1.8
Benzo(a)pyrene Equivalent					mgkg		***4.1***	***9.0***		0.1	0.1		***1.7***	***2.5***	0	**0.7**	***2.0***	0.0	***5.9***	0.1	***0.9***	***2.2***
SPLP PAHs EPA 8270 by SIM																						
1-Methylnaphthalene				0.028	mg/L			0.0010 U						0.0010 U					0.0010 U			0.0010 U Q
2-Methylnaphthalene				0.028	mg/L			0.0010 U						0.0010 U					0.0010 U			0.0010 U Q
Acenaphthene				0.02	mg/L			0.000025 U						0.000025 U					0.000025 U			0.000025 U Q
Acenaphthylene				0.21	mg/L			0.00025 I						0.00013 I					0.000025 U			0.0016 Q
Anthracene				2.1	mg/L			0.00028 I						0.00024 I					0.000025 U			0.0011 Q
Benzo(a)anthracene				0.00005	mg/L			0.000025 U						0.000025 U					0.000025 U			0.000025 U Q
Benzo(a)pyrene				0.0002	mg/L			0.000025 U						0.000025 U					0.000025 U			**0.0012 Q**
Benzo(b)fluoranthene				0.00005	mg/L			**0.00070**						**0.00016**					**0.00011**			**0.00031 Q**
Benzo(g,h,i)perylene				0.21	mg/L			0.000028 U						0.000028 U					0.000028 U			0.0012 Q
Benzo(k)fluoranthene				0.0005	mg/L			0.000025 U						0.00012 I					0.000025 U			0.000025 U Q
Chrysene				0.0048	mg/L			0.00023 I						0.00013 I					0.000069 I			0.000064 I Q
Dibenz(a,h)anthracene				0.000005	mg/L			0.000034 U						0.000034 U					0.000034 U			0.0014 Q
Fluoranthene				0.28	mg/L			0.00063						0.00031 I					0.00032 I			0.0013 Q
Fluorene				0.28	mg/L			0.000025 U						0.000025 U					0.000025 U			0.000025 U Q
Indeno(1,2,3-cd)pyrene				0.00005	mg/L			0.000029 U						0.000029 U CU					0.000029 U			**0.0014 Q**
Naphthalene				0.014	mg/L			0.0010 U						0.0010 U					0.0010 U			0.0010 U Q
Phenanthrene				0.21	mg/L			0.00010 I						0.00033 I					0.000050 U			0.000050 U Q
Pyrene				0.21	mg/L			0.00064						0.00025 I					0.00020 I			0.00086 Q
FL-PRO																						
Petroleum Range Organics	340	460	2,700				59.0	119		18.5	14.3		24.9	33.3		25.8	26.7		88.6	5.4 U	11.2	66.2

Table 1: Soil Analytical Summary- Arsenic, SPLP Arsenic, PAHs, TRPH and SPLP PAHs
Facility Name: Ludlam Trail, Miami, FL

Sample Location	Table II, Ch. 62-777 FAC Soil Cleanup Target Levels					SB-40 (4-6)	SB-41-1 (0-0.5)	SB-41-1 (0.5-2)	SB-41-2 (0-0.5)	SB-41-2 (0.5-2)	SB-41-3 (0-0.5)	SB-41-3 (0.5-2)	SB-41-3 (2-4)	SB-41-4 (0-0.5)	SB-41-4 (0.5-2)
	Leachability Based on Groundwater Criteria	Direct Exposure Residential	Direct Exposure Commercial / Industrial	Groundwater Cleanup Target Levels	Units	8/29/17	8/30/17	8/30/17	8/30/17	8/30/17	8/30/17	8/30/17	8/30/17	8/30/17	8/30/17
Soil Intervals					ft bgs	4-6	0-0.5	0.5-2	0-0.5	0.5-2	0-0.5	0.5-2	2-4	0-0.5	0.5-2
EPA 6010															
Arsenic		2.1	12		mgkg	1.2	1.7	0.24 U	**11.4**	0.23 U	***30.8***	***45.4***	**2.4**	***39.8***	***32.1***
SPLP Arsenic				0.010	mg/L				0.0079 I					**0.034**	
EPA 8270															
1-Methylnaphthalene	3.1	200	1,800		mgkg	0.026 U Q	0.024 U D3	0.012 U	0.024 U D3	0.037 U D3	0.035 U D3	0.037 U D3		0.18 U D3	0.035 U D3
2-Methylnaphthalene	8.5	210	2,100		mgkg	0.030 U Q	0.028 U D3	0.014 U	0.027 U D3	0.042 U D3	0.040 U D3	0.042 U D3		0.21 U D3	0.041 U D3
Acenaphthene	2.1	2,400	20,000		mgkg	0.027 U Q	0.025 U D3	0.012 U	0.024 U D3	0.038 U D3	0.036 U D3	0.038 U D3		0.19 U D3	0.037 U D3
Acenaphthylene	27	1,800	20,000		mgkg	0.023 U Q	0.045 I D3	0.010 U	0.88 D3	0.043 I D3	0.42 D3	0.038 I D3		0.16 U D3	0.031 U D3
Anthracene	2,500	21,000	300,000		mgkg	0.023 U Q	0.022 I D3	0.010 U	0.41 D3	0.032 U D3	0.38 D3	0.032 U D3		0.16 U D3	0.031 U D3
Benzo(a)anthracene	0.8				mgkg	0.022 U Q	0.13 D3	0.014 I	**2.6** D3**	0.15 D3	**2.1** D3**	0.19 D3		0.15 U D3	0.029 U D3
Benzo(a)pyrene	8	0.1	0.7		mgkg	0.0088 U Q	**0.16 D3,V**	0.016 I,V	**3.2 D3**	**0.18 D3**	**2.1 D3**	**0.21 D3**		0.11 I D3	0.015 I D3
Benzo(b)fluoranthene	2.4				mgkg	0.056 U Q	0.31 D3	0.026 I	**6.3** D3**	0.27 D3	**5.7** D3**	0.41 D3		0.39 U D3	0.075 U D3
Benzo(g,h,i)perylene	32,000	2,500	52,000		mgkg	0.027 U Q	0.16 D3	0.012 U	2.8 D3	0.18 D3	1.9 D3	0.22 D3		0.19 U D3	0.036 U D3
Benzo(k)fluoranthene	24				mgkg	0.016 U Q	0.11 D3	0.0085 I	2.2 D3	0.11 D3	0.021 U D3	0.17 D3		0.11 U D3	0.022 U D3
Chrysene	77				mgkg	0.027 U Q	0.19 D3	0.012 I	2.9 D3	0.20 D3	2.8 D3	0.30 D3		0.19 U D3	0.036 U D3
Dibenz(a,h)anthracene	0.7				mgkg	0.038 U Q	0.044 I D3	0.017 U	0.67 D3	0.053 U D3	0.53 D3	0.081 I D3		0.26 U D3	0.050 U D3
Fluoranthene	1,200	3,200	59,000		mgkg	0.024 U Q	0.12 D3	0.011 I	2.1 D3	0.11 D3	2.5 D3	0.24 D3		0.17 U D3	0.033 U D3
Fluorene	160	2,600	33,000		mgkg	0.034 U Q	0.031 U D3	0.015 U	0.030 U D3	0.047 U D3	0.045 U D3	0.047 U D3		0.23 U D3	0.045 U D3
Indeno(1,2,3-cd)pyrene	6.6				mgkg	0.038 U Q	0.12 D3	0.017 U	2.3 D3	0.12 D3	1.6 D3	0.18 D3		0.26 U D3	0.050 U D3
Naphthalene	1.2	55	300		mgkg	0.024 U Q	0.022 U D3	0.011 U	0.022 U D3	0.034 U D3	0.032 U D3	0.034 U D3		0.17 U D3	0.032 U D3
Phenanthrene	250	2,200	36,000		mgkg	0.028 U Q	0.026 U D3	0.013 U	0.055 I D3	0.040 U D3	0.15 D3	0.039 U D3		0.20 U D3	0.038 U D3
Pyrene	880	2,400	45,000		mgkg	0.038 U Q CU	0.17 D3	0.017 U	3.1 D3	0.17 D3	3.0 D3	0.27 D3		0.26 U D3	0.050 U D3
Benzo(a)pyrene Equivalent					mgkg	0.0	**0.3**	0.0	***5***	**0.3**	***3.6***	**0.4**		**0.3**	0.0
SPLP PAHs EPA 8270 by SIM															
1-Methylnaphthalene				0.028	mg/L				0.0010 U					0.0010 U	
2-Methylnaphthalene				0.028	mg/L				0.0010 U					0.0010 U	
Acenaphthene				0.02	mg/L				0.000025 U					0.000025 U	
Acenaphthylene				0.21	mg/L				0.000025 U					0.000025 U	
Anthracene				2.1	mg/L				0.000025 U					0.000025 U	
Benzo(a)anthracene				0.00005	mg/L				0.000025 U					0.000025 U	
Benzo(a)pyrene				0.0002	mg/L				0.000025 U					0.000025 U	
Benzo(b)fluoranthene				0.00005	mg/L				0.000073 I					0.000025 U	
Benzo(g,h,i)perylene				0.21	mg/L				0.000028 U					0.000028 U	
Benzo(k)fluoranthene				0.0005	mg/L				0.000025 U					0.000025 U	
Chrysene				0.0048	mg/L				0.000025 U					0.000025 U	
Dibenz(a,h)anthracene				0.000005	mg/L				0.000034 U					0.000034 U	
Fluoranthene				0.28	mg/L				0.000025 U					0.000025 U	
Fluorene				0.28	mg/L				0.000025 U					0.000025 U	
Indeno(1,2,3-cd)pyrene				0.00005	mg/L				0.000029 U					0.000029 U	
Naphthalene				0.014	mg/L				0.0010 U					0.0010 U	
Phenanthrene				0.21	mg/L				0.000050 U					0.000050 U	
Pyrene				0.21	mg/L				0.000025 U					0.000025 U	
FL-PRO															
Petroleum Range Organics	340	460	2,700				14.6	2.6 U	109	5.6 U	98.6	5.5 U		9.9	5.3 U

Table 1: Soil Analytical Summary- Arsenic, SPLP Arsenic, PAHs, TRPH and SPLP PAHs
Facility Name: Ludlam Trail, Miami, FL

Sample Location	Table II, Ch. 62-777 FAC Soil Cleanup Target Levels					SB-41-4 (2-4)	SB-41-5 (0-0.5)	SB-41-5 (0.5-2)	SB-41-5 (2-4)	SB-42 (0-0.5)	SB-42 (0.5-2)	SB-42 (4-6)	SB-43 (0-0.5)	SB-43 (0.5-2)	SB-43 (2-4)	SB-44 (0-0.5)	SB-44 (0.5-2)	SB-44 (4-6)	SB-45 (0-0.5)	SB-45 (0.5-2)	SB-45 (2-4)	SB-46 (0-0.5)
	Leachability Based on Groundwater Criteria	Direct Exposure Residential	Direct Exposure Commercial / Industrial	Groundwater Cleanup Target Levels	Units	8/30/17	8/30/17	8/30/17	8/30/17	8/29/17	8/29/17	8/29/17	8/30/17	8/30/17	8/30/17	8/29/17	8/29/17	8/29/17	8/29/17	8/29/17	8/29/17	8/29/17
Soil Intervals					ft bgs	2-4	0-0.5	0.5-2	2-4	0-0.5	0.5-2	4-6	0-0.5	0.5-2	2-4	0-0.5	0.5-2	4-6	0-0.5	0.5-2	2-4	0-0.5
EPA 6010																						
Arsenic		2.1	12		mgkg	***14.1***	***18.9***	***14.8***	1.7	2.1	***76.3***	0.63 I	***56.6***	***16.9***	0.39 I	***44.0***	***52.4***	***2.6***	***25.8***	***15.4***	1.1	***47.3***
SPLP Arsenic				0.010	mg/L						**0.039**		**0.029**			**0.016**				**0.013**		
EPA 8270																						
1-Methylnaphthalene	3.1	200	1,800		mgkg		0.038 U D3	0.037 U D3		0.024 U D3	0.025 U D3	0.026 U Q	0.035 U D3	0.035 U D3	0.024 U D3 D3	0.025 U D3	0.026 U D3	0.026 U Q	0.036 U D3	0.038 U D3		0.025 U D3
2-Methylnaphthalene	8.5	210	2,100		mgkg		0.043 U D3	0.042 U D3		0.028 U D3	0.029 U D3	0.030 U Q	0.040 U D3	0.040 U D3	0.028 U D3 D3	0.028 U D3	0.030 U D3	0.030 U Q	0.041 U D3	0.044 U D3		0.029 U D3
Acenaphthene	2.1	2,400	20,000		mgkg		0.039 U D3	0.038 U D3		0.025 U D3	0.026 U D3	0.027 U Q	0.036 U D3	0.036 U D3	0.025 U D3 D3	0.030 I D3	0.027 U D3	0.027 U Q	0.037 U D3	0.039 U D3		0.026 U D3
Acenaphthylene	27	1,800	20,000		mgkg		0.033 U D3	0.032 U D3		0.021 U D3	0.17 D3	0.023 U Q	0.96 D3	0.27 D3	0.021 U D3 D3	0.74 D3	0.025 I D3	0.023 U Q	0.24 D3	0.25 D3		0.027 I D3
Anthracene	2,500	21,000	300,000		mgkg		0.032 U D3	0.032 U D3		0.021 U D3	0.24 D3	0.022 U Q	0.57 D3	0.16 D3	0.021 U D3 D3	0.51 D3	0.023 U D3	0.023 U Q	0.20 D3	0.19 D3		0.042 I D3
Benzo(a)anthracene	0.8				mgkg		0.072 I D3	0.030 U D3		0.037 I D3	***2.1** D3***	0.021 U Q	**3.2** D3**	**0.97** D3**	0.037 I D3 D3	***4.6** D3***	0.16 D3	0.022 U Q	**1.1** D3**	**1.1** D3**		0.35 D3
Benzo(a)pyrene	8	0.1	0.7		mgkg		0.088 I D3	0.012 U D3		0.034 I D3	***2.1 D3***	0.0085 U Q	**3.9 D3**	**1.1 D3**	0.034 I D3 D3	***5.8 D3***	**0.19 D3**	0.0088 U Q	**1.1 D3**	**1.1 D3**		**0.39 D3**
Benzo(b)fluoranthene	2.4				mgkg		0.13 D3	0.078 U D3		0.062 I D3	***4.4** D3***	0.055 U Q	**8.3** D3**	**3.1** D3**	0.062 I D3 D3	***16.9** D3***	0.34 D3	0.056 U Q	2.0 D3	1.9 D3		1.0 D3
Benzo(g,h,i)perylene	32,000	2,500	52,000		mgkg		0.066 I D3	0.037 U D3		0.036 I D3	2.0 D3	0.026 U Q	3.7 D3	1.2 D3	0.036 I D3 D3	4.6 D3	0.18 D3	0.027 U Q	0.86 D3	0.87 D3		0.40 D3
Benzo(k)fluoranthene	24				mgkg		0.091 I D3	0.022 U D3		0.036 I D3	1.3 D3	0.016 U Q	3.2 D3	0.021 U D3	0.036 I D3 D3	0.015 U D3	0.15 D3	0.016 U Q	1.0 D3	0.87 D3		0.015 U D3
Chrysene	77				mgkg		0.11 D3	0.037 U D3		0.042 I D3	2.4 D3	0.026 U Q	4.4 D3	1.3 D3	0.042 I D3 D3	5.7 D3	0.24 D3	0.027 U Q	1.5 D3	1.5 D3		0.44 D3
Dibenz(a,h)anthracene	0.7				mgkg		0.054 U D3	0.052 U D3		0.035 U D3	0.47 D3	0.037 U Q	**0.95** D3**	0.32 D3	0.035 U D3 D3	***1.2** D3***	0.038 I D3	0.038 U Q	0.26 D3	0.25 D3		0.093 D3
Fluoranthene	1,200	3,200	59,000		mgkg		0.061 I D3	0.034 U D3		0.043 I D3	2.8 D3	0.024 U Q	3.3 D3	1.0 D3	0.043 I D3 D3	6.7 D3	0.22 D3	0.024 U Q	1.3 D3	1.2 D3		0.34 D3
Fluorene	160	2,600	33,000		mgkg		0.048 U D3	0.047 U D3		0.031 U D3	0.032 U D3	0.033 U Q	0.045 U D3	0.045 U D3	0.031 U D3 D3	0.038 I D3	0.033 U D3	0.034 U Q	0.046 U D3	0.048 U D3		0.032 U D3
Indeno(1,2,3-cd)pyrene	6.6				mgkg		0.054 U D3	0.052 U D3		0.035 U D3	1.6 D3	0.037 U Q	2.9 D3	0.91 D3	0.035 U D3 D3	4.2 D3	0.13 D3	0.038 U Q	0.73 D3	0.70 D3		0.30 D3
Naphthalene	1.2	55	300		mgkg		0.034 U D3	0.033 U D3		0.022 U D3	0.023 U D3	0.024 U Q	0.032 U D3	0.032 U D3	0.022 U D3 D3	0.042 I D3	0.024 U D3	0.024 U Q	0.033 U D3	0.035 U D3		0.023 U D3
Phenanthrene	250	2,200	36,000		mgkg		0.040 U D3	0.039 U D3		0.026 U D3	0.16 D3	0.028 U Q	0.14 D3	0.051 I D3	0.026 U D3 D3	0.81 D3	0.034 I D3	0.028 U Q	0.14 D3	0.13 D3		0.027 I D3
Pyrene	880	2,400	45,000		mgkg		0.076 I D3	0.052 U D3		0.053 I D3	3.4 D3	0.037 U Q CU	4.3 D3	1.3 D3	0.053 I D3 D3	9.7 D3	0.25 D3	0.038 U Q CU	1.7 D3	1.5 D3		0.48 D3
Benzo(a)pyrene Equivalent					mgkg		0.1	0.0		0.1	***3.4***	0	***6.3***	***1.9***		***9.6***	**0.3**	0.0	***1.8***	***1.7***		**0.6**
SPLP PAHs EPA 8270 by SIM																						
1-Methylnaphthalene				0.028	mg/L						0.0010 U Q		0.0010 U			0.0010 U Q	0.0010 U Q 1p			0.0010 U Q		
2-Methylnaphthalene				0.028	mg/L						0.0010 U Q		0.0010 U			0.0010 U Q	0.0010 U Q 1p			0.0010 U Q		
Acenaphthene				0.02	mg/L						0.000025 U Q		0.000025 U			0.000025 U Q	0.000025 U Q 1p			0.000025 U Q		
Acenaphthylene				0.21	mg/L						0.0016 Q		0.000053 I			0.0016 Q	0.000025 U Q 1p			0.000025 U Q		
Anthracene				2.1	mg/L						0.0011 Q		0.000025 U			0.0011 Q	0.000025 U Q 1p			0.000025 U Q		
Benzo(a)anthracene				0.00005	mg/L						0.000025 U Q		0.000025 U			0.000025 U Q	0.000025 U Q 1p			0.000025 U Q		
Benzo(a)pyrene				0.0002	mg/L						**0.0012 Q**		0.000025 U			**0.0012 Q**	0.000025 U Q 1p			0.000025 U Q		
Benzo(b)fluoranthene				0.00005	mg/L						**0.00040 Q**		**0.00012**			**0.00026 Q**	0.000025 U Q 1p			0.000025 U Q		
Benzo(g,h,i)perylene				0.21	mg/L						0.0013 Q		0.000028 U			0.0012 Q	0.000028 U Q 1p CU J(L1)			0.000028 U Q		
Benzo(k)fluoranthene				0.0005	mg/L						0.000025 U Q		0.000025 U			0.000025 U Q	0.000025 U Q 1p			0.000025 U Q		
Chrysene				0.0048	mg/L						0.000025 U Q		0.000025 U			0.000025 U Q	0.000025 U Q 1p			0.000025 U Q		
Dibenz(a,h)anthracene				0.000005	mg/L						0.000034 U Q		0.000034 U			0.000034 U Q	0.000034 U Q 1p			0.000034 U Q		
Fluoranthene				0.28	mg/L						0.0013 Q		0.000036 I			0.0013 Q	0.000025 U Q 1p			0.000098 I Q		
Fluorene				0.28	mg/L						0.000025 U Q		0.000025 U			0.000025 U Q	0.000025 U Q 1p			0.000025 U Q		
Indeno(1,2,3-cd)pyrene				0.00005	mg/L						**0.0014 Q**		0.000029 U			0.000029 U Q	0.000029 U Q 1p			0.000029 U Q		
Naphthalene				0.014	mg/L						0.0010 U Q		0.0010 U			0.0010 U Q	0.0010 U Q 1p			0.0010 U Q		
Phenanthrene				0.21	mg/L						0.000050 U Q		0.000050 U			0.000050 U Q	0.000050 U Q 1p			0.000050 U Q		
Pyrene				0.21	mg/L						0.00089 Q		0.000047 I			0.00086 Q	0.000025 U Q 1p			0.000074 I Q		
FL-PRO																						
Petroleum Range Organics	340	460	2,700				5.7 U	8.3 I		9.6	76.3		69.6	28.8		147	5.9 U		60.9	15.3		5.6 U

Table 1: Soil Analytical Summary- Arsenic, SPLP Arsenic, PAHs, TRPH and SPLP PAHs
Facility Name: Ludlam Trail, Miami, FL

Sample Location	Table II, Ch. 62-777 FAC Soil Cleanup Target Levels					SB-46 (0.5-2)	SB-46 (4-6)	SB-47 (0-0.5')	SB-47 (0.5-2')	SB-47 (2-4')	SB-48 (0-0.5')	SB-48 (0.5-2')	SB-48 (2-4')	SB-49-1 (0-0.5')	SB-49-1 (0.5-2')
	Leachability Based on Groundwater Criteria	Direct Exposure Residential	Direct Exposure Commercial / Industrial	Groundwater Cleanup Target Levels	Units	8/29/17	8/29/17	8/29/17	8/29/17	8/29/17	8/29/17	8/29/17	8/29/17	8/29/17	8/29/17
Soil Intervals					ft bgs	0.5-2	4-6	0-0.5	0.5-2	2-4	0-0.5	0.5-2	2-4	0-0.5	0.5-2
EPA 6010															
Arsenic		2.1	12		mgkg	***47.7***	***18.2***	***43.4***	***84.2***	***82.8***	***55.4***	***56.9***	***26.0***	**2.7**	2.0
SPLP Arsenic				0.010	mg/L				**0.092**		**0.040**				
EPA 8270															
1-Methylnaphthalene	3.1	200	1,800		mgkg	0.026 U D3	0.027 U Q	0.013 U	0.013 U		0.013 U	0.013 U		0.014 U	0.013 U
2-Methylnaphthalene	8.5	210	2,100		mgkg	0.030 U D3	0.031 U Q	0.014 U	0.015 U		0.014 U	0.014 U		0.016 U	0.015 U
Acenaphthene	2.1	2,400	20,000		mgkg	0.027 U D3	0.028 U Q	0.017 I	0.021 I		0.013 U	0.013 U		0.014 U	0.013 U
Acenaphthylene	27	1,800	20,000		mgkg	0.023 U D3	0.024 U Q	0.14	0.21		0.13	0.070		0.012 U	0.011 U
Anthracene	2,500	21,000	300,000		mgkg	0.023 U D3	0.023 U Q	0.084	0.15		0.061	0.028 I		0.012 U	0.011 U
Benzo(a)anthracene	0.8				mgkg	0.022 U D3	0.022 U Q	0.77	***1.2***		0.50	0.26		0.029 I	0.011 U
Benzo(a)pyrene	8	0.1	0.7		mgkg	0.0087 U D3	0.0088 U Q	***0.73***	***1.2***		**0.53**	**0.29**		0.025 I	0.0044 I
Benzo(b)fluoranthene	2.4				mgkg	0.056 U D3	0.057 U Q	1.4	***2.5***		0.94	0.48		0.051	0.028 U
Benzo(g,h,i)perylene	32,000	2,500	52,000		mgkg	0.027 U D3	0.027 U Q	0.58	0.89		0.44	0.24		0.019 I	0.013 U
Benzo(k)fluoranthene	24				mgkg	0.016 U D3	0.016 U Q	0.49	0.85		0.42	0.22		0.0085 U	0.0079 U
Chrysene	77				mgkg	0.026 U D3	0.027 U Q	0.96	1.5		0.64	0.35		0.035 I	0.013 U
Dibenz(a,h)anthracene	0.7				mgkg	0.037 U D3	0.038 U Q	0.16	0.25		0.11	0.059		0.020 U	0.018 U
Fluoranthene	1,200	3,200	59,000		mgkg	0.024 U D3	0.025 U Q	1.6	2.7		0.83	0.46		0.047	0.012 U
Fluorene	160	2,600	33,000		mgkg	0.033 U D3	0.034 U Q	0.016 U	0.016 U		0.016 U	0.016 U		0.018 U	0.017 U
Indeno(1,2,3-cd)pyrene	6.6				mgkg	0.037 U D3	0.038 U Q	0.52	0.81		0.38	0.20		0.020 U	0.018 U
Naphthalene	1.2	55	300		mgkg	0.024 U D3	0.024 U Q	0.011 U	0.012 U		0.012 U	0.011 U		0.013 U	0.012 U
Phenanthrene	250	2,200	36,000		mgkg	0.028 U D3	0.029 U Q	0.42	0.57		0.16	0.11		0.015 U	0.014 U
Pyrene	880	2,400	45,000		mgkg	0.037 U D3	0.038 U Q CU	1.4	2.4		0.77	0.42		0.047	0.018 U
Benzo(a)pyrene Equivalent					mgkg	0.0	0.0	***1.2***	***1.9***		***0.8***	**0.4**		0.0	0.0
SPLP PAHs EPA 8270 by SIM															
1-Methylnaphthalene				0.028	mg/L				0.0010 U		0.0010 U				
2-Methylnaphthalene				0.028	mg/L				0.0010 U		0.0010 U				
Acenaphthene				0.02	mg/L				0.000025 U		0.000025 U				
Acenaphthylene				0.21	mg/L				0.000093 I		0.000025 U				
Anthracene				2.1	mg/L				0.00012 I		0.000025 U				
Benzo(a)anthracene				0.00005	mg/L				0.000025 U		0.000025 U				
Benzo(a)pyrene				0.0002	mg/L				0.000025 U		0.000025 U				
Benzo(b)fluoranthene				0.00005	mg/L				**0.000057 I#**		0.000025 U				
Benzo(g,h,i)perylene				0.21	mg/L				0.000028 U		0.000028 U				
Benzo(k)fluoranthene				0.0005	mg/L				0.000083 I		0.000025 U				
Chrysene				0.0048	mg/L				0.000091 I		0.000025 U				
Dibenz(a,h)anthracene				0.000005	mg/L				0.000034 U		0.000034 U				
Fluoranthene				0.28	mg/L				0.00023 I		0.000025 U				
Fluorene				0.28	mg/L				0.000025 U		0.000025 U				
Indeno(1,2,3-cd)pyrene				0.00005	mg/L				0.000029 U		0.000029 U				
Naphthalene				0.014	mg/L				0.0010 U		0.0010 U				
Phenanthrene				0.21	mg/L				0.00032 I		0.000050 U				
Pyrene				0.21	mg/L				0.00018 I		0.000025 U				
FL-PRO															
Petroleum Range Organics	340	460	2,700			5.9 U		79.0	96.2		33.0	11.6		3.0 U	2.8 U

Table 1: Soil Analytical Summary- Arsenic, SPLP Arsenic, PAHs, TRPH and SPLP PAHs
Facility Name: Ludlam Trail, Miami, FL

Sample Location	Table II, Ch. 62-777 FAC Soil Cleanup Target Levels					SB-49-2 (0-0.5')	SB-49-2 (0.5-2')	SB-49-2 (2-4')	SB-49-3 (0-0.5')	SB-49-3 (0.5-2')	SB-49-3 (6-8')	SB-49-4 (0-0.5')	SB-49-4 (0.5-2')	SB-49-4 (2-4')	SB-49-5 (0-0.5')	SB-49-5 (0.5-2')	SB-49-5 (2-4')
	Leachability Based on Groundwater Criteria	Direct Exposure Residential	Direct Exposure Commercial / Industrial	Groundwater Cleanup Target Levels	Units	8/29/17	8/29/17	8/29/17	8/29/17	8/29/17	8/29/17	8/29/17	8/29/17	8/29/17	8/29/17	8/29/17	8/29/17
Soil Intervals					ft bgs	0-0.5	0.5-2	2-4	0-0.5	0.5-2	6-8	0-0.5	0.5-2	2-4	0-0.5	0.5-2	2-4
EPA 6010																	
Arsenic		2.1	12		mgkg	***28.5***	***19.8***	***87.0***	***12.1***	**6.1**	0.81	***18.2***	***19.2***	0.86	**7.0**	**5.3**	1.8
SPLP Arsenic				0.010	mg/L		**0.065**		0.0050 U							0.0057 I	
EPA 8270																	
1-Methylnaphthalene	3.1	200	1,800		mgkg	0.016 U	0.012 U		0.012 U	0.043 U D3		0.048 U D3	0.013 U		0.015 U	0.013 U	
2-Methylnaphthalene	8.5	210	2,100		mgkg	0.018 U	0.014 U		0.014 U	0.050 U D3		0.055 U D3	0.015 U		0.017 U	0.015 U	
Acenaphthene	2.1	2,400	20,000		mgkg	0.016 U	0.013 U		0.013 U	0.045 U D3		0.050 U D3	0.014 U		0.015 U	0.013 U	
Acenaphthylene	27	1,800	20,000		mgkg	0.014 U	0.011 U		0.071	0.038 U D3		0.043 U D3	0.017 I		0.013 U	0.011 U	
Anthracene	2,500	21,000	300,000		mgkg	0.013 U	0.011 U		0.060	0.037 U D3		0.042 U D3	0.012 U		0.013 U	0.011 U	
Benzo(a)anthracene	0.8				mgkg	0.017 I	0.010 U		0.36	0.058 I D3		0.040 U D3	0.049		0.045	0.016 I	
Benzo(a)pyrene	8	0.1	0.7		mgkg	0.016 I	0.0041 U		**0.44**	0.057 I D3		0.041 I D3	0.054		0.041 I	0.013 I	
Benzo(b)fluoranthene	2.4				mgkg	0.033 U	0.026 U		0.94	0.11 I D3		0.10 U D3	0.078		0.098	0.028 U	
Benzo(g,h,i)perylene	32,000	2,500	52,000		mgkg	0.017 I	0.012 U		0.42	0.051 I D3		0.049 U D3	0.054		0.033 I	0.013 U	
Benzo(k)fluoranthene	24				mgkg	0.0096 U	0.0075 U		0.41	0.044 I D3		0.048 I D3	0.045		0.0089 U	0.0081 I	
Chrysene	77				mgkg	0.016 U	0.012 U		0.53	0.076 I D3		0.049 U D3	0.061		0.062	0.015 I	
Dibenz(a,h)anthracene	0.7				mgkg	0.022 U	0.017 U		0.12	0.062 U D3		0.069 U D3	0.019 U		0.021 U	0.019 U	
Fluoranthene	1,200	3,200	59,000		mgkg	0.014 U	0.011 U		0.35	0.046 I D3		0.045 U D3	0.057		0.038 I	0.018 I	
Fluorene	160	2,600	33,000		mgkg	0.020 U	0.016 U		0.016 U	0.055 U D3		0.062 U D3	0.017 U		0.018 U	0.017 U	
Indeno(1,2,3-cd)pyrene	6.6				mgkg	0.022 U	0.017 U		0.36	0.062 U D3		0.069 U D3	0.043		0.030 I	0.019 U	
Naphthalene	1.2	55	300		mgkg	0.014 U	0.011 U		0.013 I	0.040 U D3		0.044 U D3	0.012 U		0.013 U	0.012 U	
Phenanthrene	250	2,200	36,000		mgkg	0.017 U	0.013 U		0.030 I	0.046 U D3		0.052 U D3	0.014 U		0.016 U	0.014 U	
Pyrene	880	2,400	45,000		mgkg	0.022 U	0.017 U		0.44	0.062 I D3		0.069 U D3	0.059		0.044	0.023 I	
Benzo(a)pyrene Equivalent					mgkg	0.0	0.0		**0.7**	0.1		0.1	0.1		0.1	0	
SPLP PAHs EPA 8270 by SIM																	
1-Methylnaphthalene				0.028	mg/L		0.0010 U		0.0010 U							0.0010 U	
2-Methylnaphthalene				0.028	mg/L		0.0010 U		0.0010 U							0.0010 U	
Acenaphthene				0.02	mg/L		0.000025 U		0.000025 U							0.000025 U	
Acenaphthylene				0.21	mg/L		0.000025 U		0.000025 U							0.000025 U	
Anthracene				2.1	mg/L		0.000025 U		0.000025 U							0.000025 U	
Benzo(a)anthracene				0.00005	mg/L		0.000025 U		0.000025 U							0.000025 U	
Benzo(a)pyrene				0.0002	mg/L		0.000025 U		0.000025 U							0.000025 U	
Benzo(b)fluoranthene				0.00005	mg/L		0.000025 U		0.000025 U							0.000025 U	
Benzo(g,h,i)perylene				0.21	mg/L		0.000028 U		0.000028 U							0.000028 U	
Benzo(k)fluoranthene				0.0005	mg/L		0.000025 U		0.000025 U							0.000025 U	
Chrysene				0.0048	mg/L		0.000025 U		0.000025 U							0.000025 U	
Dibenz(a,h)anthracene				0.000005	mg/L		0.000034 U		0.000034 U							0.000034 U	
Fluoranthene				0.28	mg/L		0.000025 U		0.000025 U							0.000025 U	
Fluorene				0.28	mg/L		0.000025 U		0.000025 U							0.000025 U	
Indeno(1,2,3-cd)pyrene				0.00005	mg/L		0.000029 U		0.000029 U							0.000029 U	
Naphthalene				0.014	mg/L		0.0010 U		0.0010 U							0.0010 U	
Phenanthrene				0.21	mg/L		0.000050 U		0.000050 U							0.000050 U	
Pyrene				0.21	mg/L		0.000025 U		0.000025 U							0.000025 U	
FL-PRO																	
Petroleum Range Organics	340	460	2,700			3.4 U	2.6 U		17.0	7.6 U		8.7 U	2.9 U		6.5 U	6.6	

Notes:

- {BOLDED CONCENTRATION} exceeds its residential direct exposure limit established in Table 2 of Chapter 62-777, FAC.
- {BOLDED ITALICIZED CONCENTRATION} exceeds its commercial direct exposure limit established in Table 2 of Chapter 62-777, FAC.
- {BOLDED ITALICIZED CONCENTRATION} with an ** beside it exceeds its leachability limit established in Table 2 of Chapter 62-777, FAC.
- "U" flag indicates concentration was below the method detection limit (MDL).
- "I" flag indicates concentration was between the MDL and practical quantitation limit (PQL).
-"J(M1) flag is an estimated value. Matrix spike recovery exceeded QC limits.
-"J(L1)" - Estimated value. Analyte recovery in the laboratory control sample (LCS) was above QC limits. Results for this analyte in associated samples may be biased high.
-"J(R1)" - Estimated value. RPD value was outside control limits.
- "J(M0)" - Estimated value. Matrix spike recovery was outside laboratory control limits.
- "CU" - The continuing calibration for this compound is outside of Pace Analytical acceptance limits. Analyte presence below reporting limits in associated samples.
- "CH" - The continuing calibration for this compound is outside of Pace Analytical acceptance limits. The results may be biased high.
- "L" - Off-scale high. Actual value is known to be greater than value given.
- "V" flag indicates the analyte was detected in both the sample and associated method blank.
- "Q" flag indicates sample held beyond the accepted holding time.
- "D3" flag - sample was diluted due to the presence of high levels of non-target analytes or other matrix interference.
- "1p" indicates a matrix/matrix spike duplicate was not performed for this batch due to insufficient sample volume
- "2p" indicates Sample was diluted due to the presence of high levels of non-target analytes or other matrix interference.
- N/A denotes analyte not requested.
- #, data exceeded the applicable CTLs, but estimated with a flag "I".
- Benzo(a)pyrene equivalent is calculated using FDEP calculator. For those samples where all carcinogenic compound are not detected, the equivalent was not calculated, but zero was input.

Table 2: Soil Analytical Summary- Arsenic and B(a)P Equivalents per Soil Intervals
Facility Name: Ludlam Trail, Miami, FL

Intervals	ft bgs	0 - 0.5		0.5-2		2-4		4-6		6-8		8-10	
Boring Locations		Arsenic	Benzo(a)pyrene Equivalent	Arsenic	Benzo(a)pyrene Equivalent	Arsenic	Benzo(a)pyrene Equivalent	Arsenic	Benzo(a)pyrene Equivalent	Arsenic	Benzo(a)pyrene Equivalent	Arsenic	Benzo(a)pyrene Equivalent
SB-1	9/5/17	1.6	**0.5**	1.8	0.1								
SB-1A	9/5/17	1.7	0	**8.0**	0								
SB-1B	9/5/17	2.0	0.1	**2.6**	0								
SB-1C	9/5/17	1.7	***1.6***	**3.7**	***0.8***								
SB-1D	9/5/17	**6.3**	**0.4**	**10.3**	***5***								
SB-2	9/1/17	**3.9**	***2.9***	**5.0**	***3.5***		**0.3**						
SB-3	9/1/17	**8.9**	***1.5***	**7.4**	0								
SB-4	9/1/17	1.7	***0.8***	**7.9**	**0.2**		0						
SB-5	9/1/17	1.5	**0.3**	2.0	**0.3**		**0.5**						
SB-6	9/1/17	***15.6***	***0.8***	***12.5***	**0.2**	1.4	0						
SB-7	9/1/17	**2.5**	***3.1***	1.9	**0.3**		0						
SB-8	9/1/17	**11.0**	***18.2***	***24.4***	***31***	0.33 I	0						
SB-9	9/1/17	***21.8***	***4.4***	***39.9***	0	***41.4***	0						
SB-10-1	9/1/17	**7.3**	***0.9***	1.4	0								
SB-10-2	9/1/17	***34.5***	***2.2***	***12.6***	0.1								
SB-10-3	9/1/17	***12.5***	**0.3**	**7.5**	0								
SB-10-4	9/1/17	**3.4**	***1.1***	0.29 U	0								
SB-10-5	9/1/17	0.96	0	0.37 I	0								
SB-11	8/30/17	***27.3***	***8.8***	***20.7***	***1.7***			**11.8**	***4.7***				
SB-12	9/5/17	**11.3**	***25.9***	**10.9**	**0.5**								
SB-13	8/30/17	***21.3***	***4.5***	***16.4***	**0.7**			**7.1**	0				
SB-14	9/5/17	***20.4***	***1.9***	***26.1***	0								
SB-15	8/30/17	***35.1***	***18.1***	***18.4***	0	1.4							
SB-16	9/5/17	**9.5**	***30.5***	0.34 I	0								
SB-17	9/1/17	**2.4**	0	***56.4***	0.1								
SB-18	8/31/17	1.6	0	2.1	0								
SB-19	8/31/17	2.0 I	0	1.2	0								
SB-20	8/30/17	***36.9***	***4.1***	**8.9**	0					0.42 I			
SB-21-1	8/31/17	**7.5**	***0.9***	***27.7***	***5.7***								
SB-21-2	8/31/17	***47.1***	***8.9***	**5.5**	**0.3**						0.1		
SB-21-3	9/1/17	***13.4***	***4.5***	**4.6**	**0.2**						0.1		
SB-21-4	8/31/17	***13.7***	***1.2***	**3.9**	0								
SB-21-5	8/31/17	**2.6**	***2.9***	2.0	***1.4***								
SB-22	8/30/17	**10.3**	***5.5***	**8.0**	0.1							0.32 I	
SB-23	8/31/17	***12.7***	***16.4***	2.0	0		0						
SB-24	8/30/17	***13.0***	***7.8***	1.8	0								
SB-25	8/31/17	***29.0***	***10.5***	**2.5**	0.1	**5.1**	0	**7.0**	***1.3***	**3.4**	0	**11.2**	***3.9***
SB-26	8/30/17	***41.4***	***4.7***	***17.7***	***0.9***			1.4	0				
SB-27	8/31/17	***25.5***	***9.4***	***23.8***	0			**10.5**					
SB-28	8/30/17	**10.7**	***3.9***	***17.0***	0.1	**7.0**							
SB-29	8/31/17	***21.3***	***2.8***	***63.6***	**0.5**								
SB-30	8/30/17	**3.5**	**0.4**	***85.6***	**0.2**			2.1	0				
SB-31	8/31/17	**4.0**	***3.1***	***29.9***	***2.7***			**2.8**	0				
SB-31 E25	8/31/17	**3.3**	***3.8***	***13.8***	0	**5.9**							
SB-31 E50	8/31/17	**3.3**	**0.5**	0.56 I	0								
SB-31 W25	8/31/17	***24.0***	***1.6***	0.34 U	0								
SB-31 W50	8/31/17	**4.0**	0.1	**4.0**	0	1.8							
SB-32	8/30/17	**9.3**	***1.8***	**8.3**	***0.6***			**5.4**	0				
SB-33-1	8/31/17	2.8 U	0	0.27 U	0								
SB-33-2	8/31/17	**2.5**	0	**7.1**	**0.2**								
SB-33-3	8/31/17	**8.5**	***3.1***	***21.0***	0.1	2.0	0						
SB-33-4	8/31/17	**3.6 I**	0										
SB-33-5	8/31/17	3.5 U	0										
SB-34	8/30/17	**4.2**	0.1	***12.7***	***6.7***			0.69					
SB-35	8/31/17	***26.7***	***4.1***	***62.0***	***9***			0.61 I					
SB-36	8/30/17	0.36 I	0.1	***45.1***	0.1			**3.8**					
SB-37	8/31/17	***17.0***	***1.7***	***19.0***	***2.5***	2.0	0						
SB-38	8/29/17	***25.4***	**0.7**	***60.9***	***2***			0.98	0				
SB-39	8/30/17	***84.5***	***5.9***	0.27 U	0.1								
SB-40	8/29/17	**11.5**	***0.9***	***101***	***2.2***			1.2	0				
SB-41-1	8/30/17	1.7	**0.3**	0.24 U	0								
SB-41-2	8/30/17	**11.4**	***5***	0.23 U	**0.3**								
SB-41-3	8/30/17	***30.8***	***3.6***	***45.4***	**0.4**	**2.4**							
SB-41-4	8/30/17	***39.8***	**0.3**	***32.1***	0	***14.1***							
SB-41-5	8/30/17	***18.9***	0.1	***14.8***	0	1.7							
SB-42	8/29/17	2.1	0.1	***76.3***	***3.4***			0.63 I	0				
SB-43	8/30/17	***56.6***	***6.3***	***16.9***	***1.9***	0.39 I							
SB-44	8/29/17	***44.0***	***9.6***	***52.4***	**0.3**			**2.6**	0				
SB-45	8/29/17	***25.8***	***1.8***	***15.4***	***1.7***	1.1							
SB-46	8/29/17	***47.3***	**0.6**	***47.7***	0			***18.2***	0				
SB-47	8/29/17	***43.4***	***1.2***	***84.2***	***1.9***	***82.8***							
SB-48	8/29/17	***55.4***	***0.8***	***56.9***	**0.4**	***26.0***							
SB-49-1	8/29/17	**2.7**	0	2.0	0								
SB-49-2	8/29/17	***28.5***	0	***19.8***	0	***87.0***							
SB-49-3	8/29/17	***12.1***	**0.7**	**6.1**	0.1					0.81			
SB-49-4	8/29/17	***18.2***	0.1	***19.2***	0.1	0.86							
SB-49-5	8/29/17	**7.0**	0.1	**5.3**	0	1.8							

Notes:
- {BOLDED CONCENTRATION} exceeds its residential direct exposure limit established in Table 2 of Chapter 62-777, FAC.
- {BOLDED ITALICIZED CONCENTRATION} exceeds its commercial direct exposure limit established in Table 2 of Chapter 62-777, FAC.
- "U" flag indicates concentration was below the method detection limit (MDL).
- "I" flag indicates concentration was between the MDL and practical quantitation limit (PQL).
- Benzo(a)pyrene equivalent is calculated using FDEP calculator. For those samples where all carcinogenic compound are not detected, the equivalent was not calculated, but zero was input.
- concentrations are in mg/kg

Table 3: Soil Analytical Summary - TRPHs Speciation
Facility Name: Ludlam Trail, Miami, FL

Sample Location	Table II, Ch. 62-777 FAC Soil Cleanup Target Levels				SB-8 (2-4)	SB-9 (0-0.5)	SB-12 (0-0.5)	SB-16 (0-0.5)	SB-20 (0-0.5)	SB-24 (0-0.5)
Date Collected	Leachability Based on Groundwater Criteria	Direct Exposure Residential	Direct Exposure Commercial / Industrial	Unit	09/01/2017	09/01/2017	09/05/2017	09/05/2017	08/30/2017	08/30/2017
FL-PRO										
Petroleum Range Organics	340	460	2,700	mg/kg	**540**	**745**	**888**	**671**	**461**	**495**
TPH in Soil										
Aliphatic (>C05-C06)	470	6,200	33,000	mg/kg	7.3 U Q	7.2 U Q	7.8 U Q	7.7 U Q	7.1 U Q	18.5 U Q
Aliphatic (>C06-C08)	1,300	8,700	46,000	mg/kg	7.3 U Q	7.2 U Q	7.8 U Q	7.7 U Q	7.1 U Q	18.5 U Q
Aliphatic (>C08-C10)	7,000	850	4,800	mg/kg	7.3 U Q	7.2 U Q	7.8 U Q	7.7 U Q	7.1 U Q	18.5 U Q
Aliphatic (>C10-C12)	51,000	1,700	10,000	mg/kg	7.3 U Q	7.2 U Q	7.8 U Q	7.7 U Q	7.1 U Q	18.5 U Q
Aliphatic (>C12-C16)		2,900	21,000	mg/kg	7.3 U Q	7.2 U Q	7.8 U Q	7.7 U Q	7.1 U Q	18.5 U Q
Aromatic (>C05-C07)	34	340	1,800	mg/kg	7.3 U Q	7.2 U Q	7.8 U Q	7.7 U Q	7.1 U Q	18.5 U Q
Aromatic (>C07-C08)	59	490	3,700	mg/kg	7.3 U Q	7.2 U Q	7.8 U Q	7.7 U Q	7.1 U Q	18.5 U Q
Aromatic (>C08-C10)	340	460	2,700	mg/kg	7.3 U Q	7.2 U Q	7.8 U Q	7.7 U Q	7.1 U Q	18.5 U Q
Aromatic (>C10-C12)	520	900	5,900	mg/kg	7.3 U Q	7.2 U Q	7.8 U Q	7.7 U Q	7.1 U Q	18.5 U Q
Aromatic (>C12-C16)	1,000	1,500	12,000	mg/kg	7.3 U Q	7.2 U Q	7.8 U Q	7.7 U Q	7.1 U Q	18.5 U Q
Aromatic (>C16-C21)	3,200	1,300	11,000	mg/kg	7.3 U Q	7.2 U Q	7.8 U Q	7.7 U Q	7.1 U Q	18.5 U Q
Aromatic (>C21-C35)	25,000	2,300	40,000	mg/kg	7.3 U Q	7.2 U Q	7.8 U Q	7.7 U Q	7.1 U Q	18.5 U Q

Notes:
- {BOLDED CONCENTRATION} exceeds its residential direct exposure limit established in
- "U" flag indicates concentration was below the method detection limit
- "Q" flag indicates sample held beyond the accepted holding time.

Table 4: Soil Analytical Summary - Cadmium, Chromium, Copper, Lead, TCLP Lead and VOCs
Facility Name: Ludlam Trail, Miami, FL

Sample Location	Table II, Ch. 62-777 FAC Soil Cleanup Target Levels				SB-1 (0-0.5)	SB-1 (0.5-2)	SB-1A (0-0.5)	SB-1A (0.5-2)	SB-1B (0-0.5)	SB-1B (0.5-2)	SB-1C (0-0.5)	SB-1C (0.5-2)	SB-1D (0-0.5)	SB-1D (0.5-2)	SB-2 (0-0.5)	SB-2 (0.5-2)	SB-3 (0-0.5)	SB-3 (0.5-2)	SB-4 (0-0.5)	SB-4 (0.5-2)	SB-5 (0-0.5)	SB-5 (0.5-2)	SB-6 (0-0.5)	SB-6 (0.5-2)	SB-6 (2-4)	SB-7 (0-0.5)
	Leachability Based on Groundwater Criteria	Direct Exposure Residential	Direct Exposure Commercial / Industrial	Units	9/5/17	9/5/17	9/5/17	9/5/17	9/5/17	9/5/17	9/5/17	9/5/17	9/5/17	9/5/17	9/1/17	9/1/17	9/1/17	9/1/17	9/1/17	9/1/17	9/1/17	9/1/17	9/1/17	9/1/17	9/1/17	9/1/17
EPA 6010																										
Cadmium	7.5	82	1,700	mg/kg	0.18	0.17	0.11 I D3	0.56	0.17	0.17 U D3	0.18 I	0.17 I	0.14 U	0.15 I	1.3	2.0	0.027 U	0.022 U	0.074	0.74	0.13 U D3	0.23 I D3	0.36	2.3	0.18 U D3	0.15 U
Chromium	38	210	470	mg/kg	9.1	8.5	24.4	16.0	6.2	6.1	9.4	7.5	5.8	7.5	7.7	8.3	4.7	5.6	1.7	11.0	15.7	11.0	7.5	8.5	2.5	7.8
Copper		150	89,000	mg/kg	5.9	5.6	0.38 U	4.7	4.6	6.2	8.3	9.0	3.0	7.7	29.7	31.9	10.6	0.48 V	3.8	17.7	2.0	8.9	10.1	21.8	1.0 I	6.8
Lead		400	1,400	mg/kg	17.6	7.1	3.5	17.1	11.9	9.7	41.9	40.5	5.7	23.3	73.4	92.4	15.5	1.1	17.8	63.6	7.5	11.5	74.8 J(M1)	120	1.8 U	7.4
Lead TCLP				mg/L																				0.050 U		
EPA 8260																										
1,1,1,2-Tetrachloroethane		2.9	4.3	mg/kg	0.0037 U	0.0026 U	0.0034 U	0.011 U	0.0059 U	0.0031 U	0.0039 U	0.0035 U	0.0029 U	0.0030 U			0.0021 U	0.0024 U			0.0055 U	0.0025 U				0.0022 U
1,1,1-Trichloroethane	1.9	730	3,900	mg/kg	0.0041 U	0.0029 U	0.0037 U	0.012 U	0.0065 U	0.0034 U	0.0043 U	0.0038 U	0.0032 U	0.0033 U			0.0018 U	0.0020 U			0.0047 U	0.0022 U				0.0019 U
1,1,2,2-Tetrachloroethane	0.001	0.7	1.2	mg/kg	0.0037 U	0.0026 U	0.0034 U	0.011 U	0.0059 U	0.0031 U	0.0039 U	0.0035 U	0.0029 U	0.0030 U			0.0019 U	0.0022 U			0.0050 U	0.0023 U				0.0020 U
1,1,2-Trichloroethane	0.03	1.4	2	mg/kg	0.0037 U	0.0026 U	0.0034 U	0.011 U	0.0059 U	0.0031 U	0.0039 U	0.0035 U	0.0029 U	0.0030 U			0.0021 U	0.0024 U			0.0055 U	0.0025 U				0.0022 U
1,1-Dichloroethane		390	2,100	mg/kg	0.0040 U	0.0029 U	0.0037 U	0.012 U	0.0064 U	0.0033 U	0.0043 U	0.0038 U	0.0032 U	0.0033 U			0.0015 U	0.0017 U			0.0039 U	0.0018 U				0.0015 U
1,1-Dichloroethene	0.06	95	510	mg/kg	0.0037 U	0.0026 U	0.0034 U	0.011 U	0.0059 U	0.0031 U	0.0039 U	0.0035 U	0.0029 U	0.0030 U			0.0018 U	0.0020 U			0.0047 U	0.0022 U				0.0019 U
1,1-Dichloropropene				mg/kg	0.0038 U	0.0027 U	0.0035 U	0.011 U	0.0060 U	0.0031 U	0.0040 U	0.0036 U	0.0030 U	0.0031 U			0.0015 U	0.0017 U			0.0039 U	0.0018 U				0.0015 U
1,2,3-Trichlorobenzene	4.6	650	8,200	mg/kg	0.0037 U	0.0026 U	0.0034 U	0.011 U	0.0059 U	0.0031 U	0.0039 U	0.0035 U	0.0029 U	0.0030 U			0.0022 U	0.0025 U			0.0058 U	0.0027 U				0.0023 U
1,2,3-Trichloropropane	0.0001	0.06	0.1	mg/kg	0.0037 U	0.0026 U	0.0034 U	0.011 U	0.0059 U	0.0031 U	0.0039 U	0.0035 U	0.0029 U	0.0030 U			0.0016 U	0.0018 U			0.0042 U	0.0019 U				0.0016 U
1,2,3-Trimethylbenzene		18	96	mg/kg	0.0037 U N2	0.0026 U N2	0.0034 U N2	0.011 U N2	0.0059 U N2	0.0031 U N2	0.0039 U N2	0.0035 U N2	0.0029 U N2	0.0030 U			0.0017 U	0.0019 U			0.0045 U	0.0021 U				0.0018 U
1,2,4-Trichlorobenzene	5.3	660	8,500	mg/kg	0.0037 U	0.0026 U	0.0034 U	0.011 U	0.0059 U	0.0031 U	0.0039 U	0.0035 U	0.0029 U	0.0030 U			0.0016 U	0.0018 U			0.0042 U	0.0019 U				0.0016 U
1,2,4-Trimethylbenzene	0.3	18	95	mg/kg	0.0041 U	0.0029 U	0.0038 U	0.012 U	0.0066 U	0.0034 U	0.0044 U	0.0039 U	0.0033 U	0.0034 U			0.0020 U	0.0023 U			0.0053 U	0.0024 U				0.0021 U
1,2-Dichlorobenzene	17	880	5,000	mg/kg	0.0037 U	0.0026 U	0.0034 U	0.011 U	0.0059 U	0.0031 U	0.0039 U	0.0035 U	0.0029 U	0.0030 U			0.0019 U	0.0022 U			0.0050 U	0.0023 U				0.0020 U
1,2-Dichloroethane	0.01	0.5	0.7	mg/kg	0.0037 U	0.0026 U	0.0034 U	0.011 U	0.0059 U	0.0031 U	0.0039 U	0.0035 U	0.0029 U	0.0030 U			0.0022 U	0.0025 U			0.0058 U	0.0027 U				0.0023 U
1,2-Dichloropropane	0.03	0.6	0.9	mg/kg	0.0037 U	0.0026 U	0.0034 U	0.011 U	0.0059 U	0.0031 U	0.0039 U	0.0035 U	0.0029 U	0.0030 U			0.0017 U	0.0019 U			0.0045 U	0.0021 U				0.0018 U
1,3,5-Trimethylbenzene	0.3	15	80	mg/kg	0.0043 U	0.0030 U	0.0039 U	0.012 U	0.0068 U	0.0035 U	0.0045 U	0.0040 U	0.0034 U	0.0035 U			0.0018 U	0.0020 U			0.0047 U	0.0022 U				0.0019 U
1,3-Dichlorobenzene	7	380	2,200	mg/kg	0.0037 U	0.0026 U	0.0034 U	0.011 U	0.0059 U	0.0031 U	0.0039 U	0.0035 U	0.0029 U	0.0030 U			0.0020 U	0.0023 U			0.0053 U	0.0024 U				0.0021 U
1,3-Dichloropropane				mg/kg	0.0037 U	0.0026 U	0.0034 U	0.011 U	0.0059 U	0.0031 U	0.0039 U	0.0035 U	0.0029 U	0.0030 U			0.0019 U	0.0022 U			0.0050 U	0.0023 U				0.0020 U
1,4-Dichlorobenzene	2.2	6.4	9.9	mg/kg	0.0037 U	0.0026 U	0.0034 U	0.011 U	0.0059 U	0.0031 U	0.0039 U	0.0035 U	0.0029 U	0.0030 U			0.0017 U	0.0019 U			0.0045 U	0.0021 U				0.0018 U
2,2-Dichloropropane				mg/kg	0.0038 U	0.0027 U	0.0035 U	0.011 U	0.0061 U	0.0032 U	0.0040 U	0.0036 U	0.0030 U	0.0031 U			0.0017 U	0.0019 U			0.0045 U	0.0021 U				0.0018 U
2-Butanone (MEK)	17	16,000	110,000	mg/kg	0.0037 U	0.0026 U	0.0034 U	0.060	0.0059 U	0.0031 U	0.0039 U	0.0035 U	0.0029 U	0.0030 U			0.0029 U	0.0033 U			0.0076 U	0.0035 U				0.0030 U
2-Chlorotoluene	2.8	200	1,200	mg/kg	0.0037 U	0.0026 U	0.0034 U	0.011 U	0.0059 U	0.0031 U	0.0039 U	0.0035 U	0.0029 U	0.0030 U			0.0017 U	0.0019 U			0.0045 U	0.0021 U				0.0018 U
2-Hexanone		24	130	mg/kg	0.0037 U	0.0026 U	0.0034 U	0.011 U	0.0059 U	0.0031 U	0.0039 U	0.0035 U	0.0029 U	0.0030 U			0.0039 U	0.0044 U			0.010 U	0.0047 U				0.0040 U
4-Chlorotoluene		170	990	mg/kg	0.0037 U	0.0026 U	0.0034 U	0.011 U	0.0059 U	0.0031 U	0.0039 U	0.0035 U	0.0029 U	0.0030 U			0.0018 U	0.0020 U			0.0047 U	0.0022 U				0.0019 U
4-Methyl-2-pentanone (MIBK)	2.6	4,300	44,000	mg/kg	0.0037 U	0.0026 U	0.0034 U	0.011 U	0.0059 U	0.0031 U	0.0039 U	0.0035 U	0.0029 U	0.0030 U			0.0037 U	0.0042 U			0.0097 U	0.0045 U				0.0038 U
Acetone	25	11,000	68,000	mg/kg	0.015 U	0.010 U	0.013 U	0.26	0.024 U	0.017 I	0.016 U	0.014 U	0.012 U	0.012 U			0.15	0.099 I			0.026 U J(M1)	0.087 I				0.010 U
Acetonitrile				mg/kg	0.037 U	0.026 U	0.034 U	0.11 U	0.059 U	0.031 U	0.039 U	0.035 U	0.029 U	0.030 U			0.026 U	0.029 U			0.068 U	0.031 U				0.027 U
Benzene	0.007	1.2	1.7	mg/kg	0.0038 U	0.0027 U	0.0035 U	0.011 U	0.0060 U	0.0031 U	0.0040 U	0.0036 U	0.0030 U	0.0031 U			0.0016 U	0.0018 U			0.0042 U	0.0019 U				0.0016 U
Bromobenzene				mg/kg	0.0037 U	0.0026 U	0.0034 U	0.011 U	0.0059 U	0.0031 U	0.0039 U	0.0035 U	0.0029 U	0.0030 U			0.0020 U	0.0023 U			0.0053 U	0.0024 U				0.0021 U
Bromochloromethane		95	530	mg/kg	0.0037 U	0.0026 U	0.0034 U	0.011 U	0.0059 U	0.0031 U	0.0039 U	0.0035 U	0.0029 U	0.0030 U			0.0017 U	0.0019 U			0.0045 U	0.0021 U				0.0018 U
Bromodichloromethane	0.004	1.5	2.2	mg/kg	0.0037 U	0.0026 U	0.0034 U	0.011 U	0.0059 U	0.0031 U	0.0039 U	0.0035 U	0.0029 U	0.0030 U			0.0019 U	0.0022 U			0.0050 U	0.0023 U				0.0020 U
Bromoform	0.03	48	93	mg/kg	0.0037 U	0.0026 U	0.0034 U	0.011 U	0.0059 U	0.0031 U	0.0039 U	0.0035 U	0.0029 U	0.0030 U			0.0023 U	0.0026 U			0.0061 U	0.0028 U				0.0024 U
Bromomethane	0.05	3.1	16	mg/kg	0.0037 U	0.0026 U	0.0034 U	0.011 U	0.0059 U	0.0031 U	0.0039 U	0.0035 U	0.0029 U	0.0030 U			0.0025 U	0.0028 U			0.0066 U	0.0030 U				0.0026 U
Carbon disulfide	5.6	270	1,500	mg/kg	0.0037 U	0.0026 U	0.0034 U	0.011 U	0.0059 U	0.0031 U	0.0039 U	0.0035 U	0.0029 U	0.0030 U			0.0030 U	0.0034 U			0.0079 U	0.0036 U				0.0031 U
Carbon tetrachloride	0.04	0.5	0.7	mg/kg	0.0037 U	0.0026 U	0.0034 U	0.011 U	0.0059 U	0.0031 U	0.0039 U	0.0035 U	0.0029 U	0.0030 U			0.0026 U	0.0029 U			0.0068 U	0.0031 U				0.0027 U
Chlorobenzene	1.3	120	650	mg/kg	0.0037 U	0.0026 U	0.0034 U	0.011 U	0.0059 U	0.0031 U	0.0039 U	0.0035 U	0.0029 U	0.0030 U			0.0019 U	0.0022 U			0.0050 U	0.0023 U				0.0020 U
Chloroethane		3.9	5.4	mg/kg	0.0053 U	0.0038 U	0.0048 U	0.015 U	0.0085 U	0.0044 U	0.0056 U	0.0050 U	0.0042 U	0.0043 U			0.0024 U	0.0027 U			0.0063 U	0.0029 U				0.0025 U
Chloroform	0.4	0.4	0.6	mg/kg	0.0044 U	0.0031 U	0.0040 U	0.013 U	0.0070 U	0.0036 U	0.0046 U	0.0042 U	0.0035 U	0.0036 U			0.0016 U	0.0018 U			0.0042 U	0.0019 U				0.0016 U
Chloromethane	0.02	4	5.7	mg/kg	0.0041 U	0.0029 U	0.0038 U	0.012 U	0.0066 U	0.0034 U	0.0044 U	0.0039 U	0.0033 U	0.0034 U			0.0024 U	0.0027 U			0.0063 U	0.0029 U				0.0025 U
Dibromochloromethane	0.003	1.5	2.3	mg/kg	0.0037 U	0.0026 U	0.0034 U	0.011 U	0.0059 U	0.0031 U	0.0039 U	0.0035 U	0.0029 U	0.0030 U			0.0018 U	0.0020 U			0.0047 U	0.0022 U				0.0019 U
Dibromomethane		96	550	mg/kg	0.0037 U	0.0026 U	0.0034 U	0.011 U	0.0059 U	0.0031 U	0.0039 U	0.0035 U	0.0029 U	0.0030 U			0.0025 U	0.0028 U			0.0066 U	0.0030 U				0.0026 U
Dichlorodifluoromethane		77	410	mg/kg	0.0039 U	0.0028 U	0.0036 U	0.011 U	0.0063 U	0.0033 U	0.0041 U	0.0037 U	0.0031 U	0.0032 U			0.0036 U	0.0041 U			0.0095 U	0.0044 U				0.0037 U
Ethylbenzene	0.6	1,500	9,200	mg/kg	0.0042 U	0.0030 U	0.0038 U	0.012 U	0.0067 U	0.0035 U	0.0044 U	0.0040 U	0.0033 U	0.0034 U			0.0018 U	0.0020 U			0.0047 U	0.0022 U				0.0019 U
Iodomethane				mg/kg	0.0037 U	0.0026 U	0.0034 U	0.011 U	0.0059 U	0.0031 U	0.0039 U	0.0035 U	0.0029 U	0.0030 U			0.010 U	0.011 U			0.026 U	0.012 U				0.010 U
Isopropylbenzene (Cumene)	0.2	220	1,200	mg/kg	0.0043 U	0.0030 U	0.0039 U	0.012 U	0.0068 U	0.0035 U	0.0045 U	0.0041 U	0.0034 U	0.0035 U			0.0019 U	0.0022 U			0.0050 U	0.0023 U				0.0020 U
Methyl-tert-butyl ether	0.09	4,400	24,000	mg/kg	0.0037 U	0.0026 U	0.0034 U	0.011 U	0.0059 U	0.0031 U	0.0039 U	0.0035 U	0.0029 U	0.0030 U			0.0015 U	0.0017 U			0.0039 U	0.0018 U				0.0015 U
Methylene Chloride	0.02	17	26	mg/kg	0.0037 U	0.0026 U	0.0034 U	0.011 U	0.0059 U	0.0031 U	0.0039 U	0.0035 U	0.0029 U	0.0030 U			0.0030 U	0.0034 U			0.0079 U	0.0036 U				0.0031 U
Styrene	3.6	3,600	23,000	mg/kg	0.0037 U	0.0026 U	0.0034 U	0.011 U	0.0059 U	0.0031 U	0.0039 U	0.0035 U	0.0029 U	0.0030 U			0.0018 U	0.0020 U			0.0047 U	0.0022 U				0.0019 U
Tetrachloroethene	0.03	8.8	18	mg/kg	0.0037 U	0.0026 U	0.0034 U	0.011 U	0.0059 U	0.0031 U	0.0039 U	0.0035 U	0.0029 U	0.0030 U			0.0017 U	0.0019 U			0.0045 U	0.0021 U				0.0018 U
Toluene	0.5	7,500	60,000	mg/kg	0.0040 U	0.0028 U	0.0036 U	0.012 U	0.0064 U	0.0033 U	0.0042 U	0.0038 U	0.0032 U	0.0033 U			0.0018 U	0.0020 U			0.0047 U	0.0022 U				0.0019 U
Trichloroethene	0.03	6.4	9.3	mg/kg	0.0042 U	0.0030 U	0.0038 U	0.012 U	0.0066 U	0.0035 U	0.0044 U	0.0040 U	0.0033 U	0.0034 U			0.0021 U	0.0024 U			0.0055 U	0.0025 U				0.0022 U
Trichlorofluoromethane		270	1,500	mg/kg	0.0040 U	0.0029 U	0.0037 U	0.012 U	0.0064 U	0.0033 U	0.0042 U	0.0038 U	0.0032 U	0.0033 U			0.0022 U	0.0025 U			0.0058 U	0.0027 U				0.0023 U
Vinyl acetate	0.4	320	1,700	mg/kg	0.0037 U	0.0026 U	0.0034 U	0.011 U	0.0059 U	0.0031 U	0.0039 U	0.0035 U	0.0029 U	0.0031 U			0.0088 U	0.010 U			0.023 U	0.011 U				0.0091 U
Vinyl chloride	0.007	0.2	0.8	mg/kg	0.0040 U	0.0028 U	0.0036 U	0.012 U	0.0063 U	0.0033 U	0.0042 U	0.0038 U	0.0031 U	0.0033 U			0.0018 U	0.0020 U			0.0047 U	0.0022 U				0.0019 U
Xylene (Total)	0.2	130	700	mg/kg	0.0076 U	0.0054 U	0.0069 U	0.022 U	0.012 U	0.0063 U	0.0080 U	0.0072 U	0.0060 U	0.0062 U			0.0036 U	0.0041 U			0.0095 U	0.0044 U				0.0037 U
cis-1,2-Dichloroethene		33	180	mg/kg	0.0037 U	0.0026 U	0.0034 U	0.011 U	0.0059 U	0.0031 U	0.0039 U	0.0035 U	0.0029 U	0.0030 U			0.0014 U	0.0016 U			0.0037 U	0.0017 U				0.0014 U
cis-1,3-Dichloropropene				mg/kg	0.0037 U	0.0026 U	0.0034 U	0.011 U	0.0059 U	0.0031 U	0.0039 U	0.0035 U	0.0029 U	0.0030 U			0.0018 U	0.0020 U			0.0047 U	0.0022 U				0.0019 U
m&p-Xylene				mg/kg	0.0076 U	0.0054 U	0.0069 U	0.022 U	0.012 U	0.0063 U	0.0080 U	0.0072 U	0.0060 U	0.0062 U			0.0036 U	0.0041 U			0.0095 U	0.0044 U				0.0037 U
n-Butylbenzene				mg/kg	0.0045 U	0.0032 U	0.0041 U	0.013 U	0.0071 U	0.0037 U	0.0047 U	0.0042 U	0.0035 U	0.0036 U			0.0018 U	0.0020 U			0.0047 U	0.0022 U				0.0019 U
n-Propylbenzene				mg/kg	0.0039 U	0.0028 U	0.0036 U	0.011 U	0.0062 U	0.0032 U	0.0041 U	0.0037 U	0.0031 U	0.0032 U			0.0017 U	0.0019 U			0.0045 U	0.0021 U				0.0018 U
o-Xylene				mg/kg	0.0038 U	0.0027 U	0.0035 U	0.011 U	0.0061 U	0.0032 U	0.0040 U	0.0036 U	0.0030 U	0.0031 U			0.0019 U	0.0022 U			0.0050 U	0.0023 U				0.0020 U
p-Isopropyltoluene		960	5,600	mg/kg	0.0045 U	0.0032 U	0.0041 U	0.013 U	0.0071 U	0.0037 U	0.0047 U	0.0042 U	0.0035 U	0.0036 U			0.0017 U	0.0019 U			0.0045 U	0.0021 U				0.0018 U
sec-Butylbenzene				mg/kg	0.0043 U	0.0030 U	0.0039 U	0.012 U	0.0068 U	0.0035 U	0.0045 U	0.0041 U	0.0034 U	0.0035 U			0.0016 U	0.0018 U			0.0042 U	0.0019 U				0.0016 U
tert-Butylbenzene				mg/kg	0.0043 U	0.0030 U	0.0039 U	0.012 U	0.0068 U	0.0035 U	0.0045 U	0.0040 U	0.0034 U	0.0035 U			0.0020 U	0.0023 U			0.0053 U	0.0024 U				0.0021 U
trans-1,2-Dichloroethene	0.7	53	290	mg/kg	0.0045 U	0.0032 U	0.0041 U	0.013 U	0.0072 U	0.0037 U	0.0048 U	0.0043 U	0.0036 U	0.0037 U			0.0019 U	0.0022 U			0.0050 U	0.0023 U				0.0020 U
trans-1,3-Dichloropropene				mg/kg	0.0037 U	0.0026 U	0.0034 U	0.011 U	0.0059 U	0.0031 U	0.0039 U	0.0035 U	0.0029 U	0.0030 U			0.0015 U	0.0017 U			0.0039 U	0.0018 U				0.0015 U

Notes:
- "U" flag indicates concentration was below the method detection limit (MDL).
- "I" flag indicates concentration was between the MDL and practical quantitation limit (PQL).
- "L" - Off-scale high. Actual value is known to be greater than value given.
-"J(M1) flag is an estimated value. Matrix spike recovery exceeded QC limits.
  Batch accepted based on laboratory control sample recovery
- "D3" flag - sample was diluted due to the presence of high levels of non-target analytes or other matrix interference.
-"N2" flag indicates that the lab does not hold NELAC/TNI accreditation for this parameter
-"J(R1)" - Estimated value. RPD value was outside control limits.

Table 4: Soil Analytical Summary - Cadmium, Chromium, Copper, Lead, TCLP Lead and VOCs
Facility Name: Ludlam Trail, Miami, FL

Sample Location	Table II, Ch. 62-777 FAC Soil Cleanup Target Levels				SB-7 (0.5-2)	SB-8 (0-0.5)	SB-8 (0.5-2)	SB-8 (2-4)	SB-9 (0-0.5)	SB-9 (0.5-2)	SB-9 (2-4)	SB-10-1 (0-0.5)	SB-10-1 (0.5-2)	SB-10-2 (0-0.5)	SB-10-2 (0.5-2)	SB-10-3 (0-0.5)	SB-10-3 (0.5-2)	SB-10-4 (0-0.5)	SB-10-4 (0.5-2)	SB-10-5 (0-0.5)	SB-10-5 (0.5-2)	SB-11 (0-0.5)	SB-11 (0.5-2)	SB-12 (0-0.5)
	Leachability Based on Groundwater Criteria	Direct Exposure Residential	Direct Exposure Commercial / Industrial	Units	9/1/17	9/1/17	9/1/17	9/1/17	9/1/17	9/1/17	9/1/17	9/1/17	9/1/17	9/1/17	9/1/17	9/1/17	9/1/17	9/1/17	9/1/17	9/1/17	9/1/17	8/30/17	8/30/17	9/5/17
EPA 6010																								
Cadmium	7.5	82	1,700	mg/kg	0.14 U	0.22	0.26	0.062	0.23	0.095	0.060	0.79	0.30 U D3	0.15	0.17 U D3	0.11	0.035 I	0.30 U	0.29 U D3	0.29 I	0.052 I	0.76	0.055 U	0.42
Chromium	38	210	470	mg/kg	4.8	9.3	13.0	8.3	7.3	15.4	18.0	18.9	7.2 D3	8.3	18.2	3.3	4.0	11.5	9.1	17.2	11.0	13.2	10.5	11.1
Copper		150	89,000	mg/kg	3.3	8.5	12.3	3.4	8.0	0.66	0.62	23.3	1.5 U D3	1.7	0.84 U D3	4.3	0.24 I	5.0	1.4 U D3	3.7	0.83	24.0	3.0	12.4
Lead		400	1,400	mg/kg	2.4 I	12.5	19.9	12.9	18.1	2.1	2.4	53.4	3.0 U D3	3.4	2.0 I	21.7	0.82	10.4	2.9 U D3	14.3	2.2	141	8.4	45.2
Lead TCLP				mg/L																		0.050 U		
EPA 8260																								
1,1,1,2-Tetrachloroethane		2.9	4.3	mg/kg	0.0019 U							0.0024 U	0.0021 U	0.0021 U	0.0025 U	0.0021 U	0.0020 U	0.0028 U	0.0027 U	0.0029 U	0.0027 U			0.0028 U
1,1,1-Trichloroethane	1.9	730	3,900	mg/kg	0.0016 U							0.0020 U	0.0018 U	0.0018 U	0.0022 U	0.0018 U	0.0017 U	0.0024 U	0.0024 U	0.0025 U	0.0023 U			0.0030 U
1,1,2,2-Tetrachloroethane	0.001	0.7	1.2	mg/kg	0.0017 U							0.0021 U	0.0019 U	0.0019 U	0.0023 U	0.0019 U	0.0018 U	0.0026 U	0.0025 U	0.0026 U	0.0025 U			0.0028 U
1,1,2-Trichloroethane	0.03	1.4	2	mg/kg	0.0019 U							0.0024 U	0.0021 U	0.0021 U	0.0025 U	0.0021 U	0.0020 U	0.0028 U	0.0027 U	0.0029 U	0.0027 U			0.0028 U
1,1-Dichloroethane		390	2,100	mg/kg	0.0014 U							0.0017 U	0.0015 U	0.0015 U	0.0018 U	0.0015 U	0.0015 U	0.0020 U	0.0020 U	0.0021 U	0.0019 U			0.0030 U
1,1-Dichloroethene	0.06	95	510	mg/kg	0.0016 U							0.0020 U	0.0018 U	0.0018 U	0.0022 U	0.0018 U	0.0017 U	0.0024 U	0.0024 U	0.0025 U	0.0023 U			0.0028 U
1,1-Dichloropropene				mg/kg	0.0014 U							0.0017 U	0.0015 U	0.0015 U	0.0018 U	0.0015 U	0.0015 U	0.0020 U	0.0020 U	0.0021 U	0.0019 U			0.0028 U
1,2,3-Trichlorobenzene	4.6	650	8,200	mg/kg	0.0020 U							0.0025 U	0.0022 U	0.0022 U	0.0027 U	0.0021 U	0.0021 U	0.0030 U	0.0029 U	0.0030 U J(M1)	0.0028 U			0.0028 U
1,2,3-Trichloropropane	0.0001	0.06	0.1	mg/kg	0.0014 U							0.0018 U	0.0016 U	0.0016 U	0.0019 U	0.0016 U	0.0015 U	0.0022 U	0.0021 U	0.0022 U	0.0021 U			0.0028 U
1,2,3-Trimethylbenzene		18	96	mg/kg	0.0015 U							0.0019 U	0.0017 U	0.0017 U	0.0021 U	0.0017 U	0.0016 U	0.0023 U	0.0022 U	0.0023 U	0.0022 U			0.0028 U N2
1,2,4-Trichlorobenzene	5.3	660	8,500	mg/kg	0.0014 U							0.0018 U	0.0016 U	0.0016 U	0.0019 U	0.0016 U	0.0015 U	0.0022 U	0.0021 U	0.0022 U J(M1)	0.0021 U			0.0028 U
1,2,4-Trimethylbenzene	0.3	18	95	mg/kg	0.0018 U							0.0022 U	0.0020 U	0.0020 U	0.0024 U	0.0020 U	0.0019 U	0.0027 U	0.0026 U	0.0027 U	0.0026 U			0.0031 U
1,2-Dichlorobenzene	17	880	5,000	mg/kg	0.0017 U							0.0021 U	0.0019 U	0.0019 U	0.0023 U	0.0019 U	0.0018 U	0.0026 U	0.0025 U	0.0026 U	0.0025 U			0.0028 U
1,2-Dichloroethane	0.01	0.5	0.7	mg/kg	0.0020 U							0.0025 U	0.0022 U	0.0022 U	0.0027 U	0.0021 U	0.0021 U	0.0030 U	0.0029 U	0.0030 U	0.0028 U			0.0028 U
1,2-Dichloropropane	0.03	0.6	0.9	mg/kg	0.0015 U							0.0019 U	0.0017 U	0.0017 U	0.0021 U	0.0017 U	0.0016 U	0.0023 U	0.0022 U	0.0023 U	0.0022 U			0.0028 U
1,3,5-Trimethylbenzene	0.3	15	80	mg/kg	0.0016 U							0.0020 U	0.0018 U	0.0018 U	0.0022 U	0.0018 U	0.0017 U	0.0024 U	0.0024 U	0.0025 U	0.0023 U			0.0032 U
1,3-Dichlorobenzene	7	380	2,200	mg/kg	0.0018 U							0.0022 U	0.0020 U	0.0020 U	0.0024 U	0.0020 U	0.0019 U	0.0027 U	0.0026 U	0.0027 U	0.0026 U			0.0028 U
1,3-Dichloropropane				mg/kg	0.0017 U							0.0021 U	0.0019 U	0.0019 U	0.0023 U	0.0019 U	0.0018 U	0.0026 U	0.0025 U	0.0026 U	0.0025 U			0.0028 U
1,4-Dichlorobenzene	2.2	6.4	9.9	mg/kg	0.0015 U							0.0019 U	0.0017 U	0.0017 U	0.0021 U	0.0017 U	0.0016 U	0.0023 U	0.0022 U	0.0023 U	0.0022 U			0.0028 U
2,2-Dichloropropane				mg/kg	0.0015 U							0.0019 U	0.0017 U	0.0017 U	0.0021 U	0.0017 U	0.0016 U	0.0023 U	0.0022 U	0.0023 U	0.0022 U			0.0029 U
2-Butanone (MEK)	17	16,000	110,000	mg/kg	0.0026 U							0.0033 U	0.0029 U	0.0029 U	0.0035 U	0.0028 U	0.0028 U	0.0039 U	0.0038 U	0.0040 U	0.0037 U			0.0028 U
2-Chlorotoluene	2.8	200	1,200	mg/kg	0.0015 U							0.0019 U	0.0017 U	0.0017 U	0.0021 U	0.0017 U	0.0016 U	0.0023 U	0.0022 U	0.0023 U	0.0022 U			0.0028 U
2-Hexanone		24	130	mg/kg	0.0035 U							0.0044 U	0.0039 U	0.0039 U	0.0047 U	0.0038 U	0.0038 U	0.0052 U	0.0051 U	0.0053 U	0.0050 U			0.0028 U
4-Chlorotoluene		170	990	mg/kg	0.0016 U							0.0020 U	0.0018 U	0.0018 U	0.0022 U	0.0018 U	0.0017 U	0.0024 U	0.0024 U	0.0025 U	0.0023 U			0.0028 U
4-Methyl-2-pentanone (MIBK)	2.6	4,300	44,000	mg/kg	0.0033 U							0.0042 U	0.0037 U	0.0037 U	0.0045 U	0.0036 U	0.0036 U	0.0050 U	0.0048 U	0.0051 U	0.0048 U			0.0028 U
Acetone	25	11,000	68,000	mg/kg	0.056 I							0.028 I	0.011 I	0.026 I	0.012 U	0.012 I	0.0097 U	0.026 I	0.069 I	0.014 U J(M1)	0.070 I			0.011 U
Acetonitrile				mg/kg	0.024 U							0.029 U	0.026 U	0.026 U	0.031 U	0.025 U	0.025 U	0.035 U	0.034 U	0.036 U	0.034 U			0.028 U
Benzene	0.007	1.2	1.7	mg/kg	0.0014 U							0.0018 U	0.0016 U	0.0016 U	0.0019 U	0.0016 U	0.0015 U	0.0022 U	0.0021 U	0.0022 U	0.0021 U			0.0028 U
Bromobenzene				mg/kg	0.0018 U							0.0022 U	0.0020 U	0.0020 U	0.0024 U	0.0020 U	0.0019 U	0.0027 U	0.0026 U	0.0027 U	0.0026 U			0.0028 U
Bromochloromethane		95	530	mg/kg	0.0015 U							0.0019 U	0.0017 U	0.0017 U	0.0021 U	0.0017 U	0.0016 U	0.0023 U	0.0022 U	0.0023 U	0.0022 U			0.0028 U
Bromodichloromethane	0.004	1.5	2.2	mg/kg	0.0017 U							0.0021 U	0.0019 U	0.0019 U	0.0023 U	0.0019 U	0.0018 U	0.0026 U	0.0025 U	0.0026 U	0.0025 U			0.0028 U
Bromoform	0.03	48	93	mg/kg	0.0021 U							0.0026 U	0.0023 U	0.0023 U	0.0028 U	0.0022 U	0.0022 U	0.0031 U	0.0030 U	0.0032 U	0.0030 U			0.0028 U
Bromomethane	0.05	3.1	16	mg/kg	0.0023 U							0.0028 U	0.0025 U	0.0025 U	0.0030 U	0.0024 U	0.0024 U	0.0034 U	0.0033 U	0.0034 U	0.0032 U			0.0028 U
Carbon disulfide	5.6	270	1,500	mg/kg	0.0027 U							0.0034 U	0.0030 U	0.0030 U	0.0036 U	0.0029 U	0.0029 U	0.0040 U	0.0039 U	0.0041 U	0.0039 U			0.0028 U
Carbon tetrachloride	0.04	0.5	0.7	mg/kg	0.0024 U							0.0029 U	0.0026 U	0.0026 U	0.0031 U	0.0025 U	0.0025 U	0.0035 U	0.0034 U	0.0036 U	0.0034 U			0.0028 U
Chlorobenzene	1.3	120	650	mg/kg	0.0017 U							0.0021 U	0.0019 U	0.0019 U	0.0023 U	0.0019 U	0.0018 U	0.0026 U	0.0025 U	0.0026 U	0.0025 U			0.0028 U
Chloroethane		3.9	5.4	mg/kg	0.0022 U							0.0027 U	0.0024 U	0.0024 U	0.0029 U	0.0023 U	0.0023 U	0.0032 U	0.0031 U	0.0033 U	0.0031 U			0.0040 U
Chloroform	0.4	0.4	0.6	mg/kg	0.0014 U							0.0018 U	0.0016 U	0.0016 U	0.0019 U	0.0016 U	0.0015 U	0.0022 U	0.0021 U	0.0022 U	0.0021 U			0.0033 U
Chloromethane	0.02	4	5.7	mg/kg	0.0022 U							0.0027 U	0.0024 U	0.0024 U	0.0029 U	0.0023 U	0.0023 U	0.0032 U	0.0031 U	0.0033 U	0.0031 U			0.0031 U
Dibromochloromethane	0.003	1.5	2.3	mg/kg	0.0016 U							0.0020 U	0.0018 U	0.0018 U	0.0022 U	0.0018 U	0.0017 U	0.0024 U	0.0024 U	0.0025 U	0.0023 U			0.0028 U
Dibromomethane		96	550	mg/kg	0.0023 U							0.0028 U	0.0025 U	0.0025 U	0.0030 U	0.0024 U	0.0024 U	0.0034 U	0.0033 U	0.0034 U	0.0032 U			0.0028 U
Dichlorodifluoromethane		77	410	mg/kg	0.0033 U							0.0040 U	0.0036 U	0.0036 U	0.0044 U	0.0035 U	0.0035 U	0.0048 U	0.0047 U	0.0049 U	0.0047 U			0.0029 U
Ethylbenzene	0.6	1,500	9,200	mg/kg	0.0016 U							0.0020 U	0.0018 U	0.0018 U	0.0022 U	0.0018 U	0.0017 U	0.0024 U	0.0024 U	0.0025 U	0.0023 U			0.0031 U
Iodomethane				mg/kg	0.0090 U							0.011 U	0.0098 U	0.0098 U	0.012 U	0.0097 U	0.0096 U	0.013 U	0.013 U	0.014 U J(M1)	0.013 U			0.0028 U
Isopropylbenzene (Cumene)	0.2	220	1,200	mg/kg	0.0017 U							0.0021 U	0.0019 U	0.0019 U	0.0023 U	0.0019 U	0.0018 U	0.0026 U	0.0025 U	0.0026 U	0.0025 U			0.0032 U
Methyl-tert-butyl ether	0.09	4,400	24,000	mg/kg	0.0014 U							0.0017 U	0.0015 U	0.0015 U	0.0018 U	0.0015 U	0.0015 U	0.0020 U	0.0020 U	0.0021 U	0.0019 U			0.0028 U
Methylene Chloride	0.02	17	26	mg/kg	0.0027 U							0.0034 U	0.0030 U	0.0030 U	0.0036 U	0.0029 U	0.0029 U	0.0040 U	0.0039 U	0.0041 U	0.0039 U			0.0028 U
Styrene	3.6	3,600	23,000	mg/kg	0.0016 U							0.0020 U	0.0018 U	0.0018 U	0.0022 U	0.0018 U	0.0017 U	0.0024 U	0.0024 U	0.0025 U	0.0023 U			0.0028 U
Tetrachloroethene	0.03	8.8	18	mg/kg	0.0015 U							0.0019 U	0.0017 U	0.0017 U	0.0021 U	0.0017 U	0.0016 U	0.0023 U	0.0022 U	0.0023 U	0.0022 U			0.0028 U
Toluene	0.5	7,500	60,000	mg/kg	0.0016 U							0.0020 U	0.0018 U	0.0018 U	0.0022 U	0.0018 U	0.0017 U	0.0024 U	0.0024 U	0.0025 U	0.0023 U			0.0030 U
Trichloroethene	0.03	6.4	9.3	mg/kg	0.0019 U							0.0024 U	0.0021 U	0.0021 U	0.0025 U	0.0021 U	0.0020 U	0.0028 U	0.0027 U	0.0029 U	0.0027 U			0.0031 U
Trichlorofluoromethane		270	1,500	mg/kg	0.0020 U							0.0025 U	0.0022 U	0.0022 U	0.0027 U	0.0021 U	0.0021 U	0.0030 U	0.0029 U	0.0030 U	0.0028 U			0.0030 U
Vinyl acetate	0.4	320	1,700	mg/kg	0.0080 U							0.0099 U	0.0088 U	0.0087 U	0.011 U	0.0086 U	0.0085 U	0.012 U	0.011 U	0.012 U J(M1)	0.011 U			0.0028 U
Vinyl chloride	0.007	0.2	0.8	mg/kg	0.0016 U							0.0020 U	0.0018 U	0.0018 U	0.0022 U	0.0018 U	0.0017 U	0.0024 U	0.0024 U	0.0025 U	0.0023 U			0.0030 U
Xylene (Total)	0.2	130	700	mg/kg	0.0033 U							0.0040 U	0.0036 U	0.0036 U	0.0044 U	0.0035 U	0.0035 U	0.0048 U	0.0047 U	0.0049 U	0.0047 U			0.0057 U
cis-1,2-Dichloroethene		33	180	mg/kg	0.0013 U							0.0016 U	0.0014 U	0.0014 U	0.0017 U	0.0014 U	0.0014 U	0.0019 U	0.0018 U	0.0019 U	0.0018 U			0.0028 U
cis-1,3-Dichloropropene				mg/kg	0.0016 U							0.0020 U	0.0018 U	0.0018 U	0.0022 U	0.0018 U	0.0017 U	0.0024 U	0.0024 U	0.0025 U	0.0023 U			0.0028 U
m&p-Xylene				mg/kg	0.0033 U							0.0040 U	0.0036 U	0.0036 U	0.0044 U	0.0035 U	0.0035 U	0.0048 U	0.0047 U	0.0049 U	0.0047 U			0.0057 U
n-Butylbenzene				mg/kg	0.0016 U							0.0020 U	0.0018 U	0.0018 U	0.0022 U	0.0018 U	0.0017 U	0.0024 U	0.0024 U	0.0025 U	0.0023 U			0.0033 U
n-Propylbenzene				mg/kg	0.0015 U							0.0019 U	0.0017 U	0.0017 U	0.0021 U	0.0017 U	0.0016 U	0.0023 U	0.0022 U	0.0023 U	0.0022 U			0.0029 U
o-Xylene				mg/kg	0.0017 U							0.0021 U	0.0019 U	0.0019 U	0.0023 U	0.0019 U	0.0018 U	0.0026 U	0.0025 U	0.0026 U	0.0025 U			0.0028 U
p-Isopropyltoluene		960	5,600	mg/kg	0.0015 U							0.0019 U	0.0017 U	0.0017 U	0.0021 U	0.0017 U	0.0016 U	0.0023 U	0.0022 U	0.0023 U	0.0022 U			0.0033 U
sec-Butylbenzene				mg/kg	0.0014 U							0.0018 U	0.0016 U	0.0016 U	0.0019 U	0.0016 U	0.0015 U	0.0022 U	0.0021 U	0.0022 U	0.0021 U			0.0032 U
tert-Butylbenzene				mg/kg	0.0018 U							0.0022 U	0.0020 U	0.0020 U	0.0024 U	0.0020 U	0.0019 U	0.0027 U	0.0026 U	0.0027 U	0.0026 U			0.0032 U
trans-1,2-Dichloroethene	0.7	53	290	mg/kg	0.0017 U							0.0021 U	0.0019 U	0.0019 U	0.0023 U	0.0019 U	0.0018 U	0.0026 U	0.0025 U	0.0026 U	0.0025 U			0.0034 U
trans-1,3-Dichloropropene				mg/kg	0.0014 U							0.0017 U	0.0015 U	0.0015 U	0.0018 U	0.0015 U	0.0015 U	0.0020 U	0.0020 U	0.0021 U	0.0019 U			0.0028 U

Notes:
- "U" flag indicates concentration was below the method detection limit (MDL).
- "I" flag indicates concentration was between the MDL and practical quantitation limit (PQL).
- "L" - Off-scale high. Actual value is known to be greater than value given.
-"J(M1) flag is an estimated value. Matrix spike recovery exceeded QC limits.
  Batch accepted based on laboratory control sample recovery
- "D3" flag - sample was diluted due to the presence of high levels of non-target analytes or other matrix interference.
-"N2" flag indicates that the lab does not hold NELAC/TNI accreditation for this parameter
-"J(R1)" - Estimated value. RPD value was outside control limits.

Table 4: Soil Analytical Summary - Cadmium, Chromium, Copper, Lead, TCLP Lead and VOCs
Facility Name: Ludlam Trail, Miami, FL

Sample Location	Table II, Ch. 62-777 FAC Soil Cleanup Target Levels				SB-12 (0.5-2)	SB-13 (0-0.5)	SB-13 (0.5-2)	SB-14 (0-0.5)	SB-14 (0.5-2)	SB-15 (0-0.5)	SB-15 (0.5-2)	SB-16 (0-0.5)	SB-16 (0.5-2)	SB-17 (0-0.5)	SB-17 (0.5-2)	SB-18 (0-0.5)	SB-18 (0.5-2)	SB-19 (0-0.5)	SB-19 (0.5-2)	SB-20 (0-0.5)	SB-20 (0.5-2)	SB-21-1 (0-0.5)	SB-21-1 (0.5-2)	SB-21-2 (0-0.5)
	Leachability Based on Groundwater Criteria	Direct Exposure Residential	Direct Exposure Commercial / Industrial	Units	9/5/17	8/30/17	8/30/17	9/5/17	9/5/17	8/30/17	8/30/17	9/5/17	9/5/17	9/1/17	9/1/17	8/31/17	8/31/17	8/31/17	8/31/17	8/30/17	8/30/17	8/31/17	8/31/17	8/31/17
EPA 6010																								
Cadmium	7.5	82	1,700	mg/kg	0.14 U	0.085 I	0.062	0.36	0.15 U D3	0.24	0.072	0.26 U	0.31 U D3	0.52 U D3	0.18 I D3	0.23	0.21	0.20 I D3	0.082	0.89	0.19	0.037 I	0.050 I	0.51
Chromium	38	210	470	mg/kg	16.4	9.6	9.9	6.1	12.7	13.9	15.9	7.1	6.8 D3	6.5 D3	10.3	15.2	15.4	12.8	13.8	10.9	24.9	6.5	9.7	18.0
Copper		150	89,000	mg/kg	2.2	5.6	2.4	14.9	0.77 U	14.2	0.59	10.3	1.6 U D3	2.6 U D3	1.8	11.8	5.9	19.3	1.1	85.8	0.69	7.0	14.9	82.5
Lead		400	1,400	mg/kg	4.4	7.5	3.6	44.7	2.5 I	26.9	2.6	45.3	3.1 U D3	5.2 U D3	4.3	11.4	6.0	11.6 D3	1.8	75.2	2.8	13.5	28.7	367
Lead TCLP				mg/L																				0.057 I
EPA 8260																								
1,1,1,2-Tetrachloroethane		2.9	4.3	mg/kg	0.0026 U			0.0032 U	0.0034 U			0.0033 U	0.0027 U	0.0023 U	0.0027 U	0.0024 U	0.0022 U	0.0026 U	0.0029 U			0.0040 U	0.0033 U	0.0028 U
1,1,1-Trichloroethane	1.9	730	3,900	mg/kg	0.0028 U			0.0035 U	0.0037 U			0.0036 U	0.0030 U	0.0020 U	0.0023 U	0.0021 U	0.0019 U	0.0022 U	0.0025 U			0.0034 U	0.0028 U	0.0024 U
1,1,2,2-Tetrachloroethane	0.001	0.7	1.2	mg/kg	0.0026 U			0.0032 U	0.0034 U			0.0033 U	0.0027 U	0.0021 U	0.0025 U	0.0022 U	0.0020 U	0.0024 U	0.0027 U			0.0036 U	0.0030 U	0.0025 U
1,1,2-Trichloroethane	0.03	1.4	2	mg/kg	0.0026 U			0.0032 U	0.0034 U			0.0033 U	0.0027 U	0.0023 U	0.0027 U	0.0024 U	0.0022 U	0.0026 U	0.0029 U			0.0040 U	0.0033 U	0.0028 U
1,1-Dichloroethane		390	2,100	mg/kg	0.0028 U			0.0035 U	0.0037 U			0.0036 U	0.0029 U	0.0016 U	0.0019 U	0.0017 U	0.0016 U	0.0019 U	0.0021 U			0.0028 U	0.0023 U	0.0020 U
1,1-Dichloroethene	0.06	95	510	mg/kg	0.0026 U			0.0032 U	0.0034 U			0.0033 U	0.0027 U	0.0020 U	0.0023 U	0.0021 U	0.0019 U	0.0022 U	0.0025 U			0.0034 U	0.0028 U	0.0024 U
1,1-Dichloropropene				mg/kg	0.0026 U			0.0033 U	0.0035 U			0.0034 U	0.0028 U	0.0016 U	0.0019 U	0.0017 U	0.0016 U	0.0019 U	0.0021 U			0.0028 U	0.0023 U	0.0020 U
1,2,3-Trichlorobenzene	4.6	650	8,200	mg/kg	0.0026 U			0.0032 U	0.0034 U			0.0033 U	0.0027 U	0.0024 U	0.0028 U	0.0026 U	0.0023 U	0.0027 U	0.0031 U			0.0042 U	0.0034 U	0.0029 U
1,2,3-Trichloropropane	0.0001	0.06	0.1	mg/kg	0.0026 U			0.0032 U	0.0034 U			0.0033 U	0.0027 U	0.0017 U	0.0021 U	0.0019 U	0.0017 U	0.0020 U	0.0022 U			0.0030 U	0.0025 U	0.0021 U
1,2,3-Trimethylbenzene		18	96	mg/kg	0.0026 U N2			0.0032 U	0.0034 U N2			0.0033 U N2	0.0027 U N2	0.0018 U	0.0022 U	0.0020 U	0.0018 U	0.0021 U	0.0024 U			0.0032 U	0.0027 U	0.0023 U
1,2,4-Trichlorobenzene	5.3	660	8,500	mg/kg	0.0026 U			0.0032 U	0.0034 U			0.0033 U	0.0027 U	0.0017 U	0.0021 U	0.0019 U	0.0017 U	0.0020 U	0.0022 U			0.0030 U	0.0025 U	0.0021 U
1,2,4-Trimethylbenzene	0.3	18	95	mg/kg	0.0029 U			0.0036 U	0.0038 U			0.0037 U	0.0030 U	0.0022 U	0.0026 U	0.0023 U	0.0021 U	0.0025 U	0.0028 U			0.0038 U	0.0031 U	0.0027 U
1,2-Dichlorobenzene	17	880	5,000	mg/kg	0.0026 U			0.0032 U	0.0034 U			0.0033 U	0.0027 U	0.0021 U	0.0025 U	0.0022 U	0.0020 U	0.0024 U	0.0027 U			0.0036 U	0.0030 U	0.0025 U
1,2-Dichloroethane	0.01	0.5	0.7	mg/kg	0.0026 U			0.0032 U	0.0034 U			0.0033 U	0.0027 U	0.0024 U	0.0028 U	0.0026 U	0.0023 U	0.0027 U	0.0031 U			0.0042 U	0.0034 U	0.0029 U
1,2-Dichloropropane	0.03	0.6	0.9	mg/kg	0.0026 U			0.0032 U	0.0034 U			0.0033 U	0.0027 U	0.0018 U	0.0022 U	0.0020 U	0.0018 U	0.0021 U	0.0024 U			0.0032 U	0.0027 U	0.0023 U
1,3,5-Trimethylbenzene	0.3	15	80	mg/kg	0.0030 U			0.0037 U	0.0039 U			0.0038 U	0.0031 U	0.0020 U	0.0023 U	0.0021 U	0.0019 U	0.0022 U	0.0025 U			0.0034 U	0.0028 U	0.0024 U
1,3-Dichlorobenzene	7	380	2,200	mg/kg	0.0026 U			0.0032 U	0.0034 U			0.0033 U	0.0027 U	0.0022 U	0.0026 U	0.0023 U	0.0021 U	0.0025 U	0.0028 U			0.0038 U	0.0031 U	0.0027 U
1,3-Dichloropropane				mg/kg	0.0026 U			0.0032 U	0.0034 U			0.0033 U	0.0027 U	0.0021 U	0.0025 U	0.0022 U	0.0020 U	0.0024 U	0.0027 U			0.0036 U	0.0030 U	0.0025 U
1,4-Dichlorobenzene	2.2	6.4	9.9	mg/kg	0.0026 U			0.0032 U	0.0034 U			0.0033 U	0.0027 U	0.0018 U	0.0022 U	0.0020 U	0.0018 U	0.0021 U	0.0024 U			0.0032 U	0.0027 U	0.0023 U
2,2-Dichloropropane				mg/kg	0.0027 U			0.0033 U	0.0035 U			0.0034 U	0.0028 U	0.0018 U	0.0022 U	0.0020 U	0.0018 U	0.0021 U	0.0024 U			0.0032 U	0.0027 U	0.0023 U
2-Butanone (MEK)	17	16,000	110,000	mg/kg	0.0026 U			0.0032 U	0.0034 U			0.0033 U	0.0027 U	0.0031 U	0.0038 U	0.0034 U	0.0030 U	0.0036 U	0.0041 U			0.0055 U	0.0045 U	0.0038 U
2-Chlorotoluene	2.8	200	1,200	mg/kg	0.0026 U			0.0032 U	0.0034 U			0.0033 U	0.0027 U	0.0018 U	0.0022 U	0.0020 U	0.0018 U	0.0021 U	0.0024 U			0.0032 U	0.0027 U	0.0023 U
2-Hexanone		24	130	mg/kg	0.0026 U			0.0032 U	0.0034 U			0.0033 U	0.0027 U	0.0042 U	0.0050 U	0.0045 U	0.0041 U	0.0049 U	0.0054 U			0.0074 U	0.0061 U	0.0052 U
4-Chlorotoluene		170	990	mg/kg	0.0026 U			0.0032 U	0.0034 U			0.0033 U	0.0027 U	0.0020 U	0.0023 U	0.0021 U	0.0019 U	0.0022 U	0.0025 U			0.0034 U	0.0028 U	0.0024 U
4-Methyl-2-pentanone (MIBK)	2.6	4,300	44,000	mg/kg	0.0026 U			0.0032 U	0.0034 U			0.0033 U	0.0027 U	0.0040 U	0.0048 U	0.0043 U	0.0039 U	0.0046 U	0.0052 U			0.0070 U	0.0058 U	0.0049 U
Acetone	25	11,000	68,000	mg/kg	0.010 U			0.013 U	0.014 U			0.013 U	0.011 U	0.013 I	0.055 I	0.093 I	0.24	0.11 I	0.14			0.019 U	0.016 U	0.021 I
Acetonitrile				mg/kg	0.026 U			0.032 U	0.034 U			0.033 U	0.027 U	0.028 U	0.034 U	0.030 U	0.027 U	0.032 U	0.036 U			0.049 U	0.041 U	0.034 U
Benzene	0.007	1.2	1.7	mg/kg	0.0026 U			0.0033 U	0.0035 U			0.0034 U	0.0028 U	0.0017 U	0.0021 U	0.0019 U	0.0017 U	0.0020 U	0.0022 U			0.0030 U	0.0025 U	0.0021 U
Bromobenzene				mg/kg	0.0026 U			0.0032 U	0.0034 U			0.0033 U	0.0027 U	0.0022 U	0.0026 U	0.0023 U	0.0021 U	0.0025 U	0.0028 U			0.0038 U	0.0031 U	0.0027 U
Bromochloromethane		95	530	mg/kg	0.0026 U			0.0032 U	0.0034 U			0.0033 U	0.0027 U	0.0018 U	0.0022 U	0.0020 U	0.0018 U	0.0021 U	0.0024 U			0.0032 U	0.0027 U	0.0023 U
Bromodichloromethane	0.004	1.5	2.2	mg/kg	0.0026 U			0.0032 U	0.0034 U			0.0033 U	0.0027 U	0.0021 U	0.0025 U	0.0022 U	0.0020 U	0.0024 U	0.0027 U			0.0036 U	0.0030 U	0.0025 U
Bromoform	0.03	48	93	mg/kg	0.0026 U			0.0032 U	0.0034 U			0.0033 U	0.0027 U	0.0025 U	0.0030 U	0.0027 U	0.0024 U	0.0029 U	0.0032 U			0.0043 U	0.0036 U	0.0030 U
Bromomethane	0.05	3.1	16	mg/kg	0.0026 U			0.0032 U	0.0034 U			0.0033 U	0.0027 U	0.0027 U	0.0032 U	0.0029 U	0.0026 U	0.0031 U	0.0035 U			0.0047 U	0.0039 U	0.0033 U
Carbon disulfide	5.6	270	1,500	mg/kg	0.0026 U			0.0032 U	0.0034 U			0.0033 U	0.0027 U	0.0033 U	0.0039 U	0.0035 U	0.0032 U	0.0037 U	0.0042 U			0.0057 U	0.0047 U	0.0040 U
Carbon tetrachloride	0.04	0.5	0.7	mg/kg	0.0026 U			0.0032 U	0.0034 U			0.0033 U	0.0027 U	0.0028 U	0.0034 U	0.0030 U	0.0027 U	0.0032 U	0.0036 U			0.0049 U	0.0041 U	0.0034 U
Chlorobenzene	1.3	120	650	mg/kg	0.0026 U			0.0032 U	0.0034 U			0.0033 U	0.0027 U	0.0021 U	0.0025 U	0.0022 U	0.0020 U	0.0024 U	0.0027 U			0.0036 U	0.0030 U	0.0025 U
Chloroethane		3.9	5.4	mg/kg	0.0037 U			0.0046 U	0.0049 U			0.0047 U	0.0039 U	0.0026 U	0.0031 U	0.0028 U	0.0025 U	0.0030 U	0.0034 U			0.0045 U	0.0038 U	0.0032 U
Chloroform	0.4	0.4	0.6	mg/kg	0.0031 U			0.0038 U	0.0040 U			0.0039 U	0.0032 U	0.0017 U	0.0021 U	0.0019 U	0.0017 U	0.0020 U	0.0022 U			0.0030 U	0.0025 U	0.0021 U
Chloromethane	0.02	4	5.7	mg/kg	0.0029 U			0.0036 U	0.0038 U			0.0037 U	0.0030 U	0.0026 U	0.0031 U	0.0028 U	0.0025 U	0.0030 U	0.0034 U			0.0045 U	0.0038 U	0.0032 U
Dibromochloromethane	0.003	1.5	2.3	mg/kg	0.0026 U			0.0032 U	0.0034 U			0.0033 U	0.0027 U	0.0020 U	0.0023 U	0.0021 U	0.0019 U	0.0022 U	0.0025 U			0.0034 U	0.0028 U	0.0024 U
Dibromomethane		96	550	mg/kg	0.0026 U			0.0032 U	0.0034 U			0.0033 U	0.0027 U	0.0027 U	0.0032 U	0.0029 U	0.0026 U	0.0031 U	0.0035 U			0.0047 U	0.0039 U	0.0033 U
Dichlorodifluoromethane		77	410	mg/kg	0.0027 U			0.0034 U	0.0036 U			0.0035 U	0.0029 U	0.0039 U	0.0047 U	0.0042 U	0.0038 U	0.0045 U	0.0050 U			0.0068 U	0.0056 U	0.0048 U
Ethylbenzene	0.6	1,500	9,200	mg/kg	0.0029 U			0.0036 U	0.0038 U			0.0037 U	0.0030 U	0.0020 U	0.0023 U	0.0021 U	0.0019 U	0.0022 U	0.0025 U			0.0034 U	0.0028 U	0.0024 U
Iodomethane				mg/kg	0.0026 U			0.0032 U	0.0034 U			0.0033 U	0.0027 U	0.011 U	0.013 U	0.012 U	0.010 U	0.012 U	0.014 U			0.019 U	0.015 U	0.013 U
Isopropylbenzene (Cumene)	0.2	220	1,200	mg/kg	0.0030 U			0.0037 U	0.0039 U			0.0038 U	0.0031 U	0.0021 U	0.0025 U	0.0022 U	0.0020 U	0.0024 U	0.0027 U			0.0036 U	0.0030 U	0.0025 U
Methyl-tert-butyl ether	0.09	4,400	24,000	mg/kg	0.0026 U			0.0032 U	0.0034 U			0.0033 U	0.0027 U	0.0016 U	0.0019 U	0.0017 U	0.0016 U	0.0019 U	0.0021 U			0.0028 U	0.0023 U	0.0020 U
Methylene Chloride	0.02	17	26	mg/kg	0.0026 U			0.0032 U	0.0034 U			0.0033 U	0.0027 U	0.0033 U	0.0039 U	0.0035 U	0.0032 U	0.0037 U	0.0042 U			0.0057 U	0.0047 U	0.0040 U
Styrene	3.6	3,600	23,000	mg/kg	0.0026 U			0.0032 U	0.0034 U			0.0033 U	0.0027 U	0.0020 U	0.0023 U	0.0021 U	0.0019 U	0.0022 U	0.0025 U			0.0034 U	0.0028 U	0.0024 U
Tetrachloroethene	0.03	8.8	18	mg/kg	0.0026 U			0.0032 U	0.0034 U			0.0033 U	0.0027 U	0.0018 U	0.0022 U	0.0020 U	0.0018 U	0.0021 U	0.0024 U			0.0032 U	0.0027 U	0.0023 U
Toluene	0.5	7,500	60,000	mg/kg	0.0028 U			0.0034 U	0.0037 U			0.0036 U	0.0029 U	0.0020 U	0.0023 U	0.0021 U	0.0019 U	0.0022 U	0.0025 U			0.0034 U	0.0028 U	0.0024 U
Trichloroethene	0.03	6.4	9.3	mg/kg	0.0029 U			0.0036 U	0.0038 U			0.0037 U	0.0030 U	0.0023 U	0.0027 U	0.0024 U	0.0022 U	0.0026 U	0.0029 U			0.0040 U	0.0033 U	0.0028 U
Trichlorofluoromethane		270	1,500	mg/kg	0.0028 U			0.0035 U	0.0037 U			0.0036 U	0.0029 U	0.0024 U	0.0028 U	0.0026 U	0.0023 U	0.0027 U	0.0031 U			0.0042 U	0.0034 U	0.0029 U
Vinyl acetate	0.4	320	1,700	mg/kg	0.0026 U			0.0032 U	0.0034 U			0.0033 U	0.0027 U	0.0095 U	0.011 U	0.010 U	0.0092 U	0.011 U	0.012 U			0.017 U	0.014 U	0.012 U
Vinyl chloride	0.007	0.2	0.8	mg/kg	0.0028 U			0.0034 U	0.0036 U			0.0035 U	0.0029 U	0.0020 U	0.0023 U	0.0021 U	0.0019 U	0.0022 U	0.0025 U			0.0034 U	0.0028 U	0.0024 U
Xylene (Total)	0.2	130	700	mg/kg	0.0053 U			0.0065 U	0.0070 U			0.0068 U	0.0055 U	0.0039 U	0.0047 U	0.0042 U	0.0038 U	0.0045 U	0.0050 U			0.0068 U	0.0056 U	0.0048 U
cis-1,2-Dichloroethene		33	180	mg/kg	0.0026 U			0.0032 U	0.0034 U			0.0033 U	0.0027 U	0.0015 U	0.0018 U	0.0016 U	0.0015 U	0.0017 U	0.0020 U			0.0026 U	0.0022 U	0.0019 U
cis-1,3-Dichloropropene				mg/kg	0.0026 U			0.0032 U	0.0034 U			0.0033 U	0.0027 U	0.0020 U	0.0023 U	0.0021 U	0.0019 U	0.0022 U	0.0025 U			0.0034 U	0.0028 U	0.0024 U
m&p-Xylene				mg/kg	0.0053 U			0.0065 U	0.0070 U			0.0068 U	0.0055 U	0.0039 U	0.0047 U	0.0042 U	0.0038 U	0.0045 U	0.0050 U			0.0068 U	0.0056 U	0.0048 U
n-Butylbenzene				mg/kg	0.0031 U			0.0038 U	0.0041 U			0.0040 U	0.0032 U	0.0020 U	0.0023 U	0.0021 U	0.0019 U	0.0022 U	0.0025 U			0.0034 U	0.0028 U	0.0024 U
n-Propylbenzene				mg/kg	0.0027 U			0.0034 U	0.0036 U			0.0035 U	0.0028 U	0.0018 U	0.0022 U	0.0020 U	0.0018 U	0.0021 U	0.0024 U			0.0032 U	0.0027 U	0.0023 U
o-Xylene				mg/kg	0.0027 U			0.0033 U	0.0035 U			0.0034 U	0.0028 U	0.0021 U	0.0025 U	0.0022 U	0.0020 U	0.0024 U	0.0027 U			0.0036 U	0.0030 U	0.0025 U
p-Isopropyltoluene		960	5,600	mg/kg	0.0031 U			0.0038 U	0.0041 U			0.0040 U	0.0032 U	0.0018 U	0.0022 U	0.0020 U	0.0018 U	0.0021 U	0.0024 U			0.0032 U	0.0027 U	0.0023 U
sec-Butylbenzene				mg/kg	0.0030 U			0.0037 U	0.0039 U			0.0038 U	0.0031 U	0.0017 U	0.0021 U	0.0019 U	0.0017 U	0.0020 U	0.0022 U			0.0030 U	0.0025 U	0.0021 U
tert-Butylbenzene				mg/kg	0.0030 U			0.0037 U	0.0039 U			0.0038 U	0.0031 U	0.0022 U	0.0026 U	0.0023 U	0.0021 U	0.0025 U	0.0028 U			0.0038 U	0.0031 U	0.0027 U
trans-1,2-Dichloroethene	0.7	53	290	mg/kg	0.0032 U			0.0039 U	0.0041 U			0.0040 U	0.0033 U	0.0021 U	0.0025 U	0.0022 U	0.0020 U	0.0024 U	0.0027 U			0.0036 U	0.0030 U	0.0025 U
trans-1,3-Dichloropropene				mg/kg	0.0026 U			0.0032 U	0.0034 U			0.0033 U	0.0027 U	0.0016 U	0.0019 U	0.0017 U	0.0016 U	0.0019 U	0.0021 U			0.0028 U	0.0023 U	0.0020 U

Notes:
- "U" flag indicates concentration was below the method detection limit (MDL).
- "I" flag indicates concentration was between the MDL and practical quantitation limit (PQL).
- "L" - Off-scale high. Actual value is known to be greater than value given.
-"J(M1) flag is an estimated value. Matrix spike recovery exceeded QC limits.
  Batch accepted based on laboratory control sample recovery
- "D3" flag - sample was diluted due to the presence of high levels of non-target analytes or other matrix interference.
-"N2" flag indicates that the lab does not hold NELAC/TNI accreditation for this parameter
-"J(R1)" - Estimated value. RPD value was outside control limits.

Table 4: Soil Analytical Summary - Cadmium, Chromium, Copper, Lead, TCLP Lead and VOCs
Facility Name: Ludlam Trail, Miami, FL

Sample Location	Table II, Ch. 62-777 FAC Soil Cleanup Target Levels				SB-21-2 (0.5-2)	SB-21-3 (0-0.5)	SB-21-3 (0.5-2)	SB-21-4 (0-0.5)	SB-21-4 (0.5-2)	SB-21-5 (0-0.5)	SB-21-5 (0.5-2)	SB-22 (0-0.5)	SB-22 (0.5-2)	SB-23 (0-0.5)	SB-23 (0.5-2)	SB-24 (0-0.5)	SB-24 (0.5-2)	SB-25 (0-0.5)	SB-25 (0.5-2)	SB-25 (2-4)	SB-25 (4-6)	SB-25 (6-8)	SB-25 (8-10)	SB-26 (0-0.5)
	Leachability Based on Groundwater Criteria	Direct Exposure Residential	Direct Exposure Commercial / Industrial	Units	8/31/17	9/1/17	9/1/17	8/31/17	8/31/17	8/31/17	8/31/17	8/30/17	8/30/17	8/31/17	8/31/17	8/30/17	8/30/17	8/31/17	8/31/17	8/31/17	8/31/17	8/31/17	8/31/17	8/30/17
EPA 6010																								
Cadmium	7.5	82	1,700	mg/kg	0.030 U	0.056 I	0.035 U	1.0	0.026 U	0.28	0.23	0.12	0.049 I	0.46	0.14 U	0.39	0.028 U	0.67	0.030 U	0.032 U	0.11	0.080	0.17	0.50
Chromium	38	210	470	mg/kg	4.5	10.1	4.5	8.7	3.0	4.4	6.4	3.9	4.0	8.5	3.1	7.2	2.9	9.7	3.3	3.8	8.5	15.8	10.8	10.1
Copper		150	89,000	mg/kg	3.2	7.6	2.9	54.0	0.46	8.6	5.8	55.5	0.70	15.9	0.79 I	13.6	0.64	32.4	1.4	0.34	4.4	0.48	7.6	47.6
Lead		400	1,400	mg/kg	18.5	27.0	14.7	283	0.74	30.8	17.0 J(M1) J(R1)	10.4	0.93	31.8	1.4 U	22.4	0.77	39.5	1.5	0.92	6.1	2.6	8.4	28.4
Lead TCLP				mg/L				0.13																
EPA 8260																								
1,1,1,2-Tetrachloroethane		2.9	4.3	mg/kg	0.0021 U	0.0023 U	0.0020 U	0.0022 U	0.0025 U	0.0024 U	0.0024 U			0.0019 U	0.0019 U			0.0026 U	0.0018 U	0.0022 U	0.0018 U	0.00091 U	0.0020 U	
1,1,1-Trichloroethane	1.9	730	3,900	mg/kg	0.0018 U	0.0020 U	0.0017 U	0.0019 U	0.0021 U	0.0021 U	0.0021 U			0.0016 U	0.0016 U			0.0023 U	0.0016 U	0.0019 U	0.0016 U	0.00078 U	0.0018 U	
1,1,2,2-Tetrachloroethane	0.001	0.7	1.2	mg/kg	0.0019 U	0.0021 U	0.0018 U	0.0020 U	0.0022 U	0.0022 U	0.0022 U			0.0017 U	0.0017 U			0.0024 U	0.0017 U	0.0020 U	0.0017 U	0.00082 U	0.0019 U	
1,1,2-Trichloroethane	0.03	1.4	2	mg/kg	0.0021 U	0.0023 U	0.0020 U	0.0022 U	0.0025 U	0.0024 U	0.0024 U			0.0019 U	0.0019 U			0.0026 U	0.0018 U	0.0022 U	0.0018 U	0.00091 U	0.0020 U	
1,1-Dichloroethane		390	2,100	mg/kg	0.0015 U	0.0017 U	0.0014 U	0.0015 U	0.0018 U	0.0017 U	0.0017 U			0.0014 U	0.0014 U			0.0019 U	0.0013 U	0.0016 U	0.0013 U	0.00065 U	0.0015 U	
1,1-Dichloroethene	0.06	95	510	mg/kg	0.0018 U	0.0020 U	0.0017 U	0.0019 U	0.0021 U	0.0021 U	0.0021 U			0.0016 U	0.0016 U			0.0023 U	0.0016 U	0.0019 U	0.0016 U	0.00078 U	0.0018 U	
1,1-Dichloropropene				mg/kg	0.0015 U	0.0017 U	0.0014 U	0.0015 U	0.0018 U	0.0017 U	0.0017 U			0.0014 U	0.0014 U			0.0019 U	0.0013 U	0.0016 U	0.0013 U	0.00065 U	0.0015 U	
1,2,3-Trichlorobenzene	4.6	650	8,200	mg/kg	0.0022 U	0.0024 U	0.0021 U	0.0023 U	0.0026 U	0.0026 U	0.0026 U			0.0020 U	0.0020 U			0.0028 U	0.0019 U	0.0023 U	0.0019 U	0.00095 U	0.0021 U	
1,2,3-Trichloropropane	0.0001	0.06	0.1	mg/kg	0.0016 U	0.0018 U	0.0015 U	0.0016 U	0.0019 U	0.0019 U	0.0019 U			0.0015 U	0.0015 U			0.0020 U	0.0014 U	0.0017 U	0.0014 U	0.00069 U	0.0016 U	
1,2,3-Trimethylbenzene		18	96	mg/kg	0.0017 U	0.0019 U	0.0016 U	0.0018 U	0.0020 U	0.0020 U	0.0020 U			0.0016 U	0.0015 U			0.0021 U	0.0015 U	0.0018 U	0.0015 U	0.00073 U	0.0017 U	
1,2,4-Trichlorobenzene	5.3	660	8,500	mg/kg	0.0016 U	0.0018 U	0.0015 U	0.0016 U	0.0019 U	0.0019 U	0.0019 U			0.0015 U	0.0015 U			0.0020 U	0.0014 U	0.0017 U	0.0014 U	0.00069 U	0.0016 U	
1,2,4-Trimethylbenzene	0.3	18	95	mg/kg	0.0020 U	0.0022 U	0.0019 U	0.0021 U	0.0023 U	0.0023 U	0.0023 U			0.0018 U	0.0018 U			0.0025 U	0.0018 U	0.0021 U	0.0018 U	0.00086 U	0.0020 U	
1,2-Dichlorobenzene	17	880	5,000	mg/kg	0.0019 U	0.0021 U	0.0018 U	0.0020 U	0.0022 U	0.0022 U	0.0022 U			0.0017 U	0.0017 U			0.0024 U	0.0017 U	0.0020 U	0.0017 U	0.00082 U	0.0019 U	
1,2-Dichloroethane	0.01	0.5	0.7	mg/kg	0.0022 U	0.0024 U	0.0021 U	0.0023 U	0.0026 U	0.0026 U	0.0026 U			0.0020 U	0.0020 U			0.0028 U	0.0019 U	0.0023 U	0.0019 U	0.00095 U	0.0021 U	
1,2-Dichloropropane	0.03	0.6	0.9	mg/kg	0.0017 U	0.0019 U	0.0016 U	0.0018 U	0.0020 U	0.0020 U	0.0020 U			0.0016 U	0.0015 U			0.0021 U	0.0015 U	0.0018 U	0.0015 U	0.00073 U	0.0017 U	
1,3,5-Trimethylbenzene	0.3	15	80	mg/kg	0.0018 U	0.0020 U	0.0017 U	0.0019 U	0.0021 U	0.0021 U	0.0021 U			0.0016 U	0.0016 U			0.0023 U	0.0016 U	0.0019 U	0.0016 U	0.00078 U	0.0018 U	
1,3-Dichlorobenzene	7	380	2,200	mg/kg	0.0020 U	0.0022 U	0.0019 U	0.0021 U	0.0023 U	0.0023 U	0.0023 U			0.0018 U	0.0018 U			0.0025 U	0.0018 U	0.0021 U	0.0018 U	0.00086 U	0.0020 U	
1,3-Dichloropropane				mg/kg	0.0019 U	0.0021 U	0.0018 U	0.0020 U	0.0022 U	0.0022 U	0.0022 U			0.0017 U	0.0017 U			0.0024 U	0.0017 U	0.0020 U	0.0017 U	0.00082 U	0.0019 U	
1,4-Dichlorobenzene	2.2	6.4	9.9	mg/kg	0.0017 U	0.0019 U	0.0016 U	0.0018 U	0.0020 U	0.0020 U	0.0020 U			0.0016 U	0.0015 U			0.0021 U	0.0015 U	0.0018 U	0.0015 U	0.00073 U	0.0017 U	
2,2-Dichloropropane				mg/kg	0.0017 U	0.0019 U	0.0016 U	0.0018 U	0.0020 U	0.0020 U	0.0020 U			0.0016 U	0.0015 U			0.0021 U	0.0015 U	0.0018 U	0.0015 U	0.00073 U	0.0017 U	
2-Butanone (MEK)	17	16,000	110,000	mg/kg	0.0029 U	0.0032 U	0.0027 U	0.0030 U	0.0034 U	0.0034 U	0.0034 U			0.0027 U	0.0026 U			0.0036 U	0.0025 U	0.0031 U	0.0026 U	0.0013 U	0.0028 U	
2-Chlorotoluene	2.8	200	1,200	mg/kg	0.0017 U	0.0019 U	0.0016 U	0.0018 U	0.0020 U	0.0020 U	0.0020 U			0.0016 U	0.0015 U			0.0021 U	0.0015 U	0.0018 U	0.0015 U	0.00073 U	0.0017 U	
2-Hexanone		24	130	mg/kg	0.0038 U	0.0043 U	0.0036 U	0.0040 U	0.0046 U	0.0045 U	0.0045 U			0.0036 U	0.0035 U			0.0049 U	0.0034 U	0.0041 U	0.0034 U	0.0017 U	0.0038 U	
4-Chlorotoluene		170	990	mg/kg	0.0018 U	0.0020 U	0.0017 U	0.0019 U	0.0021 U	0.0021 U	0.0021 U			0.0016 U	0.0016 U			0.0023 U	0.0016 U	0.0019 U	0.0016 U	0.00078 U	0.0018 U	
4-Methyl-2-pentanone (MIBK)	2.6	4,300	44,000	mg/kg	0.0036 U	0.0041 U	0.0035 U	0.0038 U	0.0043 U	0.0043 U	0.0043 U			0.0034 U	0.0034 U			0.0046 U	0.0032 U	0.0039 U	0.0033 U	0.0016 U	0.0036 U	
Acetone	25	11,000	68,000	mg/kg	0.0098 U	0.011 U	0.0094 I	0.11 J(M1)	0.18	0.19	0.055 I			0.066 I	0.036 I			0.042 I	0.029 I	0.026 I	0.014 I	0.0063 I	0.037 I	
Acetonitrile				mg/kg	0.026 U	0.029 U	0.024 U	0.027 U	0.030 U	0.030 U	0.030 U			0.024 U	0.024 U			0.033 U	0.023 U	0.028 U	0.023 U	0.011 U	0.025 U	
Benzene	0.007	1.2	1.7	mg/kg	0.0016 U	0.0018 U	0.0015 U	0.0016 U	0.0019 U	0.0019 U	0.0019 U			0.0015 U	0.0015 U			0.0020 U	0.0014 U	0.0017 U	0.0014 U	0.00069 U	0.0016 U	
Bromobenzene				mg/kg	0.0020 U	0.0022 U	0.0019 U	0.0021 U	0.0023 U	0.0023 U	0.0023 U			0.0018 U	0.0018 U			0.0025 U	0.0018 U	0.0021 U	0.0018 U	0.00086 U	0.0020 U	
Bromochloromethane		95	530	mg/kg	0.0017 U	0.0019 U	0.0016 U	0.0018 U	0.0020 U	0.0020 U	0.0020 U			0.0016 U	0.0015 U			0.0021 U	0.0015 U	0.0018 U	0.0015 U	0.00073 U	0.0017 U	
Bromodichloromethane	0.004	1.5	2.2	mg/kg	0.0019 U	0.0021 U	0.0018 U	0.0020 U	0.0022 U	0.0022 U	0.0022 U			0.0017 U	0.0017 U			0.0024 U	0.0017 U	0.0020 U	0.0017 U	0.00082 U	0.0019 U	
Bromoform	0.03	48	93	mg/kg	0.0023 U	0.0025 U	0.0022 U	0.0024 U	0.0027 U	0.0027 U	0.0027 U			0.0021 U	0.0021 U			0.0029 U	0.0020 U	0.0024 U	0.0020 U	0.00099 U	0.0022 U	
Bromomethane	0.05	3.1	16	mg/kg	0.0025 U	0.0028 U	0.0023 U	0.0026 U	0.0029 U	0.0029 U	0.0029 U			0.0023 U	0.0023 U			0.0031 U	0.0022 U	0.0026 U	0.0022 U	0.0011 U	0.0024 U	
Carbon disulfide	5.6	270	1,500	mg/kg	0.0029 U	0.0033 U	0.0028 U	0.0031 U	0.0035 U	0.0035 U	0.0035 U			0.0027 U	0.0027 U			0.0038 U	0.0026 U	0.0032 U	0.0026 U	0.0013 U	0.0029 U	
Carbon tetrachloride	0.04	0.5	0.7	mg/kg	0.0026 U	0.0029 U	0.0024 U	0.0027 U	0.0030 U	0.0030 U	0.0030 U			0.0024 U	0.0024 U			0.0033 U	0.0023 U	0.0028 U	0.0023 U	0.0011 U	0.0025 U	
Chlorobenzene	1.3	120	650	mg/kg	0.0019 U	0.0021 U	0.0018 U	0.0020 U	0.0022 U	0.0022 U	0.0022 U			0.0017 U	0.0017 U			0.0024 U	0.0017 U	0.0020 U	0.0017 U	0.00082 U	0.0019 U	
Chloroethane		3.9	5.4	mg/kg	0.0024 U	0.0027 U	0.0022 U	0.0025 U	0.0028 U	0.0028 U	0.0028 U			0.0022 U	0.0022 U			0.0030 U	0.0021 U	0.0025 U	0.0021 U	0.0010 U	0.0023 U	
Chloroform	0.4	0.4	0.6	mg/kg	0.0016 U	0.0018 U	0.0015 U	0.0016 U	0.0019 U	0.0019 U	0.0019 U			0.0015 U	0.0015 U			0.0020 U	0.0014 U	0.0017 U	0.0014 U	0.00069 U	0.0016 U	
Chloromethane	0.02	4	5.7	mg/kg	0.0024 U	0.0027 U	0.0022 U	0.0025 U	0.0028 U	0.0028 U	0.0028 U			0.0022 U	0.0022 U			0.0030 U	0.0021 U	0.0025 U	0.0021 U	0.0010 U	0.0023 U	
Dibromochloromethane	0.003	1.5	2.3	mg/kg	0.0018 U	0.0020 U	0.0017 U	0.0019 U	0.0021 U	0.0021 U	0.0021 U			0.0016 U	0.0016 U			0.0023 U	0.0016 U	0.0019 U	0.0016 U	0.00078 U	0.0018 U	
Dibromomethane		96	550	mg/kg	0.0025 U	0.0028 U	0.0023 U	0.0026 U	0.0029 U	0.0029 U	0.0029 U			0.0023 U	0.0023 U			0.0031 U	0.0022 U	0.0026 U	0.0022 U	0.0011 U	0.0024 U	
Dichlorodifluoromethane		77	410	mg/kg	0.0035 U	0.0040 U	0.0034 U	0.0037 U	0.0042 U	0.0042 U	0.0042 U			0.0033 U	0.0033 U			0.0045 U	0.0032 U	0.0038 U	0.0032 U	0.0016 U	0.0035 U	
Ethylbenzene	0.6	1,500	9,200	mg/kg	0.0018 U	0.0020 U	0.0017 U	0.0019 U	0.0021 U	0.0021 U	0.0021 U			0.0016 U	0.0016 U			0.0023 U	0.0016 U	0.0019 U	0.0016 U	0.00078 U	0.0018 U	
Iodomethane				mg/kg	0.0097 U	0.011 U	0.0093 U	0.010 U	0.012 U	0.011 U	0.012 U			0.0091 U	0.0090 U			0.012 U	0.0087 U	0.010 U	0.0087 U	0.0043 U	0.0097 U	
Isopropylbenzene (Cumene)	0.2	220	1,200	mg/kg	0.0019 U	0.0021 U	0.0018 U	0.0020 U	0.0022 U	0.0022 U	0.0022 U			0.0017 U	0.0017 U			0.0024 U	0.0017 U	0.0020 U	0.0017 U	0.00082 U	0.0019 U	
Methyl-tert-butyl ether	0.09	4,400	24,000	mg/kg	0.0015 U	0.0017 U	0.0014 U	0.0015 U	0.0018 U	0.0017 U	0.0017 U			0.0014 U	0.0014 U			0.0019 U	0.0013 U	0.0016 U	0.0013 U	0.00065 U	0.0015 U	
Methylene Chloride	0.02	17	26	mg/kg	0.0029 U	0.0033 U	0.0028 U	0.0031 U	0.0035 U	0.0035 U	0.0035 U			0.0027 U	0.0027 U			0.0038 U	0.0039 I	0.0032 U	0.0026 U	0.0013 U	0.0029 U	
Styrene	3.6	3,600	23,000	mg/kg	0.0018 U	0.0020 U	0.0017 U	0.0019 U	0.0021 U	0.0021 U	0.0021 U			0.0016 U	0.0016 U			0.0023 U	0.0016 U	0.0019 U	0.0016 U	0.00078 U	0.0018 U	
Tetrachloroethene	0.03	8.8	18	mg/kg	0.0017 U	0.0019 U	0.0016 U	0.0018 U	0.0020 U	0.0020 U	0.0020 U			0.0016 U	0.0015 U			0.0021 U	0.0015 U	0.0018 U	0.0015 U	0.00073 U	0.0017 U	
Toluene	0.5	7,500	60,000	mg/kg	0.0018 U	0.0020 U	0.0017 U	0.0019 U	0.0021 U	0.0021 U	0.0021 U			0.0016 U	0.0016 U			0.0023 U	0.0016 U	0.0019 U	0.0016 U	0.00078 U	0.0018 U	
Trichloroethene	0.03	6.4	9.3	mg/kg	0.0021 U	0.0023 U	0.0020 U	0.0022 U	0.0025 U	0.0024 U	0.0024 U			0.0019 U	0.0019 U			0.0026 U	0.0018 U	0.0022 U	0.0018 U	0.00091 U	0.0020 U	
Trichlorofluoromethane		270	1,500	mg/kg	0.0022 U	0.0024 U	0.0021 U	0.0023 U	0.0026 U	0.0026 U	0.0026 U			0.0020 U	0.0020 U			0.0028 U	0.0019 U	0.0023 U	0.0019 U	0.00095 U	0.0021 U	
Vinyl acetate	0.4	320	1,700	mg/kg	0.0086 U	0.0097 U	0.0082 U	0.0091 U J(M1)	0.010 U	0.010 U	0.010 U			0.0081 U	0.0080 U			0.011 U	0.0077 U	0.0093 U	0.0077 U	0.0038 U	0.0086 U	
Vinyl chloride	0.007	0.2	0.8	mg/kg	0.0018 U	0.0020 U	0.0017 U	0.0019 U	0.0021 U	0.0021 U	0.0021 U			0.0016 U	0.0016 U			0.0023 U	0.0016 U	0.0019 U	0.0016 U	0.00078 U	0.0018 U	
Xylene (Total)	0.2	130	700	mg/kg	0.0035 U	0.0040 U	0.0034 U	0.0037 U	0.0042 U	0.0042 U	0.0042 U			0.0033 U	0.0033 U			0.0045 U	0.0032 U	0.0038 U	0.0032 U	0.0016 U	0.0035 U	
cis-1,2-Dichloroethene		33	180	mg/kg	0.0014 U	0.0015 U	0.0013 U	0.0014 U	0.0016 U	0.0016 U	0.0016 U			0.0013 U	0.0013 U			0.0018 U	0.0012 U	0.0015 U	0.0012 U	0.00060 U	0.0014 U	
cis-1,3-Dichloropropene				mg/kg	0.0018 U	0.0020 U	0.0017 U	0.0019 U	0.0021 U	0.0021 U	0.0021 U			0.0016 U	0.0016 U			0.0023 U	0.0016 U	0.0019 U	0.0016 U	0.00078 U	0.0018 U	
m&p-Xylene				mg/kg	0.0035 U	0.0040 U	0.0034 U	0.0037 U	0.0042 U	0.0042 U	0.0042 U			0.0033 U	0.0033 U			0.0045 U	0.0032 U	0.0038 U	0.0032 U	0.0016 U	0.0035 U	
n-Butylbenzene				mg/kg	0.0018 U	0.0020 U	0.0017 U	0.0019 U	0.0021 U	0.0021 U	0.0021 U			0.0016 U	0.0016 U			0.0023 U	0.0016 U	0.0019 U	0.0016 U	0.00078 U	0.0018 U	
n-Propylbenzene				mg/kg	0.0017 U	0.0019 U	0.0016 U	0.0018 U	0.0020 U	0.0020 U	0.0020 U			0.0016 U	0.0015 U			0.0021 U	0.0015 U	0.0018 U	0.0015 U	0.00073 U	0.0017 U	
o-Xylene				mg/kg	0.0019 U	0.0021 U	0.0018 U	0.0020 U	0.0022 U	0.0022 U	0.0022 U			0.0017 U	0.0017 U			0.0024 U	0.0017 U	0.0020 U	0.0017 U	0.00082 U	0.0019 U	
p-Isopropyltoluene		960	5,600	mg/kg	0.0017 U	0.0019 U	0.0016 U	0.0018 U	0.0020 U	0.0020 U	0.0020 U			0.0016 U	0.0015 U			0.0021 U	0.0015 U	0.0018 U	0.0015 U	0.00073 U	0.0017 U	
sec-Butylbenzene				mg/kg	0.0016 U	0.0018 U	0.0015 U	0.0016 U	0.0019 U	0.0019 U	0.0019 U			0.0015 U	0.0015 U			0.0020 U	0.0014 U	0.0017 U	0.0014 U	0.00069 U	0.0016 U	
tert-Butylbenzene				mg/kg	0.0020 U	0.0022 U	0.0019 U	0.0021 U	0.0023 U	0.0023 U	0.0023 U			0.0018 U	0.0018 U			0.0025 U	0.0018 U	0.0021 U	0.0018 U	0.00086 U	0.0020 U	
trans-1,2-Dichloroethene	0.7	53	290	mg/kg	0.0019 U	0.0021 U	0.0018 U	0.0020 U	0.0022 U	0.0022 U	0.0022 U			0.0017 U	0.0017 U			0.0024 U	0.0017 U	0.0020 U	0.0017 U	0.00082 U	0.0019 U	
trans-1,3-Dichloropropene				mg/kg	0.0015 U	0.0017 U	0.0014 U	0.0015 U	0.0018 U	0.0017 U	0.0017 U			0.0014 U	0.0014 U			0.0019 U	0.0013 U	0.0016 U	0.0013 U	0.00065 U	0.0015 U	

Notes:
- "U" flag indicates concentration was below the method detection limit (MDL).
- "I" flag indicates concentration was between the MDL and practical quantitation limit (PQL).
- "L" - Off-scale high. Actual value is known to be greater than value given.
-"J(M1) flag is an estimated value. Matrix spike recovery exceeded QC limits.
  Batch accepted based on laboratory control sample recovery
- "D3" flag - sample was diluted due to the presence of high levels of non-target analytes or other matrix interference.
-"N2" flag indicates that the lab does not hold NELAC/TNI accreditation for this parameter
-"J(R1)" - Estimated value. RPD value was outside control limits.

Table 4: Soil Analytical Summary - Cadmium, Chromium, Copper, Lead, TCLP Lead and VOCs
Facility Name: Ludlam Trail, Miami, FL

Sample Location	Table II, Ch. 62-777 FAC Soil Cleanup Target Levels				SB-26 (0.5-2)	SB-27 (0-0.5)	SB-27 (0.5-2)	SB-28 (0-0.5)	SB-28 (0.5-2)	SB-29 (0-0.5)	SB-29 (0.5-2)	SB-30 (0-0.5)	SB-30 (0.5-2)	SB-31 (0-0.5)	SB-31 (0.5-2)	SB-31 E25 (0-0.5)	SB-31 E25 (0.5-2)	SB-31 E50 (0-0.5)	SB-31 E50 (0.5-2)	SB-31 W25 (0-0.5)	SB-31 W25 (0.5-2)	SB-31 W50 (0-0.5)
	Leachability Based on Groundwater Criteria	Direct Exposure Residential	Direct Exposure Commercial / Industrial	Units	8/30/17	8/31/17	8/31/17	8/30/17	8/30/17	8/31/17	8/31/17	8/30/17	8/30/17	8/31/17	8/31/17	8/31/17	8/31/17	8/31/17	8/31/17	8/31/17	8/31/17	8/31/17
EPA 6010																						
Cadmium	7.5	82	1,700	mg/kg	0.085	0.60	0.072	0.27	0.025 U	0.33	0.052 I	0.085	0.050 I	0.066	0.054 I	0.19	0.21	0.47	0.081	0.26	0.034 U	0.075
Chromium	38	210	470	mg/kg	8.9 J(M1), J(R1)	11.6	13.1	8.0	7.0	8.1	8.6	6.2	9.4	6.3	6.0	9.5	24.8	36.1	9.7	11.4	3.2	11.3
Copper		150	89,000	mg/kg	6.0	16.8	1.7	11.6	2.2	8.8	3.2	2.1	1.8	2.2	3.4	6.3	1.7	10.3	1.4	6.7	0.39	4.7
Lead		400	1,400	mg/kg	5.7	25.8	3.3	14.2	2.7	10.5	3.8	38.0	14.5	2.6	4.2	51.4	3.0	36.6	4.2	19.6	0.74	6.4
Lead TCLP				mg/L																		
EPA 8260																						
1,1,1,2-Tetrachloroethane		2.9	4.3	mg/kg		0.0044 U	0.0022 U	0.0022 U	0.0027 U	0.0024 U	0.0021 U			0.0029 U	0.0025 U	0.0029 U	0.0023 U	0.0031 U	0.0026 U	0.0037 U	0.0023 U	0.0029 U
1,1,1-Trichloroethane	1.9	730	3,900	mg/kg		0.0038 U	0.0019 U	0.0019 U	0.0023 U	0.0020 U	0.0018 U			0.0025 U	0.0021 U	0.0025 U	0.0019 U	0.0027 U	0.0022 U	0.0032 U	0.0020 U	0.0025 U
1,1,2,2-Tetrachloroethane	0.001	0.7	1.2	mg/kg		0.0040 U	0.0020 U	0.0020 U	0.0025 U	0.0021 U	0.0019 U			0.0026 U	0.0022 U	0.0027 U	0.0021 U	0.0028 U	0.0023 U	0.0033 U	0.0021 U	0.0027 U
1,1,2-Trichloroethane	0.03	1.4	2	mg/kg		0.0044 U	0.0022 U	0.0022 U	0.0027 U	0.0024 U	0.0021 U			0.0029 U	0.0025 U	0.0029 U	0.0023 U	0.0031 U	0.0026 U	0.0037 U	0.0023 U	0.0029 U
1,1-Dichloroethane		390	2,100	mg/kg		0.0031 U	0.0016 U	0.0016 U	0.0019 U	0.0017 U	0.0015 U			0.0021 U	0.0018 U	0.0021 U	0.0016 U	0.0022 U	0.0018 U	0.0026 U	0.0016 U	0.0021 U
1,1-Dichloroethene	0.06	95	510	mg/kg		0.0038 U	0.0019 U	0.0019 U	0.0023 U	0.0020 U	0.0018 U			0.0025 U	0.0021 U	0.0025 U	0.0019 U	0.0027 U	0.0022 U	0.0032 U	0.0020 U	0.0025 U
1,1-Dichloropropene				mg/kg		0.0031 U	0.0016 U	0.0016 U	0.0019 U	0.0017 U	0.0015 U			0.0021 U	0.0018 U	0.0021 U	0.0016 U	0.0022 U	0.0018 U	0.0026 U	0.0016 U	0.0021 U
1,2,3-Trichlorobenzene	4.6	650	8,200	mg/kg		0.0046 U	0.0023 U	0.0023 U	0.0028 U	0.0025 U	0.0022 U			0.0030 U	0.0026 U	0.0031 U	0.0024 U	0.0032 U	0.0027 U	0.0039 U	0.0024 U	0.0031 U
1,2,3-Trichloropropane	0.0001	0.06	0.1	mg/kg		0.0033 U	0.0017 U	0.0017 U	0.0021 U	0.0018 U	0.0016 U			0.0022 U	0.0019 U	0.0022 U	0.0017 U	0.0024 U	0.0020 U	0.0028 U	0.0018 U	0.0022 U
1,2,3-Trimethylbenzene		18	96	mg/kg		0.0036 U	0.0018 U	0.0018 U	0.0022 U	0.0019 U	0.0017 U			0.0023 U	0.0020 U	0.0024 U	0.0018 U	0.0025 U	0.0021 U	0.0030 U	0.0019 U	0.0024 U
1,2,4-Trichlorobenzene	5.3	660	8,500	mg/kg		0.0033 U	0.0017 U	0.0017 U	0.0021 U	0.0018 U	0.0016 U			0.0022 U	0.0019 U	0.0022 U	0.0017 U	0.0024 U	0.0020 U	0.0028 U	0.0018 U	0.0022 U
1,2,4-Trimethylbenzene	0.3	18	95	mg/kg		0.0042 U	0.0021 U	0.0021 U	0.0026 U	0.0022 U	0.0020 U			0.0027 U	0.0024 U	0.0028 U	0.0022 U	0.0030 U	0.0025 U	0.0035 U	0.0022 U	0.0028 U
1,2-Dichlorobenzene	17	880	5,000	mg/kg		0.0040 U	0.0020 U	0.0020 U	0.0025 U	0.0021 U	0.0019 U			0.0026 U	0.0022 U	0.0027 U	0.0021 U	0.0028 U	0.0023 U	0.0033 U	0.0021 U	0.0027 U
1,2-Dichloroethane	0.01	0.5	0.7	mg/kg		0.0046 U	0.0023 U	0.0023 U	0.0028 U	0.0025 U	0.0022 U			0.0030 U	0.0026 U	0.0031 U	0.0024 U	0.0032 U	0.0027 U	0.0039 U	0.0024 U	0.0031 U
1,2-Dichloropropane	0.03	0.6	0.9	mg/kg		0.0036 U	0.0018 U	0.0018 U	0.0022 U	0.0019 U	0.0017 U			0.0023 U	0.0020 U	0.0024 U	0.0018 U	0.0025 U	0.0021 U	0.0030 U	0.0019 U	0.0024 U
1,3,5-Trimethylbenzene	0.3	15	80	mg/kg		0.0038 U	0.0019 U	0.0019 U	0.0023 U	0.0020 U	0.0018 U			0.0025 U	0.0021 U	0.0025 U	0.0019 U	0.0027 U	0.0022 U	0.0032 U	0.0020 U	0.0025 U
1,3-Dichlorobenzene	7	380	2,200	mg/kg		0.0042 U	0.0021 U	0.0021 U	0.0026 U	0.0022 U	0.0020 U			0.0027 U	0.0024 U	0.0028 U	0.0022 U	0.0030 U	0.0025 U	0.0035 U	0.0022 U	0.0028 U
1,3-Dichloropropane				mg/kg		0.0040 U	0.0020 U	0.0020 U	0.0025 U	0.0021 U	0.0019 U			0.0026 U	0.0022 U	0.0027 U	0.0021 U	0.0028 U	0.0023 U	0.0033 U	0.0021 U	0.0027 U
1,4-Dichlorobenzene	2.2	6.4	9.9	mg/kg		0.0036 U	0.0018 U	0.0018 U	0.0022 U	0.0019 U	0.0017 U			0.0023 U	0.0020 U	0.0024 U	0.0018 U	0.0025 U	0.0021 U	0.0030 U	0.0019 U	0.0024 U
2,2-Dichloropropane				mg/kg		0.0036 U	0.0018 U	0.0018 U	0.0022 U	0.0019 U	0.0017 U			0.0023 U	0.0020 U	0.0024 U	0.0018 U	0.0025 U	0.0021 U	0.0030 U	0.0019 U	0.0024 U
2-Butanone (MEK)	17	16,000	110,000	mg/kg		0.0061 U	0.0031 U	0.0031 U	0.0038 U	0.0033 U	0.0029 U			0.0040 U	0.0034 U	0.0041 U	0.0031 U	0.0043 U	0.0036 U	0.0051 U	0.0032 U	0.0041 U
2-Chlorotoluene	2.8	200	1,200	mg/kg		0.0036 U	0.0018 U	0.0018 U	0.0022 U	0.0019 U	0.0017 U			0.0023 U	0.0020 U	0.0024 U	0.0018 U	0.0025 U	0.0021 U	0.0030 U	0.0019 U	0.0024 U
2-Hexanone		24	130	mg/kg		0.0082 U	0.0041 U	0.0041 U	0.0050 U	0.0044 U	0.0039 U			0.0054 U	0.0046 U	0.0055 U	0.0042 U	0.0058 U	0.0048 U	0.0069 U	0.0043 U	0.0055 U
4-Chlorotoluene		170	990	mg/kg		0.0038 U	0.0019 U	0.0019 U	0.0023 U	0.0020 U	0.0018 U			0.0025 U	0.0021 U	0.0025 U	0.0019 U	0.0027 U	0.0022 U	0.0032 U	0.0020 U	0.0025 U
4-Methyl-2-pentanone (MIBK)	2.6	4,300	44,000	mg/kg		0.0077 U	0.0039 U	0.0039 U	0.0048 U	0.0041 U	0.0037 U			0.0051 U	0.0044 U	0.0052 U	0.0040 U	0.0055 U	0.0046 U	0.0065 U	0.0041 U	0.0052 U
Acetone	25	11,000	68,000	mg/kg		0.11 I	0.074 I	0.11	0.088 I	0.067 I	0.010 U J(M1)			0.16	0.22 J(M1)	0.014 U	0.17	0.045 I	0.15	0.19	0.022 I	0.064 I
Acetonitrile				mg/kg		0.054 U	0.027 U	0.028 U	0.034 U	0.029 U	0.026 U			0.036 U	0.031 U	0.036 U	0.028 U	0.038 U	0.032 U	0.046 U	0.029 U	0.036 U
Benzene	0.007	1.2	1.7	mg/kg		0.0033 U	0.0017 U	0.0017 U	0.0021 U	0.0018 U	0.0016 U			0.0022 U	0.0019 U	0.0022 U	0.0017 U	0.0024 U	0.0020 U	0.0028 U	0.0018 U	0.0022 U
Bromobenzene				mg/kg		0.0042 U	0.0021 U	0.0021 U	0.0026 U	0.0022 U	0.0020 U			0.0027 U	0.0024 U	0.0028 U	0.0022 U	0.0030 U	0.0025 U	0.0035 U	0.0022 U	0.0028 U
Bromochloromethane		95	530	mg/kg		0.0036 U	0.0018 U	0.0018 U	0.0022 U	0.0019 U	0.0017 U			0.0023 U	0.0020 U	0.0024 U	0.0018 U	0.0025 U	0.0021 U	0.0030 U	0.0019 U	0.0024 U
Bromodichloromethane	0.004	1.5	2.2	mg/kg		0.0040 U	0.0020 U	0.0020 U	0.0025 U	0.0021 U	0.0019 U			0.0026 U	0.0022 U	0.0027 U	0.0021 U	0.0028 U	0.0023 U	0.0033 U	0.0021 U	0.0027 U
Bromoform	0.03	48	93	mg/kg		0.0048 U	0.0024 U	0.0024 U	0.0030 U	0.0026 U	0.0023 U			0.0032 U	0.0027 U	0.0032 U	0.0025 U	0.0034 U	0.0028 U	0.0041 U	0.0025 U	0.0032 U
Bromomethane	0.05	3.1	16	mg/kg		0.0052 U	0.0026 U	0.0027 U	0.0032 U	0.0028 U	0.0025 U			0.0034 U	0.0030 U	0.0035 U	0.0027 U	0.0037 U	0.0031 U	0.0044 U	0.0027 U	0.0035 U
Carbon disulfide	5.6	270	1,500	mg/kg		0.0063 U	0.0032 U	0.0032 U	0.0039 U	0.0034 U	0.0030 U			0.0041 U	0.0035 U	0.0042 U	0.0032 U	0.0044 U	0.0037 U	0.0053 U	0.0033 U	0.0042 U
Carbon tetrachloride	0.04	0.5	0.7	mg/kg		0.0054 U	0.0027 U	0.0028 U	0.0034 U	0.0029 U	0.0026 U			0.0036 U	0.0031 U	0.0036 U	0.0028 U	0.0038 U	0.0032 U	0.0046 U	0.0029 U	0.0036 U
Chlorobenzene	1.3	120	650	mg/kg		0.0040 U	0.0020 U	0.0020 U	0.0025 U	0.0021 U	0.0019 U			0.0026 U	0.0022 U	0.0027 U	0.0021 U	0.0028 U	0.0023 U	0.0033 U	0.0021 U	0.0027 U
Chloroethane		3.9	5.4	mg/kg		0.0050 U	0.0025 U	0.0025 U	0.0031 U	0.0027 U	0.0024 U			0.0033 U	0.0028 U	0.0034 U	0.0026 U	0.0035 U	0.0030 U	0.0042 U	0.0026 U	0.0034 U
Chloroform	0.4	0.4	0.6	mg/kg		0.0033 U	0.0017 U	0.0017 U	0.0091	0.0018 U	0.0016 U			0.0022 U	0.0019 U	0.0022 U	0.0017 U	0.0024 U	0.0020 U	0.0028 U	0.0018 U	0.0022 U
Chloromethane	0.02	4	5.7	mg/kg		0.0050 U	0.0025 U	0.0025 U	0.0031 U	0.0027 U	0.0024 U			0.0033 U	0.0028 U	0.0034 U	0.0026 U	0.0035 U	0.0030 U	0.0042 U	0.0026 U	0.0034 U
Dibromochloromethane	0.003	1.5	2.3	mg/kg		0.0038 U	0.0019 U	0.0019 U	0.0023 U	0.0020 U	0.0018 U			0.0025 U	0.0021 U	0.0025 U	0.0019 U	0.0027 U	0.0022 U	0.0032 U	0.0020 U	0.0025 U
Dibromomethane		96	550	mg/kg		0.0052 U	0.0026 U	0.0027 U	0.0032 U	0.0028 U	0.0025 U			0.0034 U	0.0030 U	0.0035 U	0.0027 U	0.0037 U	0.0031 U	0.0044 U	0.0027 U	0.0035 U
Dichlorodifluoromethane		77	410	mg/kg		0.0075 U	0.0038 U	0.0038 U	0.0047 U	0.0040 U	0.0036 U			0.0049 U	0.0043 U	0.0050 U	0.0039 U	0.0053 U	0.0044 U	0.0063 U	0.0040 U	0.0050 U
Ethylbenzene	0.6	1,500	9,200	mg/kg		0.0038 U	0.0019 U	0.0019 U	0.0023 U	0.0020 U	0.0018 U			0.0025 U	0.0021 U	0.0025 U	0.0019 U	0.0027 U	0.0022 U	0.0032 U	0.0020 U	0.0025 U
Iodomethane				mg/kg		0.021 U	0.010 U	0.011 U	0.013 U	0.011 U	0.010 U			0.014 U	0.012 U	0.014 U	0.011 U	0.015 U	0.012 U	0.017 U	0.011 U	0.014 U
Isopropylbenzene (Cumene)	0.2	220	1,200	mg/kg		0.0040 U	0.0020 U	0.0020 U	0.0025 U	0.0021 U	0.0019 U			0.0026 U	0.0022 U	0.0027 U	0.0021 U	0.0028 U	0.0023 U	0.0033 U	0.0021 U	0.0027 U
Methyl-tert-butyl ether	0.09	4,400	24,000	mg/kg		0.0031 U	0.0016 U	0.0016 U	0.0019 U	0.0017 U	0.0015 U			0.0021 U	0.0018 U	0.0021 U	0.0016 U	0.0022 U	0.0018 U	0.0026 U	0.0016 U	0.0021 U
Methylene Chloride	0.02	17	26	mg/kg		0.0063 U	0.0032 U	0.0032 U	0.0039 U	0.0034 U	0.0030 U			0.0041 U	0.0035 U	0.0042 U	0.0032 U	0.0044 U	0.0037 U	0.0053 U	0.0033 U	0.0042 U
Styrene	3.6	3,600	23,000	mg/kg		0.0038 U	0.0019 U	0.0019 U	0.0023 U	0.0020 U	0.0018 U			0.0025 U	0.0021 U	0.0025 U	0.0019 U	0.0027 U	0.0022 U	0.0032 U	0.0020 U	0.0025 U
Tetrachloroethene	0.03	8.8	18	mg/kg		0.0036 U	0.0018 U	0.0018 U	0.0022 U	0.0019 U	0.0017 U			0.0023 U	0.0020 U	0.0024 U	0.0018 U	0.0025 U	0.0021 U	0.0030 U	0.0019 U	0.0024 U
Toluene	0.5	7,500	60,000	mg/kg		0.0038 U	0.0019 U	0.0019 U	0.0023 U	0.0020 U	0.0018 U			0.0025 U	0.0021 U	0.0025 U	0.0019 U	0.0027 U	0.0022 U	0.0032 U	0.0020 U	0.0025 U
Trichloroethene	0.03	6.4	9.3	mg/kg		0.0044 U	0.0022 U	0.0022 U	0.0027 U	0.0024 U	0.0021 U			0.0029 U	0.0025 U	0.0029 U	0.0023 U	0.0031 U	0.0026 U	0.0037 U	0.0023 U	0.0029 U
Trichlorofluoromethane		270	1,500	mg/kg		0.0046 U	0.0023 U	0.0023 U	0.0028 U	0.0025 U	0.0022 U			0.0030 U	0.0026 U	0.0031 U	0.0024 U	0.0032 U	0.0027 U	0.0039 U	0.0024 U	0.0031 U
Vinyl acetate	0.4	320	1,700	mg/kg		0.018 U	0.0093 U	0.0093 U	0.011 U	0.0099 U	0.0088 U			0.012 U	0.010 U J(M1)	0.012 U	0.0095 U	0.013 U	0.011 U	0.015 U	0.0097 U	0.012 U
Vinyl chloride	0.007	0.2	0.8	mg/kg		0.0038 U	0.0019 U	0.0019 U	0.0023 U	0.0020 U	0.0018 U			0.0025 U	0.0021 U	0.0025 U	0.0019 U	0.0027 U	0.0022 U	0.0032 U	0.0020 U	0.0025 U
Xylene (Total)	0.2	130	700	mg/kg		0.0075 U	0.0038 U	0.0038 U	0.0047 U	0.0040 U	0.0036 U			0.0049 U	0.0043 U	0.0050 U	0.0039 U	0.0053 U	0.0044 U	0.0063 U	0.0040 U	0.0050 U
cis-1,2-Dichloroethene		33	180	mg/kg		0.0029 U	0.0015 U	0.0015 U	0.0018 U	0.0016 U	0.0014 U			0.0019 U	0.0017 U	0.0020 U	0.0015 U	0.0021 U	0.0017 U	0.0025 U	0.0015 U	0.0020 U
cis-1,3-Dichloropropene				mg/kg		0.0038 U	0.0019 U	0.0019 U	0.0023 U	0.0020 U	0.0018 U			0.0025 U	0.0021 U	0.0025 U	0.0019 U	0.0027 U	0.0022 U	0.0032 U	0.0020 U	0.0025 U
m&p-Xylene				mg/kg		0.0075 U	0.0038 U	0.0038 U	0.0047 U	0.0040 U	0.0036 U			0.0049 U	0.0043 U	0.0050 U	0.0039 U	0.0053 U	0.0044 U	0.0063 U	0.0040 U	0.0050 U
n-Butylbenzene				mg/kg		0.0038 U	0.0019 U	0.0019 U	0.0023 U	0.0020 U	0.0018 U			0.0025 U	0.0021 U	0.0025 U	0.0019 U	0.0027 U	0.0022 U	0.0032 U	0.0020 U	0.0025 U
n-Propylbenzene				mg/kg		0.0036 U	0.0018 U	0.0018 U	0.0022 U	0.0019 U	0.0017 U			0.0023 U	0.0020 U	0.0024 U	0.0018 U	0.0025 U	0.0021 U	0.0030 U	0.0019 U	0.0024 U
o-Xylene				mg/kg		0.0040 U	0.0020 U	0.0020 U	0.0025 U	0.0021 U	0.0019 U			0.0026 U	0.0022 U	0.0027 U	0.0021 U	0.0028 U	0.0023 U	0.0033 U	0.0021 U	0.0027 U
p-Isopropyltoluene		960	5,600	mg/kg		0.0036 U	0.0018 U	0.0018 U	0.0022 U	0.0019 U	0.0017 U			0.0023 U	0.0020 U	0.0024 U	0.0018 U	0.0025 U	0.0021 U	0.014	0.0019 U	0.18
sec-Butylbenzene				mg/kg		0.0033 U	0.0017 U	0.0017 U	0.0021 U	0.0018 U	0.0016 U			0.0022 U	0.0019 U	0.0022 U	0.0017 U	0.0024 U	0.0020 U	0.0028 U	0.0018 U	0.0022 U
tert-Butylbenzene				mg/kg		0.0042 U	0.0021 U	0.0021 U	0.0026 U	0.0022 U	0.0020 U			0.0027 U	0.0024 U	0.0028 U	0.0022 U	0.0030 U	0.0025 U	0.0035 U	0.0022 U	0.0028 U
trans-1,2-Dichloroethene	0.7	53	290	mg/kg		0.0040 U	0.0020 U	0.0020 U	0.0025 U	0.0021 U	0.0019 U			0.0026 U	0.0022 U	0.0027 U	0.0021 U	0.0028 U	0.0023 U	0.0033 U	0.0021 U	0.0027 U
trans-1,3-Dichloropropene				mg/kg		0.0031 U	0.0016 U	0.0016 U	0.0019 U	0.0017 U	0.0015 U			0.0021 U	0.0018 U	0.0021 U	0.0016 U	0.0022 U	0.0018 U	0.0026 U	0.0016 U	0.0021 U

Notes:
- "U" flag indicates concentration was below the method detection limit (MDL).
- "I" flag indicates concentration was between the MDL and practical quantitation limit (PQL).
- "L" - Off-scale high. Actual value is known to be greater than value given.
-"J(M1) flag is an estimated value. Matrix spike recovery exceeded QC limits.
  Batch accepted based on laboratory control sample recovery
- "D3" flag - sample was diluted due to the presence of high levels of non-target analytes or other matrix interference.
-"N2" flag indicates that the lab does not hold NELAC/TNI accreditation for this parameter
-"J(R1)" - Estimated value. RPD value was outside control limits.

Table 4: Soil Analytical Summary - Cadmium, Chromium, Copper, Lead, TCLP Lead and VOCs
Facility Name: Ludlam Trail, Miami, FL

Sample Location	Table II, Ch. 62-777 FAC Soil Cleanup Target Levels				SB-31 W50 (0.5-2)	SB-32 (0-0.5)	SB-32 (0.5-2)	SB-33-1 (0-0.5)	SB-33-1 (0.5-2)	SB-33-2 (0-0.5)	SB-33-2 (0.5-2)	SB-33-3 (0-0.5)	SB-33-3 (0.5-2)	SB-33-4 (0-0.5)	SB-33-5 (0-0.5)	SB-34 (0-0.5)	SB-34 (0.5-2)	SB-35 (0-0.5)	SB-35 (0.5-2)	SB-36 (0-0.5)	SB-36 (0.5-2)	SB-37 (0-0.5)	SB-37 (0.5-2)
	Leachability Based on Groundwater Criteria	Direct Exposure Residential	Direct Exposure Commercial / Industrial	Units	8/31/17	8/30/17	8/30/17	8/31/17	8/31/17	8/31/17	8/31/17	8/31/17	8/31/17	8/31/17	8/31/17	8/30/17	8/30/17	8/31/17	8/31/17	8/30/17	8/30/17	8/31/17	8/31/17
EPA 6010																							
Cadmium	7.5	82	1,700	mg/kg	0.072	0.16	0.033 U	0.28 U D3	0.071	0.26	0.31 U D3	0.23	0.25 U D3	0.35 U D3	0.35 U D3	0.039 I	0.14	0.14	0.23	0.032 U	0.043 I	0.28 U D3	0.19
Chromium	38	210	470	mg/kg	10.0	8.0	4.2	3.8 D3	13.5	7.4	4.2	10.7	5.5	3.1 I D3	2.0	8.8	5.9	8.5	11.9	5.3	6.3	7.0	9.9
Copper		150	89,000	mg/kg	2.0	9.1	3.8	1.4 U D3	1.3	11.9	4.8	5.1	2.0	2.7 I D3	0.51	1.3	9.4	4.3	17.8	1.3	1.4	4.7	5.3
Lead		400	1,400	mg/kg	4.5	5.7	3.5	2.8 U D3	3.1	28.9	4.8 I D3	5.0	2.5 U D3	3.5 U D3	3.5 U D3	1.0	8.5	3.4	9.1	0.64	2.0	2.8 U D3	7.8
Lead TCLP				mg/L																			
EPA 8260																							
1,1,1,2-Tetrachloroethane		2.9	4.3	mg/kg	0.0034 U			0.0024 U	0.0021 U	0.0033 U	0.0026 U	0.0020 U	0.0020 U	0.0029 U	0.0035 U			0.0020 U	0.0019 U			0.0023 U	0.0028 U
1,1,1-Trichloroethane	1.9	730	3,900	mg/kg	0.0029 U			0.0020 U	0.0018 U	0.0028 U	0.0022 U	0.0018 U	0.0017 U	0.0025 U	0.0030 U			0.0017 U	0.0016 U			0.0020 U	0.0024 U
1,1,2,2-Tetrachloroethane	0.001	0.7	1.2	mg/kg	0.0031 U			0.0022 U	0.0019 U	0.0029 U	0.0024 U	0.0018 U	0.0018 U	0.0027 U	0.0032 U			0.0018 U	0.0017 U			0.0021 U	0.0025 U
1,1,2-Trichloroethane	0.03	1.4	2	mg/kg	0.0034 U			0.0024 U	0.0021 U	0.0033 U	0.0026 U	0.0020 U	0.0020 U	0.0029 U	0.0035 U			0.0020 U	0.0019 U			0.0023 U	0.0028 U
1,1-Dichloroethane		390	2,100	mg/kg	0.0024 U			0.0017 U	0.0015 U	0.0023 U	0.0019 U	0.0015 U	0.0014 U	0.0021 U	0.0025 U			0.0014 U	0.0014 U			0.0016 U	0.0020 U
1,1-Dichloroethene	0.06	95	510	mg/kg	0.0029 U			0.0020 U	0.0018 U	0.0028 U	0.0022 U	0.0018 U	0.0017 U	0.0025 U	0.0030 U			0.0017 U	0.0016 U			0.0020 U	0.0024 U
1,1-Dichloropropene				mg/kg	0.0024 U			0.0017 U	0.0015 U	0.0023 U	0.0019 U	0.0015 U	0.0014 U	0.0021 U	0.0025 U			0.0014 U	0.0014 U			0.0016 U	0.0020 U
1,2,3-Trichlorobenzene	4.6	650	8,200	mg/kg	0.0036 U			0.0025 U	0.0022 U	0.0034 U	0.0027 U	0.0021 U	0.0021 U	0.0031 U	0.0037 U			0.0021 U	0.0020 U			0.0024 U	0.0029 U
1,2,3-Trichloropropane	0.0001	0.06	0.1	mg/kg	0.0026 U			0.0018 U	0.0016 U	0.0025 U	0.0020 U	0.0016 U	0.0015 U	0.0022 U	0.0027 U			0.0015 U	0.0014 U			0.0017 U	0.0021 U
1,2,3-Trimethylbenzene		18	96	mg/kg	0.0028 U			0.0019 U	0.0017 U	0.0026 U	0.0021 U	0.0017 U	0.0016 U	0.0024 U	0.0029 U			0.0016 U	0.0015 U			0.0018 U	0.0023 U
1,2,4-Trichlorobenzene	5.3	660	8,500	mg/kg	0.0026 U			0.0018 U	0.0016 U	0.0025 U	0.0020 U	0.0016 U	0.0015 U	0.0022 U	0.0027 U			0.0015 U	0.0014 U			0.0017 U	0.0021 U
1,2,4-Trimethylbenzene	0.3	18	95	mg/kg	0.0032 U			0.0023 U	0.0020 U	0.0031 U	0.0025 U	0.0019 U	0.0019 U	0.0028 U	0.0034 U			0.0019 U	0.0018 U			0.0022 U	0.0027 U
1,2-Dichlorobenzene	17	880	5,000	mg/kg	0.0031 U			0.0022 U	0.0019 U	0.0029 U	0.0024 U	0.0018 U	0.0018 U	0.0027 U	0.0032 U			0.0018 U	0.0017 U			0.0021 U	0.0025 U
1,2-Dichloroethane	0.01	0.5	0.7	mg/kg	0.0036 U			0.0025 U	0.0022 U	0.0034 U	0.0027 U	0.0021 U	0.0021 U	0.0031 U	0.0037 U			0.0021 U	0.0020 U			0.0024 U	0.0029 U
1,2-Dichloropropane	0.03	0.6	0.9	mg/kg	0.0028 U			0.0019 U	0.0017 U	0.0026 U	0.0021 U	0.0017 U	0.0016 U	0.0024 U	0.0029 U			0.0016 U	0.0015 U			0.0018 U	0.0023 U
1,3,5-Trimethylbenzene	0.3	15	80	mg/kg	0.0029 U			0.0020 U	0.0018 U	0.0028 U	0.0022 U	0.0018 U	0.0017 U	0.0025 U	0.0030 U			0.0017 U	0.0016 U			0.0020 U	0.0024 U
1,3-Dichlorobenzene	7	380	2,200	mg/kg	0.0032 U			0.0023 U	0.0020 U	0.0031 U	0.0025 U	0.0019 U	0.0019 U	0.0028 U	0.0034 U			0.0019 U	0.0018 U			0.0022 U	0.0027 U
1,3-Dichloropropane				mg/kg	0.0031 U			0.0022 U	0.0019 U	0.0029 U	0.0024 U	0.0018 U	0.0018 U	0.0027 U	0.0032 U			0.0018 U	0.0017 U			0.0021 U	0.0025 U
1,4-Dichlorobenzene	2.2	6.4	9.9	mg/kg	0.0028 U			0.0019 U	0.0017 U	0.0026 U	0.0021 U	0.0017 U	0.0016 U	0.0024 U	0.0029 U			0.0016 U	0.0015 U			0.0018 U	0.0023 U
2,2-Dichloropropane				mg/kg	0.0028 U			0.0019 U	0.0017 U	0.0026 U	0.0021 U	0.0017 U	0.0016 U	0.0024 U	0.0029 U			0.0016 U	0.0015 U			0.0018 U	0.0023 U
2-Butanone (MEK)	17	16,000	110,000	mg/kg	0.0047 U			0.0033 U	0.0029 U	0.0045 U	0.0036 U	0.0028 U	0.0028 U	0.0040 U	0.0049 U			0.0028 U	0.0026 U			0.0031 U	0.0038 U
2-Chlorotoluene	2.8	200	1,200	mg/kg	0.0028 U			0.0019 U	0.0017 U	0.0026 U	0.0021 U	0.0017 U	0.0016 U	0.0024 U	0.0029 U			0.0016 U	0.0015 U			0.0018 U	0.0023 U
2-Hexanone		24	130	mg/kg	0.0063 U			0.0044 U	0.0038 U	0.0060 U	0.0048 U	0.0038 U	0.0037 U	0.0054 U	0.0066 U			0.0037 U	0.0035 U			0.0042 U	0.0052 U
4-Chlorotoluene		170	990	mg/kg	0.0029 U			0.0020 U	0.0018 U	0.0028 U	0.0022 U	0.0018 U	0.0017 U	0.0025 U	0.0030 U			0.0017 U	0.0016 U			0.0020 U	0.0024 U
4-Methyl-2-pentanone (MIBK)	2.6	4,300	44,000	mg/kg	0.0060 U			0.0042 U	0.0037 U	0.0057 U	0.0046 U	0.0036 U	0.0035 U	0.0052 U	0.0062 U			0.0035 U	0.0033 U			0.0040 U	0.0049 U
Acetone	25	11,000	68,000	mg/kg	0.31			0.15 J(M1)	0.060 I	0.69 L	0.14	0.39	0.019 I	0.058 I	0.23			0.10	0.058 I			0.030 I	0.093 I
Acetonitrile				mg/kg	0.042 U			0.030 U	0.026 U	0.040 U	0.032 U	0.025 U	0.025 U	0.036 U	0.044 U			0.025 U	0.023 U			0.028 U	0.035 U
Benzene	0.007	1.2	1.7	mg/kg	0.0026 U			0.0018 U	0.0016 U	0.0025 U	0.0020 U	0.0016 U	0.0015 U	0.0022 U	0.0027 U			0.0015 U	0.0014 U			0.0017 U	0.0021 U
Bromobenzene				mg/kg	0.0032 U			0.0023 U	0.0020 U	0.0031 U	0.0025 U	0.0019 U	0.0019 U	0.0028 U	0.0034 U			0.0019 U	0.0018 U			0.0022 U	0.0027 U
Bromochloromethane		95	530	mg/kg	0.0028 U			0.0019 U	0.0017 U	0.0026 U	0.0021 U	0.0017 U	0.0016 U	0.0024 U	0.0029 U			0.0016 U	0.0015 U			0.0018 U	0.0023 U
Bromodichloromethane	0.004	1.5	2.2	mg/kg	0.0031 U			0.0022 U	0.0019 U	0.0029 U	0.0024 U	0.0018 U	0.0018 U	0.0027 U	0.0032 U			0.0018 U	0.0017 U			0.0021 U	0.0025 U
Bromoform	0.03	48	93	mg/kg	0.0037 U			0.0026 U	0.0023 U	0.0036 U	0.0029 U	0.0022 U	0.0022 U	0.0032 U	0.0039 U			0.0022 U	0.0021 U			0.0025 U	0.0031 U
Bromomethane	0.05	3.1	16	mg/kg	0.0041 U			0.0028 U	0.0025 U	0.0039 U	0.0031 U	0.0024 U	0.0024 U	0.0035 U	0.0042 U			0.0024 U	0.0023 U			0.0027 U	0.0033 U
Carbon disulfide	5.6	270	1,500	mg/kg	0.0049 U			0.0034 U	0.0030 U	0.0047 U	0.0037 U	0.0029 U	0.0029 U	0.0042 U	0.0050 U			0.0028 U	0.0027 U			0.0033 U	0.0040 U
Carbon tetrachloride	0.04	0.5	0.7	mg/kg	0.0042 U			0.0030 U	0.0026 U	0.0040 U	0.0032 U	0.0025 U	0.0025 U	0.0036 U	0.0044 U			0.0025 U	0.0023 U			0.0028 U	0.0035 U
Chlorobenzene	1.3	120	650	mg/kg	0.0031 U			0.0022 U	0.0019 U	0.0029 U	0.0024 U	0.0018 U	0.0018 U	0.0027 U	0.0032 U			0.0018 U	0.0017 U			0.0021 U	0.0025 U
Chloroethane		3.9	5.4	mg/kg	0.0039 U			0.0027 U	0.0024 U	0.0037 U	0.0030 U	0.0023 U	0.0023 U	0.0034 U	0.0040 U			0.0023 U	0.0022 U			0.0026 U	0.0032 U
Chloroform	0.4	0.4	0.6	mg/kg	0.0026 U			0.0018 U	0.0016 U	0.0025 U	0.0032 I	0.0016 U	0.0015 U	0.0022 U	0.0027 U			0.0015 U	0.0014 U			0.0017 U	0.0021 U
Chloromethane	0.02	4	5.7	mg/kg	0.0039 U			0.0027 U	0.0024 U	0.0037 U	0.0030 U	0.0023 U	0.0023 U	0.0034 U	0.0040 U			0.0023 U	0.0022 U			0.0026 U	0.0032 U
Dibromochloromethane	0.003	1.5	2.3	mg/kg	0.0029 U			0.0020 U	0.0018 U	0.0028 U	0.0022 U	0.0018 U	0.0017 U	0.0025 U	0.0030 U			0.0017 U	0.0016 U			0.0020 U	0.0024 U
Dibromomethane		96	550	mg/kg	0.0041 U			0.0028 U	0.0025 U	0.0039 U	0.0031 U	0.0024 U	0.0024 U	0.0035 U	0.0042 U			0.0024 U	0.0023 U			0.0027 U	0.0033 U
Dichlorodifluoromethane		77	410	mg/kg	0.0058 U			0.0041 U	0.0036 U	0.0056 U	0.0045 U	0.0035 U	0.0034 U	0.0050 U	0.0061 U			0.0034 U	0.0033 U			0.0039 U	0.0048 U
Ethylbenzene	0.6	1,500	9,200	mg/kg	0.0029 U			0.0020 U	0.0018 U	0.0028 U	0.0022 U	0.0018 U	0.0017 U	0.0025 U	0.0030 U			0.0017 U	0.0016 U			0.0020 U	0.0024 U
Iodomethane				mg/kg	0.016 U			0.011 U J(M1)	0.0098 U	0.015 U	0.012 U	0.0096 U	0.0095 U	0.014 U	0.017 U			0.0094 U	0.0089 U			0.011 U	0.013 U
Isopropylbenzene (Cumene)	0.2	220	1,200	mg/kg	0.0031 U			0.0022 U	0.0019 U	0.0029 U	0.0024 U	0.0018 U	0.0018 U	0.0027 U	0.0032 U			0.0018 U	0.0017 U			0.0021 U	0.0025 U
Methyl-tert-butyl ether	0.09	4,400	24,000	mg/kg	0.0024 U			0.0017 U	0.0015 U	0.0023 U	0.0019 U	0.0015 U	0.0014 U	0.0021 U	0.0025 U			0.0014 U	0.0014 U			0.0016 U	0.0020 U
Methylene Chloride	0.02	17	26	mg/kg	0.0049 U			0.0034 U	0.0030 U	0.0047 U	0.0037 U	0.0029 U	0.0029 U	0.0042 U	0.0050 U			0.0028 U	0.0027 U			0.0033 U	0.0040 U
Styrene	3.6	3,600	23,000	mg/kg	0.0029 U			0.0020 U	0.0018 U	0.0028 U	0.0022 U	0.0018 U	0.0017 U	0.0025 U	0.0030 U			0.0017 U	0.0016 U			0.0020 U	0.0024 U
Tetrachloroethene	0.03	8.8	18	mg/kg	0.0028 U			0.0019 U	0.0017 U	0.0026 U	0.0021 U	0.0017 U	0.0016 U	0.0024 U	0.0029 U			0.0016 U	0.0015 U			0.0018 U	0.0023 U
Toluene	0.5	7,500	60,000	mg/kg	0.0029 U			0.0020 U	0.0018 U	0.0028 U	0.0022 U	0.0018 U	0.0017 U	0.0025 U	0.0030 U			0.0017 U	0.0016 U			0.0020 U	0.0024 U
Trichloroethene	0.03	6.4	9.3	mg/kg	0.0034 U			0.0024 U	0.0021 U	0.0033 U	0.0026 U	0.0020 U	0.0020 U	0.0029 U	0.0035 U			0.0020 U	0.0019 U			0.0023 U	0.0028 U
Trichlorofluoromethane		270	1,500	mg/kg	0.0036 U			0.0025 U	0.0022 U	0.0034 U	0.0027 U	0.0021 U	0.0021 U	0.0031 U	0.0037 U			0.0021 U	0.0020 U			0.0024 U	0.0029 U
Vinyl acetate	0.4	320	1,700	mg/kg	0.014 U			0.010 U	0.0087 U	0.014 U	0.011 U	0.0086 U	0.0084 U	0.012 U	0.015 U			0.0084 U	0.0079 U			0.0095 U	0.012 U
Vinyl chloride	0.007	0.2	0.8	mg/kg	0.0029 U			0.0020 U	0.0018 U	0.0028 U	0.0022 U	0.0018 U	0.0017 U	0.0025 U	0.0030 U			0.0017 U	0.0016 U			0.0020 U	0.0024 U
Xylene (Total)	0.2	130	700	mg/kg	0.0058 U			0.0041 U	0.0036 U	0.0056 U	0.0045 U	0.0035 U	0.0034 U	0.0050 U	0.0061 U			0.0034 U	0.0033 U			0.0039 U	0.0048 U
cis-1,2-Dichloroethene		33	180	mg/kg	0.0023 U			0.0016 U	0.0014 U	0.0022 U	0.0017 U	0.0014 U	0.0013 U	0.0020 U	0.0024 U			0.0013 U	0.0013 U			0.0015 U	0.0019 U
cis-1,3-Dichloropropene				mg/kg	0.0029 U			0.0020 U	0.0018 U	0.0028 U	0.0022 U	0.0018 U	0.0017 U	0.0025 U	0.0030 U			0.0017 U	0.0016 U			0.0020 U	0.0024 U
m&p-Xylene				mg/kg	0.0058 U			0.0041 U	0.0036 U	0.0056 U	0.0045 U	0.0035 U	0.0034 U	0.0050 U	0.0061 U			0.0034 U	0.0033 U			0.0039 U	0.0048 U
n-Butylbenzene				mg/kg	0.0029 U			0.0020 U	0.0018 U	0.0028 U	0.0022 U	0.0018 U	0.0017 U	0.0025 U	0.0030 U			0.0017 U	0.0016 U			0.0020 U	0.0024 U
n-Propylbenzene				mg/kg	0.0028 U			0.0019 U	0.0017 U	0.0026 U	0.0021 U	0.0017 U	0.0016 U	0.0024 U	0.0029 U			0.0016 U	0.0015 U			0.0018 U	0.0023 U
o-Xylene				mg/kg	0.0031 U			0.0022 U	0.0019 U	0.0029 U	0.0024 U	0.0018 U	0.0018 U	0.0027 U	0.0032 U			0.0018 U	0.0017 U			0.0021 U	0.0025 U
p-Isopropyltoluene		960	5,600	mg/kg	0.0028 U			0.0019 U	0.0017 U	0.0026 U	0.0021 U	0.0017 U	0.0016 U	0.0024 U	0.0029 U			0.0016 U	0.0015 U			0.0018 U	0.0023 U
sec-Butylbenzene				mg/kg	0.0026 U			0.0018 U	0.0016 U	0.0025 U	0.0020 U	0.0016 U	0.0015 U	0.0022 U	0.0027 U			0.0015 U	0.0014 U			0.0017 U	0.0021 U
tert-Butylbenzene				mg/kg	0.0032 U			0.0023 U	0.0020 U	0.0031 U	0.0025 U	0.0019 U	0.0019 U	0.0028 U	0.0034 U			0.0019 U	0.0018 U			0.0022 U	0.0027 U
trans-1,2-Dichloroethene	0.7	53	290	mg/kg	0.0031 U			0.0022 U	0.0019 U	0.0029 U	0.0024 U	0.0018 U	0.0018 U	0.0027 U	0.0032 U			0.0018 U	0.0017 U			0.0021 U	0.0025 U
trans-1,3-Dichloropropene				mg/kg	0.0024 U			0.0017 U	0.0015 U	0.0023 U	0.0019 U	0.0015 U	0.0014 U	0.0021 U	0.0025 U			0.0014 U	0.0014 U			0.0016 U	0.0020 U

Notes:
- "U" flag indicates concentration was below the method detection limit (MDL).
- "I" flag indicates concentration was between the MDL and practical quantitation limit (PQL).
- "L" - Off-scale high. Actual value is known to be greater than value given.
-"J(M1) flag is an estimated value. Matrix spike recovery exceeded QC limits.
  Batch accepted based on laboratory control sample recovery
- "D3" flag - sample was diluted due to the presence of high levels of non-target analytes or other matrix interference.
-"N2" flag indicates that the lab does not hold NELAC/TNI accreditation for this parameter
-"J(R1)" - Estimated value. RPD value was outside control limits.

Table 4: Soil Analytical Summary - Cadmium, Chromium, Copper, Lead, TCLP Lead and VOCs
Facility Name: Ludlam Trail, Miami, FL

Sample Location	Table II, Ch. 62-777 FAC Soil Cleanup Target Levels				SB-38 (0-0.5)	SB-38 (0.5-2)	SB-39 (0-0.5)	SB-39 (0.5-2)	SB-40 (0-0.5)	SB-40 (0.5-2)	SB-41-1 (0-0.5)	SB-41-1 (0.5-2)	SB-41-2 (0-0.5)	SB-41-2 (0.5-2)	SB-41-3 (0-0.5)	SB-41-3 (0.5-2)	SB-41-4 (0-0.5)	SB-41-4 (0.5-2)	SB-41-5 (0-0.5)	SB-41-5 (0.5-2)	SB-42 (0-0.5)	SB-42 (0.5-2)	SB-43 (0-0.5)
	Leachability Based on Groundwater Criteria	Direct Exposure Residential	Direct Exposure Commercial / Industrial	Units	8/29/17	8/29/17	8/30/17	8/30/17	8/29/17	8/29/17	8/30/17	8/30/17	8/30/17	8/30/17	8/30/17	8/30/17	8/30/17	8/30/17	8/30/17	8/30/17	8/29/17	8/29/17	8/30/17
EPA 6010																							
Cadmium	7.5	82	1,700	mg/kg	0.10	0.083	0.30	0.076	0.078	0.25	0.59	0.18	0.17	0.14	0.25	0.17	0.54	0.18	0.16	0.11	0.066	0.19	0.66
Chromium	38	210	470	mg/kg	8.5	8.1	17.5	11.0	8.6	21.8	13.9	21.2 J(M1)	17.5	18.5	8.0	7.6	10.4	12.7	9.1	15.5	6.9	20.9	18.4
Copper		150	89,000	mg/kg	6.6	6.8	7.9	0.45	2.9	8.2	3.7	2.0	2.3	0.62	4.0	0.75	7.2	2.7	5.1	0.98	1.2	3.3	6.8
Lead		400	1,400	mg/kg	6.6	8.0	11.0	2.1	2.1	9.8	27.0	9.7	13.5	3.8	3.4	1.8	22.2	8.1	11.4	3.4	0.89	6.6	9.9
Lead TCLP				mg/L																			
EPA 8260																							
1,1,1,2-Tetrachloroethane		2.9	4.3	mg/kg			0.0021 U	0.0018 U			0.0020 U	0.0019 U	0.0023 U	0.0021 U	0.0019 U	0.0021 U	0.0023 U	0.0018 U	0.0023 U	0.0022 U			0.0019 U
1,1,1-Trichloroethane	1.9	730	3,900	mg/kg			0.0018 U	0.0016 U			0.0017 U	0.0016 U	0.0020 U	0.0018 U	0.0017 U	0.0018 U	0.0020 U	0.0016 U	0.0020 U	0.0018 U			0.0016 U
1,1,2,2-Tetrachloroethane	0.001	0.7	1.2	mg/kg			0.0019 U	0.0017 U			0.0018 U	0.0017 U	0.0021 U	0.0019 U	0.0018 U	0.0019 U	0.0021 U	0.0017 U	0.0021 U	0.0020 U			0.0017 U
1,1,2-Trichloroethane	0.03	1.4	2	mg/kg			0.0021 U	0.0018 U			0.0020 U	0.0019 U	0.0023 U	0.0021 U	0.0019 U	0.0021 U	0.0023 U	0.0018 U	0.0023 U	0.0022 U			0.0019 U
1,1-Dichloroethane		390	2,100	mg/kg			0.0015 U	0.0013 U			0.0014 U	0.0013 U	0.0017 U	0.0015 U	0.0014 U	0.0015 U	0.0017 U	0.0013 U	0.0016 U	0.0015 U			0.0013 U
1,1-Dichloroethene	0.06	95	510	mg/kg			0.0018 U	0.0016 U			0.0017 U	0.0016 U	0.0020 U	0.0018 U	0.0017 U	0.0018 U	0.0020 U	0.0016 U	0.0020 U	0.0018 U			0.0016 U
1,1-Dichloropropene				mg/kg			0.0015 U	0.0013 U			0.0014 U	0.0013 U	0.0017 U	0.0015 U	0.0014 U	0.0015 U	0.0017 U	0.0013 U	0.0016 U	0.0015 U			0.0013 U
1,2,3-Trichlorobenzene	4.6	650	8,200	mg/kg			0.0022 U	0.0019 U			0.0021 U	0.0020 U	0.0024 U	0.0022 U	0.0020 U	0.0022 U	0.0024 U	0.0019 U	0.0024 U	0.0023 U			0.0020 U
1,2,3-Trichloropropane	0.0001	0.06	0.1	mg/kg			0.0016 U	0.0014 U			0.0015 U	0.0014 U	0.0018 U	0.0016 U	0.0015 U	0.0016 U	0.0018 U	0.0014 U	0.0017 U	0.0016 U			0.0014 U
1,2,3-Trimethylbenzene		18	96	mg/kg			0.0017 U	0.0015 U			0.0016 U	0.0015 U	0.0019 U	0.0017 U	0.0016 U	0.0017 U	0.0019 U	0.0015 U	0.0019 U	0.0017 U			0.0015 U
1,2,4-Trichlorobenzene	5.3	660	8,500	mg/kg			0.0016 U	0.0014 U			0.0015 U	0.0014 U	0.0018 U	0.0016 U	0.0015 U	0.0016 U	0.0018 U	0.0014 U	0.0017 U	0.0016 U			0.0014 U
1,2,4-Trimethylbenzene	0.3	18	95	mg/kg			0.0020 U	0.0018 U			0.0019 U	0.0018 U	0.0022 U	0.0020 U	0.0018 U	0.0020 U	0.0022 U	0.0018 U	0.0022 U	0.0021 U			0.0018 U
1,2-Dichlorobenzene	17	880	5,000	mg/kg			0.0019 U	0.0017 U			0.0018 U	0.0017 U	0.0021 U	0.0019 U	0.0018 U	0.0019 U	0.0021 U	0.0017 U	0.0021 U	0.0020 U			0.0017 U
1,2-Dichloroethane	0.01	0.5	0.7	mg/kg			0.0022 U	0.0019 U			0.0021 U	0.0020 U	0.0024 U	0.0022 U	0.0020 U	0.0022 U	0.0024 U	0.0019 U	0.0024 U	0.0023 U			0.0020 U
1,2-Dichloropropane	0.03	0.6	0.9	mg/kg			0.0017 U	0.0015 U			0.0016 U	0.0015 U	0.0019 U	0.0017 U	0.0016 U	0.0017 U	0.0019 U	0.0015 U	0.0019 U	0.0017 U			0.0015 U
1,3,5-Trimethylbenzene	0.3	15	80	mg/kg			0.0018 U	0.0016 U			0.0017 U	0.0016 U	0.0020 U	0.0018 U	0.0017 U	0.0018 U	0.0020 U	0.0016 U	0.0020 U	0.0018 U			0.0016 U
1,3-Dichlorobenzene	7	380	2,200	mg/kg			0.0020 U	0.0018 U			0.0019 U	0.0018 U	0.0022 U	0.0020 U	0.0018 U	0.0020 U	0.0022 U	0.0018 U	0.0022 U	0.0021 U			0.0018 U
1,3-Dichloropropane				mg/kg			0.0019 U	0.0017 U			0.0018 U	0.0017 U	0.0021 U	0.0019 U	0.0018 U	0.0019 U	0.0021 U	0.0017 U	0.0021 U	0.0020 U			0.0017 U
1,4-Dichlorobenzene	2.2	6.4	9.9	mg/kg			0.0017 U	0.0015 U			0.0016 U	0.0015 U	0.0019 U	0.0017 U	0.0016 U	0.0017 U	0.0019 U	0.0015 U	0.0019 U	0.0017 U			0.0015 U
2,2-Dichloropropane				mg/kg			0.0017 U	0.0015 U			0.0016 U	0.0015 U	0.0019 U	0.0017 U	0.0016 U	0.0017 U	0.0019 U	0.0015 U	0.0019 U	0.0017 U			0.0015 U
2-Butanone (MEK)	17	16,000	110,000	mg/kg			0.0028 U	0.0026 U			0.0027 U	0.0026 U	0.0032 U	0.0029 U	0.0027 U	0.0029 U	0.0032 U	0.0026 U	0.0032 U	0.0030 U			0.0026 U
2-Chlorotoluene	2.8	200	1,200	mg/kg			0.0017 U	0.0015 U			0.0016 U	0.0015 U	0.0019 U	0.0017 U	0.0016 U	0.0017 U	0.0019 U	0.0015 U	0.0019 U	0.0017 U			0.0015 U
2-Hexanone		24	130	mg/kg			0.0038 U	0.0034 U			0.0037 U	0.0035 U	0.0043 U	0.0039 U	0.0036 U	0.0039 U	0.0043 U	0.0034 U	0.0043 U	0.0040 U			0.0035 U
4-Chlorotoluene		170	990	mg/kg			0.0018 U	0.0016 U			0.0017 U	0.0016 U	0.0020 U	0.0018 U	0.0017 U	0.0018 U	0.0020 U	0.0016 U	0.0020 U	0.0018 U			0.0016 U
4-Methyl-2-pentanone (MIBK)	2.6	4,300	44,000	mg/kg			0.0036 U	0.0033 U			0.0035 U	0.0033 U	0.0041 U	0.0037 U	0.0034 U	0.0037 U	0.0041 U	0.0033 U	0.0040 U	0.0038 U			0.0033 U
Acetone	25	11,000	68,000	mg/kg			0.024 I	0.0088 U			0.012 I	0.013 I	0.019 I	0.010 U	0.20	0.030 I	0.011 U	0.033 I	0.016 I	0.010 U			0.0089 U
Acetonitrile				mg/kg			0.026 U	0.023 U			0.025 U	0.023 U	0.029 U	0.026 U	0.024 U	0.026 U	0.029 U	0.023 U	0.028 U	0.027 U			0.023 U
Benzene	0.007	1.2	1.7	mg/kg			0.0016 U	0.0014 U			0.0015 U	0.0014 U	0.0018 U	0.0016 U	0.0015 U	0.0016 U	0.0018 U	0.0014 U	0.0017 U	0.0016 U			0.0014 U
Bromobenzene				mg/kg			0.0020 U	0.0018 U			0.0019 U	0.0018 U	0.0022 U	0.0020 U	0.0018 U	0.0020 U	0.0022 U	0.0018 U	0.0022 U	0.0021 U			0.0018 U
Bromochloromethane		95	530	mg/kg			0.0017 U	0.0015 U			0.0016 U	0.0015 U	0.0019 U	0.0017 U	0.0016 U	0.0017 U	0.0019 U	0.0015 U	0.0019 U	0.0017 U			0.0015 U
Bromodichloromethane	0.004	1.5	2.2	mg/kg			0.0019 U	0.0017 U			0.0018 U	0.0017 U	0.0021 U	0.0019 U	0.0018 U	0.0019 U	0.0021 U	0.0017 U	0.0021 U	0.0020 U			0.0017 U
Bromoform	0.03	48	93	mg/kg			0.0023 U	0.0020 U			0.0022 U	0.0020 U	0.0025 U	0.0023 U	0.0021 U	0.0023 U	0.0025 U	0.0020 U	0.0025 U	0.0024 U			0.0021 U
Bromomethane	0.05	3.1	16	mg/kg			0.0025 U	0.0022 U			0.0024 U	0.0022 U	0.0028 U	0.0025 U	0.0023 U	0.0025 U	0.0028 U	0.0022 U	0.0027 U	0.0026 U			0.0022 U
Carbon disulfide	5.6	270	1,500	mg/kg			0.0029 U	0.0026 U			0.0028 U	0.0027 U	0.0033 U	0.0030 U	0.0028 U	0.0030 U	0.0033 U	0.0026 U	0.0033 U	0.0031 U			0.0027 U
Carbon tetrachloride	0.04	0.5	0.7	mg/kg			0.0026 U	0.0023 U			0.0025 U	0.0023 U	0.0029 U	0.0026 U	0.0024 U	0.0026 U	0.0029 U	0.0023 U	0.0028 U	0.0027 U			0.0023 U
Chlorobenzene	1.3	120	650	mg/kg			0.0019 U	0.0017 U			0.0018 U	0.0017 U	0.0021 U	0.0019 U	0.0018 U	0.0019 U	0.0021 U	0.0017 U	0.0021 U	0.0020 U			0.0017 U
Chloroethane		3.9	5.4	mg/kg			0.0024 U	0.0021 U			0.0023 U	0.0021 U	0.0026 U	0.0024 U	0.0022 U	0.0024 U	0.0026 U	0.0021 U	0.0026 U	0.0025 U			0.0021 U
Chloroform	0.4	0.4	0.6	mg/kg			0.0016 U	0.0014 U			0.0015 U	0.0014 U	0.0018 U	0.0016 U	0.0015 U	0.0016 U	0.0018 U	0.0014 U	0.0017 U	0.0016 U			0.0014 U
Chloromethane	0.02	4	5.7	mg/kg			0.0024 U	0.0021 U			0.0023 U	0.0021 U	0.0026 U	0.0024 U	0.0022 U	0.0024 U	0.0026 U	0.0021 U	0.0026 U	0.0025 U			0.0021 U
Dibromochloromethane	0.003	1.5	2.3	mg/kg			0.0018 U	0.0016 U			0.0017 U	0.0016 U	0.0020 U	0.0018 U	0.0017 U	0.0018 U	0.0020 U	0.0016 U	0.0020 U	0.0018 U			0.0016 U
Dibromomethane		96	550	mg/kg			0.0025 U	0.0022 U			0.0024 U	0.0022 U	0.0028 U	0.0025 U	0.0023 U	0.0025 U	0.0028 U	0.0022 U	0.0027 U	0.0026 U			0.0022 U
Dichlorodifluoromethane		77	410	mg/kg			0.0035 U	0.0032 U			0.0034 U	0.0032 U	0.0040 U	0.0036 U	0.0033 U	0.0036 U	0.0040 U	0.0032 U	0.0039 U	0.0037 U			0.0032 U
Ethylbenzene	0.6	1,500	9,200	mg/kg			0.0018 U	0.0016 U			0.0017 U	0.0016 U	0.0020 U	0.0018 U	0.0017 U	0.0018 U	0.0020 U	0.0016 U	0.0020 U	0.0018 U			0.0016 U
Iodomethane				mg/kg			0.0097 U	0.0087 U			0.0094 U	0.0088 U	0.011 U	0.0099 U	0.0091 U	0.0098 U	0.011 U	0.0087 U	0.011 U	0.010 U			0.0088 U
Isopropylbenzene (Cumene)	0.2	220	1,200	mg/kg			0.0019 U	0.0017 U			0.0018 U	0.0017 U	0.0021 U	0.0019 U	0.0018 U	0.0019 U	0.0021 U	0.0017 U	0.0021 U	0.0020 U			0.0017 U
Methyl-tert-butyl ether	0.09	4,400	24,000	mg/kg			0.0015 U	0.0013 U			0.0014 U	0.0013 U	0.0017 U	0.0015 U	0.0014 U	0.0015 U	0.0017 U	0.0013 U	0.0016 U	0.0015 U			0.0013 U
Methylene Chloride	0.02	17	26	mg/kg			0.0029 U	0.0026 U			0.0028 U	0.0027 U	0.0033 U	0.0030 U	0.0028 U	0.0030 U	0.0033 U	0.0026 U	0.0033 U	0.0031 U			0.0027 U
Styrene	3.6	3,600	23,000	mg/kg			0.0018 U	0.0016 U			0.0017 U	0.0016 U	0.0020 U	0.0018 U	0.0017 U	0.0018 U	0.0020 U	0.0016 U	0.0020 U	0.0018 U			0.0016 U
Tetrachloroethene	0.03	8.8	18	mg/kg			0.0017 U	0.0015 U			0.0016 U	0.0015 U	0.0019 U	0.0017 U	0.0016 U	0.0017 U	0.0019 U	0.0015 U	0.0019 U	0.0017 U			0.0015 U
Toluene	0.5	7,500	60,000	mg/kg			0.0018 U	0.0016 U			0.0017 U	0.0016 U	0.0020 U	0.0018 U	0.0017 U	0.0018 U	0.0020 U	0.0016 U	0.0020 U	0.0018 U			0.0016 U
Trichloroethene	0.03	6.4	9.3	mg/kg			0.0021 U	0.0018 U			0.0020 U	0.0019 U	0.0023 U	0.0021 U	0.0019 U	0.0021 U	0.0023 U	0.0018 U	0.0023 U	0.0022 U			0.0019 U
Trichlorofluoromethane		270	1,500	mg/kg			0.0022 U	0.0019 U			0.0021 U	0.0020 U	0.0024 U	0.0022 U	0.0020 U	0.0022 U	0.0024 U	0.0019 U	0.0024 U	0.0023 U			0.0020 U
Vinyl acetate	0.4	320	1,700	mg/kg			0.0086 U	0.0077 U			0.0083 U	0.0078 U	0.0097 U	0.0088 U	0.0081 U	0.0087 U	0.0097 U	0.0078 U	0.0096 U	0.0090 U			0.0079 U
Vinyl chloride	0.007	0.2	0.8	mg/kg			0.0018 U	0.0016 U			0.0017 U	0.0016 U	0.0020 U	0.0018 U	0.0017 U	0.0018 U	0.0020 U	0.0016 U	0.0020 U	0.0018 U			0.0016 U
Xylene (Total)	0.2	130	700	mg/kg			0.0035 U	0.0032 U			0.0034 U	0.0032 U	0.0040 U	0.0036 U	0.0033 U	0.0036 U	0.0040 U	0.0032 U	0.0039 U	0.0037 U			0.0032 U
cis-1,2-Dichloroethene		33	180	mg/kg			0.0014 U	0.0012 U			0.0013 U	0.0012 U	0.0015 U	0.0014 U	0.0013 U	0.0014 U	0.0015 U	0.0012 U	0.0015 U	0.0014 U			0.0013 U
cis-1,3-Dichloropropene				mg/kg			0.0018 U	0.0016 U			0.0017 U	0.0016 U	0.0020 U	0.0018 U	0.0017 U	0.0018 U	0.0020 U	0.0016 U	0.0020 U	0.0018 U			0.0016 U
m&p-Xylene				mg/kg			0.0035 U	0.0032 U			0.0034 U	0.0032 U	0.0040 U	0.0036 U	0.0033 U	0.0036 U	0.0040 U	0.0032 U	0.0039 U	0.0037 U			0.0032 U
n-Butylbenzene				mg/kg			0.0018 U	0.0016 U			0.0017 U	0.0016 U	0.0020 U	0.0018 U	0.0017 U	0.0018 U	0.0020 U	0.0016 U	0.0020 U	0.0018 U			0.0016 U
n-Propylbenzene				mg/kg			0.0017 U	0.0015 U			0.0016 U	0.0015 U	0.0019 U	0.0017 U	0.0016 U	0.0017 U	0.0019 U	0.0015 U	0.0019 U	0.0017 U			0.0015 U
o-Xylene				mg/kg			0.0019 U	0.0017 U			0.0018 U	0.0017 U	0.0021 U	0.0019 U	0.0018 U	0.0019 U	0.0021 U	0.0017 U	0.0021 U	0.0020 U			0.0017 U
p-Isopropyltoluene		960	5,600	mg/kg			0.0017 U	0.0015 U			0.0016 U	0.0015 U	0.0019 U	0.0017 U	0.0016 U	0.0017 U	0.0019 U	0.0015 U	0.0019 U	0.0017 U			0.0015 U
sec-Butylbenzene				mg/kg			0.0016 U	0.0014 U			0.0015 U	0.0014 U	0.0018 U	0.0016 U	0.0015 U	0.0016 U	0.0018 U	0.0014 U	0.0017 U	0.0016 U			0.0014 U
tert-Butylbenzene				mg/kg			0.0020 U	0.0018 U			0.0019 U	0.0018 U	0.0022 U	0.0020 U	0.0018 U	0.0020 U	0.0022 U	0.0018 U	0.0022 U	0.0021 U			0.0018 U
trans-1,2-Dichloroethene	0.7	53	290	mg/kg			0.0019 U	0.0017 U			0.0018 U	0.0017 U	0.0021 U	0.0019 U	0.0018 U	0.0019 U	0.0021 U	0.0017 U	0.0021 U	0.0020 U			0.0017 U
trans-1,3-Dichloropropene				mg/kg			0.0015 U	0.0013 U			0.0014 U	0.0013 U	0.0017 U	0.0015 U	0.0014 U	0.0015 U	0.0017 U	0.0013 U	0.0016 U	0.0015 U			0.0013 U

Notes:
- "U" flag indicates concentration was below the method detection limit (MDL).
- "I" flag indicates concentration was between the MDL and practical quantitation limit (PQL).
- "L" - Off-scale high. Actual value is known to be greater than value given.
-"J(M1) flag is an estimated value. Matrix spike recovery exceeded QC limits.
  Batch accepted based on laboratory control sample recovery
- "D3" flag - sample was diluted due to the presence of high levels of non-target analytes or other matrix interference.
-"N2" flag indicates that the lab does not hold NELAC/TNI accreditation for this parameter
-"J(R1)" - Estimated value. RPD value was outside control limits.

Table 4: Soil Analytical Summary - Cadmium, Chromium, Copper, Lead, TCLP Lead and VOCs
Facility Name: Ludlam Trail, Miami, FL

Sample Location	Table II, Ch. 62-777 FAC Soil Cleanup Target Levels				SB-43 (0.5-2)	SB-44 (0-0.5)	SB-44 (0.5-2)	SB-45 (0-0.5)	SB-45 (0.5-2)	SB-46 (0-0.5)	SB-46 (0.5-2)	SB-47 (0-0.5')	SB-47 (0.5-2')	SB-48 (0-0.5')	SB-48 (0.5-2')	SB-49-1 (0-0.5')	SB-49-1 (0.5-2')	SB-49-2 (0-0.5')	SB-49-2 (0.5-2')	SB-49-3 (0-0.5')
	Leachability Based on Groundwater Criteria	Direct Exposure Residential	Direct Exposure Commercial / Industrial	Units	8/30/17	8/29/17	8/29/17	8/29/17	8/29/17	8/29/17	8/29/17	8/29/17	8/29/17	8/29/17	8/29/17	8/29/17	8/29/17	8/29/17	8/29/17	8/29/17
EPA 6010																				
Cadmium	7.5	82	1,700	mg/kg	0.47	0.22	0.041 I	0.15	0.075	0.14	0.036 I	0.094	0.15	0.11	0.099	0.19	0.036 I	0.26	0.025 I	0.15
Chromium	38	210	470	mg/kg	14.6	10.2	10.8	10.6	6.1	12.3	10.6	11.6	20.8	15.3	23.7	22.5	16.7	9.6	9.3	8.0
Copper		150	89,000	mg/kg	1.9	9.3	2.0	6.4	4.3	19.7	0.55	7.4	9.3	4.4	1.5	3.8	0.73	5.0	0.44	6.2
Lead		400	1,400	mg/kg	3.1	15.9	1.8	4.6	3.6	7.9	1.3	4.5	8.6	4.6	4.2	18.9	3.8	46.2	2.5	4.3
Lead TCLP				mg/L																
EPA 8260																				
1,1,1,2-Tetrachloroethane		2.9	4.3	mg/kg	0.0041 U			0.0014 U	0.0020 U			0.0026 U	0.0033 U			0.0028 U	0.0030 U	0.0030 U	0.0030 U	0.0026 U
1,1,1-Trichloroethane	1.9	730	3,900	mg/kg	0.0035 U			0.0012 U	0.0017 U			0.0029 U	0.0036 U			0.0030 U	0.0033 U	0.0033 U	0.0033 U	0.0028 U
1,1,2,2-Tetrachloroethane	0.001	0.7	1.2	mg/kg	0.0037 U			0.0013 U	0.0018 U			0.0026 U	0.0033 U			0.0028 U	0.0030 U	0.0030 U	0.0030 U	0.0026 U
1,1,2-Trichloroethane	0.03	1.4	2	mg/kg	0.0041 U			0.0014 U	0.0020 U			0.0026 U	0.0033 U			0.0028 U	0.0030 U	0.0030 U	0.0030 U	0.0026 U
1,1-Dichloroethane		390	2,100	mg/kg	0.0029 U			0.0010 U	0.0015 U			0.0029 U	0.0036 U			0.0030 U	0.0033 U	0.0033 U	0.0033 U	0.0028 U
1,1-Dichloroethene	0.06	95	510	mg/kg	0.0035 U			0.0012 U	0.0017 U			0.0026 U	0.0033 U			0.0028 U	0.0030 U	0.0030 U	0.0030 U	0.0026 U
1,1-Dichloropropene				mg/kg	0.0029 U			0.0010 U	0.0015 U			0.0027 U	0.0033 U			0.0028 U	0.0031 U	0.0031 U	0.0031 U	0.0026 U
1,2,3-Trichlorobenzene	4.6	650	8,200	mg/kg	0.0043 U			0.0015 U	0.0021 U			0.0026 U	0.0033 U			0.0028 U J(M1)	0.0030 U	0.0030 U	0.0030 U	0.0026 U
1,2,3-Trichloropropane	0.0001	0.06	0.1	mg/kg	0.0031 U			0.0011 U	0.0016 U			0.0026 U	0.0033 U			0.0028 U	0.0030 U	0.0030 U	0.0030 U	0.0026 U
1,2,3-Trimethylbenzene		18	96	mg/kg	0.0033 U			0.0012 U	0.0016 U			0.0026 U N2	0.0033 U N2			0.0028 U N2	0.0030 U N2	0.0030 U N2	0.0030 U N2	0.0026 U N2
1,2,4-Trichlorobenzene	5.3	660	8,500	mg/kg	0.0031 U			0.0011 U	0.0016 U			0.0026 U	0.0033 U			0.0028 U J(M1)	0.0030 U	0.0030 U	0.0030 U	0.0026 U
1,2,4-Trimethylbenzene	0.3	18	95	mg/kg	0.0039 U			0.0014 U	0.0019 U			0.0030 U	0.0037 U			0.0031 U	0.0034 U	0.0033 U	0.0034 U	0.0029 U
1,2-Dichlorobenzene	17	880	5,000	mg/kg	0.0037 U			0.0013 U	0.0018 U			0.0026 U	0.0033 U			0.0028 U	0.0030 U	0.0030 U	0.0030 U	0.0026 U
1,2-Dichloroethane	0.01	0.5	0.7	mg/kg	0.0043 U			0.0015 U	0.0021 U			0.0026 U	0.0033 U			0.0028 U	0.0030 U	0.0030 U	0.0030 U	0.0026 U
1,2-Dichloropropane	0.03	0.6	0.9	mg/kg	0.0033 U			0.0012 U	0.0016 U			0.0026 U	0.0033 U			0.0028 U	0.0030 U	0.0030 U	0.0030 U	0.0026 U
1,3,5-Trimethylbenzene	0.3	15	80	mg/kg	0.0035 U			0.0012 U	0.0017 U			0.0030 U	0.0038 U			0.0032 U	0.0035 U	0.0034 U	0.0035 U	0.0029 U
1,3-Dichlorobenzene	7	380	2,200	mg/kg	0.0039 U			0.0014 U	0.0019 U			0.0026 U	0.0033 U			0.0028 U	0.0030 U	0.0030 U	0.0030 U	0.0026 U
1,3-Dichloropropane				mg/kg	0.0037 U			0.0013 U	0.0018 U			0.0026 U	0.0033 U			0.0028 U	0.0030 U	0.0030 U	0.0030 U	0.0026 U
1,4-Dichlorobenzene	2.2	6.4	9.9	mg/kg	0.0033 U			0.0012 U	0.0016 U			0.0026 U	0.0033 U			0.0028 U	0.0030 U	0.0030 U	0.0030 U	0.0026 U
2,2-Dichloropropane				mg/kg	0.0033 U			0.0012 U	0.0016 U			0.0027 U	0.0034 U			0.0029 U	0.0031 U	0.0031 U	0.0031 U	0.0026 U
2-Butanone (MEK)	17	16,000	110,000	mg/kg	0.0057 U			0.0020 U	0.0028 U			0.0026 U	0.0033 U			0.0028 U	0.0030 U	0.0030 U	0.0030 U	0.0026 U
2-Chlorotoluene	2.8	200	1,200	mg/kg	0.0033 U			0.0012 U	0.0016 U			0.0027 U	0.0033 U			0.0028 U	0.0030 U	0.0030 U	0.0030 U	0.0026 U
2-Hexanone		24	130	mg/kg	0.0076 U			0.0027 U	0.0038 U			0.0026 U	0.0033 U			0.0028 U	0.0030 U	0.0030 U	0.0030 U	0.0026 U
4-Chlorotoluene		170	990	mg/kg	0.0035 U			0.0012 U	0.0017 U			0.0026 U	0.0033 U			0.0028 U	0.0030 U	0.0030 U	0.0030 U	0.0026 U
4-Methyl-2-pentanone (MIBK)	2.6	4,300	44,000	mg/kg	0.0072 U			0.0025 U	0.0036 U			0.0026 U	0.0033 U			0.0028 U	0.0030 U	0.0030 U	0.0030 U	0.0026 U
Acetone	25	11,000	68,000	mg/kg	0.020 I			0.11	0.20			0.011 U	0.013 U			0.011 U	0.012 U	0.012 U	0.019 I	0.010 U
Acetonitrile				mg/kg	0.051 U			0.018 U	0.025 U			0.026 U	0.033 U			0.028 U	0.030 U	0.030 U	0.030 U	0.026 U
Benzene	0.007	1.2	1.7	mg/kg	0.0031 U			0.0011 U	0.0016 U			0.0027 U	0.0033 U			0.0028 U	0.0031 U	0.0031 U	0.0031 U	0.0026 U
Bromobenzene				mg/kg	0.0039 U			0.0014 U	0.0019 U			0.0026 U	0.0033 U			0.0028 U	0.0030 U	0.0030 U	0.0030 U	0.0026 U
Bromochloromethane		95	530	mg/kg	0.0033 U			0.0012 U	0.0016 U			0.0026 U	0.0033 U			0.0028 U	0.0030 U	0.0030 U	0.0030 U	0.0026 U
Bromodichloromethane	0.004	1.5	2.2	mg/kg	0.0037 U			0.0013 U	0.0018 U			0.0026 U	0.0033 U			0.0028 U	0.0030 U	0.0030 U	0.0030 U	0.0026 U
Bromoform	0.03	48	93	mg/kg	0.0045 U			0.0016 U	0.0022 U			0.0026 U	0.0033 U			0.0028 U	0.0030 U	0.0030 U	0.0030 U	0.0026 U
Bromomethane	0.05	3.1	16	mg/kg	0.0049 U			0.0017 U	0.0024 U			0.0026 U	0.0033 U			0.0028 U	0.0030 U	0.0030 U	0.0030 U	0.0026 U
Carbon disulfide	5.6	270	1,500	mg/kg	0.0059 U			0.0021 U	0.0029 U			0.0026 U	0.0033 U			0.0028 U	0.0030 U	0.0030 U	0.0030 U	0.0026 U
Carbon tetrachloride	0.04	0.5	0.7	mg/kg	0.0051 U			0.0018 U	0.0025 U			0.0026 U	0.0033 U			0.0028 U	0.0030 U	0.0030 U	0.0030 U	0.0026 U
Chlorobenzene	1.3	120	650	mg/kg	0.0037 U			0.0013 U	0.0018 U			0.0026 U	0.0033 U			0.0028 U	0.0030 U	0.0030 U	0.0030 U	0.0026 U
Chloroethane		3.9	5.4	mg/kg	0.0047 U			0.0016 U	0.0023 U			0.0038 U	0.0047 U			0.0040 U	0.0043 U	0.0043 U	0.0044 U	0.0037 U
Chloroform	0.4	0.4	0.6	mg/kg	0.0031 U			0.0011 U	0.0016 U			0.0031 U	0.0039 U			0.0033 U	0.0036 U	0.0035 U	0.0036 U	0.0030 U
Chloromethane	0.02	4	5.7	mg/kg	0.0047 U			0.0016 U	0.0023 U			0.0030 U	0.0037 U			0.0031 U	0.0034 U	0.0033 U	0.0034 U	0.0029 U
Dibromochloromethane	0.003	1.5	2.3	mg/kg	0.0035 U			0.0012 U	0.0017 U			0.0026 U	0.0033 U			0.0028 U	0.0030 U	0.0030 U	0.0030 U	0.0026 U
Dibromomethane		96	550	mg/kg	0.0049 U			0.0017 U	0.0024 U			0.0026 U	0.0033 U			0.0028 U	0.0030 U	0.0030 U	0.0030 U	0.0026 U
Dichlorodifluoromethane		77	410	mg/kg	0.0070 U			0.0025 U	0.0035 U			0.0028 U	0.0035 U			0.0030 U	0.0032 U	0.0032 U	0.0032 U	0.0027 U
Ethylbenzene	0.6	1,500	9,200	mg/kg	0.0035 U			0.0012 U	0.0017 U			0.0030 U	0.0037 U			0.0032 U	0.0034 U	0.0034 U	0.0034 U	0.0029 U
Iodomethane				mg/kg	0.019 U			0.0068 U	0.0096 U			0.0026 U	0.0033 U			0.0028 U	0.0030 U	0.0030 U	0.0030 U	0.0026 U
Isopropylbenzene (Cumene)	0.2	220	1,200	mg/kg	0.0037 U			0.0013 U	0.0018 U			0.0031 U	0.0038 U			0.0032 U	0.0035 U	0.0035 U	0.0035 U	0.0030 U
Methyl-tert-butyl ether	0.09	4,400	24,000	mg/kg	0.0029 U			0.0010 U	0.0015 U			0.0026 U	0.0033 U			0.0028 U	0.0030 U	0.0030 U	0.0030 U	0.0026 U
Methylene Chloride	0.02	17	26	mg/kg	0.0059 U			0.0049 I	0.0029 U			0.0026 U	0.0033 U			0.0028 U	0.0030 U	0.0030 U	0.0030 U	0.0026 U
Styrene	3.6	3,600	23,000	mg/kg	0.0035 U			0.0012 U	0.0017 U			0.0026 U	0.0033 U			0.0028 U	0.0030 U	0.0030 U	0.0030 U	0.0026 U
Tetrachloroethene	0.03	8.8	18	mg/kg	0.0033 U			0.0012 U	0.0016 U			0.0026 U	0.0033 U			0.0028 U	0.0030 U	0.0030 U	0.0030 U	0.0026 U
Toluene	0.5	7,500	60,000	mg/kg	0.0035 U			0.0012 U	0.0017 U			0.0029 U	0.0035 U			0.0030 U	0.0033 U	0.0032 U	0.0033 U	0.0028 U
Trichloroethene	0.03	6.4	9.3	mg/kg	0.0041 U			0.0014 U	0.0020 U			0.0030 U	0.0037 U			0.0031 U	0.0034 U	0.0034 U	0.0034 U	0.0029 U
Trichlorofluoromethane		270	1,500	mg/kg	0.0043 U			0.0015 U	0.0021 U			0.0029 U	0.0036 U			0.0030 U	0.0033 U	0.0032 U	0.0033 U	0.0028 U
Vinyl acetate	0.4	320	1,700	mg/kg	0.017 U			0.0060 U	0.0085 U			0.0027 U	0.0033 U			0.0028 U	0.0030 U	0.0030 U	0.0031 U	0.0026 U
Vinyl chloride	0.007	0.2	0.8	mg/kg	0.0035 U			0.0012 U	0.0017 U			0.0028 U	0.0035 U			0.0030 U	0.0032 U	0.0032 U	0.0033 U	0.0027 U
Xylene (Total)	0.2	130	700	mg/kg	0.0070 U			0.0025 U	0.0035 U			0.0054 U	0.0067 U			0.0057 U	0.0062 U	0.0061 U	0.0062 U	0.0052 U
cis-1,2-Dichloroethene		33	180	mg/kg	0.0027 U			0.00096 U	0.0014 U			0.0026 U	0.0033 U			0.0028 U	0.0030 U	0.0030 U	0.0030 U	0.0026 U
cis-1,3-Dichloropropene				mg/kg	0.0035 U			0.0012 U	0.0017 U			0.0026 U	0.0033 U			0.0028 U	0.0030 U	0.0030 U	0.0030 U	0.0026 U
m&p-Xylene				mg/kg	0.0070 U			0.0025 U	0.0035 U			0.0054 U	0.0067 U			0.0057 U	0.0062 U	0.0061 U	0.0062 U	0.0052 U
n-Butylbenzene				mg/kg	0.0035 U			0.0012 U	0.0017 U			0.0032 U	0.0039 U			0.0034 U J(M1)	0.0036 U	0.0036 U	0.0037 U	0.0031 U
n-Propylbenzene				mg/kg	0.0033 U			0.0012 U	0.0016 U			0.0028 U	0.0034 U			0.0029 U	0.0032 U	0.0032 U	0.0032 U	0.0027 U
o-Xylene				mg/kg	0.0037 U			0.0013 U	0.0018 U			0.0027 U	0.0034 U			0.0029 U	0.0031 U	0.0031 U	0.0031 U	0.0026 U
p-Isopropyltoluene		960	5,600	mg/kg	0.0033 U			0.0012 U	0.0016 U			0.0032 U	0.0039 U			0.0034 U J(M1)	0.0036 U	0.0036 U	0.0037 U	0.0031 U
sec-Butylbenzene				mg/kg	0.0031 U			0.0011 U	0.0016 U			0.0031 U	0.0038 U			0.0032 U J(M1)	0.0035 U	0.0034 U	0.0035 U	0.0030 U
tert-Butylbenzene				mg/kg	0.0039 U			0.0014 U	0.0019 U			0.0030 U	0.0038 U			0.0032 U	0.0035 U	0.0034 U	0.0035 U	0.0029 U
trans-1,2-Dichloroethene	0.7	53	290	mg/kg	0.0037 U			0.0013 U	0.0018 U			0.0032 U	0.0040 U			0.0034 U	0.0037 U	0.0036 U	0.0037 U	0.0031 U
trans-1,3-Dichloropropene				mg/kg	0.0029 U			0.0010 U	0.0015 U			0.0026 U	0.0033 U			0.0028 U	0.0030 U	0.0030 U	0.0030 U	0.0026 U

Notes:
- "U" flag indicates concentration was below the method detection limit (MDL).
- "I" flag indicates concentration was between the MDL and practical quantitation limit (PQL).
- "L" - Off-scale high. Actual value is known to be greater than value given.
-"J(M1) flag is an estimated value. Matrix spike recovery exceeded QC limits.
  Batch accepted based on laboratory control sample recovery
- "D3" flag - sample was diluted due to the presence of high levels of non-target analytes or other matrix interference.
-"N2" flag indicates that the lab does not hold NELAC/TNI accreditation for this parameter
-"J(R1)" - Estimated value. RPD value was outside control limits.

Table 4: Soil Analytical Summary - Cadmium, Chromium, Copper, Lead, TCLP Lead and VOCs
Facility Name: Ludlam Trail, Miami, FL

Sample Location	Table II, Ch. 62-777 FAC Soil Cleanup Target Levels				SB-49-3 (0.5-2')	SB-49-4 (0-0.5')	SB-49-4 (0.5-2')	SB-49-5 (0-0.5')	SB-49-5 (0.5-2')
	Leachability Based on Groundwater Criteria	Direct Exposure Residential	Direct Exposure Commercial / Industrial	Units	8/29/17	8/29/17	8/29/17	8/29/17	8/29/17
EPA 6010									
Cadmium	7.5	82	1,700	mg/kg	0.027 U	0.071 I	0.067 I	0.21	0.089
Chromium	38	210	470	mg/kg	1.4	9.2	15.4	14.1	18.2
Copper		150	89,000	mg/kg	1.8	4.4	2.9	7.0	3.0
Lead		400	1,400	mg/kg	1.8	13.7	14.1	23.0	9.4
Lead TCLP				mg/L					
EPA 8260									
1,1,1,2-Tetrachloroethane		2.9	4.3	mg/kg	0.0029 U	0.0034 U	0.0028 U	0.0039 U	0.0027 U
1,1,1-Trichloroethane	1.9	730	3,900	mg/kg	0.0032 U	0.0037 U	0.0030 U	0.0043 U	0.0030 U
1,1,2,2-Tetrachloroethane	0.001	0.7	1.2	mg/kg	0.0029 U	0.0034 U	0.0028 U	0.0039 U	0.0027 U
1,1,2-Trichloroethane	0.03	1.4	2	mg/kg	0.0029 U	0.0034 U	0.0028 U	0.0039 U	0.0027 U
1,1-Dichloroethane		390	2,100	mg/kg	0.0032 U	0.0037 U	0.0030 U	0.0043 U	0.0030 U
1,1-Dichloroethene	0.06	95	510	mg/kg	0.0029 U	0.0034 U	0.0028 U	0.0039 U	0.0027 U
1,1-Dichloropropene				mg/kg	0.0030 U	0.0035 U	0.0028 U	0.0040 U	0.0028 U
1,2,3-Trichlorobenzene	4.6	650	8,200	mg/kg	0.0029 U	0.0034 U	0.0028 U	0.0039 U	0.0027 U
1,2,3-Trichloropropane	0.0001	0.06	0.1	mg/kg	0.0029 U	0.0034 U	0.0028 U	0.0039 U	0.0027 U
1,2,3-Trimethylbenzene		18	96	mg/kg	0.0029 U N2	0.0034 U N2	0.0028 U N2	0.0039 U N2	0.0027 U N2
1,2,4-Trichlorobenzene	5.3	660	8,500	mg/kg	0.0029 U	0.0034 U	0.0028 U	0.0039 U	0.0027 U
1,2,4-Trimethylbenzene	0.3	18	95	mg/kg	0.0033 U	0.0038 U	0.0031 U	0.0044 U	0.0031 U
1,2-Dichlorobenzene	17	880	5,000	mg/kg	0.0029 U	0.0034 U	0.0028 U	0.0039 U	0.0027 U
1,2-Dichloroethane	0.01	0.5	0.7	mg/kg	0.0029 U	0.0034 U	0.0028 U	0.0039 U	0.0027 U
1,2-Dichloropropane	0.03	0.6	0.9	mg/kg	0.0029 U	0.0034 U	0.0028 U	0.0039 U	0.0027 U
1,3,5-Trimethylbenzene	0.3	15	80	mg/kg	0.0034 U	0.0039 U	0.0032 U	0.0045 U	0.0032 U
1,3-Dichlorobenzene	7	380	2,200	mg/kg	0.0029 U	0.0034 U	0.0028 U	0.0039 U	0.0027 U
1,3-Dichloropropane				mg/kg	0.0029 U	0.0034 U	0.0028 U	0.0039 U	0.0027 U
1,4-Dichlorobenzene	2.2	6.4	9.9	mg/kg	0.0029 U	0.0034 U	0.0028 U	0.0039 U	0.0027 U
2,2-Dichloropropane				mg/kg	0.0030 U	0.0035 U	0.0029 U	0.0041 U	0.0028 U
2-Butanone (MEK)	17	16,000	110,000	mg/kg	0.0029 U	0.019	0.0028 U	0.0039 U	0.0027 U
2-Chlorotoluene	2.8	200	1,200	mg/kg	0.0029 U	0.0034 U	0.0028 U	0.0039 U	0.0027 U
2-Hexanone		24	130	mg/kg	0.0029 U	0.0034 U	0.0028 U	0.0039 U	0.0027 U
4-Chlorotoluene		170	990	mg/kg	0.0029 U	0.0034 U	0.0028 U	0.0039 U	0.0027 U
4-Methyl-2-pentanone (MIBK)	2.6	4,300	44,000	mg/kg	0.0029 U	0.0034 U	0.0028 U	0.0039 U	0.0027 U
Acetone	25	11,000	68,000	mg/kg	0.012 U	0.37	0.011 U	0.077	0.011 I
Acetonitrile				mg/kg	0.029 U	0.034 U	0.028 U	0.039 U	0.027 U
Benzene	0.007	1.2	1.7	mg/kg	0.0030 U	0.0035 U	0.0028 U	0.0040 U	0.0028 U
Bromobenzene				mg/kg	0.0029 U	0.0034 U	0.0028 U	0.0039 U	0.0027 U
Bromochloromethane		95	530	mg/kg	0.0029 U	0.0034 U	0.0028 U	0.0039 U	0.0027 U
Bromodichloromethane	0.004	1.5	2.2	mg/kg	0.0029 U	0.0034 U	0.0028 U	0.0039 U	0.0027 U
Bromoform	0.03	48	93	mg/kg	0.0029 U	0.0034 U	0.0028 U	0.0039 U	0.0027 U
Bromomethane	0.05	3.1	16	mg/kg	0.0029 U	0.0034 U	0.0028 U	0.0039 U	0.0027 U
Carbon disulfide	5.6	270	1,500	mg/kg	0.0029 U	0.0034 U	0.0028 U	0.0039 U	0.0027 U
Carbon tetrachloride	0.04	0.5	0.7	mg/kg	0.0029 U	0.0034 U	0.0028 U	0.0039 U	0.0027 U
Chlorobenzene	1.3	120	650	mg/kg	0.0029 U	0.0034 U	0.0028 U	0.0039 U	0.0027 U
Chloroethane		3.9	5.4	mg/kg	0.0042 U	0.0049 U	0.0040 U	0.0056 U	0.0039 U
Chloroform	0.4	0.4	0.6	mg/kg	0.0035 U	0.0040 U	0.0033 U	0.0046 U	0.0032 U
Chloromethane	0.02	4	5.7	mg/kg	0.0033 U	0.0038 U	0.0031 U	0.0044 U	0.0031 U
Dibromochloromethane	0.003	1.5	2.3	mg/kg	0.0029 U	0.0034 U	0.0028 U	0.0039 U	0.0027 U
Dibromomethane		96	550	mg/kg	0.0029 U	0.0034 U	0.0028 U	0.0039 U	0.0027 U
Dichlorodifluoromethane		77	410	mg/kg	0.0031 U	0.0036 U	0.0029 U	0.0042 U	0.0029 U
Ethylbenzene	0.6	1,500	9,200	mg/kg	0.0033 U	0.0039 U	0.0031 U	0.0044 U	0.0031 U
Iodomethane				mg/kg	0.0029 U	0.0034 U	0.0028 U	0.0039 U	0.0027 U
Isopropylbenzene (Cumene)	0.2	220	1,200	mg/kg	0.0034 U	0.0040 U	0.0032 U	0.0045 U	0.0032 U
Methyl-tert-butyl ether	0.09	4,400	24,000	mg/kg	0.0029 U	0.0034 U	0.0028 U	0.0039 U	0.0027 U
Methylene Chloride	0.02	17	26	mg/kg	0.0029 U	0.0034 U	0.0028 U	0.0039 U	0.0027 U
Styrene	3.6	3,600	23,000	mg/kg	0.0029 U	0.0034 U	0.0028 U	0.0039 U	0.0027 U
Tetrachloroethene	0.03	8.8	18	mg/kg	0.0029 U	0.0034 U	0.0028 U	0.0039 U	0.0027 U
Toluene	0.5	7,500	60,000	mg/kg	0.0032 U	0.0037 U	0.0030 U	0.0042 U	0.0030 U
Trichloroethene	0.03	6.4	9.3	mg/kg	0.0033 U	0.0039 U	0.0031 U	0.0044 U	0.0031 U
Trichlorofluoromethane		270	1,500	mg/kg	0.0032 U	0.0037 U	0.0030 U	0.0043 U	0.0030 U
Vinyl acetate	0.4	320	1,700	mg/kg	0.0029 U	0.0034 U	0.0028 U	0.0040 U	0.0028 U
Vinyl chloride	0.007	0.2	0.8	mg/kg	0.0031 U	0.0037 U	0.0030 U	0.0042 U	0.0029 U
Xylene (Total)	0.2	130	700	mg/kg	0.0060 U	0.0070 U	0.0057 U	0.0081 U	0.0056 U
cis-1,2-Dichloroethene		33	180	mg/kg	0.0029 U	0.0034 U	0.0028 U	0.0039 U	0.0027 U
cis-1,3-Dichloropropene				mg/kg	0.0029 U	0.0034 U	0.0028 U	0.0039 U	0.0027 U
m&p-Xylene				mg/kg	0.0060 U	0.0070 U	0.0057 U	0.0081 U	0.0056 U
n-Butylbenzene				mg/kg	0.0035 U	0.0041 U	0.0033 U	0.0047 U	0.0033 U
n-Propylbenzene				mg/kg	0.0031 U	0.0036 U	0.0029 U	0.0041 U	0.0029 U
o-Xylene				mg/kg	0.0030 U	0.0035 U	0.0029 U	0.0040 U	0.0028 U
p-Isopropyltoluene		960	5,600	mg/kg	0.0035 U	0.012	0.0033 U	0.0047 U	0.0033 U
sec-Butylbenzene				mg/kg	0.0034 U	0.0040 U	0.0032 U	0.0045 U	0.0032 U
tert-Butylbenzene				mg/kg	0.0034 U	0.0039 U	0.0032 U	0.0045 U	0.0032 U
trans-1,2-Dichloroethene	0.7	53	290	mg/kg	0.0036 U	0.0042 U	0.0034 U	0.0048 U	0.0033 U
trans-1,3-Dichloropropene				mg/kg	0.0029 U	0.0034 U	0.0028 U	0.0039 U	0.0027 U

Notes:
- "U" flag indicates concentration was below the method detection limit (MDL).
- "I" flag indicates concentration was between the MDL and practical quantitation limit (PQL).
- "L" - Off-scale high. Actual value is known to be greater than value given.
-"J(M1) flag is an estimated value. Matrix spike recovery exceeded QC limits.
  Batch accepted based on laboratory control sample recovery
- "D3" flag - sample was diluted due to the presence of high levels of non-target analytes or other matrix interference.
-"N2" flag indicates that the lab does not hold NELAC/TNI accreditation for this parameter
-"J(R1)" - Estimated value. RPD value was outside control limits.

Table 5: Groundwater Analytical Summary - Temporary Well Points
Facility Name: Ludlam Trail

Well Designation / Sample Date	Table I, Ch. 62-777, FAC Groundwater Cleanup Target Levels	Table V, Ch. 62-777, FAC Natural Attenuation Default Source Concentrations	Units	TWP-1 9/5/2017	TWP-3 9/1/2017	TWP-7 9/1/2017	TWP-10 9/1/2017	TWP-12 9/5/2017	TWP-14 9/5/2017	TWP-16 9/5/2017	TWP-17 9/1/2017	TWP-18 8/31/2017	TWP-19 8/31/2017	TWP-21 8/31/2017	TWP-23 8/31/2017	TWP-25 8/30/2017	TWP-27 8/31/2017
Field Parameters																	
Turbidity			NTU	125	638	553	16	42	18.6	67	19.6	163	17.7	*	171	*	125
EPA 350.1																	
Nitrogen, Ammonia	2,800		ug/L														
EPA 6010																	
Arsenic	10	100	ug/L	5.0 U J(L1) L5	**67.7**	**69.8**	***138***	**11.2 J(L1) L5**	5.4 I J(L1) L5	5.0 U J(L1) L5	**26.0**	5.0 U	6.2 I	5.0 U	5.0 U	5.0 U	**16.8**
Arsenic, Dissolved	10	100	ug/L	N/A	**47.5**	**65.4**	***141***	**15.5**	N/A		**29.9**						**18.2**
Cadmium	5	50	ug/L	0.50 U J(L1) L5	0.50 U	0.50 U	0.50 U	0.50 U J(L1) L5	0.50 U J(L1) L5	0.50 U J(L1) L5	0.50 U	0.50 U	0.50 U	0.50 U	0.50 U	0.50 U	0.50 U
Chromium	100	1,000	ug/L	5.1 J(L1) L5	10.0	4.1 I	2.5 U	2.8 I J(L1) L5	2.5 U J(L1) L5	2.5 U J(L1) L5	2.5 U	2.5 U	2.5 U	2.5 U	2.5 U	2.8 I	2.5 U
Copper	1,000	10,000	ug/L	2.5 U	3.5 I	2.5 U	2.5 U	2.5 U	2.5 U	2.5 U	2.5 U	2.5 U	3.1 I	2.5 U	2.5 U	2.5 U	2.5 U
Lead	15	150	ug/L	5.4 I J(L1) L5	5.6 I	5.0 U	5.0 U	5.0 U J(L1) L5	5.0 U J(L1) L5	5.0 U J(L1) L5	5.0 U	5.0 U	5.0 U	5.0 U	5.0 U	5.0 U	5.0 U
EPA 8260																	
1,1,1,2-Tetrachloroethane	1.3	130	ug/L	0.50 U	0.50 U	0.50 U	0.50 U	0.50 U	0.50 U	0.50 U	0.50 U	0.50 U	0.50 U	0.50 U	0.50 U	0.50 U	0.50 U
1,1,1-Trichloroethane	200	2,000	ug/L	0.50 U	0.50 U	0.50 U	0.50 U	0.50 U	0.50 U	0.50 U	0.50 U	0.50 U	0.50 U	0.50 U	0.50 U	0.50 U	0.50 U
1,1,2,2-Tetrachloroethane	0.2	20	ug/L	0.12 U	0.12 U	0.12 U	0.12 U	0.12 U	0.12 U	0.12 U	0.12 U	0.12 U	0.12 U	0.12 U	0.12 U	0.12 U	0.12 U
1,1,2-Trichloroethane	5	500	ug/L	0.50 U	0.50 U	0.50 U	0.50 U	0.50 U	0.50 U	0.50 U	0.50 U	0.50 U	0.50 U	0.50 U	0.50 U	0.50 U	0.50 U
1,1-Dichloroethane	70	700	ug/L	0.50 U	0.50 U	0.50 U	0.50 U	0.50 U	0.50 U	0.50 U	0.50 U	0.50 U	0.50 U	0.50 U	0.50 U	0.50 U	0.50 U
1,1-Dichloroethene	7	70	ug/L	0.50 U	0.50 U	0.50 U	0.50 U	0.50 U	0.50 U	0.50 U	0.50 U	0.50 U	0.50 U	0.50 U	0.50 U	0.50 U	0.50 U
1,1-Dichloropropene			ug/L	0.50 U	0.50 U	0.50 U	0.50 U	0.50 U	0.50 U	0.50 U	0.50 U	0.50 U	0.50 U	0.50 U	0.50 U	0.50 U	0.50 U
1,2,3-Trichlorobenzene	70	700	ug/L	0.50 U J(L1)	0.50 U	0.50 U	0.50 U J(L1)	0.50 U J(L1)	0.50 U J(L1)	0.50 U J(L1)	0.50 U	0.50 U J(L1)	0.50 U J(L1)	0.50 U J(L1)	0.50 U	0.50 U	0.50 U
1,2,3-Trichloropropane	0.02	2	ug/L	0.59 U	0.59 U	0.59 U	0.59 U	0.59 U	0.59 U	0.59 U	0.59 U	0.59 U	0.59 U	0.59 U	0.59 U	0.59 U	0.59 U
1,2,3-Trimethylbenzene	10	100	ug/L	1.0 U	1.0 U	1.0 U	1.0 U	1.0 U	1.0 U	1.0 U	1.0 U	1.0 U	1.0 U	1.0 U	1.0 U	1.0 U	
1,2,4-Trichlorobenzene	70	700	ug/L	0.50 U	0.50 U	0.50 U	0.50 U	0.50 U	0.50 U	0.50 U	0.50 U	0.50 U	0.50 U	0.50 U	0.50 U	0.50 U	0.50 U
1,2,4-Trimethylbenzene	10	100	ug/L	0.50 U	0.50 U	0.50 U	0.50 U	0.50 U	0.50 U	0.50 U	0.50 U	0.50 U	0.50 U	0.50 U	0.50 U	0.50 U	0.50 U
1,2-Dichlorobenzene	600	6,000	ug/L	0.50 U	0.50 U	0.50 U	0.50 U	0.50 U	0.50 U	0.50 U	0.50 U	0.50 U	0.50 U	0.50 U	0.50 U	0.50 U	0.50 U
1,2-Dichloroethane	3	300	ug/L	0.50 U	0.50 U	0.50 U	0.50 U	0.50 U	0.50 U	0.50 U	0.50 U	0.50 U	0.50 U	0.50 U	0.50 U	0.50 U	0.50 U
1,2-Dichloropropane	5	500	ug/L	0.50 U	0.50 U	0.50 U	0.50 U	0.50 U	0.50 U	0.50 U	0.50 U	0.50 U	0.50 U	0.50 U	0.50 U	0.50 U	0.50 U
1,3,5-Trimethylbenzene	10	100	ug/L	0.50 U	0.50 U	0.50 U	0.50 U	0.50 U	0.50 U	0.50 U	0.50 U	0.50 U	0.50 U	0.50 U	0.50 U	0.50 U	0.50 U
1,3-Dichlorobenzene	210	2,100	ug/L	0.50 U	0.50 U	0.50 U	0.50 U	0.50 U	0.50 U	0.50 U	0.50 U	0.50 U	0.50 U	0.50 U	0.50 U	0.50 U	0.50 U
1,3-Dichloropropane			ug/L	0.50 U	0.50 U	0.50 U	0.50 U	0.50 U	0.50 U	0.50 U	0.50 U	0.50 U	0.50 U	0.50 U	0.50 U	0.50 U	0.50 U
1,4-Dichlorobenzene	75	7,500	ug/L	0.50 U	0.50 U	0.50 U	0.50 U	0.50 U	0.50 U	0.50 U	0.50 U	0.50 U	0.50 U	0.50 U	0.50 U	0.50 U	0.50 U
2,2-Dichloropropane			ug/L	0.50 U	0.50 U	0.50 U	0.50 U	0.50 U	0.50 U	0.50 U	0.50 U	0.50 U	0.50 U	0.50 U	0.50 U	0.50 U	0.50 U
2-Butanone (MEK)	4,200	42,000	ug/L	5.0 U	5.0 U	5.0 U	5.0 U	5.0 U	5.0 U	5.0 U	5.0 U	5.0 U	5.0 U	5.0 U	5.0 U	5.0 U	5.0 U
2-Chlorotoluene	140	1,400	ug/L	0.50 U	0.50 U	0.50 U	0.50 U	0.50 U	0.50 U	0.50 U	0.50 U	0.50 U	0.50 U	0.50 U	0.50 U	0.50 U	0.50 U
2-Hexanone	280	2,800	ug/L	5.0 U	5.0 U	5.0 U	5.0 U	5.0 U	5.0 U	5.0 U	5.0 U	5.0 U	5.0 U	5.0 U	5.0 U	5.0 U J(L2)	5.0 U
4-Chlorotoluene	140	1,400	ug/L	0.50 U	0.50 U	0.50 U	0.50 U	0.50 U	0.50 U	0.50 U	0.50 U	0.50 U	0.50 U	0.50 U	0.50 U	0.50 U	0.50 U
4-Methyl-2-pentanone (MIBK)	560	5,600	ug/L	5.0 U	5.0 U	5.0 U	5.0 U	5.0 U	5.0 U	5.0 U	5.0 U	5.0 U	5.0 U	5.0 U	5.0 U	5.0 U	5.0 U
Acetone	6,300	63,000	ug/L	18.7 I	21.9	22.3	21.8	36.7	10.0 U	13.1 I	76.4	13.1 I	20.6	10.0 U	41.5	19.2 I	10.0 U
Acetonitrile	42		ug/L	5.0 U	5.0 U	5.0 U	5.0 U	5.0 U	5.0 U	5.0 U	5.0 U	5.0 U	5.0 U	5.0 U	5.0 U	5.0 U	5.0 U
Benzene	1	100	ug/L	0.10 U	0.10 U	0.10 U	0.10 U	0.10 U	0.10 U	0.10 U	0.10 U	0.10 U	0.10 U	0.10 U	0.10 U	0.10 U	0.10 U
Bromobenzene			ug/L	0.50 U	0.50 U	0.50 U	0.50 U	0.50 U	0.50 U	0.50 U	0.50 U	0.50 U	0.50 U	0.50 U	0.50 U	0.50 U	0.50 U
Bromochloromethane	91	910	ug/L	0.50 U	0.50 U	0.50 U	0.50 U	0.50 U	0.50 U	0.50 U	0.50 U	0.50 U	0.50 U	0.50 U	0.50 U	0.50 U	0.50 U
Bromodichloromethane	0.6	60	ug/L	0.27 U	0.27 U	0.27 U	0.27 U	0.27 U	0.27 U	0.27 U	0.27 U	0.27 U	0.27 U	0.27 U	0.27 U	0.27 U	0.27 U
Bromoform	4.4	440	ug/L	0.50 U	0.50 U	0.50 U	0.50 U	0.50 U	0.50 U	0.50 U	0.50 U	0.50 U	0.50 U	0.50 U	0.50 U	0.50 U	0.50 U
Bromomethane	9.8	98	ug/L	0.50 U	0.50 U	0.50 U	0.50 U	0.50 U	0.50 U	0.50 U	0.50 U	0.50 U	0.50 U	0.50 U	0.50 U	0.50 U	0.50 U
Carbon disulfide	700	7,000	ug/L	5.0 U	5.0 U	5.0 U	5.0 U	5.0 U	5.0 U	5.0 U	5.0 U	5.0 U	5.0 U	5.0 U	5.0 U	5.0 U	5.0 U
Carbon tetrachloride	3	300	ug/L	0.50 U	0.50 U	0.50 U	0.50 U	0.50 U	0.50 U	0.50 U	0.50 U	0.50 U	0.50 U	0.50 U	0.50 U	0.50 U	0.50 U
Chlorobenzene	100	1,000	ug/L	0.50 U	0.50 U	0.50 U	0.50 U	0.50 U	0.50 U	0.50 U	0.50 U	0.50 U	0.50 U	0.50 U	0.50 U	0.50 U	0.50 U
Chloroethane	12	1,200	ug/L	0.50 U	0.50 U	0.50 U	0.50 U	0.50 U	0.50 U	0.50 U	0.50 U	0.50 U	0.50 U	0.50 U	0.50 U	0.50 U	0.50 U
Chloroform	70	700	ug/L	0.50 U	0.50 U	0.50 U	0.50 U	0.50 U	0.50 U	0.50 U	0.50 U	0.50 U	0.50 U	0.50 U	0.50 U	0.50 U	0.60 I
Chloromethane	2.7	270	ug/L	0.62 U	0.62 U	0.62 U	0.62 U	**3.0**/1.9*	1.3	0.62 U	0.62 U	0.62 U	0.62 U	0.62 U	**3.2**	0.62 U	1.1
Dibromochloromethane	0.4	40	ug/L	0.26 U	0.26 U	0.26 U	0.26 U	0.26 U	0.26 U	0.26 U	0.26 U	0.26 U	0.26 U	0.26 U	0.26 U	0.26 U	0.26 U
Dibromomethane	70		ug/L	0.50 U	0.50 U	0.50 U	0.50 U	0.50 U	0.50 U	0.50 U	0.50 U	0.50 U	0.50 U	0.50 U	0.50 U	0.50 U	0.50 U
Dichlorodifluoromethane	1,400	14,000	ug/L	0.50 U	0.50 U	0.50 U	0.50 U	0.50 U	0.50 U	0.50 U	0.50 U	0.50 U	0.50 U	0.50 U	0.50 U	0.50 U	0.50 U
Ethylbenzene	30	300	ug/L	0.50 U	0.50 U	0.50 U	0.50 U	0.50 U	0.50 U	0.50 U	0.50 U	0.50 U	0.50 U	0.50 U	0.50 U	0.50 U	0.50 U
Iodomethane			ug/L	0.50 U	0.50 U	0.50 U	0.50 U	0.50 U	0.50 U	0.50 U	0.50 U	0.50 U	0.50 U	0.50 U	0.50 U	0.50 U	0.50 U
Isopropylbenzene (Cumene)	0.8	8	ug/L	0.50 U	0.50 U	0.50 U	0.50 U	0.50 U	0.50 U	0.50 U	0.50 U	0.50 U	0.50 U	0.50 U	0.50 U	0.50 U	0.50 U
Methyl-tert-butyl ether	20	200	ug/L	0.50 U	0.50 U	0.50 U	0.50 U	0.50 U	0.50 U	0.50 U	0.50 U	0.50 U	0.50 U	0.50 U	0.50 U	0.50 U	0.50 U
Methylene Chloride	5	500	ug/L	2.5 U	2.5 U	2.5 U	2.5 U	2.5 U	2.5 U	2.5 U	2.5 U	2.5 U	2.5 U	2.5 U	2.5 U	2.5 U	2.5 U
Styrene	100	1,000	ug/L	0.50 U	0.50 U	0.50 U	0.50 U	0.50 U	0.50 U	0.50 U	0.50 U	0.50 U	0.50 U	0.50 U	0.50 U	0.50 U	0.50 U
Tetrachloroethene	3	300	ug/L	0.50 U	0.50 U	0.50 U	0.50 U	0.50 U	0.50 U	0.50 U	0.50 U	0.50 U	0.50 U	0.50 U	0.50 U	0.50 U	0.50 U

Table 5: Groundwater Analytical Summary - Temporary Well Points
Facility Name: Ludlam Trail

Well Designation / Sample Date	Table I, Ch. 62-777, FAC Groundwater Cleanup Target Levels	Table V, Ch. 62-777, FAC Natural Attenuation Default Source Concentrations	Units	TWP-29 8/30/2017	TWP-31 8/31/2017	TWP-33 8/30/2017	TWP-35 8/31/2017	TWP-37 8/30/2017	TWP-39 8/30/2017	TWP-41 8/30/2017	TWP-43 8/30/2017	TWP-45 8/29/2017	TWP-47 8/29/2017	TWP-49 8/29/2017
Field Parameters														
Turbidity			NTU	10.7	41.7	343	31.7	351	45.3	1.67	11.3	23.8	10.7	30.3
EPA 350.1														
Nitrogen, Ammonia	2,800		ug/L		20 U									
EPA 6010														
Arsenic	10	100	ug/L	**18.9**	5.0 U	***155***	5.0 U	***192***	5.0 U	5.0 U	**77.1**	**21.9**	5.0 U	5.0 U
Arsenic, Dissolved	10	100	ug/L	**16.6**		***170***		***197***						
Cadmium	5	50	ug/L	0.50 U	0.50 U	0.50 U	0.50 U	0.50 U	0.50 U	0.50 U	0.50 U	0.50 U	0.50 U	0.50 U
Chromium	100	1,000	ug/L	2.5 U	2.5 U	2.5 U	2.5 U	3.3 I	2.5 U	2.5 U	2.5 U	2.5 U	2.5 U	2.5 U
Copper	1,000	10,000	ug/L	2.5 U	2.5 U	2.5 U	2.5 U	2.5 U	2.5 U	2.5 U	2.5 U	2.5 U	2.5 U	2.5 U
Lead	15	150	ug/L	5.0 U	5.0 U	5.0 U	5.0 U	5.0 U	5.0 U	5.0 U	5.0 U	5.0 U	5.0 U	5.0 U
EPA 8260														
1,1,1,2-Tetrachloroethane	1.3	130	ug/L	0.50 U	0.50 U	0.50 U	0.50 U	0.50 U	0.50 U	0.50 U	0.50 U	0.50 U	0.50 U	0.50 U
1,1,1-Trichloroethane	200	2,000	ug/L	0.50 U	0.50 U	0.50 U	0.50 U	0.50 U	0.50 U	0.50 U	0.50 U	0.50 U	0.50 U	0.50 U
1,1,2,2-Tetrachloroethane	0.2	20	ug/L	0.12 U	0.12 U	0.12 U	0.12 U	0.12 U	0.12 U	0.12 U	0.12 U	0.12 U	0.12 U	0.12 U
1,1,2-Trichloroethane	5	500	ug/L	0.50 U	0.50 U	0.50 U	0.50 U	0.50 U	0.50 U	0.50 U	0.50 U	0.50 U	0.50 U	0.50 U
1,1-Dichloroethane	70	700	ug/L	0.50 U	0.50 U	0.50 U	0.50 U	0.50 U	0.50 U	0.50 U	0.50 U	0.50 U	0.50 U	0.50 U
1,1-Dichloroethene	7	70	ug/L	0.50 U	0.50 U	0.50 U	0.50 U	0.50 U	0.50 U	0.50 U	0.50 U	0.50 U	0.50 U	0.50 U
1,1-Dichloropropene			ug/L	0.50 U	0.50 U	0.50 U	0.50 U	0.50 U	0.50 U	0.50 U	0.50 U	0.50 U	0.50 U	0.50 U
1,2,3-Trichlorobenzene	70	700	ug/L	0.50 U	0.50 U	0.50 U	0.50 U	0.50 U	0.50 U	0.50 U	0.50 U	0.50 U	0.50 U	0.50 U
1,2,3-Trichloropropane	0.02	2	ug/L	0.59 U	0.59 U	0.59 U	0.59 U	0.59 U	0.59 U	0.59 U	0.59 U	0.59 U	0.59 U	0.59 U
1,2,3-Trimethylbenzene	10	100	ug/L	1.0 U		1.0 U		1.0 U	1.0 U	1.0 U	1.0 U	1.0 U	1.0 U	1.0 U
1,2,4-Trichlorobenzene	70	700	ug/L	0.50 U	0.50 U	0.50 U	0.50 U	0.50 U	0.50 U	0.50 U	0.50 U	0.50 U	0.50 U	0.50 U
1,2,4-Trimethylbenzene	10	100	ug/L	0.50 U	0.50 U	0.50 U	0.50 U	0.50 U	0.50 U	0.50 U	0.50 U	0.50 U	0.50 U	0.50 U
1,2-Dichlorobenzene	600	6,000	ug/L	0.50 U	0.50 U	0.50 U	0.50 U	0.50 U	0.50 U	0.50 U	0.50 U	0.50 U	0.50 U	0.50 U
1,2-Dichloroethane	3	300	ug/L	0.50 U	0.50 U	0.50 U	0.50 U	0.50 U	0.50 U	0.50 U	0.50 U	0.50 U	0.50 U	0.50 U
1,2-Dichloropropane	5	500	ug/L	0.50 U	0.50 U	0.50 U	0.50 U	0.50 U	0.50 U	0.50 U	0.50 U	0.50 U	0.50 U	0.50 U
1,3,5-Trimethylbenzene	10	100	ug/L	0.50 U	0.50 U	0.50 U	0.50 U	0.50 U	0.50 U	0.50 U	0.50 U	0.50 U	0.50 U	0.50 U
1,3-Dichlorobenzene	210	2,100	ug/L	0.50 U	0.50 U	0.50 U	0.50 U	0.50 U	0.50 U	0.50 U	0.50 U	0.50 U	0.50 U	0.50 U
1,3-Dichloropropane			ug/L	0.50 U	0.50 U	0.50 U	0.50 U	0.50 U	0.50 U	0.50 U	0.50 U	0.50 U	0.50 U	0.50 U
1,4-Dichlorobenzene	75	7,500	ug/L	0.50 U	0.50 U	0.50 U	0.50 U	0.50 U	0.50 U	0.50 U	0.50 U	0.50 U	0.50 U	0.50 U
2,2-Dichloropropane			ug/L	0.50 U	0.50 U	0.50 U	0.50 U	0.50 U	0.50 U	0.50 U	0.50 U	0.50 U	0.50 U	0.50 U
2-Butanone (MEK)	4,200	42,000	ug/L	5.0 U	5.0 U	5.0 U	5.0 U	5.0 U	5.0 U	5.0 U	5.0 U	5.0 U	5.0 U J(L2)	5.0 U J(L2)
2-Chlorotoluene	140	1,400	ug/L	0.50 U	0.50 U	0.50 U	0.50 U	0.50 U	0.50 U	0.50 U	0.50 U	0.50 U	0.50 U	0.50 U
2-Hexanone	280	2,800	ug/L	5.0 U J(L2)	5.0 U	5.0 U J(L2)	5.0 U	5.0 U J(L2)	5.0 U J(L2)	5.0 U	5.0 U	5.0 U	5.0 U J(L2)	5.0 U J(L2)
4-Chlorotoluene	140	1,400	ug/L	0.50 U	0.50 U	0.50 U	0.50 U	0.50 U	0.50 U	0.50 U	0.50 U	0.50 U	0.50 U	0.50 U
4-Methyl-2-pentanone (MIBK)	560	5,600	ug/L	5.0 U	5.0 U	5.0 U	5.0 U	5.0 U	5.0 U	5.0 U	5.0 U	5.0 U	5.0 U	5.0 U
Acetone	6,300	63,000	ug/L	10.0 U	27.3	11.1 I	30.5	10.0 U	17.1 I	14.0 I	14.8 I	16.5 I	13.6 I	21.2
Acetonitrile	42		ug/L	5.0 U	5.0 U	5.0 U	5.0 U	5.0 U	5.0 U	5.0 U	5.0 U	5.0 U	5.0 U	5.0 U
Benzene	1	100	ug/L	0.10 U	0.10 U	0.10 U	0.10 U	0.10 U	0.10 U	0.10 U	0.10 U	0.10 U	0.10 U	0.10 U
Bromobenzene			ug/L	0.50 U	0.50 U	0.50 U	0.50 U	0.50 U	0.50 U	0.50 U	0.50 U	0.50 U	0.50 U	0.50 U
Bromochloromethane	91	910	ug/L	0.50 U	0.50 U	0.50 U	0.50 U	0.50 U	0.50 U	0.50 U	0.50 U	0.50 U	0.50 U	0.50 U
Bromodichloromethane	0.6	60	ug/L	0.27 U	0.27 U	0.27 U	0.27 U	0.27 U	0.27 U	0.27 U	0.27 U	0.27 U	0.27 U	0.27 U
Bromoform	4.4	440	ug/L	0.50 U	0.50 U	0.50 U	0.50 U	0.50 U	0.50 U	0.50 U	0.50 U	0.50 U	0.50 U	0.50 U
Bromomethane	9.8	98	ug/L	0.50 U	0.50 U	0.50 U	0.50 U	0.50 U	0.50 U	0.50 U	0.50 U	0.50 U	0.50 U	0.50 U
Carbon disulfide	700	7,000	ug/L	5.0 U	5.0 U	5.0 U	5.0 U	5.0 U	5.0 U	5.0 U	5.0 U	5.0 U	5.0 U	5.0 U
Carbon tetrachloride	3	300	ug/L	0.50 U	0.50 U	0.50 U	0.50 U	0.50 U	0.50 U	0.50 U	0.50 U	0.50 U	0.50 U	0.50 U
Chlorobenzene	100	1,000	ug/L	0.50 U	0.50 U	0.50 U	0.50 U	0.50 U	0.50 U	0.50 U	0.50 U	0.50 U	0.50 U	0.50 U
Chloroethane	12	1,200	ug/L	0.50 U	0.50 U	0.50 U	0.50 U	0.50 U	0.50 U	0.50 U	0.50 U	0.50 U	0.50 U	0.50 U
Chloroform	70	700	ug/L	0.50 U	0.50 U	0.50 U	0.50 U	0.50 U	0.50 U	0.50 U	0.50 U	0.50 U	0.50 U	0.50 U
Chloromethane	2.7	270	ug/L	1.2	**4.4**	0.62 U	0.62 U	1.1	0.62 U	0.62 U	0.62 U	0.62 U	0.62 U	0.62 U
Dibromochloromethane	0.4	40	ug/L	0.26 U	0.26 U	0.26 U	0.26 U	0.26 U	0.26 U	0.26 U	0.26 U	0.26 U	0.26 U	0.26 U
Dibromomethane	70		ug/L	0.50 U	0.50 U	0.50 U	0.50 U	0.50 U	0.50 U	0.50 U	0.50 U	0.50 U	0.50 U	0.50 U
Dichlorodifluoromethane	1,400	14,000	ug/L	0.50 U	0.50 U	0.50 U	0.50 U	0.50 U	0.50 U	0.50 U	0.50 U	0.50 U	0.50 U	0.50 U
Ethylbenzene	30	300	ug/L	0.50 U	0.50 U	0.50 U	0.50 U	0.50 U	0.50 U	0.50 U	0.50 U	0.50 U	0.50 U	0.50 U
Iodomethane			ug/L	0.50 U	0.50 U	0.50 U	0.50 U	0.50 U	0.50 U	0.50 U	0.50 U	0.50 U	0.50 U	0.50 U
Isopropylbenzene (Cumene)	0.8	8	ug/L	0.50 U	0.50 U	0.50 U	0.50 U	0.50 U	0.50 U	0.50 U	0.50 U	0.50 U	0.50 U	0.50 U
Methyl-tert-butyl ether	20	200	ug/L	0.50 U	0.50 U	0.50 U	0.50 U	0.50 U	0.50 U	0.50 U	0.50 U	0.50 U	0.50 U	0.50 U
Methylene Chloride	5	500	ug/L	2.5 U	2.5 U	2.5 U	2.5 U	2.5 U	2.5 U	2.5 U	2.5 U	2.5 U	2.5 U	2.5 U
Styrene	100	1,000	ug/L	0.50 U	0.50 U	0.50 U	0.50 U	0.50 U	0.50 U	0.50 U	0.50 U	0.50 U	0.50 U	0.50 U
Tetrachloroethene	3	300	ug/L	0.50 U	0.50 U	0.50 U	0.50 U	0.50 U	0.50 U	0.50 U	0.50 U	0.50 U	0.50 U	0.50 U

Table 5: Groundwater Analytical Summary - Temporary Well Points
Facility Name: Ludlam Trail

Well Designation / Sample Date	Table I, Ch. 62-777, FAC Groundwater Cleanup Target Levels	Table V, Ch. 62-777, FAC Natural Attenuation Default Source Concentrations	Units	TWP-1 9/5/2017	TWP-3 9/1/2017	TWP-7 9/1/2017	TWP-10 9/1/2017	TWP-12 9/5/2017	TWP-14 9/5/2017	TWP-16 9/5/2017	TWP-17 9/1/2017	TWP-18 8/31/2017	TWP-19 8/31/2017	TWP-21 8/31/2017	TWP-23 8/31/2017	TWP-25 8/30/2017	TWP-27 8/31/2017
Toluene	40	400	ug/L	0.90 I	0.50 U	0.50 U	0.50 U	0.50 U	0.50 U	0.50 U	0.50 U	0.50 U	0.50 U	0.50 U	0.50 U	0.50 U	0.50 U
Trichloroethene	3	300	ug/L	0.50 U	0.50 U	0.50 U	0.50 U	0.50 U	0.50 U	0.50 U	0.50 U	0.50 U	0.50 U	0.50 U	0.50 U	0.50 U	0.50 U
Trichlorofluoromethane	2,100	21,000	ug/L	0.50 U	0.50 U	0.50 U	0.50 U	0.50 U	0.50 U	0.50 U	0.50 U	0.50 U	0.50 U	0.50 U	0.50 U	0.50 U	0.50 U
Vinyl acetate	88	880	ug/L	1.0 U	1.0 U	1.0 U	1.0 U	1.0 U	1.0 U	1.0 U	1.0 U	1.0 U	1.0 U	1.0 U	1.0 U	1.0 U	1.0 U
Vinyl chloride	1	100	ug/L	0.50 U	0.50 U	0.50 U	0.50 U	0.50 U	0.50 U	0.50 U	0.50 U	0.50 U	0.50 U	0.50 U	0.50 U	0.50 U	0.50 U
Xylene (Total)	20	200	ug/L	1.5 U	1.5 U	1.5 U	1.5 U	1.5 U	1.5 U	1.5 U	1.5 U	1.5 U	1.5 U	1.5 U	1.5 U	1.5 U	1.5 U
cis-1,2-Dichloroethene	70	700	ug/L	0.50 U	0.50 U	0.50 U	0.50 U	0.50 U	0.50 U	0.50 U	0.50 U	0.50 U	0.50 U	0.50 U	0.50 U	0.50 U	0.50 U
cis-1,3-Dichloropropene	0.4	40	ug/L	0.25 U	0.25 U	0.25 U	0.25 U	0.25 U	0.25 U	0.25 U	0.25 U	0.25 U	0.25 U	0.25 U	0.25 U	0.25 U	0.25 U
m&p-Xylene			ug/L	1.0 U	1.0 U	1.0 U	1.0 U	1.0 U	1.0 U	1.0 U	1.0 U	1.0 U	1.0 U	1.0 U	1.0 U	1.0 U	1.0 U
n-Butylbenzene			ug/L	0.50 U	0.50 U	0.50 U	0.50 U	0.50 U	0.50 U	0.50 U	0.50 U	0.50 U	0.50 U	0.50 U	0.50 U	0.50 U	0.50 U
n-Propylbenzene			ug/L	0.50 U	0.50 U	0.50 U	0.50 U	0.50 U	0.50 U	0.50 U	0.50 U	0.50 U	0.50 U	0.50 U	0.50 U	0.50 U	0.50 U
o-Xylene			ug/L	0.50 U	0.50 U	0.50 U	0.50 U	0.50 U	0.50 U	0.50 U	0.50 U	0.50 U	0.50 U	0.50 U	0.50 U	0.50 U	0.50 U
p-Isopropyltoluene			ug/L	0.50 U	0.50 U	0.50 U	0.50 U	0.50 U	0.50 U	0.50 U	0.50 U	0.50 U	0.50 U	0.50 U	0.50 U	0.50 U	0.50 U
sec-Butylbenzene	280	2,800	ug/L	0.50 U	0.50 U	0.50 U	0.50 U	0.50 U	0.50 U	0.50 U	0.50 U	0.50 U	0.50 U	0.50 U	0.50 U	0.50 U	0.50 U
tert-Butylbenzene			ug/L	0.50 U	0.50 U	0.50 U	0.50 U	0.50 U	0.50 U	0.50 U	0.50 U	0.50 U	0.50 U	0.50 U	0.50 U	0.50 U	0.50 U
trans-1,2-Dichloroethene	100	1,000	ug/L	0.50 U	0.50 U	0.50 U	0.50 U	0.50 U	0.50 U	0.50 U	0.50 U	0.50 U	0.50 U	0.50 U	0.50 U	0.50 U	0.50 U
trans-1,3-Dichloropropene	0.4	40	ug/L	0.25 U	0.25 U	0.25 U	0.25 U	0.25 U	0.25 U	0.25 U	0.25 U	0.25 U	0.25 U	0.25 U	0.25 U	0.25 U	0.25 U
EPA 8270 by SIM																	
1-Methylnaphthalene	28	280	ug/L	1.0 U J(L1)	1.0 U	2.5 J(L1)	1.0 U	1.0 U	1.0 U	1.0 U	1.0 U J(L1)	1.0 U	1.0 U	1.0 U	1.0 U J(L1)	1.0 U	1.0 U
2-Methylnaphthalene	28	280	ug/L	1.0 U	1.0 U	1.6 I	1.0 U	1.0 U	1.0 U	1.0 U	1.0 U	1.0 U	1.0 U	1.0 U	1.0 U	1.0 U	1.0 U
Acenaphthene	20	200	ug/L	0.025 U	0.025 U	0.025 U	0.025 U	0.025 U	0.025 U	0.025 U	0.025 U	0.025 U	0.025 U	0.025 U	0.025 U	0.025 U	0.025 U
Acenaphthylene	210	2,100	ug/L	0.025 U	0.025 U	0.025 U	0.025 U	0.025 U	0.025 U	0.025 U	0.025 U	0.025 U	0.025 U	0.025 U	0.025 U	0.025 U	0.025 U
Anthracene	2,100	21,000	ug/L	0.025 U	0.025 U	0.025 U	0.025 U	0.025 U	0.025 U	0.025 U	0.025 U	0.025 U	0.025 U	0.025 U	0.025 U	0.025 U	0.025 U
Benzo(a)anthracene	0.05	5	ug/L	0.025 U	0.025 U	0.025 U	0.025 U J(L2)	0.025 U	0.025 U	0.025 U	0.025 U	0.025 U J(L2)	0.025 U J(L2)	0.025 U J(L2)	0.025 U	0.025 U	0.025 U
Benzo(a)pyrene	0.2	20	ug/L	0.025 U	0.025 U	0.025 U	0.025 U	0.025 U	0.025 U	0.025 U	0.025 U	0.025 U	0.025 U	0.025 U	0.025 U	0.025 U	0.025 U
Benzo(b)fluoranthene	0.05	5	ug/L	0.025 U	0.025 U	0.025 U	0.025 U	0.025 U	0.025 U	0.025 U	0.025 U	0.025 U	0.025 U	0.025 U	0.025 U	0.025 U	0.025 U
Benzo(g,h,i)perylene	210	2,100	ug/L	0.028 U	0.028 U	0.028 U	0.028 U	0.028 U	0.028 U	0.028 U	0.028 U	0.028 U	0.028 U	0.028 U	0.028 U	0.028 U	0.028 U
Benzo(k)fluoranthene	0.5	50	ug/L	0.025 U	0.025 U	0.025 U	0.025 U	0.025 U	0.025 U	0.025 U	0.025 U	0.025 U	0.025 U	0.025 U	0.025 U	0.025 U	0.025 U
Chrysene	4.8	480	ug/L	0.025 U	0.025 U	0.025 U	0.025 U	0.025 U	0.025 U	0.025 U	0.025 U	0.025 U	0.025 U	0.025 U	0.025 U	0.025 U	0.025 U
Dibenz(a,h)anthracene	0.005	0.5	ug/L	0.034 U	0.034 U	0.034 U	0.034 U	0.034 U	0.034 U	0.034 U	0.034 U	0.034 U	0.034 U	0.034 U	0.034 U	0.034 U	0.034 U
Fluoranthene	280	2,800	ug/L	0.025 U	0.025 U	0.025 U	0.025 U	0.025 U	0.025 U	0.025 U	0.025 U	0.025 U	0.025 U	0.025 U	0.025 U	0.025 U	0.025 U
Fluorene	280	2,800	ug/L	0.025 U	0.025 U	0.20 I	0.025 U	0.025 U	0.025 U	0.025 U	0.025 U	0.025 U	0.025 U	0.025 U	0.025 U	0.025 U	0.025 U
Indeno(1,2,3-cd)pyrene	0.05	5	ug/L	0.029 U	0.029 U	0.029 U	0.029 U	0.029 U	0.029 U	0.029 U	0.029 U	0.029 U	0.029 U	0.029 U	0.029 U	0.029 U	0.029 U
Naphthalene	14	140	ug/L	1.0 U	1.0 U	1.0 U	1.0 U	1.0 U	1.0 U	1.0 U	1.0 U	1.0 U	1.0 U	1.0 U	1.0 U	1.0 U	1.0 U
Phenanthrene	210	2,100	ug/L	0.050 U	0.050 U	0.26 I	0.050 U	0.050 U	0.050 U	0.050 U	0.050 U	0.051 U	0.050 U	0.050 U	0.050 U	0.050 U	0.050 U
Pyrene	210	2,100	ug/L	0.025 U	0.025 U	0.025 U	0.025 U	0.025 U	0.025 U	0.025 U	0.025 U	0.025 U	0.025 U	0.025 U	0.025 U	0.025 U	0.025 U
FL-PRO																	
Petroleum Range Organics	5,000	50,000	ug/L	800 U	800 U	800 U	800 U	800 U	800 U	800 U	800 U	800 U Q	800 U Q	800 U Q	800 U	800 U	800 U

Notes:
- {BOLDED CONCENTRATION} exceeds its Groundwater Cleanup Target Level (GCTL).
- {BOLDED ITALICIZED CONCENTRATION} exceeds its Natural Attenuation Default Concentration.
- "U" flag indicates concentration was below the method detection limit (MDL).

- "I" flag indicates concentration was between the MDL and practical quantitation limit (PQL).
- "J(L2)" is an estimated value. Analyte recovery in the LCS was below QC limits

  Results for this analyte in associated samples may be biased low.
- "J(L1)" Estimated value. Analyte Analyte recovery in the laboratory control sample (LCS) was above QC limits. Results for this analyte in associated samples may be biased high.
- "CU" flag indicates The continuing calibration for this compound is outside of Pace Analytical acceptance limits. Analyte presence below
- "L5" flag indicates LCS recovery exceeded QC limits. Batch accepted based on matrix spike recovery within LCS limits.
- "Q" flag indicates sample held beyond the accepted holding time.

*, Cloromethane result of 1.9 ug/L at TWM-12 was the result from sampling permanent well MW-12 on Oct. 2, 2017.

Table 5: Groundwater Analytical Summary - Temporary Well Points
Facility Name: Ludlam Trail

Well Designation / Sample Date	Table I, Ch. 62-777, FAC Groundwater Cleanup Target Levels	Table V, Ch. 62-777, FAC Natural Attenuation Default Source Concentrations	Units	TWP-29 8/30/2017	TWP-31 8/31/2017	TWP-33 8/30/2017	TWP-35 8/31/2017	TWP-37 8/30/2017	TWP-39 8/30/2017	TWP-41 8/30/2017	TWP-43 8/30/2017	TWP-45 8/29/2017	TWP-47 8/29/2017	TWP-49 8/29/2017
Toluene	40	400	ug/L	0.50 U	0.50 U	0.50 U	0.50 U	0.50 U	0.50 U	0.50 U	0.50 U	0.50 U	0.94 I	0.94 I
Trichloroethene	3	300	ug/L	0.50 U	0.50 U	0.50 U	0.50 U	0.50 U	0.50 U	0.50 U	0.50 U	0.50 U	0.50 U	0.50 U
Trichlorofluoromethane	2,100	21,000	ug/L	0.50 U	0.50 U	0.50 U	0.50 U	0.50 U	0.50 U	0.50 U	0.50 U	0.50 U	0.50 U	0.50 U
Vinyl acetate	88	880	ug/L	1.0 U	1.0 U	1.0 U	1.0 U	1.0 U	1.0 U	1.0 U	1.0 U	1.0 U	1.0 U	1.0 U
Vinyl chloride	1	100	ug/L	0.50 U	0.50 U	0.50 U	0.50 U	0.50 U	0.50 U	0.50 U	0.50 U	0.50 U	0.50 U	0.50 U
Xylene (Total)	20	200	ug/L	1.5 U	1.5 U	1.5 U	1.5 U	1.5 U	1.5 U	1.5 U	1.5 U	1.5 U	1.5 U	1.5 U
cis-1,2-Dichloroethene	70	700	ug/L	0.50 U	0.50 U	0.50 U	0.50 U	0.50 U	0.50 U	0.50 U	0.50 U	0.50 U	0.50 U	0.50 U
cis-1,3-Dichloropropene	0.4	40	ug/L	0.25 U	0.25 U	0.25 U	0.25 U	0.25 U	0.25 U	0.25 U	0.25 U	0.25 U	0.25 U	0.25 U
m&p-Xylene			ug/L	1.0 U	1.0 U	1.0 U	1.0 U	1.0 U	1.0 U	1.0 U	1.0 U	1.0 U	1.0 U	1.0 U
n-Butylbenzene			ug/L	0.50 U	0.50 U	0.50 U	0.50 U	0.50 U	0.50 U	0.50 U	0.50 U	0.50 U	0.50 U	0.50 U
n-Propylbenzene			ug/L	0.50 U	0.50 U	0.50 U	0.50 U	0.50 U	0.50 U	0.50 U	0.50 U	0.50 U	0.50 U	0.50 U
o-Xylene			ug/L	0.50 U	0.50 U	0.50 U	0.50 U	0.50 U	0.50 U	0.50 U	0.50 U	0.50 U	0.50 U	0.50 U
p-Isopropyltoluene			ug/L	0.50 U	0.50 U	0.50 U	0.50 U	0.50 U	0.50 U	0.50 U	0.50 U	0.50 U	0.50 U	0.50 U
sec-Butylbenzene	280	2,800	ug/L	0.50 U	0.50 U	0.50 U	0.50 U	0.50 U	0.50 U	0.50 U	0.50 U	0.50 U	0.50 U	0.50 U
tert-Butylbenzene			ug/L	0.50 U	0.50 U	0.50 U	0.50 U	0.50 U	0.50 U	0.50 U	0.50 U	0.50 U	0.50 U	0.50 U
trans-1,2-Dichloroethene	100	1,000	ug/L	0.50 U	0.50 U	0.50 U	0.50 U	0.50 U	0.50 U	0.50 U	0.50 U	0.50 U	0.50 U	0.50 U
trans-1,3-Dichloropropene	0.4	40	ug/L	0.25 U	0.25 U	0.25 U	0.25 U	0.25 U	0.25 U	0.25 U	0.25 U	0.25 U	0.25 U	0.25 U
EPA 8270 by SIM														
1-Methylnaphthalene	28	280	ug/L	1.0 U	1.0 U	1.0 U	1.0 U	1.0 U	1.0 U	1.0 U	1.0 U	1.0 U	1.0 U	1.0 U
2-Methylnaphthalene	28	280	ug/L	1.0 U	1.0 U	1.0 U	1.0 U	1.0 U	1.0 U	1.0 U	1.0 U	1.0 U	1.0 U	1.0 U
Acenaphthene	20	200	ug/L	0.025 U	0.025 U	0.025 U	0.025 U	0.025 U	0.025 U	0.025 U	0.025 U	0.025 U	0.025 U	0.025 U
Acenaphthylene	210	2,100	ug/L	0.025 U	0.025 U	0.025 U	0.025 U	0.025 U	0.025 U	0.025 U	0.025 U	0.025 U	0.025 U	0.025 U
Anthracene	2,100	21,000	ug/L	0.025 U	0.025 U	0.025 U	0.025 U	0.025 U	0.025 U	0.025 U	0.025 U	0.025 U	0.025 U	0.025 U
Benzo(a)anthracene	0.05	5	ug/L	0.025 U	0.025 U	0.025 U	0.025 U J(L2)	0.025 U	0.025 U	0.025 U	0.025 U	0.025 U	0.025 U CU	0.025 U CU
Benzo(a)pyrene	0.2	20	ug/L	0.025 U	0.025 U	0.025 U	0.025 U	0.025 U	0.025 U	0.025 U	0.025 U	0.025 U	0.025 U	0.025 U
Benzo(b)fluoranthene	0.05	5	ug/L	0.025 U	0.025 U	0.025 U	0.025 U	0.025 U	0.025 U	0.025 U	0.025 U	0.025 U	0.025 U	0.025 U
Benzo(g,h,i)perylene	210	2,100	ug/L	0.028 U	0.028 U	0.028 U	0.028 U	0.028 U	0.028 U	0.028 U	0.028 U	0.028 U	0.028 U	0.028 U
Benzo(k)fluoranthene	0.5	50	ug/L	0.025 U	0.025 U	0.025 U	0.025 U	0.025 U	0.025 U	0.025 U	0.025 U	0.025 U	0.025 U	0.025 U
Chrysene	4.8	480	ug/L	0.025 U	0.025 U	0.025 U	0.025 U	0.025 U	0.025 U	0.025 U	0.025 U	0.29 I	0.025 U	0.025 U
Dibenz(a,h)anthracene	0.005	0.5	ug/L	0.034 U	0.034 U	0.034 U	0.034 U	0.034 U	0.034 U	0.034 U	0.034 U	0.034 U	0.034 U	0.034 U
Fluoranthene	280	2,800	ug/L	0.025 U	0.025 U	0.025 U	0.025 U	0.025 U	0.025 U	0.025 U	0.025 U	0.025 U	0.025 U	0.025 U
Fluorene	280	2,800	ug/L	0.025 U	0.025 U	0.025 U	0.025 U	0.025 U	0.025 U	0.025 U	0.025 U	0.025 U	0.025 U	0.025 U
Indeno(1,2,3-cd)pyrene	0.05	5	ug/L	0.029 U	0.029 U	0.029 U	0.029 U	0.029 U	0.029 U	0.029 U	0.029 U	0.029 U	0.029 U	0.029 U
Naphthalene	14	140	ug/L	1.0 U	1.0 U	1.0 U	1.0 U	1.0 U	1.0 U	1.0 U	1.0 U	1.0 U	1.0 U	1.0 U
Phenanthrene	210	2,100	ug/L	0.050 U	0.050 U	0.050 U	0.051 U	0.050 U	0.050 U	0.050 U	0.050 U	0.050 U	0.050 U	0.050 U
Pyrene	210	2,100	ug/L	0.025 U	0.025 U	0.025 U	0.025 U	0.025 U	0.025 U	0.025 U	0.025 U	0.025 U	0.025 U	0.025 U
FL-PRO														
Petroleum Range Organics	5,000	50,000	ug/L	800 U	800 U	800 U	800 U	800 U	800 U	800 U	800 U	800 U	750 U	820 U

Notes:
- {BOLDED CONCENTRATION} exceeds its Groundwater Cleanup Target Level (GCTL).
- {BOLDED ITALICIZED CONCENTRATION} exceeds its Natural Attenuation Default Concentration.
- "U" flag indicates concentration was below the method detection limit (MDL).

- "I" flag indicates concentration was between the MDL and practical quantitation limit (PQL).
- "J(L2)" is an estimated value. Analyte recovery in the LCS was below QC limits

  Results for this analyte in associated samples may be biased low.
- "J(L1)" Estimated value. Analyte Analyte recovery in the laboratory control sample (LCS) was above QC limits. Results for this analyte in associated samples may be biased high.
- "CU" flag indicates The continuing calibration for this compound is outside of Pace Analytical acceptance limits. Analyte presence below
- "L5" flag indicates LCS recovery exceeded QC limits. Batch accepted based on matrix spike recovery within LCS limits.
- "Q" flag indicates sample held beyond the accepted holding time.

*, Cloromethane result of 1.9 ug/L at TWM-12 was the result from sampling permanent well MW-12 on Oct. 2, 2017.

Table 6: Groundwater Analytical Summary - Arsenic
Facility Name: Ludlam Trail, Miami, FL

		Groundwater Arsenic	
		Turbidity	**Arsenic**
Units		NTU	µg/L
MW-9	1/18/2018	2.34	**100**
	3/28/2018	2.85	**77**
	5/2/2018	7.7	***122***
MW-9I	4/24/2018	4.5	***222***
	5/2/2018	5.1	***151***
MW-9E	4/23/2018	3.37	0.85 I
MW-9W	4/23/2018	2.64	**29.2**
	5/2/2018	0.95	**14.5**
TWP-10	09/01/2017	16	***138***
MW-10	10/2/2017	10.1	**24.3**
	10/9/2017	8.55	**20.8**
MW-10E	1/18/2018	2.81	0.65 U
MW-11	1/18/2018	4.11	10
TWP-12	09/05/2017	42	**11.2 J(L1) L5**
MW-12	10/2/2017	4.68	**10.3**
	10/9/2017	8.67	**11.4**
	1/17/2018	2.54	**21**
	3/28/2018	3.84	**13.2**
TWP-14	09/05/2017	18.6	5.4 I J(L1) L5
TWP-16	09/05/2017	67	5.0 U J(L1) L5
TWP-17	09/01/2017	19.6	**26.0**
MW-17	10/2/2017	5.82	8.6 I
	10/9/2017	6.07	5 U
TWP-18	08/31/2017	163	5.0 U
TWP-19	08/31/2017	17.7	6.2 I
TWP-21	08/31/2017		5.0 U
TWP-23	08/31/2017	171	5.0 U
TWP-25	8/30/2017		5.0 U
MW-25	1/17/2018	4.16	0.65 U
MW-26	11/2/2017	6.21	5.0 U
TWP-27	08/31/2017	125	**16.8**
MW-27	10/2/2017	4.89	**19.7**
	10/9/2017	4.07	5.9 I
	1/17/2018	1.03	**17**
	3/28/2018	2.79	**14.9**
TWP-29	08/30/2017	10.7	**18.9**
MW-29	10/3/2017	6.23	5.7 I
	10/9/2017	2.58	**19**
MW-29E	1/19/2018	4.12	0.65 U
MW-30	1/19/2018	4.01	1.1 I
TWP-31	08/31/2017	41.7	5.0 U
TWP-33	08/30/2017	343	***155***
MW-33	10/3/2017	7.25	6.6 I
	10/9/2017	1.14	**25.5**
MW-33E	1/19/2018	2.51	0.65 U
TWP-35	08/31/2017	31.7	5.0 U
MW-35	11/2/2017	3.39	5.0 U
MW-35	11/15/2017	0.26	0.65 U
MW-36	11/2/2017	6.37	5.0 U
TWP-37	08/30/2017	351	***192***
MW-37	10/9/2017	1.63	**78.6**
MW-37I	1/19/2018	4.23	2.5
MW-37E	11/2/2017	5.61	5.0 U
MW-37W	11/2/2017	5.75	5.0 U
MW-38	11/1/2017	5.59	0.50 U
TWP-39	08/30/2017	45.3	5.0 U
MW-40	11/1/2017	5.33	0.50 U
	11/15/2017	0.68	1.0 I
TWP-41	08/30/2017	1.67	5.0 U
MW-42	11/1/2017	2.91	0.50 U
TWP-43	08/30/2017	11.3	**77.1**
MW-43	10/3/2017	5.54	5.0 U
	10/9/2017	1.3	5.0 U
MW-44	1/18/2018	3.01	2.4
TWP-45	08/29/2017	23.8	**21.9**
MW-45	10/3/2017	4.43	5.0 U
	10/9/2017	3.31	5.0 U
MW-46	1/16/2018	3.15	0.65 U
TWP-47	08/29/2017	10.7	5.0 U
MW-47	1/16/2018	4.19	0.65 U
MW-48	11/1/2017	4.93	0.51 I
TWP-49	08/29/2017	30.3	5.0 U
MW-49-2	1/16/2018	2.03	1.2 I

Notes:

- **BOLDED CONCENTRATION** exceeds its Groundwater Cleanup Target Level (GCTL).
- ***BOLDED ITALICIZED CONCENTRATION*** exceeds its Natural Attenuation Default Concentration (NADC).
- µg/L = microgram/Liter
- NTU = Nephelometric Turbidity Units
- "U" flag indicates concentration was below the method detection limit (MDL).
- "I" flag indicates concentration was between the MDL and practical quantitation limit (PQL).
- "J(L1)" Estimated value. Analyte recovery in the laboratory control sample (LCS) was above QC limits. Results for this analyte in associated samples may be biased high.
- "L5" flag indicates LCS recovery exceeded QC limits. Batch accepted based on matrix spike recovery within LCS limits.

Table 7: Groundwater Analytical Summary
Facility Name: Ludlam Trail

Location				MW-3	MW-3E	MW-7	MW-7E	MW-9	MW-10	MW-10E	MW-11	MW-12	MW-15	MW-17	MW-21-2	MW-22	MW-23	MW-25	MW-26	MW-27	MW-29
Sample	**Date**	**GCTLs**	**NADCs**	**1/18/2018**	**1/18/2018**	**1/18/2018**	**1/18/2018**	**1/18/2018**	**1/18/2018**	**1/18/2018**	**1/18/2018**	**1/17/2018**	**1/17/2018**	**1/17/2018**	**1/17/2018**	**1/17/2018**	**1/17/2018**	**1/17/2018**	**1/17/2018**	**1/17/2018**	**1/11/2018**
6020 Metals																					
Lead	µg/L	15	150												0.45 I						
8270																					
1-Methylnaphthalene	µg/L	28	280	0.0470 U	0.0470 U	0.0470 U	0.0470 U	0.0470 U	0.0470 U	0.0470 U	0.0470 U	0.0470 U	0.058 I	0.0470 U	0.0470 U	0.0470 U	0.0470 U	0.0470 U	0.0470 U	0.0470 U	0.0470 U
2-Methylnaphthalene	µg/L	28	280	0.0470 U	0.0470 U	0.0470 U	0.0470 U	0.0470 U	0.0470 U	0.0470 U	0.0470 U	0.0470 U	0.051 I	0.0470 U	0.0470 U	0.0470 U	0.0470 U	0.0470 U	0.0470 U	0.0470 U	0.0470 U
Acenaphthene	µg/L	20	200	0.0230 U	0.0230 U	0.0230 U	0.0230 U	0.0230 U	0.0230 U	0.0230 U	0.0230 U	0.0230 U	0.0230 U	0.0230 U	0.0230 U	0.0230 U	0.0230 U	0.0230 U	0.0230 U	0.0230 U	0.0230 U
Acenaphthylene	µg/L	210	2100	0.0230 U	0.0230 U	0.0230 U	0.0230 U	0.0230 U	0.0230 U	0.0230 U	0.0230 U	0.0230 U	0.0230 U	0.0230 U	0.0230 U	0.0230 U	0.0230 U	0.0230 U	0.0230 U	0.0230 U	0.0230 U
Anthracene	µg/L	2100	21000	0.0330 i	0.0230 U	0.0230 U	0.0230 U	0.0230 U	0.0230 U	0.0230 U	0.0230 U	0.0230 U	0.0230 U	0.0230 U	0.0230 U	0.0230 U	0.0230 U	0.0230 U	0.0230 U	0.0230 U	0.0230 U
Benzo(a)anthracene	µg/L	0.05	5	0.0230 U	0.0230 U	0.0230 U	0.0230 U	0.0230 U	0.0230 U	0.0230 U	0.0230 U	0.0230 U	0.0230 U	0.0230 U	0.0230 U	0.0230 U	0.0230 U	0.0230 U	0.0230 U	0.0230 U	0.0230 U
Benzo(a)pyrene	µg/L	0.2	20	0.0140 U	0.0140 U	0.0140 U	0.0140 U	0.0140 U	0.0140 U	0.0140 U	0.0140 U	0.0140 U	0.0140 U	0.0140 U	0.0140 U	0.0140 U	0.0140 U	0.0140 U	0.0140 U	0.0140 U	0.0140 U
Benzo(b)fluoranthene	µg/L	0.05	5	0.0140 U	0.0140 U	0.0140 U	0.0140 U	0.0300 i	0.0140 U	0.0140 U	0.0140 U	0.0140 U	0.0140 U	0.0140 U	0.0140 U	0.0140 U	0.0140 U	0.0140 U	0.0140 U	0.0140 U	0.0140 U
Benzo(g,h,i)perylene	µg/L	210	2100	0.0140 U	0.0140 U	0.0140 U	0.0140 U	0.0140 U	0.0140 U	0.0140 U	0.0140 U	0.0140 U	0.0140 U	0.0140 U	0.0140 U	0.0140 U	0.0140 U	0.0140 U	0.0140 U	0.0140 U	0.0140 U
Benzo(k)fluoranthene	µg/L	0.5	50	0.0140 U	0.0140 U	0.0140 U	0.0140 U	0.0140 U	0.0140 U	0.0140 U	0.0140 U	0.0140 U	0.0140 U	0.0140 U	0.0140 U	0.0140 U	0.0140 U	0.0140 U	0.0140 U	0.0140 U	0.0140 U
Chrysene	µg/L	4.8	480	0.0230 U	0.0230 U	0.0230 U	0.0230 U	0.0260 i	0.0230 U	0.0230 U	0.0230 U	0.0230 U	0.0230 U	0.0230 U	0.0230 U	0.0230 U	0.0230 U	0.0230 U	0.0230 U	0.0230 U	0.0230 U
Dibenz(a,h)anthracene	µg/L	0.005	0.5	0.00480 U	0.00480 U	0.00480 U	0.00480 U	0.00480 U	0.00480 U	0.00480 U	0.00480 U	0.00480 U	0.00480 U	0.00480 U	0.00480 U	0.00480 U	0.00480 U	0.00480 U	0.00480 U	0.00480 U	0.00480 U
Fluoranthene	µg/L	280	2800	0.0230 U	0.0230 U	0.0230 U	0.0230 U	0.0450 i	0.0230 U	0.0230 U	0.0230 U	0.0230 U	0.039 I	0.0230 U	0.0360 i	0.077	0.0230 U	0.0230 U	0.0230 U	0.0230 U	0.0230 U
Fluorene	µg/L	280	2800	0.0230 U	0.0230 U	0.0230 U	0.0230 U	0.0230 U	0.0230 U	0.0230 U	0.0230 U	0.0230 U	0.0230 U	0.0230 U	0.0230 U	0.0230 U	0.0230 U	0.0230 U	0.0230 U	0.0230 U	0.0230 U
Indeno(1,2,3-cd)pyrene	µg/L	0.05	5	0.0140 U	0.0140 U	0.0140 U	0.0140 U	0.0140 U	0.0140 U	0.0140 U	0.0140 U	0.0140 U	0.0140 U	0.0140 U	0.0140 U	0.0140 U	0.0140 U	0.0140 U	0.0140 U	0.0140 U	0.0140 U
Naphthalene	µg/L	14	140	0.0470 U	0.0470 U	0.0470 U	0.0470 U	0.0470 U	0.0470 U	0.0470 U	0.0470 U	0.0470 U	0.158	0.0470 U	0.0470 U	0.0470 U	0.0470 U	0.0470 U	0.0470 U	0.0470 U	0.0470 U
Phenanthrene	µg/L	210	2100	0.0230 U	0.0230 U	0.0230 U	0.0230 U	0.0230 U	0.0230 U	0.0230 U	0.0230 U	0.0230 U	0.048	0.0230 U	0.0230 U	0.0230 U	0.0230 U	0.0230 U	0.0230 U	0.0230 U	0.0230 U
Pyrene	µg/L	210	2100	0.0230 U	0.0230 U	0.0230 U	0.0230 U	0.055	0.0230 U	0.0230 U	0.0230 U	0.0230 U	0.057	0.0230 U	0.0240 i	0.0430 i	0.0230 U	0.0230 U	0.0230 U	0.0230 U	0.0230 U
8260																					
Chloromethane	µg/L	2.7	270														2.50 U				
SVOCs																					
Di-n-octylphthalate	µg/L	140	1400			0.86 U															
2-Methylphenol(o-Cresol)	µg/L	35	350			0.70 U															1.1 U, 1p, P1
3&4-Methylphenol(m&p Cresol)	µg/L	3.5/35*	35/350**			0.63 U															0.96 U, 1p, P1
Pentachlorophenol	µg/L	1	100			0.63 U															0.96 U, 1p, P1
Phenol	µg/L	10	100			0.52 U															0.79 U, 1p, P1, J(L1)

Notes:

- {BOLDED CONCENTRATION} exceeds its Groundwater Cleanup Target Level (GCTL)
- {BOLDED ITALICIZED CONCENTRATION} exceeds its Natural Attenuation Default Concentration.
- "U" flag indicates concentration was below the method detection limit (MDL).
- "I" flag indicates concentration was between the MDL and practical quantitation limit (PQL).
- Blank space indicates that the compound was not analyzed at the well location
- "1p" flag indicates a matrix spike/matrix spike duplicate was not performed for this batch due to insufficient sample volume
- "J(L1) flag indicates an estimated value. Analyte recovery in the laboratory control samples was above QC limits. Results for this analyte in associated samples may be biased high.
- "P1" flag indicates that the routine initial sample volume or weight was not used for extraction, resulting in elevated reporting limits.
- * 3.5 µg/L for p-cresol and 35 µg/L for m-cresol
- ** 35 µg/L for p-cresol and 350 µg/L for m-cresol

Table 7: Groundwater Analytical Summary
Facility Name: Ludlam Trail

Location				MW-29E	MW-30	MW-31	MW-33E	MW-33	MW-35	MW-36	MW-37	MW-37E	MW-37W	MW-38	MW-40	MW-42	MW-43	MW-44	MW-45	MW-46	MW-48
Sample	**Date**	**GCTLs**	**NADCs**	**1/19/2018**	**1/19/2018**	**1/19/2018**	**1/19/2018**	**1/11/2018**	**1/11/2018**	**1/11/2018**	**1/18/2018**	**1/11/2018**	**1/11/2018**	**1/11/2018**	**1/16/2018**	**1/16/2018**	**1/16/2018**	**1/18/2018**	**1/11/2018**	**1/16/2018**	**1/11/2018**
6020 Metals																					
Lead	µg/L	15	150																		
8270																					
1-Methylnaphthalene	µg/L	28	280	0.0470 U	0.0470 U	0.0470 U	0.0470 U	0.0470 U	0.0470 U	0.0470 U	0.0470 U	0.0470 U	0.0470 U	0.0470 U	0.0470 U	0.0470 U	0.0470 U	0.0470 U	0.0470 U	0.0470 U	0.0470 U
2-Methylnaphthalene	µg/L	28	280	0.0470 U	0.0470 U	0.0470 U	0.0470 U	0.0470 U	0.0470 U	0.0470 U	0.0470 U	0.0470 U	0.0470 U	0.0470 U	0.0470 U	0.0470 U	0.0470 U	0.0470 U	0.0470 U	0.0470 U	0.0470 U
Acenaphthene	µg/L	20	200	0.0230 U	0.0230 U	0.0230 U	0.0230 U	0.0230 U	0.0230 U	0.0230 U	0.0230 U	0.0230 U	0.0230 U	0.0230 U	0.0230 U	0.0230 U	0.0240 U	0.0230 U	0.0230 U	0.0240 U	0.0230 U
Acenaphthylene	µg/L	210	2100	0.0230 U	0.0230 U	0.0230 U	0.0230 U	0.0230 U	0.0230 U	0.0230 U	0.0230 U	0.0230 U	0.0230 U	0.0230 U	0.0230 U	0.0230 U	0.0240 U	0.0230 U	0.0230 U	0.0240 U	0.0230 U
Anthracene	µg/L	2100	21000	0.0230 U	0.0230 U	0.0230 U	0.0230 U	0.0230 U	0.0230 U	0.0230 U	0.0230 U	0.0230 U	0.0230 U	0.0230 U	0.0230 U	0.0230 U	0.0240 U	0.0230 U	0.0230 U	0.0240 U	0.0230 U
Benzo(a)anthracene	µg/L	0.05	5	0.0230 U	0.0230 U	0.0230 U	0.0230 U	0.0230 U	0.0230 U	0.0230 U	0.0230 U	0.0230 U	0.0230 U	0.0230 U	0.0230 U	0.0230 U	0.0240 U	0.0230 U	0.0230 U	0.0240 U	0.0230 U
Benzo(a)pyrene	µg/L	0.2	20	0.0140 U	0.0140 U	0.0140 U	0.0140 U	0.0140 U	0.0140 U	0.0140 U	0.0140 U	0.0140 U	0.0140 U	0.0140 U	0.0140 U	0.0140 U	0.0140 U	0.0140 U	0.0140 U	0.0140 U	0.0140 U
Benzo(b)fluoranthene	µg/L	0.05	5	0.0140 U	0.0140 U	0.0140 U	0.0140 U	0.0140 U	0.0140 U	0.0140 U	0.0140 U	0.0140 U	0.0140 U	0.0140 U	0.0140 U	0.0140 U	0.0140 U	0.0140 U	0.0140 U	0.0140 U	0.0140 U
Benzo(g,h,i)perylene	µg/L	210	2100	0.0140 U	0.0140 U	0.0140 U	0.0140 U	0.0140 U	0.0140 U	0.0140 U	0.0140 U	0.0140 U	0.0140 U	0.0140 U	0.0140 U	0.0140 U	0.0140 U	0.0140 U	0.0140 U	0.0140 U	0.0140 U
Benzo(k)fluoranthene	µg/L	0.5	50	0.0140 U	0.0140 U	0.0140 U	0.0140 U	0.0140 U	0.0140 U	0.0140 U	0.0140 U	0.0140 U	0.0140 U	0.0140 U	0.0140 U	0.0140 U	0.0140 U	0.0140 U	0.0140 U	0.0140 U	0.0140 U
Chrysene	µg/L	4.8	480	0.0230 U	0.0230 U	0.0230 U	0.0230 U	0.0230 U	0.0230 U	0.0230 U	0.0230 U	0.0230 U	0.0230 U	0.0230 U	0.0230 U	0.0230 U	0.0240 U	0.0230 U	0.0230 U	0.0240 U	0.0230 U
Dibenz(a,h)anthracene	µg/L	0.005	0.5	0.00480 U	0.00480 U	0.00480 U	0.00480 U	0.00480 U	0.00480 U	0.00480 U	0.00480 U	0.00480 U	0.00480 U	0.00480 U	0.00480 U	0.00480 U	0.00480 U	0.00480 U	0.00480 U	0.00480 U	0.00480 U
Fluoranthene	µg/L	280	2800	0.0230 U	0.0230 U	0.0230 U	0.0230 U	0.0230 U	0.0230 U	0.0230 U	0.0230 U	0.0230 U	0.0230 U	0.0230 U	0.0230 U	0.0230 U	0.0240 U	0.0230 U	0.0230 U	0.0240 U	0.0230 U
Fluorene	µg/L	280	2800	0.0230 U	0.0230 U	0.0230 U	0.0230 U	0.0230 U	0.0230 U	0.0230 U	0.0230 U	0.0230 U	0.0230 U	0.0230 U	0.0230 U	0.0230 U	0.0240 U	0.0230 U	0.0230 U	0.0240 U	0.0230 U
Indeno(1,2,3-cd)pyrene	µg/L	0.05	5	0.0140 U	0.0140 U	0.0140 U	0.0140 U	0.0140 U	0.0140 U	0.0140 U	0.0140 U	0.0140 U	0.0140 U	0.0140 U	0.0140 U	0.0140 U	0.0140 U	0.0140 U	0.0140 U	0.0140 U	0.0140 U
Naphthalene	µg/L	14	140	0.0470 U	0.0470 U	0.0470 U	0.0470 U	0.0470 U	0.0470 U	0.0470 U	0.0470 U	0.0470 U	0.0470 U	0.0470 U	0.0470 U	0.0470 U	0.0470 U	0.0470 U	0.0470 U	0.0470 U	0.0470 U
Phenanthrene	µg/L	210	2100	0.0230 U	0.0230 U	0.0230 U	0.0230 U	0.0230 U	0.0230 U	0.0230 U	0.0230 U	0.0230 U	0.0230 U	0.0230 U	0.0230 U	0.0230 U	0.0240 U	0.0230 U	0.0230 U	0.0240 U	0.0230 U
Pyrene	µg/L	210	2100	0.0230 U	0.0230 U	0.0230 U	0.0230 U	0.0230 U	0.0230 U	0.0230 U	0.0230 U	0.0230 U	0.0230 U	0.0230 U	0.0230 U	0.0230 U	0.0240 U	0.0230 U	0.0230 U	0.0240 U	0.0230 U
8260																					
Chloromethane	µg/L	2.7	270			2.50U															
Ammonia 350.1																					
Ammonia (N)	mg/L	2.8	28					0.0500 U													
SVOCs																					
Di-n-octylphthalate	µg/L	140	1400								0.87 U										
2-Methylphenol(o-Cresol)	µg/L	35	350					0.78 U, 1p			0.70 U										
3&4-Methylphenol(m&p Cresol)	µg/L	3.5/35*	35/350**					0.71 U, 1p			0.63 U										
Pentachlorophenol	µg/L	1	100					0.71 U, 1p			0.63 U										
Phenol	µg/L	10	100					0.58 U, 1p, J(L1)			0.52 U										

Notes:

- {BOLDED CONCENTRATION} exceeds its Groundwater Cleanup Target Level (GCTL)
- {BOLDED ITALICIZED CONCENTRATION} exceeds its Natural Attenuation Default Concentration.
- "U" flag indicates concentration was below the method detection limit (MDL).
- "I" flag indicates concentration was between the MDL and practical quantitation limit (PQL).
- Blank space indicates that the compound was not analyzed at the well location
- "1p" flag indicates a matrix spike/matrix spike duplicate was not performed for this batch due to insufficient sample volume
- "J(L1) flag indicates an estimated value. Analyte recovery in the laboratory control samples was above QC limits. Results for this analyte in associated samples may be biased high.
- "P1" flag indicates that the routine initial sample volume or weight was not used for extraction, resulting in elevated reporting limits.
- * 3.5 µg/L for p-cresol and 35 µg/L for m-cresol
- ** 35 µg/L for p-cresol and 350 µg/L for m-cresol

Attachment B3

Groundwater Elevation Data

Table 3 - Well Construction Details and Groundwater Elevation Data
Ludlam Trail

Group	Well ID	TOC Elevation*	Well Diameter	Screen Length	Total Depth	Depth to Water from TOC (9/25/2018)	Groundwater Elevation (9/25/2018)
		feet	inches	feet	feet	feet	feet
1	MW-37	99.82	2	10	17	12.39	87.43
	MW-37I	100.00	1.5	5	27	NA	NA
	MW-37E	99.05	2	10	19.8	12.68	86.37
	MW-37W	100.31	2	10	20	12.89	87.43
2	MW-9E	99.38	2	10	15.24	6.23	93.15
	MW-9	99.66	2	10	15	6.52	93.14
	MW-9I	99.85	1.5	5	27	NA	NA
	MW-9D	100.00	1.5	5	45	NA	NA
	MW-9W	99.80	2	10	15.23	6.65	93.15
	MW-9W-I	100.49	2	5	27	NA	NA
	MW-9W-2S	100.53	2	10	13.5	7.38	93.15

Notes:
- TOC = Top of Casing
- * TOC Elevation references an arbitrarily selected datum (MW-37I for Group 1 and MW-9D for Group 2)
- TOC elevations were obtained from an SCS elevation survey dated September 14, 2018.
- NA = Not applicable
- Groundwater elevations were only surveyed at shallow wells

M:\PROJECT\09217186.00\Drawings\2018-05 GW SAMPLING\09217186.02 F011 - GW Sampling.dwg Oct 09, 2018 - 4:32pm Layout Name: 11 X 17 LAYOUT By: 4479MPP

PLAN

LEGEND:

- PROPERTY BOUNDARY
- MONITORING WELLS
- SOIL BORING/PERMANENT MONITORING WELL
- CHAIN LINK FENCE
- (93.15) GROUNDWATER ELEVATION (FEET)*

N

0 20 40

1" = 40'

NOTES

1. BASE MAP AND PROPERTY BOUNDARY ARE REFERENCED FROM THE MIAMI-DADE COUNTY PROPERTY APPRAISER.
2. * REFERENCED TO AN ARBITRARILY-SELECTED DATUM (MW-9D).

SCS ENGINEERS

FIGURE 24. MW-9 AREA GROUNDWATER ELEVATIONS
LUDLAM TRAIL CORRIDOR, MIAMI-DADE COUNTY, FL

09217186.02

M:\PROJECT\09217186.00\Drawings\2018-01 GW SAMPLING\09217186.02 F001-9 - GW Sampling.dwg Oct 09, 2018 - 4:56pm Layout Name: Figure 20 By: 4479MPP

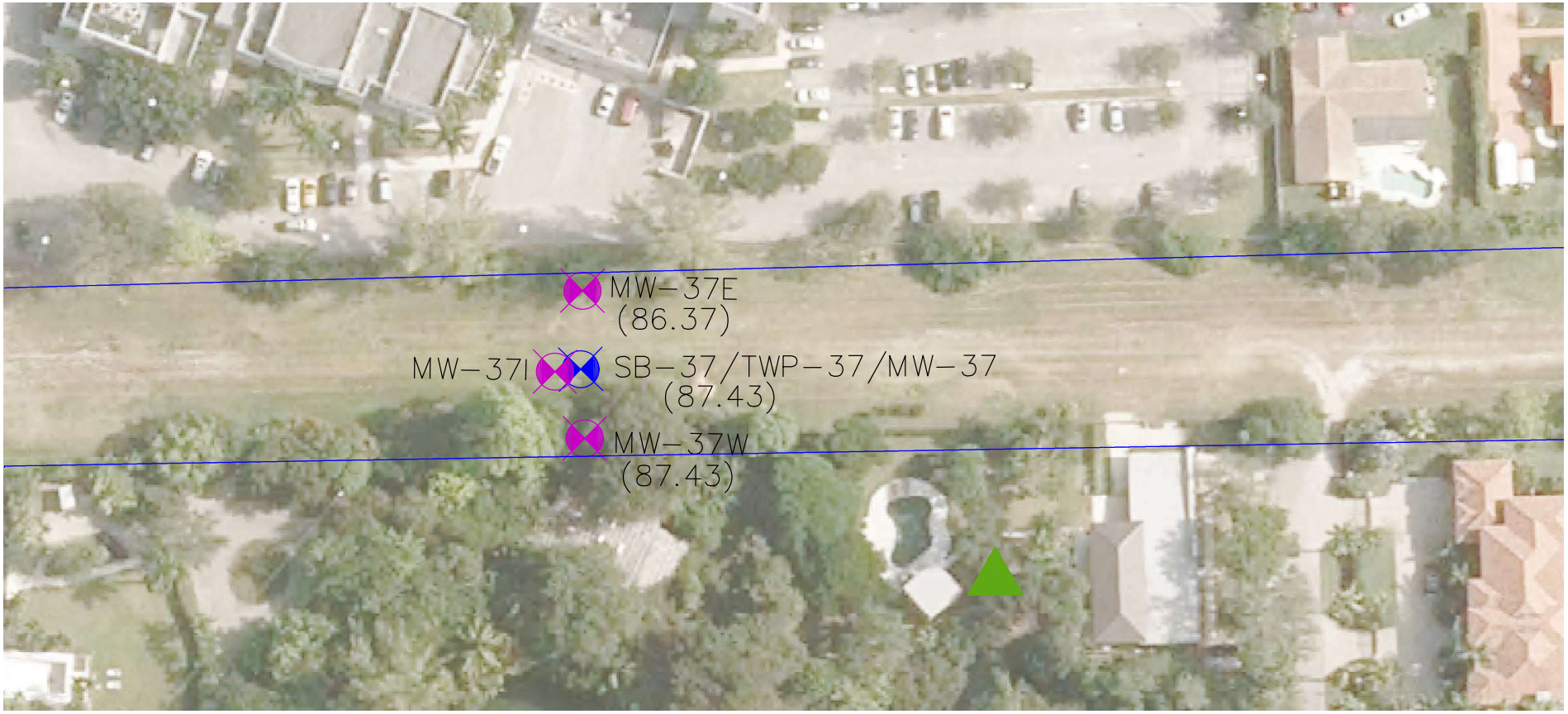

PLAN

NOTES

1. BASE MAP AND PROPERTY BOUNDARY ARE REFERENCED FROM THE MIAMI-DADE COUNTY PROPERTY APPRAISER.
2. * REFERENCED TO AN ARBITRARILY-SELECTED DATUM (MW-37I).

LEGEND:

- TRAIL LIMITS
- MONITORING WELLS
- SOIL BORING/GROUNDWATER TEMPORARY WELL LOCATION/PERMANENT WELL
- (87.43) GROUNDWATER ELEVATION (FEET)*

N

0 25 50

1" = 50'

SCS ENGINEERS

FIGURE 25. MW-37 AREA GROUNDWATER ELEVATIONS
LUDLAM TRAIL CORRIDOR, MIAMI-DADE COUNTY, FL

09217186.02

Attachment B3

Groundwater Elevation Data

Table 3 - Well Construction Details and Groundwater Elevation Data
Ludlam Trail

Group	Well ID	TOC Elevation*	Well Diameter	Screen Length	Total Depth	Depth to Water from TOC (9/25/2018)	Groundwater Elevation (9/25/2018)
		feet	inches	feet	feet	feet	feet
1	MW-37	99.82	2	10	17	12.39	87.43
	MW-37I	100.00	1.5	5	27	NA	NA
	MW-37E	99.05	2	10	19.8	12.68	86.37
	MW-37W	100.31	2	10	20	12.89	87.43
2	MW-9E	99.38	2	10	15.24	6.23	93.15
	MW-9	99.66	2	10	15	6.52	93.14
	MW-9I	99.85	1.5	5	27	NA	NA
	MW-9D	100.00	1.5	5	45	NA	NA
	MW-9W	99.80	2	10	15.23	6.65	93.15
	MW-9W-I	100.49	2	5	27	NA	NA
	MW-9W-2S	100.53	2	10	13.5	7.38	93.15

Notes:
- TOC = Top of Casing
- * TOC Elevation references an arbitrarily selected datum (MW-37I for Group 1 and MW-9D for Group 2)
- TOC elevations were obtained from an SCS elevation survey dated September 14, 2018.
- NA = Not applicable
- Groundwater elevations were only surveyed at shallow wells

M:\PROJECT\09217186.00\Drawings\2018-05 GW SAMPLING\09217186.02 F011 - GW Sampling.dwg Oct 09, 2018 - 4:32pm Layout Name: 11 X 17 LAYOUT By: 4479MPP

PLAN

LEGEND:

- PROPERTY BOUNDARY
- MONITORING WELLS
- SOIL BORING/PERMANENT MONITORING WELL
- CHAIN LINK FENCE
- (93.15) GROUNDWATER ELEVATION (FEET)*

N

0 20 40

1" = 40'

NOTES

1. BASE MAP AND PROPERTY BOUNDARY ARE REFERENCED FROM THE MIAMI-DADE COUNTY PROPERTY APPRAISER.
2. * REFERENCED TO AN ARBITRARILY-SELECTED DATUM (MW-9D).

SCS ENGINEERS

FIGURE 24. MW-9 AREA GROUNDWATER ELEVATIONS
LUDLAM TRAIL CORRIDOR, MIAMI-DADE COUNTY, FL

09217186.02

M:\PROJECT\09217186.00\Drawings\2018-01 GW SAMPLING\09217186.02 F001-9 - GW Sampling.dwg Oct 09, 2018 - 4:56pm Layout Name: Figure 20 By: 4479MPP

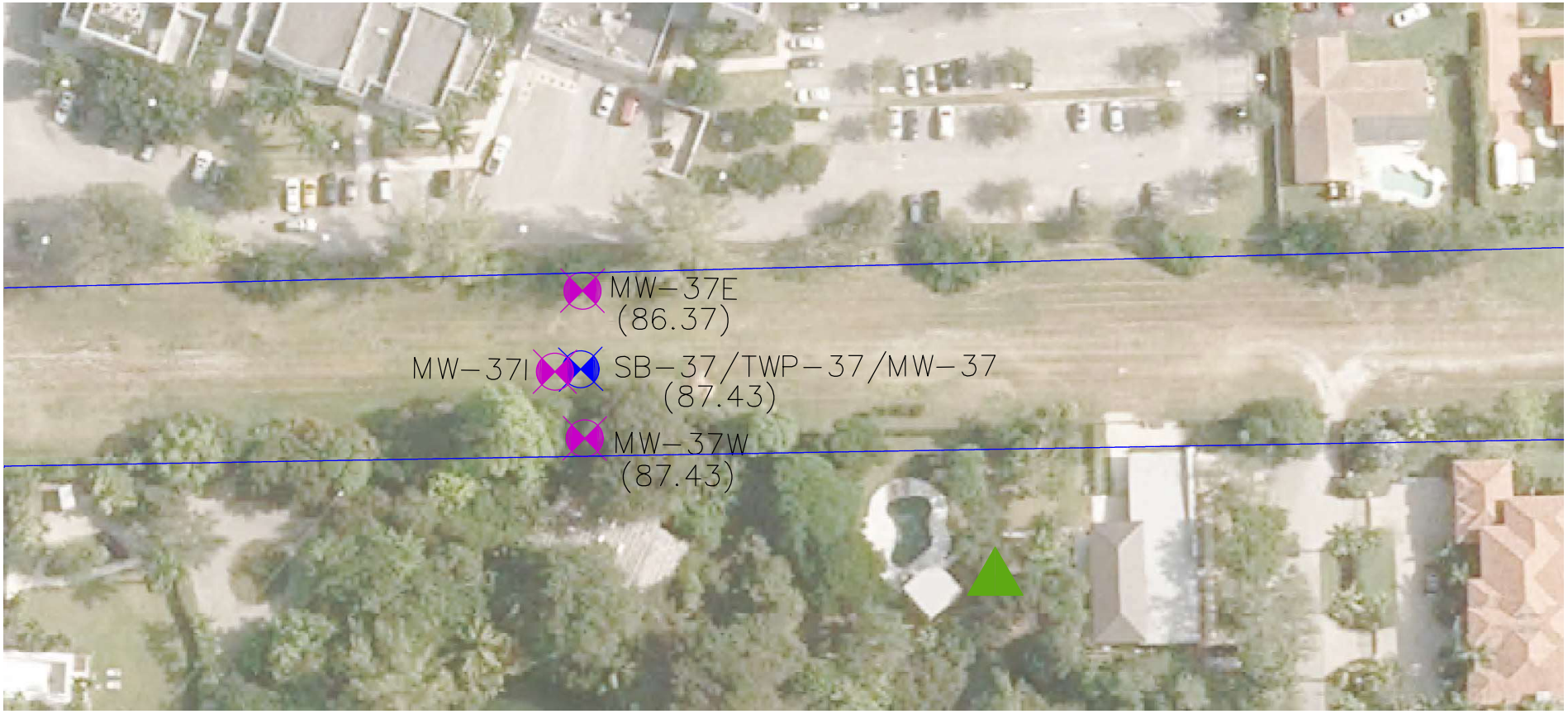

PLAN

NOTES

1. BASE MAP AND PROPERTY BOUNDARY ARE REFERENCED FROM THE MIAMI-DADE COUNTY PROPERTY APPRAISER.
2. * REFERENCED TO AN ARBITRARILY-SELECTED DATUM (MW-37I).

LEGEND:

- TRAIL LIMITS
- MONITORING WELLS
- SOIL BORING/GROUNDWATER TEMPORARY WELL LOCATION/PERMANENT WELL
- (87.43) GROUNDWATER ELEVATION (FEET)*

N

0 25 50

1" = 50'

SCS ENGINEERS

FIGURE 25. MW-37 AREA GROUNDWATER ELEVATIONS
LUDLAM TRAIL CORRIDOR, MIAMI-DADE COUNTY, FL

09217186.02

Attachment B4

Laboratory Analytical Reports

Pace Analytical Services, LLC
3610 Park Central Blvd N
Pompano Beach, FL 33064
954-582-4300

October 05, 2017

Fangmei Zhang
SCS ES Consultants, Inc.
7700 N. Kendall Dr.
Suite #607
Miami, FL 33156

RE: Project: Ludlum Trail
Pace Project No.: 35333605

Dear Fangmei Zhang:
Enclosed are the analytical results for sample(s) received by the laboratory on August 30, 2017. The results relate only to the samples included in this report. Results reported herein conform to the most current, applicable TNI/NELAC standards and the laboratory's Quality Assurance Manual, where applicable, unless otherwise noted in the body of the report.

Revision 1: Per client request, SPLP PAH has been added.

If you have any questions concerning this report, please feel free to contact me.

Sincerely,

Christina Raschke
christina.raschke@pacelabs.com
(954)582-4300
Project Manager

Enclosures

cc: Maria Giudici, SCS Engineers
Lisa Smith, SCS Engineers
Bob Speed, SCS Engineers

This report shall not be reproduced, except in full,
without the written consent of Pace Analytical Services, LLC.

Pace Analytical Services, LLC
3610 Park Central Blvd N
Pompano Beach, FL 33064
954-582-4300

CERTIFICATIONS

Project: Ludlum Trail
Pace Project No.: 35333605

Ormond Beach Certification IDs

8 East Tower Circle, Ormond Beach, FL 32174
Alabama Certification #: 41320
Connecticut Certification #: PH-0216
Delaware Certification: FL NELAC Reciprocity
Florida Certification #: E83079
Georgia Certification #: 955
Guam Certification: FL NELAC Reciprocity
Hawaii Certification: FL NELAC Reciprocity
Illinois Certification #: 200068
Indiana Certification: FL NELAC Reciprocity
Kansas Certification #: E-10383
Louisiana Certification #: FL NELAC Reciprocity
Louisiana Environmental Certificate #: 05007
Maryland Certification: #346
Michigan Certification #: 9911
Mississippi Certification: FL NELAC Reciprocity
Missouri Certification #: 236
Montana Certification #: Cert 0074
Nebraska Certification: NE-OS-28-14
Nevada Certification: FL NELAC Reciprocity
New Jersey Certification #: FL022
New York Certification #: 11608
North Carolina Environmental Certificate #: 667
North Carolina Certification #: 12710
Oklahoma Certification #: D9947
Pennsylvania Certification #: 68-00547
Puerto Rico Certification #: FL01264
South Carolina Certification: #96042001
Tennessee Certification #: TN02974
Texas Certification: FL NELAC Reciprocity
US Virgin Islands Certification: FL NELAC Reciprocity
Virginia Environmental Certification #: 460165
Wyoming Certification: FL NELAC Reciprocity
West Virginia Certification #: 9962C
Wisconsin Certification #: 399079670
Wyoming (EPA Region 8): FL NELAC Reciprocity

Charlotte Certification IDs

9800 Kincey Ave. Ste 100, Huntersville, NC 28078
Louisiana/NELAP Certification # LA170028
North Carolina Drinking Water Certification #: 37706
North Carolina Field Services Certification #: 5342
North Carolina Wastewater Certification #: 12
South Carolina Certification #: 99006001
Florida/NELAP Certification #: E87627
Kentucky UST Certification #: 84
Virginia/VELAP Certification #: 460221

This report shall not be reproduced, except in full,
without the written consent of Pace Analytical Services, LLC.

Pace Analytical Services, LLC
3610 Park Central Blvd N
Pompano Beach, FL 33064
954-582-4300

SAMPLE SUMMARY

Project: Ludlum Trail
Pace Project No.: 35333605

Lab ID	Sample ID	Matrix	Date Collected	Date Received
35333605001	**SB-15 (0-0.5)**	Solid	08/30/17 14:50	08/30/17 15:30
35333605002	**SB-15 (0.5-2)**	Solid	08/30/17 14:53	08/30/17 15:30
35333605003	**SB-15 (2-4)**	Solid	08/30/17 14:56	08/30/17 15:30
35333605004	**SB-20 (0-0.5)**	Solid	08/30/17 13:59	08/30/17 15:30
35333605005	**SB-20 (0.5-2)**	Solid	08/30/17 14:02	08/30/17 15:30
35333605006	**SB-20 (2-4)**	Solid	08/30/17 14:05	08/30/17 15:30
35333605007	**SB-20 (4-6)**	Solid	08/30/17 14:08	08/30/17 15:30
35333605008	**SB-20 (6-8)**	Solid	08/30/17 14:12	08/30/17 15:30
35333605009	**SB-22 (0-0.5)**	Solid	08/30/17 13:35	08/30/17 15:30
35333605010	**SB-22 (0.5-2)**	Solid	08/30/17 13:38	08/30/17 15:30
35333605011	**SB-22 (2-4)**	Solid	08/30/17 13:41	08/30/17 15:30
35333605012	**SB-22 (4-6)**	Solid	08/30/17 13:44	08/30/17 15:30
35333605013	**SB-22 (6-8)**	Solid	08/30/17 13:47	08/30/17 15:30
35333605014	**SB-22 (8-10)**	Solid	08/30/17 13:50	08/30/17 15:30
35333605015	**SB-24 (0-0.5)**	Solid	08/30/17 13:03	08/30/17 15:30
35333605016	**SB-24 (0.5-2)**	Solid	08/30/17 13:06	08/30/17 15:30
35333605017	**SB-24 (2-4)**	Solid	08/30/17 13:09	08/30/17 15:30
35333605018	**SB-24 (4-6)**	Solid	08/30/17 13:12	08/30/17 15:30
35333605019	**SB-24 (6-8)**	Solid	08/30/17 13:15	08/30/17 15:30
35333605020	**SB-24 (8-10)**	Solid	08/30/17 13:18	08/30/17 15:30
35333605021	**SB-26 (0-0.5)**	Solid	08/30/17 12:42	08/30/17 15:30
35333605022	**SB-26 (0.5-2)**	Solid	08/30/17 12:45	08/30/17 15:30
35333605023	**SB-26 (2-4)**	Solid	08/30/17 12:48	08/30/17 15:30
35333605024	**SB-26 (4-6)**	Solid	08/30/17 12:51	08/30/17 15:30
35333605025	**SB-28 (0-0.5)**	Solid	08/30/17 11:42	08/30/17 15:30
35333605026	**SB-28 (0.5-2)**	Solid	08/30/17 11:45	08/30/17 15:30
35333605027	**SB-28 (2-4)**	Solid	08/30/17 11:48	08/30/17 15:30
35333605028	**SB-30 (0-0.5)**	Solid	08/30/17 11:02	08/30/17 15:30
35333605029	**SB-30 (0.5-2)**	Solid	08/30/17 11:05	08/30/17 15:30
35333605030	**SB-30 (2-4)**	Solid	08/30/17 11:08	08/30/17 15:30
35333605031	**SB-30 (4-6)**	Solid	08/30/17 11:11	08/30/17 15:30
35333605032	**SB-32 (0-0.5)**	Solid	08/30/17 10:41	08/30/17 15:30
35333605033	**SB-32 (0.5-2)**	Solid	08/30/17 10:44	08/30/17 15:30
35333605034	**SB-32 (2-4)**	Solid	08/30/17 10:47	08/30/17 15:30
35333605035	**SB-32 (4-6)**	Solid	08/30/17 10:50	08/30/17 15:30
35333605036	**SB-34 (0-0.5)**	Solid	08/30/17 10:16	08/30/17 15:30
35333605037	**SB-34 (0.5-2)**	Solid	08/30/17 10:19	08/30/17 15:30

This report shall not be reproduced, except in full,
without the written consent of Pace Analytical Services, LLC.

Pace Analytical Services, LLC
3610 Park Central Blvd N
Pompano Beach, FL 33064
954-582-4300

SAMPLE SUMMARY

Project: Ludlum Trail
Pace Project No.: 35333605

Lab ID	Sample ID	Matrix	Date Collected	Date Received
35333605038	**SB-34 (2-4)**	Solid	08/30/17 10:22	08/30/17 15:30
35333605039	**SB-34 (4-6)**	Solid	08/30/17 10:25	08/30/17 15:30
35333605040	**SB-36 (0-0.5)**	Solid	08/30/17 09:56	08/30/17 15:30
35333605041	**SB-36 (0.5-2)**	Solid	08/30/17 09:59	08/30/17 15:30
35333605042	**SB-36 (2-4)**	Solid	08/30/17 10:02	08/30/17 15:30
35333605043	**SB-36 (4-6)**	Solid	08/30/17 10:05	08/30/17 15:30
35333605044	**SB-38 (0-0.5)**	Solid	08/29/17 16:53	08/30/17 15:30
35333605045	**SB-38 (0.5-2)**	Solid	08/29/17 16:56	08/30/17 15:30
35333605046	**SB-38 (2-4)**	Solid	08/29/17 16:59	08/30/17 15:30
35333605047	**SB-38 (4-6)**	Solid	08/29/17 17:02	08/30/17 15:30
35333605048	**SB-40 (0-0.5)**	Solid	08/29/17 16:30	08/30/17 15:30
35333605049	**SB-40 (0.5-2)**	Solid	08/29/17 16:33	08/30/17 15:30
35333605050	**SB-40 (2-4)**	Solid	08/29/17 16:36	08/30/17 15:30
35333605051	**SB-40 (4-6)**	Solid	08/29/17 16:39	08/30/17 15:30
35333605052	**SB-42 (0-0.5)**	Solid	08/29/17 16:10	08/30/17 15:30
35333605053	**SB-42 (0.5-2)**	Solid	08/29/17 16:13	08/30/17 15:30
35333605054	**SB-42 (2-4)**	Solid	08/29/17 16:16	08/30/17 15:30
35333605055	**SB-42 (4-6)**	Solid	08/29/17 16:19	08/30/17 15:30
35333605056	**SB-44 (0-0.5)**	Solid	08/29/17 15:52	08/30/17 15:30
35333605057	**SB-44 (0.5-2)**	Solid	08/29/17 15:55	08/30/17 15:30
35333605058	**SB-44 (2-4)**	Solid	08/29/17 15:58	08/30/17 15:30
35333605059	**SB-44 (4-6)**	Solid	08/29/17 16:01	08/30/17 15:30
35333605060	**SB-46 (0-0.5)**	Solid	08/29/17 15:25	08/30/17 15:30
35333605061	**SB-46 (0.5-2)**	Solid	08/29/17 15:28	08/30/17 15:30
35333605062	**SB-46 (2-4)**	Solid	08/29/17 15:31	08/30/17 15:30
35333605063	**SB-46 (4-6)**	Solid	08/29/17 15:34	08/30/17 15:30

This report shall not be reproduced, except in full,
without the written consent of Pace Analytical Services, LLC.

Pace Analytical Services, LLC
3610 Park Central Blvd N
Pompano Beach, FL 33064
954-582-4300

SAMPLE ANALYTE COUNT

Project: Ludlum Trail
Pace Project No.: 35333605

Lab ID	Sample ID	Method	Analysts	Analytes Reported	Laboratory
35333605001	**SB-15 (0-0.5)**	FL-PRO	SMB	3	PASI-O
		EPA 6010	BTS	5	PASI-O
		EPA 6010	BTS	1	PASI-O
		EPA 8270	JDT, TWB	21	PASI-O
		EPA 8270 by SIM	TWB	20	PASI-O
		ASTM D2974-87	DRC	1	PASI-O
35333605002	**SB-15 (0.5-2)**	FL-PRO	SMB	3	PASI-O
		EPA 6010	BTS	5	PASI-O
		EPA 8270	JDT	21	PASI-O
		ASTM D2974-87	DRC	1	PASI-O
35333605003	**SB-15 (2-4)**	EPA 6010	BTS	1	PASI-O
		ASTM D2974-87	DRC	1	PASI-O
35333605004	**SB-20 (0-0.5)**	FL-PRO	SMB	3	PASI-O
		TPH in Soil	JGW	14	PASI-O
		EPA 6010	BTS	5	PASI-O
		EPA 6010	BTS	1	PASI-O
		EPA 8270	JDT	21	PASI-O
		EPA 8270 by SIM	TWB	20	PASI-O
		ASTM D2974-87	DRC	1	PASI-O
35333605005	**SB-20 (0.5-2)**	FL-PRO	SMB	3	PASI-O
		EPA 6010	BTS	5	PASI-O
		EPA 8270	JDT	21	PASI-O
		ASTM D2974-87	DRC	1	PASI-O
35333605006	**SB-20 (2-4)**	ASTM D2974-87	DRC	1	PASI-O
35333605007	**SB-20 (4-6)**	ASTM D2974-87	DRC	1	PASI-O
35333605008	**SB-20 (6-8)**	EPA 6010	BTS	1	PASI-O
		ASTM D2974-87	DRC	1	PASI-O
35333605009	**SB-22 (0-0.5)**	FL-PRO	SMB	3	PASI-O
		EPA 6010	BTS	5	PASI-O
		EPA 6010	BTS	1	PASI-O
		EPA 8270	JDT, TWB	21	PASI-O
		EPA 8270 by SIM	TWB	20	PASI-O
		ASTM D2974-87	DRC	1	PASI-O
35333605010	**SB-22 (0.5-2)**	FL-PRO	SMB	3	PASI-O
		EPA 6010	BTS	5	PASI-O
		EPA 8270	JDT	21	PASI-O
		ASTM D2974-87	DRC	1	PASI-O

This report shall not be reproduced, except in full,
without the written consent of Pace Analytical Services, LLC.

Pace Analytical Services, LLC
3610 Park Central Blvd N
Pompano Beach, FL 33064
954-582-4300

SAMPLE ANALYTE COUNT

Project: Ludlum Trail
Pace Project No.: 35333605

Lab ID	Sample ID	Method	Analysts	Analytes Reported	Laboratory
35333605011	**SB-22 (2-4)**	ASTM D2974-87	DRC	1	PASI-O
35333605012	**SB-22 (4-6)**	ASTM D2974-87	DRC	1	PASI-O
35333605013	**SB-22 (6-8)**	ASTM D2974-87	DRC	1	PASI-O
35333605014	**SB-22 (8-10)**	EPA 6010	BTS	1	PASI-O
		ASTM D2974-87	DRC	1	PASI-O
35333605015	**SB-24 (0-0.5)**	FL-PRO	SMB	3	PASI-O
		TPH in Soil	JGW	14	PASI-O
		EPA 6010	BTS	5	PASI-O
		EPA 6010	BTS	1	PASI-O
		EPA 8270	JDT	21	PASI-O
		EPA 8270 by SIM	TWB	20	PASI-O
		ASTM D2974-87	DRC	1	PASI-O
35333605016	**SB-24 (0.5-2)**	FL-PRO	SMB	3	PASI-O
		EPA 6010	BTS	5	PASI-O
		EPA 8270	JDT	21	PASI-O
		ASTM D2974-87	DRC	1	PASI-O
35333605017	**SB-24 (2-4)**	ASTM D2974-87	DRC	1	PASI-O
35333605018	**SB-24 (4-6)**	ASTM D2974-87	DRC	1	PASI-O
35333605019	**SB-24 (6-8)**	ASTM D2974-87	DRC	1	PASI-O
35333605020	**SB-24 (8-10)**	ASTM D2974-87	DRC	1	PASI-O
35333605021	**SB-26 (0-0.5)**	FL-PRO	SMB	3	PASI-O
		EPA 6010	BTS	5	PASI-O
		EPA 6010	BTS	1	PASI-O
		EPA 8270	JDT, TWB	21	PASI-O
		EPA 8270 by SIM	TWB	20	PASI-O
		ASTM D2974-87	DRC	1	PASI-O
35333605022	**SB-26 (0.5-2)**	FL-PRO	SMB	3	PASI-O
		EPA 6010	BTS	5	PASI-O
		EPA 8270	JDT	21	PASI-O
		ASTM D2974-87	DRC	1	PASI-O
35333605023	**SB-26 (2-4)**	ASTM D2974-87	DRC	1	PASI-O
35333605024	**SB-26 (4-6)**	EPA 6010	BTS	1	PASI-O
		EPA 8270	TWB	21	PASI-O
		ASTM D2974-87	DRC	1	PASI-O
35333605025	**SB-28 (0-0.5)**	FL-PRO	SMB	3	PASI-O
		EPA 6010	BTS	5	PASI-O
		EPA 6010	BTS	1	PASI-O

This report shall not be reproduced, except in full,
without the written consent of Pace Analytical Services, LLC.

Pace Analytical Services, LLC
3610 Park Central Blvd N
Pompano Beach, FL 33064
954-582-4300

SAMPLE ANALYTE COUNT

Project: Ludlum Trail
Pace Project No.: 35333605

Lab ID	Sample ID	Method	Analysts	Analytes Reported	Laboratory
		EPA 8270	JDT, TWB	21	PASI-O
		EPA 8270 by SIM	TWB	20	PASI-O
		EPA 8260	DLK	69	PASI-C
		ASTM D2974-87	DRC	1	PASI-O
35333605026	**SB-28 (0.5-2)**	FL-PRO	SMB	3	PASI-O
		EPA 6010	BTS	5	PASI-O
		EPA 8270	JDT	21	PASI-O
		EPA 8260	DLK	69	PASI-C
		ASTM D2974-87	DRC	1	PASI-O
35333605027	**SB-28 (2-4)**	EPA 6010	BTS	1	PASI-O
		ASTM D2974-87	DRC	1	PASI-O
35333605028	**SB-30 (0-0.5)**	FL-PRO	SMB	3	PASI-O
		EPA 6010	BTS	5	PASI-O
		EPA 8270	JDT	21	PASI-O
		ASTM D2974-87	DRC	1	PASI-O
35333605029	**SB-30 (0.5-2)**	FL-PRO	SMB	3	PASI-O
		EPA 6010	BTS	5	PASI-O
		EPA 6010	BTS	1	PASI-O
		EPA 8270	JDT	21	PASI-O
		ASTM D2974-87	DRC	1	PASI-O
35333605030	**SB-30 (2-4)**	ASTM D2974-87	DRC	1	PASI-O
35333605031	**SB-30 (4-6)**	EPA 6010	BTS	1	PASI-O
		EPA 8270	TWB	21	PASI-O
		ASTM D2974-87	DRC	1	PASI-O
35333605032	**SB-32 (0-0.5)**	FL-PRO	SMB	3	PASI-O
		EPA 6010	BTS	5	PASI-O
		EPA 8270	JDT	21	PASI-O
		ASTM D2974-87	DRC	1	PASI-O
35333605033	**SB-32 (0.5-2)**	FL-PRO	SMB	3	PASI-O
		EPA 6010	BTS	5	PASI-O
		EPA 6010	BTS	1	PASI-O
		EPA 8270	JDT	21	PASI-O
		EPA 8270 by SIM	TWB	20	PASI-O
		ASTM D2974-87	DRC	1	PASI-O
35333605034	**SB-32 (2-4)**	ASTM D2974-87	DRC	1	PASI-O
35333605035	**SB-32 (4-6)**	EPA 6010	BTS	1	PASI-O
		EPA 8270	TWB	21	PASI-O

This report shall not be reproduced, except in full,
without the written consent of Pace Analytical Services, LLC.

Pace Analytical Services, LLC
3610 Park Central Blvd N
Pompano Beach, FL 33064
954-582-4300

SAMPLE ANALYTE COUNT

Project: Ludlum Trail
Pace Project No.: 35333605

Lab ID	Sample ID	Method	Analysts	Analytes Reported	Laboratory
		ASTM D2974-87	DRC	1	PASI-O
35333605036	**SB-34 (0-0.5)**	FL-PRO	SMB	3	PASI-O
		EPA 6010	BTS	5	PASI-O
		EPA 6010	BTS	1	PASI-O
		EPA 8270	JDT	21	PASI-O
		ASTM D2974-87	DRC	1	PASI-O
35333605037	**SB-34 (0.5-2)**	FL-PRO	SMB	3	PASI-O
		EPA 6010	BTS	5	PASI-O
		EPA 8270	JDT	21	PASI-O
		ASTM D2974-87	DRC	1	PASI-O
35333605038	**SB-34 (2-4)**	ASTM D2974-87	DRC	1	PASI-O
35333605039	**SB-34 (4-6)**	EPA 6010	BTS	1	PASI-O
		ASTM D2974-87	DRC	1	PASI-O
35333605040	**SB-36 (0-0.5)**	FL-PRO	SMB	3	PASI-O
		EPA 6010	BTS	5	PASI-O
		EPA 8270	JDT	21	PASI-O
		ASTM D2974-87	DRC	1	PASI-O
35333605041	**SB-36 (0.5-2)**	FL-PRO	SMB	3	PASI-O
		EPA 6010	BTS	5	PASI-O
		EPA 6010	BTS	1	PASI-O
		EPA 8270	JDT	21	PASI-O
		ASTM D2974-87	DRC	1	PASI-O
35333605042	**SB-36 (2-4)**	ASTM D2974-87	DRC	1	PASI-O
35333605043	**SB-36 (4-6)**	EPA 6010	BTS	1	PASI-O
		ASTM D2974-87	DRC	1	PASI-O
35333605044	**SB-38 (0-0.5)**	FL-PRO	SMB	3	PASI-O
		EPA 6010	BTS	5	PASI-O
		EPA 8270	JDT	21	PASI-O
		ASTM D2974-87	DRC	1	PASI-O
35333605045	**SB-38 (0.5-2)**	FL-PRO	SMB	3	PASI-O
		EPA 6010	BTS	5	PASI-O
		EPA 6010	BTS	1	PASI-O
		EPA 8270	JDT	21	PASI-O
		ASTM D2974-87	DRC	1	PASI-O
35333605046	**SB-38 (2-4)**	ASTM D2974-87	DRC	1	PASI-O
35333605047	**SB-38 (4-6)**	EPA 6010	BTS	1	PASI-O
		EPA 8270	JDT	21	PASI-O

This report shall not be reproduced, except in full,
without the written consent of Pace Analytical Services, LLC.

Pace Analytical Services, LLC
3610 Park Central Blvd N
Pompano Beach, FL 33064
954-582-4300

SAMPLE ANALYTE COUNT

Project: Ludlum Trail
Pace Project No.: 35333605

Lab ID	Sample ID	Method	Analysts	Analytes Reported	Laboratory
		ASTM D2974-87	DRC	1	PASI-O
35333605048	**SB-40 (0-0.5)**	FL-PRO	SMB	3	PASI-O
		EPA 6010	BTS	5	PASI-O
		EPA 8270	JDT	21	PASI-O
		ASTM D2974-87	DRC	1	PASI-O
35333605049	**SB-40 (0.5-2)**	FL-PRO	SMB	3	PASI-O
		EPA 6010	BTS	5	PASI-O
		EPA 6010	BTS	1	PASI-O
		EPA 8270	JDT	21	PASI-O
		EPA 8270 by SIM	TWB	20	PASI-O
		ASTM D2974-87	DRC	1	PASI-O
35333605050	**SB-40 (2-4)**	ASTM D2974-87	DRC	1	PASI-O
35333605051	**SB-40 (4-6)**	EPA 6010	BTS	1	PASI-O
		EPA 8270	JDT	21	PASI-O
		ASTM D2974-87	DRC	1	PASI-O
35333605052	**SB-42 (0-0.5)**	FL-PRO	SMB	3	PASI-O
		EPA 6010	BTS	5	PASI-O
		EPA 8270	JDT	21	PASI-O
		ASTM D2974-87	DRC	1	PASI-O
35333605053	**SB-42 (0.5-2)**	FL-PRO	JGW	3	PASI-O
		EPA 6010	BTS	5	PASI-O
		EPA 6010	BTS	1	PASI-O
		EPA 8270	JDT	21	PASI-O
		EPA 8270 by SIM	TWB	20	PASI-O
		ASTM D2974-87	DRC	1	PASI-O
35333605054	**SB-42 (2-4)**	ASTM D2974-87	DRC	1	PASI-O
35333605055	**SB-42 (4-6)**	EPA 6010	BTS	1	PASI-O
		EPA 8270	JDT	21	PASI-O
		ASTM D2974-87	DRC	1	PASI-O
35333605056	**SB-44 (0-0.5)**	FL-PRO	JGW	3	PASI-O
		EPA 6010	BTS	5	PASI-O
		EPA 6010	BTS	1	PASI-O
		EPA 8270	JDT, TWB	21	PASI-O
		EPA 8270 by SIM	TWB	20	PASI-O
		ASTM D2974-87	DRC	1	PASI-O
35333605057	**SB-44 (0.5-2)**	FL-PRO	JGW	3	PASI-O
		EPA 6010	BTS	5	PASI-O

This report shall not be reproduced, except in full,
without the written consent of Pace Analytical Services, LLC.

Pace Analytical Services, LLC
3610 Park Central Blvd N
Pompano Beach, FL 33064
954-582-4300

SAMPLE ANALYTE COUNT

Project: Ludlum Trail
Pace Project No.: 35333605

Lab ID	Sample ID	Method	Analysts	Analytes Reported	Laboratory
		EPA 8270	JDT	21	PASI-O
		EPA 8270 by SIM	TWB	20	PASI-O
		ASTM D2974-87	DRC	1	PASI-O
35333605058	**SB-44 (2-4)**	ASTM D2974-87	DRC	1	PASI-O
35333605059	**SB-44 (4-6)**	EPA 6010	BTS	1	PASI-O
		EPA 8270	JDT	21	PASI-O
		ASTM D2974-87	DRC	1	PASI-O
35333605060	**SB-46 (0-0.5)**	FL-PRO	JGW	3	PASI-O
		EPA 6010	BTS	5	PASI-O
		EPA 8270	JDT	21	PASI-O
		ASTM D2974-87	DRC	1	PASI-O
35333605061	**SB-46 (0.5-2)**	FL-PRO	JGW	3	PASI-O
		EPA 6010	BTS	5	PASI-O
		EPA 8270	JDT	21	PASI-O
		ASTM D2974-87	DRC	1	PASI-O
35333605062	**SB-46 (2-4)**	ASTM D2974-87	DRC	1	PASI-O
35333605063	**SB-46 (4-6)**	EPA 6010	BTS	1	PASI-O
		EPA 8270	JDT	21	PASI-O
		ASTM D2974-87	DRC	1	PASI-O

This report shall not be reproduced, except in full,
without the written consent of Pace Analytical Services, LLC.

Pace Analytical Services, LLC
3610 Park Central Blvd N
Pompano Beach, FL 33064
954-582-4300

PROJECT NARRATIVE

Project: Ludlum Trail
Pace Project No.: 35333605

Method: **FL-PRO**
Description: FL-PRO Soil Microwave
Client: SCS Engineers
Date: October 05, 2017

General Information:
30 samples were analyzed for FL-PRO. All samples were received in acceptable condition with any exceptions noted below or on the chain-of custody and/or the sample condition upon receipt form (SCUR) attached at the end of this report.

Hold Time:
The samples were analyzed within the method required hold times with any exceptions noted below.

Sample Preparation:
The samples were prepared in accordance with EPA 3546 with any exceptions noted below.

Initial Calibrations (including MS Tune as applicable):
All criteria were within method requirements with any exceptions noted below.

Continuing Calibration:
All criteria were within method requirements with any exceptions noted below.

Surrogates:
All surrogates were within QC limits with any exceptions noted below.

QC Batch: 391020

J(S5): Estimated Value. Surrogate recovery outside control limits due to matrix interferences (not confirmed by re-analysis).

- SB-34 (0.5-2) (Lab ID: 35333605037)
  - o-Terphenyl (S)
- SB-38 (0.5-2) (Lab ID: 35333605045)
  - o-Terphenyl (S)
- SB-40 (0.5-2) (Lab ID: 35333605049)
  - o-Terphenyl (S)

S3: Surrogate recovery exceeded laboratory control limits. Analyte presence below reporting limits in associated sample.

- SB-44 (0.5-2) (Lab ID: 35333605057)
  - o-Terphenyl (S)
- SB-46 (0.5-2) (Lab ID: 35333605061)
  - o-Terphenyl (S)

Method Blank:
All analytes were below the report limit in the method blank, where applicable, with any exceptions noted below.

Laboratory Control Spike:
All laboratory control spike compounds were within QC limits with any exceptions noted below.

Matrix Spikes:
All percent recoveries and relative percent differences (RPDs) were within acceptance criteria with any exceptions noted below.

Additional Comments:

This report shall not be reproduced, except in full,
without the written consent of Pace Analytical Services, LLC.

Pace Analytical Services, LLC
3610 Park Central Blvd N
Pompano Beach, FL 33064
954-582-4300

PROJECT NARRATIVE

Project: Ludlum Trail
Pace Project No.: 35333605

Method: **TPH in Soil**
Description: TPHCWGS Total Pet Hydrocarbons
Client: SCS Engineers
Date: October 05, 2017

General Information:
2 samples were analyzed for TPH in Soil. All samples were received in acceptable condition with any exceptions noted below or on the chain-of custody and/or the sample condition upon receipt form (SCUR) attached at the end of this report.

Hold Time:
The samples were analyzed within the method required hold times with any exceptions noted below.

Q: Sample held beyond the accepted holding time.
- SB-20 (0-0.5) (Lab ID: 35333605004)
- SB-24 (0-0.5) (Lab ID: 35333605015)

Sample Preparation:
The samples were prepared in accordance with TPH in Soil with any exceptions noted below.

Initial Calibrations (including MS Tune as applicable):
All criteria were within method requirements with any exceptions noted below.

Continuing Calibration:
All criteria were within method requirements with any exceptions noted below.

Surrogates:
All surrogates were within QC limits with any exceptions noted below.

Method Blank:
All analytes were below the report limit in the method blank, where applicable, with any exceptions noted below.

Laboratory Control Spike:
All laboratory control spike compounds were within QC limits with any exceptions noted below.

Matrix Spikes:
All percent recoveries and relative percent differences (RPDs) were within acceptance criteria with any exceptions noted below.

Additional Comments:

This report shall not be reproduced, except in full,
without the written consent of Pace Analytical Services, LLC.

Pace Analytical Services, LLC
3610 Park Central Blvd N
Pompano Beach, FL 33064
954-582-4300

PROJECT NARRATIVE

Project: Ludlum Trail
Pace Project No.: 35333605

Method: **EPA 6010**
Description: 6010 MET ICP
Client: SCS Engineers
Date: October 05, 2017

General Information:
44 samples were analyzed for EPA 6010. All samples were received in acceptable condition with any exceptions noted below or on the chain-of custody and/or the sample condition upon receipt form (SCUR) attached at the end of this report.

Hold Time:
The samples were analyzed within the method required hold times with any exceptions noted below.

Sample Preparation:
The samples were prepared in accordance with EPA 3050 with any exceptions noted below.

Initial Calibrations (including MS Tune as applicable):
All criteria were within method requirements with any exceptions noted below.

Continuing Calibration:
All criteria were within method requirements with any exceptions noted below.

Method Blank:
All analytes were below the report limit in the method blank, where applicable, with any exceptions noted below.

Laboratory Control Spike:
All laboratory control spike compounds were within QC limits with any exceptions noted below.

Matrix Spikes:
All percent recoveries and relative percent differences (RPDs) were within acceptance criteria with any exceptions noted below.

QC Batch: 391393

A matrix spike and/or matrix spike duplicate (MS/MSD) were performed on the following sample(s): 35333605022

J(M1): Estimated Value. Matrix spike recovery exceeded QC limits. Batch accepted based on laboratory control sample (LCS) recovery.

- MSD (Lab ID: 2130586)
  - Arsenic
  - Chromium

J(R1): Estimated Value. RPD value was outside control limits.

- MSD (Lab ID: 2130586)
  - Arsenic
  - Chromium

QC Batch: 391542

A matrix spike and/or matrix spike duplicate (MS/MSD) were performed on the following sample(s): 35333413008

J(M1): Estimated Value. Matrix spike recovery exceeded QC limits. Batch accepted based on laboratory control sample (LCS) recovery.

- MS (Lab ID: 2131325)
  - Chromium
- MSD (Lab ID: 2131326)

This report shall not be reproduced, except in full,
without the written consent of Pace Analytical Services, LLC.

Pace Analytical Services, LLC
3610 Park Central Blvd N
Pompano Beach, FL 33064
954-582-4300

PROJECT NARRATIVE

Project: Ludlum Trail
Pace Project No.: 35333605

Method: **EPA 6010**
Description: 6010 MET ICP
Client: SCS Engineers
Date: October 05, 2017

QC Batch: 391542

A matrix spike and/or matrix spike duplicate (MS/MSD) were performed on the following sample(s): 35333413008

J(M1): Estimated Value. Matrix spike recovery exceeded QC limits. Batch accepted based on laboratory control sample (LCS) recovery.

- Chromium

QC Batch: 393325

A matrix spike and/or matrix spike duplicate (MS/MSD) were performed on the following sample(s): 35333594003

J(M1): Estimated Value. Matrix spike recovery exceeded QC limits. Batch accepted based on laboratory control sample (LCS) recovery.

- MS (Lab ID: 2141432)
  - Arsenic

Additional Comments:

This report shall not be reproduced, except in full,
without the written consent of Pace Analytical Services, LLC.

Pace Analytical Services, LLC
3610 Park Central Blvd N
Pompano Beach, FL 33064
954-582-4300

PROJECT NARRATIVE

Project: Ludlum Trail
Pace Project No.: 35333605

Method: **EPA 6010**
Description: 6010 MET ICP, SPLP
Client: SCS Engineers
Date: October 05, 2017

General Information:
14 samples were analyzed for EPA 6010. All samples were received in acceptable condition with any exceptions noted below or on the chain-of custody and/or the sample condition upon receipt form (SCUR) attached at the end of this report.

Hold Time:
The samples were analyzed within the method required hold times with any exceptions noted below.

Sample Preparation:
The samples were prepared in accordance with EPA 3010 with any exceptions noted below.

Initial Calibrations (including MS Tune as applicable):
All criteria were within method requirements with any exceptions noted below.

Continuing Calibration:
All criteria were within method requirements with any exceptions noted below.

Method Blank:
All analytes were below the report limit in the method blank, where applicable, with any exceptions noted below.

Laboratory Control Spike:
All laboratory control spike compounds were within QC limits with any exceptions noted below.

Matrix Spikes:
All percent recoveries and relative percent differences (RPDs) were within acceptance criteria with any exceptions noted below.

QC Batch: 396219

A matrix spike and/or matrix spike duplicate (MS/MSD) were performed on the following sample(s): 35333057008

J(M1): Estimated Value. Matrix spike recovery exceeded QC limits. Batch accepted based on laboratory control sample (LCS) recovery.

- MS (Lab ID: 2161189)
  - Arsenic
- MSD (Lab ID: 2161190)
  - Arsenic

Additional Comments:

This report shall not be reproduced, except in full,
without the written consent of Pace Analytical Services, LLC.

Pace Analytical Services, LLC
3610 Park Central Blvd N
Pompano Beach, FL 33064
954-582-4300

PROJECT NARRATIVE

Project: Ludlum Trail
Pace Project No.: 35333605

Method: **EPA 8270**
Description: 8270 MSSV Short List Microwave
Client: SCS Engineers
Date: October 05, 2017

General Information:
38 samples were analyzed for EPA 8270. All samples were received in acceptable condition with any exceptions noted below or on the chain-of custody and/or the sample condition upon receipt form (SCUR) attached at the end of this report.

Hold Time:
The samples were analyzed within the method required hold times with any exceptions noted below.

Q: Sample held beyond the accepted holding time.
- SB-38 (4-6) (Lab ID: 35333605047)
- SB-40 (4-6) (Lab ID: 35333605051)
- SB-42 (4-6) (Lab ID: 35333605055)
- SB-44 (4-6) (Lab ID: 35333605059)
- SB-46 (4-6) (Lab ID: 35333605063)

Sample Preparation:
The samples were prepared in accordance with EPA 3546 with any exceptions noted below.

Initial Calibrations (including MS Tune as applicable):
All criteria were within method requirements with any exceptions noted below.

Continuing Calibration:
All criteria were within method requirements with any exceptions noted below.

Internal Standards:
All internal standards were within QC limits with any exceptions noted below.

Surrogates:
All surrogates were within QC limits with any exceptions noted below.

Method Blank:
All analytes were below the report limit in the method blank, where applicable, with any exceptions noted below.

QC Batch: 391007

V: Indicates that the analyte was detected in both the sample and the associated method blank.
- BLANK for HBN 391007 [OEXT/370 (Lab ID: 2128169)
  - Benzo(a)pyrene
  - Benzo(g,h,i)perylene
  - Indeno(1,2,3-cd)pyrene

QC Batch: 391025

V: Indicates that the analyte was detected in both the sample and the associated method blank.
- BLANK for HBN 391025 [OEXT/370 (Lab ID: 2128247)
  - Benzo(a)pyrene

This report shall not be reproduced, except in full,
without the written consent of Pace Analytical Services, LLC.

Pace Analytical Services, LLC
3610 Park Central Blvd N
Pompano Beach, FL 33064
954-582-4300

PROJECT NARRATIVE

Project: Ludlum Trail
Pace Project No.: 35333605

Method: **EPA 8270**
Description: 8270 MSSV Short List Microwave
Client: SCS Engineers
Date: October 05, 2017

Laboratory Control Spike:
All laboratory control spike compounds were within QC limits with any exceptions noted below.

Matrix Spikes:
All percent recoveries and relative percent differences (RPDs) were within acceptance criteria with any exceptions noted below.

QC Batch: 392712

A matrix spike and/or matrix spike duplicate (MS/MSD) were performed on the following sample(s): 35334458004

J(R1): Estimated Value. RPD value was outside control limits.

- MSD (Lab ID: 2139202)
  - Fluoranthene

Additional Comments:

Analyte Comments:

QC Batch: 391007

D3: Sample was diluted due to the presence of high levels of non-target analytes or other matrix interference.

- SB-15 (0-0.5) (Lab ID: 35333605001)
  - 1-Methylnaphthalene
  - 2-Methylnaphthalene
  - Acenaphthene
  - Acenaphthylene
  - Anthracene
  - Dibenz(a,h)anthracene
  - Fluorene
  - Naphthalene
  - Phenanthrene
- SB-20 (0-0.5) (Lab ID: 35333605004)
  - 1-Methylnaphthalene
  - 2-Methylnaphthalene
  - Acenaphthene
  - Acenaphthylene
  - Anthracene
  - Benzo(k)fluoranthene
  - Benzo(g,h,i)perylene
  - Benzo(a)anthracene
  - Benzo(b)fluoranthene
  - Benzo(a)pyrene
  - Chrysene
  - Dibenz(a,h)anthracene
  - Fluorene
  - Fluoranthene
  - Indeno(1,2,3-cd)pyrene
  - Naphthalene
  - Phenanthrene

This report shall not be reproduced, except in full,
without the written consent of Pace Analytical Services, LLC.

Pace Analytical Services, LLC
3610 Park Central Blvd N
Pompano Beach, FL 33064
954-582-4300

PROJECT NARRATIVE

Project: Ludlum Trail
Pace Project No.: 35333605

Method: **EPA 8270**
Description: 8270 MSSV Short List Microwave
Client: SCS Engineers
Date: October 05, 2017

Analyte Comments:

QC Batch: 391007

D3: Sample was diluted due to the presence of high levels of non-target analytes or other matrix interference.

- SB-20 (0-0.5) (Lab ID: 35333605004)
  - Pyrene
- SB-20 (0.5-2) (Lab ID: 35333605005)
  - 1-Methylnaphthalene
  - 2-Methylnaphthalene
  - Acenaphthene
  - Acenaphthylene
  - Anthracene
  - Benzo(k)fluoranthene
  - Benzo(g,h,i)perylene
  - Benzo(a)anthracene
  - Benzo(b)fluoranthene
  - Benzo(a)pyrene
  - Chrysene
  - Dibenz(a,h)anthracene
  - Fluorene
  - Fluoranthene
  - Indeno(1,2,3-cd)pyrene
  - Naphthalene
  - Phenanthrene
  - Pyrene

QC Batch: 391025

D3: Sample was diluted due to the presence of high levels of non-target analytes or other matrix interference.

- SB-24 (0-0.5) (Lab ID: 35333605015)
  - 1-Methylnaphthalene
  - 2-Methylnaphthalene
  - Acenaphthene
  - Acenaphthylene
  - Anthracene
  - Benzo(k)fluoranthene
  - Benzo(g,h,i)perylene
  - Benzo(a)anthracene
  - Benzo(b)fluoranthene
  - Benzo(a)pyrene
  - Chrysene
  - Dibenz(a,h)anthracene
  - Fluorene
  - Fluoranthene
  - Indeno(1,2,3-cd)pyrene
  - Naphthalene
  - Phenanthrene
  - Pyrene

This report shall not be reproduced, except in full,
without the written consent of Pace Analytical Services, LLC.

Pace Analytical Services, LLC
3610 Park Central Blvd N
Pompano Beach, FL 33064
954-582-4300

PROJECT NARRATIVE

Project: Ludlum Trail
Pace Project No.: 35333605

Method: **EPA 8270**
Description: 8270 MSSV Short List Microwave
Client: SCS Engineers
Date: October 05, 2017

Analyte Comments:

QC Batch: 391025

D3: Sample was diluted due to the presence of high levels of non-target analytes or other matrix interference.

- SB-36 (0-0.5) (Lab ID: 35333605040)
  - 1-Methylnaphthalene
  - 2-Methylnaphthalene
  - Acenaphthene
  - Acenaphthylene
  - Anthracene
  - Benzo(k)fluoranthene
  - Benzo(g,h,i)perylene
  - Benzo(a)anthracene
  - Benzo(b)fluoranthene
  - Benzo(a)pyrene
  - Chrysene
  - Dibenz(a,h)anthracene
  - Fluorene
  - Fluoranthene
  - Indeno(1,2,3-cd)pyrene
  - Naphthalene
  - Phenanthrene
  - Pyrene

L: Off-scale high. Actual value is known to be greater than value given.

- SB-34 (0.5-2) (Lab ID: 35333605037)
  - Benzo(b)fluoranthene
  - Benzo(a)pyrene
  - Chrysene
  - Pyrene
- SB-38 (0.5-2) (Lab ID: 35333605045)
  - Benzo(b)fluoranthene

QC Batch: 391181

D3: Sample was diluted due to the presence of high levels of non-target analytes or other matrix interference.

- SB-42 (0-0.5) (Lab ID: 35333605052)
  - 1-Methylnaphthalene
  - 2-Methylnaphthalene
  - Acenaphthene
  - Acenaphthylene
  - Anthracene
  - Benzo(k)fluoranthene
  - Benzo(g,h,i)perylene
  - Benzo(a)anthracene
  - Benzo(b)fluoranthene
  - Benzo(a)pyrene
  - Chrysene
  - Dibenz(a,h)anthracene

This report shall not be reproduced, except in full,
without the written consent of Pace Analytical Services, LLC.

Pace Analytical Services, LLC
3610 Park Central Blvd N
Pompano Beach, FL 33064
954-582-4300

PROJECT NARRATIVE

Project: Ludlum Trail
Pace Project No.: 35333605

Method: **EPA 8270**
Description: 8270 MSSV Short List Microwave
Client: SCS Engineers
Date: October 05, 2017

Analyte Comments:

QC Batch: 391181

D3: Sample was diluted due to the presence of high levels of non-target analytes or other matrix interference.

- SB-42 (0-0.5) (Lab ID: 35333605052)
  - Fluorene
  - Fluoranthene
  - Indeno(1,2,3-cd)pyrene
  - Naphthalene
  - Phenanthrene
  - Pyrene
- SB-42 (0.5-2) (Lab ID: 35333605053)
  - 1-Methylnaphthalene
  - 2-Methylnaphthalene
  - Acenaphthene
  - Acenaphthylene
  - Anthracene
  - Benzo(k)fluoranthene
  - Benzo(g,h,i)perylene
  - Benzo(a)anthracene
  - Benzo(b)fluoranthene
  - Benzo(a)pyrene
  - Chrysene
  - Dibenz(a,h)anthracene
  - Fluorene
  - Fluoranthene
  - Indeno(1,2,3-cd)pyrene
  - Naphthalene
  - Phenanthrene
  - Pyrene
- SB-44 (0-0.5) (Lab ID: 35333605056)
  - 1-Methylnaphthalene
  - 2-Methylnaphthalene
  - Acenaphthene
  - Acenaphthylene
  - Anthracene
  - Benzo(k)fluoranthene
  - Benzo(g,h,i)perylene
  - Benzo(a)anthracene
  - Benzo(b)fluoranthene
  - Benzo(a)pyrene
  - Chrysene
  - Dibenz(a,h)anthracene
  - Fluorene
  - Fluoranthene
  - Indeno(1,2,3-cd)pyrene
  - Naphthalene

This report shall not be reproduced, except in full,
without the written consent of Pace Analytical Services, LLC.

Pace Analytical Services, LLC
3610 Park Central Blvd N
Pompano Beach, FL 33064
954-582-4300

PROJECT NARRATIVE

Project: Ludlum Trail
Pace Project No.: 35333605

Method: **EPA 8270**
Description: 8270 MSSV Short List Microwave
Client: SCS Engineers
Date: October 05, 2017

Analyte Comments:

QC Batch: 391181

D3: Sample was diluted due to the presence of high levels of non-target analytes or other matrix interference.

- SB-44 (0-0.5) (Lab ID: 35333605056)
  - Phenanthrene
  - Pyrene
- SB-44 (0.5-2) (Lab ID: 35333605057)
  - 1-Methylnaphthalene
  - 2-Methylnaphthalene
  - Acenaphthene
  - Acenaphthylene
  - Anthracene
  - Benzo(k)fluoranthene
  - Benzo(g,h,i)perylene
  - Benzo(a)anthracene
  - Benzo(b)fluoranthene
  - Benzo(a)pyrene
  - Chrysene
  - Dibenz(a,h)anthracene
  - Fluorene
  - Fluoranthene
  - Indeno(1,2,3-cd)pyrene
  - Naphthalene
  - Phenanthrene
  - Pyrene
- SB-46 (0-0.5) (Lab ID: 35333605060)
  - 1-Methylnaphthalene
  - 2-Methylnaphthalene
  - Acenaphthene
  - Acenaphthylene
  - Anthracene
  - Benzo(k)fluoranthene
  - Benzo(g,h,i)perylene
  - Benzo(a)anthracene
  - Benzo(b)fluoranthene
  - Benzo(a)pyrene
  - Chrysene
  - Dibenz(a,h)anthracene
  - Fluorene
  - Fluoranthene
  - Indeno(1,2,3-cd)pyrene
  - Naphthalene
  - Phenanthrene
  - Pyrene
- SB-46 (0.5-2) (Lab ID: 35333605061)
  - 1-Methylnaphthalene

This report shall not be reproduced, except in full,
without the written consent of Pace Analytical Services, LLC.

Pace Analytical Services, LLC
3610 Park Central Blvd N
Pompano Beach, FL 33064
954-582-4300

PROJECT NARRATIVE

Project: Ludlum Trail
Pace Project No.: 35333605

Method: **EPA 8270**
Description: 8270 MSSV Short List Microwave
Client: SCS Engineers
Date: October 05, 2017

Analyte Comments:

QC Batch: 391181

D3: Sample was diluted due to the presence of high levels of non-target analytes or other matrix interference.

- SB-46 (0.5-2) (Lab ID: 35333605061)
  - 2-Methylnaphthalene
  - Acenaphthene
  - Acenaphthylene
  - Anthracene
  - Benzo(k)fluoranthene
  - Benzo(g,h,i)perylene
  - Benzo(a)anthracene
  - Benzo(b)fluoranthene
  - Benzo(a)pyrene
  - Chrysene
  - Dibenz(a,h)anthracene
  - Fluorene
  - Fluoranthene
  - Indeno(1,2,3-cd)pyrene
  - Naphthalene
  - Phenanthrene
  - Pyrene

This report shall not be reproduced, except in full,
without the written consent of Pace Analytical Services, LLC.

Pace Analytical Services, LLC
3610 Park Central Blvd N
Pompano Beach, FL 33064
954-582-4300

PROJECT NARRATIVE

Project: Ludlum Trail
Pace Project No.: 35333605

Method: **EPA 8270 by SIM**
Description: 8270 MSSV PAH by SIM SPLP
Client: SCS Engineers
Date: October 05, 2017

General Information:
11 samples were analyzed for EPA 8270 by SIM. All samples were received in acceptable condition with any exceptions noted below or on the chain-of custody and/or the sample condition upon receipt form (SCUR) attached at the end of this report.

Hold Time:
The samples were analyzed within the method required hold times with any exceptions noted below.

Q: Sample held beyond the accepted holding time.
- SB-15 (0-0.5) (Lab ID: 35333605001)
- SB-20 (0-0.5) (Lab ID: 35333605004)
- SB-22 (0-0.5) (Lab ID: 35333605009)
- SB-24 (0-0.5) (Lab ID: 35333605015)
- SB-26 (0-0.5) (Lab ID: 35333605021)
- SB-28 (0-0.5) (Lab ID: 35333605025)
- SB-32 (0.5-2) (Lab ID: 35333605033)
- SB-40 (0.5-2) (Lab ID: 35333605049)
- SB-42 (0.5-2) (Lab ID: 35333605053)
- SB-44 (0-0.5) (Lab ID: 35333605056)
- SB-44 (0.5-2) (Lab ID: 35333605057)

Sample Preparation:
The samples were prepared in accordance with EPA 3510 with any exceptions noted below.

Initial Calibrations (including MS Tune as applicable):
All criteria were within method requirements with any exceptions noted below.

Continuing Calibration:
All criteria were within method requirements with any exceptions noted below.

Internal Standards:
All internal standards were within QC limits with any exceptions noted below.

Surrogates:
All surrogates were within QC limits with any exceptions noted below.

Method Blank:
All analytes were below the report limit in the method blank, where applicable, with any exceptions noted below.

Laboratory Control Spike:
All laboratory control spike compounds were within QC limits with any exceptions noted below.

QC Batch: 395986

J(L1): Estimated Value. Analyte recovery in the laboratory control sample (LCS) was above QC limits. Results for this analyte in associated samples may be biased high.
- LCS (Lab ID: 2160051)

This report shall not be reproduced, except in full,
without the written consent of Pace Analytical Services, LLC.

Pace Analytical Services, LLC
3610 Park Central Blvd N
Pompano Beach, FL 33064
954-582-4300

PROJECT NARRATIVE

Project: Ludlum Trail
Pace Project No.: 35333605

Method: **EPA 8270 by SIM**
Description: 8270 MSSV PAH by SIM SPLP
Client: SCS Engineers
Date: October 05, 2017

QC Batch: 395986

J(L1): Estimated Value. Analyte recovery in the laboratory control sample (LCS) was above QC limits. Results for this analyte in associated samples may be biased high.

- Benzo(g,h,i)perylene
- LCSD (Lab ID: 2160052)
  - Benzo(g,h,i)perylene

Matrix Spikes:
All percent recoveries and relative percent differences (RPDs) were within acceptance criteria with any exceptions noted below.

QC Batch: 395986

A matrix spike/matrix spike duplicate was not performed due to insufficient sample volume.

Additional Comments:

Analyte Comments:

QC Batch: 395986

1p: A matrix spike/matrix spike duplicate was not performed for this batch due to insufficient sample volume.

- SB-44 (0.5-2) (Lab ID: 35333605057)
  - 1-Methylnaphthalene
  - 2-Methylnaphthalene
  - Acenaphthene
  - Acenaphthylene
  - Anthracene
  - Benzo(k)fluoranthene
  - Benzo(g,h,i)perylene
  - Benzo(a)anthracene
  - Benzo(b)fluoranthene
  - Benzo(a)pyrene
  - Chrysene
  - Dibenz(a,h)anthracene
  - Fluorene
  - Fluoranthene
  - Indeno(1,2,3-cd)pyrene
  - Naphthalene
  - Phenanthrene
  - Pyrene

This report shall not be reproduced, except in full,
without the written consent of Pace Analytical Services, LLC.

Pace Analytical Services, LLC
3610 Park Central Blvd N
Pompano Beach, FL 33064
954-582-4300

PROJECT NARRATIVE

Project: Ludlum Trail
Pace Project No.: 35333605

Method: **EPA 8260**
Description: 8260/5035A Volatile Organics
Client: SCS Engineers
Date: October 05, 2017

General Information:
2 samples were analyzed for EPA 8260. All samples were received in acceptable condition with any exceptions noted below or on the chain-of custody and/or the sample condition upon receipt form (SCUR) attached at the end of this report.

Hold Time:
The samples were analyzed within the method required hold times with any exceptions noted below.

Initial Calibrations (including MS Tune as applicable):
All criteria were within method requirements with any exceptions noted below.

Continuing Calibration:
All criteria were within method requirements with any exceptions noted below.

Internal Standards:
All internal standards were within QC limits with any exceptions noted below.

Surrogates:
All surrogates were within QC limits with any exceptions noted below.

Method Blank:
All analytes were below the report limit in the method blank, where applicable, with any exceptions noted below.

Laboratory Control Spike:
All laboratory control spike compounds were within QC limits with any exceptions noted below.

Matrix Spikes:
All percent recoveries and relative percent differences (RPDs) were within acceptance criteria with any exceptions noted below.

QC Batch: 376884

A matrix spike and/or matrix spike duplicate (MS/MSD) were performed on the following sample(s): 35333909004

J(M1): Estimated Value. Matrix spike recovery exceeded QC limits. Batch accepted based on laboratory control sample (LCS) recovery.

- MS (Lab ID: 2088383)
  - 1,2,3-Trichlorobenzene
  - Acetone
  - Iodomethane
  - Vinyl acetate

Duplicate Sample:
All duplicate sample results were within method acceptance criteria with any exceptions noted below.

Additional Comments:

This data package has been reviewed for quality and completeness and is approved for release.

This report shall not be reproduced, except in full,
without the written consent of Pace Analytical Services, LLC.

Pace Analytical Services, LLC
3610 Park Central Blvd N
Pompano Beach, FL 33064
954-582-4300

ANALYTICAL RESULTS

Project: Ludlum Trail
Pace Project No.: 35333605

Sample: SB-15 (0-0.5) **Lab ID: 35333605001** Collected: 08/30/17 14:50 Received: 08/30/17 15:30 Matrix: Solid

Results reported on a "dry weight" basis and are adjusted for percent moisture, sample size and any dilutions.

Parameters	Results	Units	PQL	MDL	DF	Prepared	Analyzed	CAS No.	Qual
FL-PRO Soil Microwave	Analytical Method: FL-PRO Preparation Method: EPA 3546								
Petroleum Range Organics	**174**	mg/kg	8.8	5.6	1	09/05/17 20:50	09/06/17 08:31		
Surrogates									
o-Terphenyl (S)	84	%	62-109		1	09/05/17 20:50	09/06/17 08:31	84-15-1	
N-Pentatriacontane (S)	104	%	42-159		1	09/05/17 20:50	09/06/17 08:31	630-07-09	
6010 MET ICP	Analytical Method: EPA 6010 Preparation Method: EPA 3050								
Arsenic	**35.1**	mg/kg	0.59	0.30	1	09/05/17 15:20	09/06/17 13:06	7440-38-2	
Cadmium	**0.24**	mg/kg	0.059	0.030	1	09/05/17 15:20	09/06/17 13:06	7440-43-9	
Chromium	**13.9**	mg/kg	0.30	0.15	1	09/05/17 15:20	09/06/17 13:06	7440-47-3	
Copper	**14.2**	mg/kg	0.30	0.15	1	09/05/17 15:20	09/06/17 13:06	7440-50-8	
Lead	**26.9**	mg/kg	0.59	0.30	1	09/05/17 15:20	09/06/17 13:06	7439-92-1	
6010 MET ICP, SPLP	Analytical Method: EPA 6010 Preparation Method: EPA 3010 Leachate Method/Date: EPA 1312; 09/19/17 18:57								
Arsenic	**0.021**	mg/L	0.010	0.0050	1	09/21/17 17:00	09/22/17 18:22	7440-38-2	
8270 MSSV Short List Microwave	Analytical Method: EPA 8270 Preparation Method: EPA 3546								
Acenaphthene	**0.050 I**	mg/kg	0.069	0.025	1	09/01/17 04:30	09/02/17 11:32	83-32-9	D3
Acenaphthylene	**2.1**	mg/kg	0.069	0.022	1	09/01/17 04:30	09/02/17 11:32	208-96-8	D3
Anthracene	**1.5**	mg/kg	0.069	0.021	1	09/01/17 04:30	09/02/17 11:32	120-12-7	D3
Benzo(a)anthracene	**11.4**	mg/kg	3.5	1.0	50	09/01/17 04:30	09/08/17 13:11	56-55-3	
Benzo(a)pyrene	**12.3**	mg/kg	3.5	0.41	50	09/01/17 04:30	09/08/17 13:11	50-32-8	
Benzo(b)fluoranthene	**17.3**	mg/kg	3.5	2.6	50	09/01/17 04:30	09/08/17 13:11	205-99-2	
Benzo(g,h,i)perylene	**9.4**	mg/kg	3.5	1.3	50	09/01/17 04:30	09/08/17 13:11	191-24-2	
Benzo(k)fluoranthene	**8.9**	mg/kg	3.5	0.75	50	09/01/17 04:30	09/08/17 13:11	207-08-9	
Chrysene	**13.0**	mg/kg	3.5	1.2	50	09/01/17 04:30	09/08/17 13:11	218-01-9	
Dibenz(a,h)anthracene	**1.9**	mg/kg	0.069	0.035	1	09/01/17 04:30	09/02/17 11:32	53-70-3	D3
Fluoranthene	**17.6**	mg/kg	3.5	1.1	50	09/01/17 04:30	09/08/17 13:11	206-44-0	
Fluorene	**0.17**	mg/kg	0.069	0.031	1	09/01/17 04:30	09/02/17 11:32	86-73-7	D3
Indeno(1,2,3-cd)pyrene	**8.8**	mg/kg	3.5	1.8	50	09/01/17 04:30	09/08/17 13:11	193-39-5	
1-Methylnaphthalene	**0.72**	mg/kg	0.069	0.025	1	09/01/17 04:30	09/02/17 11:32	90-12-0	D3
2-Methylnaphthalene	**1.0**	mg/kg	0.069	0.028	1	09/01/17 04:30	09/02/17 11:32	91-57-6	D3
Naphthalene	**0.99**	mg/kg	0.069	0.023	1	09/01/17 04:30	09/02/17 11:32	91-20-3	D3
Phenanthrene	**5.6**	mg/kg	0.069	0.026	1	09/01/17 04:30	09/02/17 11:32	85-01-8	D3
Pyrene	**17.7**	mg/kg	3.5	1.8	50	09/01/17 04:30	09/08/17 13:11	129-00-0	
Surrogates									
Nitrobenzene-d5 (S)	69	%	16-123		1	09/01/17 04:30	09/02/17 11:32	4165-60-0	
2-Fluorobiphenyl (S)	75	%	32-129		1	09/01/17 04:30	09/02/17 11:32	321-60-8	
Terphenyl-d14 (S)	62	%	38-138		1	09/01/17 04:30	09/02/17 11:32	1718-51-0	
8270 MSSV PAH by SIM SPLP	Analytical Method: EPA 8270 by SIM Preparation Method: EPA 3510 Leachate Method/Date: EPA 1312; 09/19/17 18:57								
Acenaphthene	**0.025 U**	ug/L	0.50	0.025	1	09/22/17 11:30	09/26/17 04:24	83-32-9	Q
Acenaphthylene	**0.025 U**	ug/L	0.50	0.025	1	09/22/17 11:30	09/26/17 04:24	208-96-8	Q
Anthracene	**1.1**	ug/L	0.50	0.025	1	09/22/17 11:30	09/26/17 04:24	120-12-7	Q

This report shall not be reproduced, except in full,
without the written consent of Pace Analytical Services, LLC.

Pace Analytical Services, LLC
3610 Park Central Blvd N
Pompano Beach, FL 33064
954-582-4300

ANALYTICAL RESULTS

Project: Ludlum Trail
Pace Project No.: 35333605

Sample: SB-15 (0-0.5) **Lab ID: 35333605001** Collected: 08/30/17 14:50 Received: 08/30/17 15:30 Matrix: Solid

Results reported on a "dry weight" basis and are adjusted for percent moisture, sample size and any dilutions.

Parameters	Results	Units	PQL	MDL	DF	Prepared	Analyzed	CAS No.	Qual
8270 MSSV PAH by SIM SPLP	Analytical Method: EPA 8270 by SIM Preparation Method: EPA 3510								
	Leachate Method/Date: EPA 1312; 09/19/17 18:57								
Benzo(a)anthracene	**1.7**	ug/L	0.10	0.025	1	09/22/17 11:30	09/26/17 04:24	56-55-3	Q
Benzo(a)pyrene	**1.3**	ug/L	0.10	0.025	1	09/22/17 11:30	09/26/17 04:24	50-32-8	Q
Benzo(b)fluoranthene	**0.56**	ug/L	0.10	0.025	1	09/22/17 11:30	09/26/17 04:24	205-99-2	Q
Benzo(g,h,i)perylene	**1.4**	ug/L	0.50	0.028	1	09/22/17 11:30	09/26/17 04:24	191-24-2	Q
Benzo(k)fluoranthene	**0.025 U**	ug/L	0.50	0.025	1	09/22/17 11:30	09/26/17 04:24	207-08-9	Q
Chrysene	**0.15 I**	ug/L	0.50	0.025	1	09/22/17 11:30	09/26/17 04:24	218-01-9	Q
Dibenz(a,h)anthracene	**1.5**	ug/L	0.10	0.034	1	09/22/17 11:30	09/26/17 04:24	53-70-3	Q
Fluoranthene	**1.3**	ug/L	0.50	0.025	1	09/22/17 11:30	09/26/17 04:24	206-44-0	Q
Fluorene	**0.025 U**	ug/L	0.50	0.025	1	09/22/17 11:30	09/26/17 04:24	86-73-7	Q
Indeno(1,2,3-cd)pyrene	**1.5**	ug/L	0.10	0.029	1	09/22/17 11:30	09/26/17 04:24	193-39-5	Q
1-Methylnaphthalene	**1.0 U**	ug/L	2.0	1.0	1	09/22/17 11:30	09/26/17 04:24	90-12-0	Q
2-Methylnaphthalene	**1.0 U**	ug/L	2.0	1.0	1	09/22/17 11:30	09/26/17 04:24	91-57-6	Q
Naphthalene	**1.0 U**	ug/L	2.0	1.0	1	09/22/17 11:30	09/26/17 04:24	91-20-3	Q
Phenanthrene	**0.050 U**	ug/L	0.50	0.050	1	09/22/17 11:30	09/26/17 04:24	85-01-8	Q
Pyrene	**0.94**	ug/L	0.50	0.025	1	09/22/17 11:30	09/26/17 04:24	129-00-0	Q
Surrogates									
2-Fluorobiphenyl (S)	58	%	33-101		1	09/22/17 11:30	09/26/17 04:24	321-60-8	
Terphenyl-d14 (S)	70	%	38-115		1	09/22/17 11:30	09/26/17 04:24	1718-51-0	
Percent Moisture	Analytical Method: ASTM D2974-87								
Percent Moisture	**5.6**	%	0.10	0.10	1		09/02/17 09:46		

This report shall not be reproduced, except in full,
without the written consent of Pace Analytical Services, LLC.

Pace Analytical Services, LLC
3610 Park Central Blvd N
Pompano Beach, FL 33064
954-582-4300

ANALYTICAL RESULTS

Project: Ludlum Trail
Pace Project No.: 35333605

Sample: SB-15 (0.5-2) **Lab ID: 35333605002** Collected: 08/30/17 14:53 Received: 08/30/17 15:30 Matrix: Solid

Results reported on a "dry weight" basis and are adjusted for percent moisture, sample size and any dilutions.

Parameters	Results	Units	PQL	MDL	DF	Prepared	Analyzed	CAS No.	Qual
FL-PRO Soil Microwave	Analytical Method: FL-PRO Preparation Method: EPA 3546								
Petroleum Range Organics	**2.9 I**	mg/kg	4.5	2.9	1	09/05/17 20:50	09/06/17 08:55		
Surrogates									
o-Terphenyl (S)	94	%	62-109		1	09/05/17 20:50	09/06/17 08:55	84-15-1	
N-Pentatriacontane (S)	90	%	42-159		1	09/05/17 20:50	09/06/17 08:55	630-07-09	
6010 MET ICP	Analytical Method: EPA 6010 Preparation Method: EPA 3050								
Arsenic	**18.4**	mg/kg	0.63	0.31	1	09/05/17 15:20	09/06/17 13:11	7440-38-2	
Cadmium	**0.072**	mg/kg	0.063	0.031	1	09/05/17 15:20	09/06/17 13:11	7440-43-9	
Chromium	**15.9**	mg/kg	0.31	0.16	1	09/05/17 15:20	09/06/17 13:11	7440-47-3	
Copper	**0.59**	mg/kg	0.31	0.16	1	09/05/17 15:20	09/06/17 13:11	7440-50-8	
Lead	**2.6**	mg/kg	0.63	0.31	1	09/05/17 15:20	09/06/17 13:11	7439-92-1	
8270 MSSV Short List Microwave	Analytical Method: EPA 8270 Preparation Method: EPA 3546								
Acenaphthene	**0.014 U**	mg/kg	0.037	0.014	1	09/01/17 04:30	09/02/17 11:54	83-32-9	
Acenaphthylene	**0.012 U**	mg/kg	0.037	0.012	1	09/01/17 04:30	09/02/17 11:54	208-96-8	
Anthracene	**0.011 U**	mg/kg	0.037	0.011	1	09/01/17 04:30	09/02/17 11:54	120-12-7	
Benzo(a)anthracene	**0.011 U**	mg/kg	0.037	0.011	1	09/01/17 04:30	09/02/17 11:54	56-55-3	
Benzo(a)pyrene	**0.018 I**	mg/kg	0.037	0.0044	1	09/01/17 04:30	09/02/17 11:54	50-32-8	V
Benzo(b)fluoranthene	**0.029 I**	mg/kg	0.037	0.028	1	09/01/17 04:30	09/02/17 11:54	205-99-2	
Benzo(g,h,i)perylene	**0.036 I**	mg/kg	0.037	0.013	1	09/01/17 04:30	09/02/17 11:54	191-24-2	V
Benzo(k)fluoranthene	**0.0081 U**	mg/kg	0.037	0.0081	1	09/01/17 04:30	09/02/17 11:54	207-08-9	
Chrysene	**0.013 U**	mg/kg	0.037	0.013	1	09/01/17 04:30	09/02/17 11:54	218-01-9	
Dibenz(a,h)anthracene	**0.019 U**	mg/kg	0.037	0.019	1	09/01/17 04:30	09/02/17 11:54	53-70-3	
Fluoranthene	**0.012 U**	mg/kg	0.037	0.012	1	09/01/17 04:30	09/02/17 11:54	206-44-0	
Fluorene	**0.017 U**	mg/kg	0.037	0.017	1	09/01/17 04:30	09/02/17 11:54	86-73-7	
Indeno(1,2,3-cd)pyrene	**0.024 I**	mg/kg	0.037	0.019	1	09/01/17 04:30	09/02/17 11:54	193-39-5	V
1-Methylnaphthalene	**0.013 U**	mg/kg	0.037	0.013	1	09/01/17 04:30	09/02/17 11:54	90-12-0	
2-Methylnaphthalene	**0.015 U**	mg/kg	0.037	0.015	1	09/01/17 04:30	09/02/17 11:54	91-57-6	
Naphthalene	**0.012 U**	mg/kg	0.037	0.012	1	09/01/17 04:30	09/02/17 11:54	91-20-3	
Phenanthrene	**0.014 U**	mg/kg	0.037	0.014	1	09/01/17 04:30	09/02/17 11:54	85-01-8	
Pyrene	**0.019 U**	mg/kg	0.037	0.019	1	09/01/17 04:30	09/02/17 11:54	129-00-0	
Surrogates									
Nitrobenzene-d5 (S)	67	%	16-123		1	09/01/17 04:30	09/02/17 11:54	4165-60-0	
2-Fluorobiphenyl (S)	70	%	32-129		1	09/01/17 04:30	09/02/17 11:54	321-60-8	
Terphenyl-d14 (S)	63	%	38-138		1	09/01/17 04:30	09/02/17 11:54	1718-51-0	
Percent Moisture	Analytical Method: ASTM D2974-87								
Percent Moisture	**10.1**	%	0.10	0.10	1		09/02/17 09:46		

This report shall not be reproduced, except in full,
without the written consent of Pace Analytical Services, LLC.

Pace Analytical Services, LLC
3610 Park Central Blvd N
Pompano Beach, FL 33064
954-582-4300

ANALYTICAL RESULTS

Project: Ludlum Trail
Pace Project No.: 35333605

Sample: SB-15 (2-4) **Lab ID: 35333605003** Collected: 08/30/17 14:56 Received: 08/30/17 15:30 Matrix: Solid

Results reported on a "dry weight" basis and are adjusted for percent moisture, sample size and any dilutions.

Parameters	Results	Units	PQL	MDL	DF	Prepared	Analyzed	CAS No.	Qual
6010 MET ICP	Analytical Method: EPA 6010 Preparation Method: EPA 3050								
Arsenic	**1.4**	mg/kg	0.47	0.24	1	09/18/17 11:45	09/19/17 04:09	7440-38-2	
Percent Moisture	Analytical Method: ASTM D2974-87								
Percent Moisture	**9.6**	%	0.10	0.10	1		09/02/17 09:46		

This report shall not be reproduced, except in full,
without the written consent of Pace Analytical Services, LLC.

Pace Analytical Services, LLC
3610 Park Central Blvd N
Pompano Beach, FL 33064
954-582-4300

ANALYTICAL RESULTS

Project: Ludlum Trail
Pace Project No.: 35333605

Sample: SB-20 (0-0.5) **Lab ID: 35333605004** Collected: 08/30/17 13:59 Received: 08/30/17 15:30 Matrix: Solid

Results reported on a "dry weight" basis and are adjusted for percent moisture, sample size and any dilutions.

Parameters	Results	Units	PQL	MDL	DF	Prepared	Analyzed	CAS No.	Qual
FL-PRO Soil Microwave	Analytical Method: FL-PRO Preparation Method: EPA 3546								
Petroleum Range Organics	**461**	mg/kg	8.5	5.4	1	09/05/17 20:50	09/06/17 08:55		
Surrogates									
o-Terphenyl (S)	96	%	62-109		1	09/05/17 20:50	09/06/17 08:55	84-15-1	
N-Pentatriacontane (S)	91	%	42-159		1	09/05/17 20:50	09/06/17 08:55	630-07-09	
TPHCWGS Total Pet Hydrocarbons	Analytical Method: TPH in Soil Preparation Method: TPH in Soil								
TPH Total (C05-C35)	**7.1 U**	mg/kg	20.2	7.1	1	09/15/17 09:00	09/16/17 11:41		Q
Aliphatic (>C05-C06)	**7.1 U**	mg/kg	20.2	7.1	1	09/15/17 09:00	09/16/17 11:41		Q
Aliphatic (>C06-C08)	**7.1 U**	mg/kg	20.2	7.1	1	09/15/17 09:00	09/16/17 11:41		Q
Aliphatic (>C08-C10)	**7.1 U**	mg/kg	20.2	7.1	1	09/15/17 09:00	09/16/17 11:41		Q
Aliphatic (>C10-C12)	**7.1 U**	mg/kg	20.2	7.1	1	09/15/17 09:00	09/16/17 11:41		Q
Aliphatic (>C12-C16)	**7.1 U**	mg/kg	20.2	7.1	1	09/15/17 09:00	09/16/17 11:41		Q
Aliphatic (>C16-C35)	**7.1 U**	mg/kg	20.2	7.1	1	09/15/17 09:00	09/16/17 11:41		Q
Aromatic (>C05-C07)	**7.1 U**	mg/kg	20.2	7.1	1	09/15/17 09:00	09/16/17 11:41		Q
Aromatic (>C07-C08)	**7.1 U**	mg/kg	20.2	7.1	1	09/15/17 09:00	09/16/17 11:41		Q
Aromatic (>C08-C10)	**7.1 U**	mg/kg	20.2	7.1	1	09/15/17 09:00	09/16/17 11:41		Q
Aromatic (>C10-C12)	**7.1 U**	mg/kg	20.2	7.1	1	09/15/17 09:00	09/16/17 11:41		Q
Aromatic (>C12-C16)	**7.1 U**	mg/kg	20.2	7.1	1	09/15/17 09:00	09/16/17 11:41		Q
Aromatic (>C16-C21)	**7.1 U**	mg/kg	20.2	7.1	1	09/15/17 09:00	09/16/17 11:41		Q
Aromatic (>C21-C35)	**7.1 U**	mg/kg	20.2	7.1	1	09/15/17 09:00	09/16/17 11:41		Q
6010 MET ICP	Analytical Method: EPA 6010 Preparation Method: EPA 3050								
Arsenic	**36.9**	mg/kg	0.53	0.26	1	09/05/17 15:20	09/06/17 13:16	7440-38-2	
Cadmium	**0.89**	mg/kg	0.053	0.026	1	09/05/17 15:20	09/06/17 13:16	7440-43-9	
Chromium	**10.9**	mg/kg	0.26	0.13	1	09/05/17 15:20	09/06/17 13:16	7440-47-3	
Copper	**85.8**	mg/kg	0.26	0.13	1	09/05/17 15:20	09/06/17 13:16	7440-50-8	
Lead	**75.2**	mg/kg	0.53	0.26	1	09/05/17 15:20	09/06/17 13:16	7439-92-1	
6010 MET ICP, SPLP	Analytical Method: EPA 6010 Preparation Method: EPA 3010 Leachate Method/Date: EPA 1312; 09/19/17 18:57								
Arsenic	**0.022**	mg/L	0.010	0.0050	1	09/21/17 17:00	09/22/17 18:38	7440-38-2	
8270 MSSV Short List Microwave	Analytical Method: EPA 8270 Preparation Method: EPA 3546								
Acenaphthene	**0.12 U**	mg/kg	0.33	0.12	5	09/01/17 04:30	09/02/17 12:17	83-32-9	D3
Acenaphthylene	**0.13 I**	mg/kg	0.33	0.10	5	09/01/17 04:30	09/02/17 12:17	208-96-8	D3
Anthracene	**0.22 I**	mg/kg	0.33	0.10	5	09/01/17 04:30	09/02/17 12:17	120-12-7	D3
Benzo(a)anthracene	**2.4**	mg/kg	0.33	0.097	5	09/01/17 04:30	09/02/17 12:17	56-55-3	D3
Benzo(a)pyrene	**2.9**	mg/kg	0.33	0.039	5	09/01/17 04:30	09/02/17 12:17	50-32-8	D3
Benzo(b)fluoranthene	**5.8**	mg/kg	0.33	0.25	5	09/01/17 04:30	09/02/17 12:17	205-99-2	D3
Benzo(g,h,i)perylene	**1.5**	mg/kg	0.33	0.12	5	09/01/17 04:30	09/02/17 12:17	191-24-2	D3
Benzo(k)fluoranthene	**0.073 U**	mg/kg	0.33	0.073	5	09/01/17 04:30	09/02/17 12:17	207-08-9	D3
Chrysene	**2.4**	mg/kg	0.33	0.12	5	09/01/17 04:30	09/02/17 12:17	218-01-9	D3
Dibenz(a,h)anthracene	**0.27 I**	mg/kg	0.33	0.17	5	09/01/17 04:30	09/02/17 12:17	53-70-3	D3
Fluoranthene	**2.9**	mg/kg	0.33	0.11	5	09/01/17 04:30	09/02/17 12:17	206-44-0	D3
Fluorene	**0.15 U**	mg/kg	0.33	0.15	5	09/01/17 04:30	09/02/17 12:17	86-73-7	D3

This report shall not be reproduced, except in full,
without the written consent of Pace Analytical Services, LLC.

Pace Analytical Services, LLC
3610 Park Central Blvd N
Pompano Beach, FL 33064
954-582-4300

ANALYTICAL RESULTS

Project: Ludlum Trail
Pace Project No.: 35333605

Sample: SB-20 (0-0.5) **Lab ID: 35333605004** Collected: 08/30/17 13:59 Received: 08/30/17 15:30 Matrix: Solid

Results reported on a "dry weight" basis and are adjusted for percent moisture, sample size and any dilutions.

Parameters	Results	Units	PQL	MDL	DF	Prepared	Analyzed	CAS No.	Qual
8270 MSSV Short List Microwave	Analytical Method: EPA 8270 Preparation Method: EPA 3546								
Indeno(1,2,3-cd)pyrene	**1.4**	mg/kg	0.33	0.17	5	09/01/17 04:30	09/02/17 12:17	193-39-5	D3
1-Methylnaphthalene	**0.12 U**	mg/kg	0.33	0.12	5	09/01/17 04:30	09/02/17 12:17	90-12-0	D3
2-Methylnaphthalene	**0.14 U**	mg/kg	0.33	0.14	5	09/01/17 04:30	09/02/17 12:17	91-57-6	D3
Naphthalene	**0.11 U**	mg/kg	0.33	0.11	5	09/01/17 04:30	09/02/17 12:17	91-20-3	D3
Phenanthrene	**0.67**	mg/kg	0.33	0.13	5	09/01/17 04:30	09/02/17 12:17	85-01-8	D3
Pyrene	**2.9**	mg/kg	0.33	0.17	5	09/01/17 04:30	09/02/17 12:17	129-00-0	D3
Surrogates									
Nitrobenzene-d5 (S)	54	%	16-123		5	09/01/17 04:30	09/02/17 12:17	4165-60-0	
2-Fluorobiphenyl (S)	58	%	32-129		5	09/01/17 04:30	09/02/17 12:17	321-60-8	
Terphenyl-d14 (S)	50	%	38-138		5	09/01/17 04:30	09/02/17 12:17	1718-51-0	
8270 MSSV PAH by SIM SPLP	Analytical Method: EPA 8270 by SIM Preparation Method: EPA 3510 Leachate Method/Date: EPA 1312; 09/19/17 18:57								
Acenaphthene	**0.025 U**	ug/L	0.50	0.025	1	09/22/17 11:30	09/26/17 04:47	83-32-9	Q
Acenaphthylene	**0.025 U**	ug/L	0.50	0.025	1	09/22/17 11:30	09/26/17 04:47	208-96-8	Q
Anthracene	**0.025 U**	ug/L	0.50	0.025	1	09/22/17 11:30	09/26/17 04:47	120-12-7	Q
Benzo(a)anthracene	**0.025 U**	ug/L	0.10	0.025	1	09/22/17 11:30	09/26/17 04:47	56-55-3	Q
Benzo(a)pyrene	**0.025 U**	ug/L	0.10	0.025	1	09/22/17 11:30	09/26/17 04:47	50-32-8	Q
Benzo(b)fluoranthene	**0.025 U**	ug/L	0.10	0.025	1	09/22/17 11:30	09/26/17 04:47	205-99-2	Q
Benzo(g,h,i)perylene	**0.028 U**	ug/L	0.50	0.028	1	09/22/17 11:30	09/26/17 04:47	191-24-2	Q
Benzo(k)fluoranthene	**0.025 U**	ug/L	0.50	0.025	1	09/22/17 11:30	09/26/17 04:47	207-08-9	Q
Chrysene	**0.025 U**	ug/L	0.50	0.025	1	09/22/17 11:30	09/26/17 04:47	218-01-9	Q
Dibenz(a,h)anthracene	**0.034 U**	ug/L	0.10	0.034	1	09/22/17 11:30	09/26/17 04:47	53-70-3	Q
Fluoranthene	**0.025 U**	ug/L	0.50	0.025	1	09/22/17 11:30	09/26/17 04:47	206-44-0	Q
Fluorene	**0.025 U**	ug/L	0.50	0.025	1	09/22/17 11:30	09/26/17 04:47	86-73-7	Q
Indeno(1,2,3-cd)pyrene	**0.029 U**	ug/L	0.10	0.029	1	09/22/17 11:30	09/26/17 04:47	193-39-5	Q
1-Methylnaphthalene	**1.0 U**	ug/L	2.0	1.0	1	09/22/17 11:30	09/26/17 04:47	90-12-0	Q
2-Methylnaphthalene	**1.0 U**	ug/L	2.0	1.0	1	09/22/17 11:30	09/26/17 04:47	91-57-6	Q
Naphthalene	**1.0 U**	ug/L	2.0	1.0	1	09/22/17 11:30	09/26/17 04:47	91-20-3	Q
Phenanthrene	**0.050 U**	ug/L	0.50	0.050	1	09/22/17 11:30	09/26/17 04:47	85-01-8	Q
Pyrene	**0.025 U**	ug/L	0.50	0.025	1	09/22/17 11:30	09/26/17 04:47	129-00-0	Q
Surrogates									
2-Fluorobiphenyl (S)	74	%	33-101		1	09/22/17 11:30	09/26/17 04:47	321-60-8	
Terphenyl-d14 (S)	78	%	38-115		1	09/22/17 11:30	09/26/17 04:47	1718-51-0	
Percent Moisture	Analytical Method: ASTM D2974-87								
Percent Moisture	**2.3**	%	0.10	0.10	1		09/02/17 09:47		

This report shall not be reproduced, except in full,
without the written consent of Pace Analytical Services, LLC.

Pace Analytical Services, LLC
3610 Park Central Blvd N
Pompano Beach, FL 33064
954-582-4300

ANALYTICAL RESULTS

Project: Ludlum Trail
Pace Project No.: 35333605

Sample: SB-20 (0.5-2) **Lab ID: 35333605005** Collected: 08/30/17 14:02 Received: 08/30/17 15:30 Matrix: Solid

Results reported on a "dry weight" basis and are adjusted for percent moisture, sample size and any dilutions.

Parameters	Results	Units	PQL	MDL	DF	Prepared	Analyzed	CAS No.	Qual
FL-PRO Soil Microwave	Analytical Method: FL-PRO Preparation Method: EPA 3546								
Petroleum Range Organics	**5.8 U**	mg/kg	9.0	5.8	1	09/05/17 20:50	09/06/17 09:19		
Surrogates									
o-Terphenyl (S)	95	%	62-109		1	09/05/17 20:50	09/06/17 09:19	84-15-1	
N-Pentatriacontane (S)	85	%	42-159		1	09/05/17 20:50	09/06/17 09:19	630-07-09	
6010 MET ICP	Analytical Method: EPA 6010 Preparation Method: EPA 3050								
Arsenic	**8.9**	mg/kg	0.58	0.29	1	09/05/17 15:20	09/06/17 13:21	7440-38-2	
Cadmium	**0.19**	mg/kg	0.058	0.029	1	09/05/17 15:20	09/06/17 13:21	7440-43-9	
Chromium	**24.9**	mg/kg	0.29	0.15	1	09/05/17 15:20	09/06/17 13:21	7440-47-3	
Copper	**0.69**	mg/kg	0.29	0.15	1	09/05/17 15:20	09/06/17 13:21	7440-50-8	
Lead	**2.8**	mg/kg	0.58	0.29	1	09/05/17 15:20	09/06/17 13:21	7439-92-1	
8270 MSSV Short List Microwave	Analytical Method: EPA 8270 Preparation Method: EPA 3546								
Acenaphthene	**0.026 U**	mg/kg	0.071	0.026	1	09/01/17 04:30	09/02/17 12:40	83-32-9	D3
Acenaphthylene	**0.022 U**	mg/kg	0.071	0.022	1	09/01/17 04:30	09/02/17 12:40	208-96-8	D3
Anthracene	**0.022 U**	mg/kg	0.071	0.022	1	09/01/17 04:30	09/02/17 12:40	120-12-7	D3
Benzo(a)anthracene	**0.021 U**	mg/kg	0.071	0.021	1	09/01/17 04:30	09/02/17 12:40	56-55-3	D3
Benzo(a)pyrene	**0.0083 U**	mg/kg	0.071	0.0083	1	09/01/17 04:30	09/02/17 12:40	50-32-8	D3
Benzo(b)fluoranthene	**0.054 U**	mg/kg	0.071	0.054	1	09/01/17 04:30	09/02/17 12:40	205-99-2	D3
Benzo(g,h,i)perylene	**0.026 U**	mg/kg	0.071	0.026	1	09/01/17 04:30	09/02/17 12:40	191-24-2	D3
Benzo(k)fluoranthene	**0.015 U**	mg/kg	0.071	0.015	1	09/01/17 04:30	09/02/17 12:40	207-08-9	D3
Chrysene	**0.025 U**	mg/kg	0.071	0.025	1	09/01/17 04:30	09/02/17 12:40	218-01-9	D3
Dibenz(a,h)anthracene	**0.036 U**	mg/kg	0.071	0.036	1	09/01/17 04:30	09/02/17 12:40	53-70-3	D3
Fluoranthene	**0.023 U**	mg/kg	0.071	0.023	1	09/01/17 04:30	09/02/17 12:40	206-44-0	D3
Fluorene	**0.032 U**	mg/kg	0.071	0.032	1	09/01/17 04:30	09/02/17 12:40	86-73-7	D3
Indeno(1,2,3-cd)pyrene	**0.036 U**	mg/kg	0.071	0.036	1	09/01/17 04:30	09/02/17 12:40	193-39-5	D3
1-Methylnaphthalene	**0.025 U**	mg/kg	0.071	0.025	1	09/01/17 04:30	09/02/17 12:40	90-12-0	D3
2-Methylnaphthalene	**0.029 U**	mg/kg	0.071	0.029	1	09/01/17 04:30	09/02/17 12:40	91-57-6	D3
Naphthalene	**0.023 U**	mg/kg	0.071	0.023	1	09/01/17 04:30	09/02/17 12:40	91-20-3	D3
Phenanthrene	**0.027 U**	mg/kg	0.071	0.027	1	09/01/17 04:30	09/02/17 12:40	85-01-8	D3
Pyrene	**0.036 U**	mg/kg	0.071	0.036	1	09/01/17 04:30	09/02/17 12:40	129-00-0	D3
Surrogates									
Nitrobenzene-d5 (S)	72	%	16-123		1	09/01/17 04:30	09/02/17 12:40	4165-60-0	
2-Fluorobiphenyl (S)	79	%	32-129		1	09/01/17 04:30	09/02/17 12:40	321-60-8	
Terphenyl-d14 (S)	66	%	38-138		1	09/01/17 04:30	09/02/17 12:40	1718-51-0	
Percent Moisture	Analytical Method: ASTM D2974-87								
Percent Moisture	**8.0**	%	0.10	0.10	1		09/02/17 09:47		

This report shall not be reproduced, except in full,
without the written consent of Pace Analytical Services, LLC.

Pace Analytical Services, LLC
3610 Park Central Blvd N
Pompano Beach, FL 33064
954-582-4300

ANALYTICAL RESULTS

Project: Ludlum Trail
Pace Project No.: 35333605

Sample: SB-20 (2-4) **Lab ID: 35333605006** Collected: 08/30/17 14:05 Received: 08/30/17 15:30 Matrix: Solid

Results reported on a "dry weight" basis and are adjusted for percent moisture, sample size and any dilutions.

Parameters	Results	Units	PQL	MDL	DF	Prepared	Analyzed	CAS No.	Qual
Percent Moisture	Analytical Method: ASTM D2974-87								
Percent Moisture	**11.2**	%	0.10	0.10	1		09/02/17 09:47		

This report shall not be reproduced, except in full,
without the written consent of Pace Analytical Services, LLC.

Pace Analytical Services, LLC
3610 Park Central Blvd N
Pompano Beach, FL 33064
954-582-4300

ANALYTICAL RESULTS

Project: Ludlum Trail
Pace Project No.: 35333605

Sample: SB-20 (4-6) **Lab ID: 35333605007** Collected: 08/30/17 14:08 Received: 08/30/17 15:30 Matrix: Solid

Results reported on a "dry weight" basis and are adjusted for percent moisture, sample size and any dilutions.

Parameters	Results	Units	PQL	MDL	DF	Prepared	Analyzed	CAS No.	Qual
Percent Moisture	Analytical Method: ASTM D2974-87								
Percent Moisture	**12.5**	%	0.10	0.10	1		09/02/17 09:47		

This report shall not be reproduced, except in full,
without the written consent of Pace Analytical Services, LLC.

Pace Analytical Services, LLC
3610 Park Central Blvd N
Pompano Beach, FL 33064
954-582-4300

ANALYTICAL RESULTS

Project: Ludlum Trail
Pace Project No.: 35333605

Sample: SB-20 (6-8) **Lab ID: 35333605008** Collected: 08/30/17 14:12 Received: 08/30/17 15:30 Matrix: Solid

Results reported on a "dry weight" basis and are adjusted for percent moisture, sample size and any dilutions.

Parameters	Results	Units	PQL	MDL	DF	Prepared	Analyzed	CAS No.	Qual
6010 MET ICP	Analytical Method: EPA 6010 Preparation Method: EPA 3050								
Arsenic	**0.42 I**	mg/kg	0.66	0.33	1	09/18/17 11:45	09/19/17 04:13	7440-38-2	
Percent Moisture	Analytical Method: ASTM D2974-87								
Percent Moisture	**11.6**	%	0.10	0.10	1		09/02/17 09:47		

This report shall not be reproduced, except in full,
without the written consent of Pace Analytical Services, LLC.

Pace Analytical Services, LLC
3610 Park Central Blvd N
Pompano Beach, FL 33064
954-582-4300

ANALYTICAL RESULTS

Project: Ludlum Trail
Pace Project No.: 35333605

Sample: SB-22 (0-0.5) **Lab ID: 35333605009** Collected: 08/30/17 13:35 Received: 08/30/17 15:30 Matrix: Solid

Results reported on a "dry weight" basis and are adjusted for percent moisture, sample size and any dilutions.

Parameters	Results	Units	PQL	MDL	DF	Prepared	Analyzed	CAS No.	Qual
FL-PRO Soil Microwave	Analytical Method: FL-PRO Preparation Method: EPA 3546								
Petroleum Range Organics	**84.8**	mg/kg	8.4	5.3	1	09/05/17 20:50	09/06/17 09:19		
Surrogates									
o-Terphenyl (S)	95	%	62-109		1	09/05/17 20:50	09/06/17 09:19	84-15-1	
N-Pentatriacontane (S)	93	%	42-159		1	09/05/17 20:50	09/06/17 09:19	630-07-09	
6010 MET ICP	Analytical Method: EPA 6010 Preparation Method: EPA 3050								
Arsenic	**8.0**	mg/kg	0.60	0.30	1	09/05/17 15:20	09/06/17 14:07	7440-38-2	
Cadmium	**0.12**	mg/kg	0.060	0.030	1	09/05/17 15:20	09/06/17 14:07	7440-43-9	
Chromium	**3.9**	mg/kg	0.30	0.15	1	09/05/17 15:20	09/06/17 14:07	7440-47-3	
Copper	**55.5**	mg/kg	0.30	0.15	1	09/05/17 15:20	09/06/17 14:07	7440-50-8	
Lead	**10.4**	mg/kg	0.60	0.30	1	09/05/17 15:20	09/06/17 14:07	7439-92-1	
6010 MET ICP, SPLP	Analytical Method: EPA 6010 Preparation Method: EPA 3010 Leachate Method/Date: EPA 1312; 09/19/17 18:57								
Arsenic	**0.029**	mg/L	0.010	0.0050	1	09/21/17 17:00	09/22/17 18:42	7440-38-2	
8270 MSSV Short List Microwave	Analytical Method: EPA 8270 Preparation Method: EPA 3546								
Acenaphthene	**0.049**	mg/kg	0.034	0.012	1	09/01/17 20:45	09/02/17 22:30	83-32-9	
Acenaphthylene	**0.31**	mg/kg	0.034	0.010	1	09/01/17 20:45	09/02/17 22:30	208-96-8	
Anthracene	**0.31**	mg/kg	0.034	0.010	1	09/01/17 20:45	09/02/17 22:30	120-12-7	
Benzo(a)anthracene	**2.8**	mg/kg	0.034	0.0097	1	09/01/17 20:45	09/02/17 22:30	56-55-3	
Benzo(a)pyrene	**3.5**	mg/kg	1.7	0.20	50	09/01/17 20:45	09/07/17 12:54	50-32-8	
Benzo(b)fluoranthene	**6.9**	mg/kg	1.7	1.3	50	09/01/17 20:45	09/07/17 12:54	205-99-2	
Benzo(g,h,i)perylene	**2.9**	mg/kg	0.034	0.012	1	09/01/17 20:45	09/02/17 22:30	191-24-2	
Benzo(k)fluoranthene	**2.0**	mg/kg	0.034	0.0073	1	09/01/17 20:45	09/02/17 22:30	207-08-9	
Chrysene	**3.4**	mg/kg	0.034	0.012	1	09/01/17 20:45	09/02/17 22:30	218-01-9	
Dibenz(a,h)anthracene	**0.76**	mg/kg	0.034	0.017	1	09/01/17 20:45	09/02/17 22:30	53-70-3	
Fluoranthene	**5.5**	mg/kg	1.7	0.55	50	09/01/17 20:45	09/07/17 12:54	206-44-0	
Fluorene	**0.051**	mg/kg	0.034	0.015	1	09/01/17 20:45	09/02/17 22:30	86-73-7	
Indeno(1,2,3-cd)pyrene	**2.7**	mg/kg	0.034	0.017	1	09/01/17 20:45	09/02/17 22:30	193-39-5	
1-Methylnaphthalene	**0.093**	mg/kg	0.034	0.012	1	09/01/17 20:45	09/02/17 22:30	90-12-0	
2-Methylnaphthalene	**0.10**	mg/kg	0.034	0.014	1	09/01/17 20:45	09/02/17 22:30	91-57-6	
Naphthalene	**0.11**	mg/kg	0.034	0.011	1	09/01/17 20:45	09/02/17 22:30	91-20-3	
Phenanthrene	**1.5**	mg/kg	0.034	0.013	1	09/01/17 20:45	09/02/17 22:30	85-01-8	
Pyrene	**5.4**	mg/kg	1.7	0.85	50	09/01/17 20:45	09/07/17 12:54	129-00-0	
Surrogates									
Nitrobenzene-d5 (S)	61	%	16-123		1	09/01/17 20:45	09/02/17 22:30	4165-60-0	
2-Fluorobiphenyl (S)	63	%	32-129		1	09/01/17 20:45	09/02/17 22:30	321-60-8	
Terphenyl-d14 (S)	49	%	38-138		1	09/01/17 20:45	09/02/17 22:30	1718-51-0	
8270 MSSV PAH by SIM SPLP	Analytical Method: EPA 8270 by SIM Preparation Method: EPA 3510 Leachate Method/Date: EPA 1312; 09/19/17 18:57								
Acenaphthene	**0.025 U**	ug/L	0.50	0.025	1	09/22/17 11:30	09/26/17 05:09	83-32-9	Q
Acenaphthylene	**0.025 U**	ug/L	0.50	0.025	1	09/22/17 11:30	09/26/17 05:09	208-96-8	Q
Anthracene	**1.2**	ug/L	0.50	0.025	1	09/22/17 11:30	09/26/17 05:09	120-12-7	Q

This report shall not be reproduced, except in full,
without the written consent of Pace Analytical Services, LLC.

Pace Analytical Services, LLC
3610 Park Central Blvd N
Pompano Beach, FL 33064
954-582-4300

ANALYTICAL RESULTS

Project: Ludlum Trail
Pace Project No.: 35333605

Sample: SB-22 (0-0.5) **Lab ID: 35333605009** Collected: 08/30/17 13:35 Received: 08/30/17 15:30 Matrix: Solid

Results reported on a "dry weight" basis and are adjusted for percent moisture, sample size and any dilutions.

Parameters	Results	Units	PQL	MDL	DF	Prepared	Analyzed	CAS No.	Qual
8270 MSSV PAH by SIM SPLP	Analytical Method: EPA 8270 by SIM Preparation Method: EPA 3510								
	Leachate Method/Date: EPA 1312; 09/19/17 18:57								
Benzo(a)anthracene	**1.8**	ug/L	0.10	0.025	1	09/22/17 11:30	09/26/17 05:09	56-55-3	Q
Benzo(a)pyrene	**1.6**	ug/L	0.10	0.025	1	09/22/17 11:30	09/26/17 05:09	50-32-8	Q
Benzo(b)fluoranthene	**0.99**	ug/L	0.10	0.025	1	09/22/17 11:30	09/26/17 05:09	205-99-2	Q
Benzo(g,h,i)perylene	**1.8**	ug/L	0.50	0.028	1	09/22/17 11:30	09/26/17 05:09	191-24-2	Q
Benzo(k)fluoranthene	**1.1**	ug/L	0.50	0.025	1	09/22/17 11:30	09/26/17 05:09	207-08-9	Q
Chrysene	**0.36 I**	ug/L	0.50	0.025	1	09/22/17 11:30	09/26/17 05:09	218-01-9	Q
Dibenz(a,h)anthracene	**1.6**	ug/L	0.10	0.034	1	09/22/17 11:30	09/26/17 05:09	53-70-3	Q
Fluoranthene	**1.4**	ug/L	0.50	0.025	1	09/22/17 11:30	09/26/17 05:09	206-44-0	Q
Fluorene	**0.025 U**	ug/L	0.50	0.025	1	09/22/17 11:30	09/26/17 05:09	86-73-7	Q
Indeno(1,2,3-cd)pyrene	**1.8**	ug/L	0.10	0.029	1	09/22/17 11:30	09/26/17 05:09	193-39-5	Q
1-Methylnaphthalene	**1.0 U**	ug/L	2.0	1.0	1	09/22/17 11:30	09/26/17 05:09	90-12-0	Q
2-Methylnaphthalene	**1.0 U**	ug/L	2.0	1.0	1	09/22/17 11:30	09/26/17 05:09	91-57-6	Q
Naphthalene	**1.0 U**	ug/L	2.0	1.0	1	09/22/17 11:30	09/26/17 05:09	91-20-3	Q
Phenanthrene	**0.060 I**	ug/L	0.50	0.050	1	09/22/17 11:30	09/26/17 05:09	85-01-8	Q
Pyrene	**1.1**	ug/L	0.50	0.025	1	09/22/17 11:30	09/26/17 05:09	129-00-0	Q
Surrogates									
2-Fluorobiphenyl (S)	49	%	33-101		1	09/22/17 11:30	09/26/17 05:09	321-60-8	
Terphenyl-d14 (S)	69	%	38-115		1	09/22/17 11:30	09/26/17 05:09	1718-51-0	
Percent Moisture	Analytical Method: ASTM D2974-87								
Percent Moisture	**1.3**	%	0.10	0.10	1		09/02/17 09:47		

This report shall not be reproduced, except in full,
without the written consent of Pace Analytical Services, LLC.

Pace Analytical Services, LLC
3610 Park Central Blvd N
Pompano Beach, FL 33064
954-582-4300

ANALYTICAL RESULTS

Project: Ludlum Trail
Pace Project No.: 35333605

Sample: SB-22 (0.5-2) **Lab ID: 35333605010** Collected: 08/30/17 13:38 Received: 08/30/17 15:30 Matrix: Solid

Results reported on a "dry weight" basis and are adjusted for percent moisture, sample size and any dilutions.

Parameters	Results	Units	PQL	MDL	DF	Prepared	Analyzed	CAS No.	Qual
FL-PRO Soil Microwave	Analytical Method: FL-PRO Preparation Method: EPA 3546								
Petroleum Range Organics	**10.4**	mg/kg	4.2	2.7	1	09/05/17 20:50	09/06/17 09:43		
Surrogates									
o-Terphenyl (S)	106	%	62-109		1	09/05/17 20:50	09/06/17 09:43	84-15-1	
N-Pentatriacontane (S)	87	%	42-159		1	09/05/17 20:50	09/06/17 09:43	630-07-09	
6010 MET ICP	Analytical Method: EPA 6010 Preparation Method: EPA 3050								
Arsenic	**10.3**	mg/kg	0.58	0.29	1	09/05/17 15:20	09/06/17 14:12	7440-38-2	
Cadmium	**0.049 I**	mg/kg	0.058	0.029	1	09/05/17 15:20	09/06/17 14:12	7440-43-9	
Chromium	**4.0**	mg/kg	0.29	0.15	1	09/05/17 15:20	09/06/17 14:12	7440-47-3	
Copper	**0.70**	mg/kg	0.29	0.15	1	09/05/17 15:20	09/06/17 14:12	7440-50-8	
Lead	**0.93**	mg/kg	0.58	0.29	1	09/05/17 15:20	09/06/17 14:12	7439-92-1	
8270 MSSV Short List Microwave	Analytical Method: EPA 8270 Preparation Method: EPA 3546								
Acenaphthene	**0.012 U**	mg/kg	0.034	0.012	1	09/01/17 20:45	09/02/17 22:53	83-32-9	
Acenaphthylene	**0.011 U**	mg/kg	0.034	0.011	1	09/01/17 20:45	09/02/17 22:53	208-96-8	
Anthracene	**0.010 U**	mg/kg	0.034	0.010	1	09/01/17 20:45	09/02/17 22:53	120-12-7	
Benzo(a)anthracene	**0.044**	mg/kg	0.034	0.0098	1	09/01/17 20:45	09/02/17 22:53	56-55-3	
Benzo(a)pyrene	**0.057**	mg/kg	0.034	0.0040	1	09/01/17 20:45	09/02/17 22:53	50-32-8	V
Benzo(b)fluoranthene	**0.068**	mg/kg	0.034	0.026	1	09/01/17 20:45	09/02/17 22:53	205-99-2	
Benzo(g,h,i)perylene	**0.050**	mg/kg	0.034	0.012	1	09/01/17 20:45	09/02/17 22:53	191-24-2	
Benzo(k)fluoranthene	**0.031 I**	mg/kg	0.034	0.0073	1	09/01/17 20:45	09/02/17 22:53	207-08-9	
Chrysene	**0.057**	mg/kg	0.034	0.012	1	09/01/17 20:45	09/02/17 22:53	218-01-9	
Dibenz(a,h)anthracene	**0.020 I**	mg/kg	0.034	0.017	1	09/01/17 20:45	09/02/17 22:53	53-70-3	
Fluoranthene	**0.041**	mg/kg	0.034	0.011	1	09/01/17 20:45	09/02/17 22:53	206-44-0	
Fluorene	**0.015 U**	mg/kg	0.034	0.015	1	09/01/17 20:45	09/02/17 22:53	86-73-7	
Indeno(1,2,3-cd)pyrene	**0.040**	mg/kg	0.034	0.017	1	09/01/17 20:45	09/02/17 22:53	193-39-5	
1-Methylnaphthalene	**0.012 U**	mg/kg	0.034	0.012	1	09/01/17 20:45	09/02/17 22:53	90-12-0	
2-Methylnaphthalene	**0.014 U**	mg/kg	0.034	0.014	1	09/01/17 20:45	09/02/17 22:53	91-57-6	
Naphthalene	**0.011 U**	mg/kg	0.034	0.011	1	09/01/17 20:45	09/02/17 22:53	91-20-3	
Phenanthrene	**0.013 U**	mg/kg	0.034	0.013	1	09/01/17 20:45	09/02/17 22:53	85-01-8	
Pyrene	**0.049**	mg/kg	0.034	0.017	1	09/01/17 20:45	09/02/17 22:53	129-00-0	
Surrogates									
Nitrobenzene-d5 (S)	72	%	16-123		1	09/01/17 20:45	09/02/17 22:53	4165-60-0	
2-Fluorobiphenyl (S)	74	%	32-129		1	09/01/17 20:45	09/02/17 22:53	321-60-8	
Terphenyl-d14 (S)	73	%	38-138		1	09/01/17 20:45	09/02/17 22:53	1718-51-0	
Percent Moisture	Analytical Method: ASTM D2974-87								
Percent Moisture	**3.1**	%	0.10	0.10	1		09/02/17 09:47		

This report shall not be reproduced, except in full,
without the written consent of Pace Analytical Services, LLC.

Pace Analytical Services, LLC
3610 Park Central Blvd N
Pompano Beach, FL 33064
954-582-4300

ANALYTICAL RESULTS

Project: Ludlum Trail
Pace Project No.: 35333605

Sample: SB-22 (2-4) **Lab ID: 35333605011** Collected: 08/30/17 13:41 Received: 08/30/17 15:30 Matrix: Solid

Results reported on a "dry weight" basis and are adjusted for percent moisture, sample size and any dilutions.

Parameters	Results	Units	PQL	MDL	DF	Prepared	Analyzed	CAS No.	Qual
Percent Moisture	Analytical Method: ASTM D2974-87								
Percent Moisture	**4.8**	%	0.10	0.10	1		09/02/17 09:47		

This report shall not be reproduced, except in full,
without the written consent of Pace Analytical Services, LLC.

Pace Analytical Services, LLC
3610 Park Central Blvd N
Pompano Beach, FL 33064
954-582-4300

ANALYTICAL RESULTS

Project: Ludlum Trail
Pace Project No.: 35333605

Sample: SB-22 (4-6) **Lab ID: 35333605012** Collected: 08/30/17 13:44 Received: 08/30/17 15:30 Matrix: Solid

Results reported on a "dry weight" basis and are adjusted for percent moisture, sample size and any dilutions.

Parameters	Results	Units	PQL	MDL	DF	Prepared	Analyzed	CAS No.	Qual
Percent Moisture	Analytical Method: ASTM D2974-87								
Percent Moisture	**4.3**	%	0.10	0.10	1		09/02/17 09:47		J(D6)

This report shall not be reproduced, except in full,
without the written consent of Pace Analytical Services, LLC.

Pace Analytical Services, LLC
3610 Park Central Blvd N
Pompano Beach, FL 33064
954-582-4300

ANALYTICAL RESULTS

Project: Ludlum Trail
Pace Project No.: 35333605

Sample: SB-22 (6-8) **Lab ID: 35333605013** Collected: 08/30/17 13:47 Received: 08/30/17 15:30 Matrix: Solid

Results reported on a "dry weight" basis and are adjusted for percent moisture, sample size and any dilutions.

Parameters	Results	Units	PQL	MDL	DF	Prepared	Analyzed	CAS No.	Qual
Percent Moisture	Analytical Method: ASTM D2974-87								
Percent Moisture	**9.7**	%	0.10	0.10	1		09/02/17 09:47		

This report shall not be reproduced, except in full,
without the written consent of Pace Analytical Services, LLC.

Pace Analytical Services, LLC
3610 Park Central Blvd N
Pompano Beach, FL 33064
954-582-4300

ANALYTICAL RESULTS

Project: Ludlum Trail
Pace Project No.: 35333605

Sample: SB-22 (8-10) **Lab ID: 35333605014** Collected: 08/30/17 13:50 Received: 08/30/17 15:30 Matrix: Solid

Results reported on a "dry weight" basis and are adjusted for percent moisture, sample size and any dilutions.

Parameters	Results	Units	PQL	MDL	DF	Prepared	Analyzed	CAS No.	Qual
6010 MET ICP	Analytical Method: EPA 6010 Preparation Method: EPA 3050								
Arsenic	**0.32 I**	mg/kg	0.62	0.31	1	09/18/17 11:45	09/19/17 14:17	7440-38-2	
Percent Moisture	Analytical Method: ASTM D2974-87								
Percent Moisture	**9.1**	%	0.10	0.10	1		09/02/17 09:47		

This report shall not be reproduced, except in full,
without the written consent of Pace Analytical Services, LLC.

Pace Analytical Services, LLC
3610 Park Central Blvd N
Pompano Beach, FL 33064
954-582-4300

ANALYTICAL RESULTS

Project: Ludlum Trail
Pace Project No.: 35333605

Sample: SB-24 (0-0.5) **Lab ID: 35333605015** Collected: 08/30/17 13:03 Received: 08/30/17 15:30 Matrix: Solid

Results reported on a "dry weight" basis and are adjusted for percent moisture, sample size and any dilutions.

Parameters	Results	Units	PQL	MDL	DF	Prepared	Analyzed	CAS No.	Qual
FL-PRO Soil Microwave	Analytical Method: FL-PRO Preparation Method: EPA 3546								
Petroleum Range Organics	**495**	mg/kg	11.3	7.2	1	09/05/17 20:50	09/06/17 10:07		
Surrogates									
o-Terphenyl (S)	94	%	62-109		1	09/05/17 20:50	09/06/17 10:07	84-15-1	
N-Pentatriacontane (S)	122	%	42-159		1	09/05/17 20:50	09/06/17 10:07	630-07-09	
TPHCWGS Total Pet Hydrocarbons	Analytical Method: TPH in Soil Preparation Method: TPH in Soil								
TPH Total (C05-C35)	**18.5 U**	mg/kg	52.8	18.5	1	09/15/17 09:00	09/16/17 12:30		Q
Aliphatic (>C05-C06)	**18.5 U**	mg/kg	52.8	18.5	1	09/15/17 09:00	09/16/17 12:30		Q
Aliphatic (>C06-C08)	**18.5 U**	mg/kg	52.8	18.5	1	09/15/17 09:00	09/16/17 12:30		Q
Aliphatic (>C08-C10)	**18.5 U**	mg/kg	52.8	18.5	1	09/15/17 09:00	09/16/17 12:30		Q
Aliphatic (>C10-C12)	**18.5 U**	mg/kg	52.8	18.5	1	09/15/17 09:00	09/16/17 12:30		Q
Aliphatic (>C12-C16)	**18.5 U**	mg/kg	52.8	18.5	1	09/15/17 09:00	09/16/17 12:30		Q
Aliphatic (>C16-C35)	**18.5 U**	mg/kg	52.8	18.5	1	09/15/17 09:00	09/16/17 12:30		Q
Aromatic (>C05-C07)	**18.5 U**	mg/kg	52.8	18.5	1	09/15/17 09:00	09/16/17 12:30		Q
Aromatic (>C07-C08)	**18.5 U**	mg/kg	52.8	18.5	1	09/15/17 09:00	09/16/17 12:30		Q
Aromatic (>C08-C10)	**18.5 U**	mg/kg	52.8	18.5	1	09/15/17 09:00	09/16/17 12:30		Q
Aromatic (>C10-C12)	**18.5 U**	mg/kg	52.8	18.5	1	09/15/17 09:00	09/16/17 12:30		Q
Aromatic (>C12-C16)	**18.5 U**	mg/kg	52.8	18.5	1	09/15/17 09:00	09/16/17 12:30		Q
Aromatic (>C16-C21)	**18.5 U**	mg/kg	52.8	18.5	1	09/15/17 09:00	09/16/17 12:30		Q
Aromatic (>C21-C35)	**18.5 U**	mg/kg	52.8	18.5	1	09/15/17 09:00	09/16/17 12:30		Q
6010 MET ICP	Analytical Method: EPA 6010 Preparation Method: EPA 3050								
Arsenic	**13.0**	mg/kg	0.63	0.32	1	09/05/17 15:20	09/06/17 14:17	7440-38-2	
Cadmium	**0.39**	mg/kg	0.063	0.032	1	09/05/17 15:20	09/06/17 14:17	7440-43-9	
Chromium	**7.2**	mg/kg	0.32	0.16	1	09/05/17 15:20	09/06/17 14:17	7440-47-3	
Copper	**13.6**	mg/kg	0.32	0.16	1	09/05/17 15:20	09/06/17 14:17	7440-50-8	
Lead	**22.4**	mg/kg	0.63	0.32	1	09/05/17 15:20	09/06/17 14:17	7439-92-1	
6010 MET ICP, SPLP	Analytical Method: EPA 6010 Preparation Method: EPA 3010 Leachate Method/Date: EPA 1312; 09/19/17 18:57								
Arsenic	**0.012**	mg/L	0.010	0.0050	1	09/21/17 17:00	09/22/17 18:46	7440-38-2	
8270 MSSV Short List Microwave	Analytical Method: EPA 8270 Preparation Method: EPA 3546								
Acenaphthene	**0.032 U**	mg/kg	0.088	0.032	1	09/01/17 20:45	09/02/17 23:16	83-32-9	D3
Acenaphthylene	**0.48**	mg/kg	0.088	0.028	1	09/01/17 20:45	09/02/17 23:16	208-96-8	D3
Anthracene	**0.57**	mg/kg	0.088	0.027	1	09/01/17 20:45	09/02/17 23:16	120-12-7	D3
Benzo(a)anthracene	**4.2**	mg/kg	0.088	0.026	1	09/01/17 20:45	09/02/17 23:16	56-55-3	D3
Benzo(a)pyrene	**5.0**	mg/kg	0.088	0.010	1	09/01/17 20:45	09/02/17 23:16	50-32-8	D3
Benzo(b)fluoranthene	**8.0**	mg/kg	0.088	0.067	1	09/01/17 20:45	09/02/17 23:16	205-99-2	D3
Benzo(g,h,i)perylene	**3.8**	mg/kg	0.088	0.032	1	09/01/17 20:45	09/02/17 23:16	191-24-2	D3
Benzo(k)fluoranthene	**3.4**	mg/kg	0.088	0.019	1	09/01/17 20:45	09/02/17 23:16	207-08-9	D3
Chrysene	**4.4**	mg/kg	0.088	0.032	1	09/01/17 20:45	09/02/17 23:16	218-01-9	D3
Dibenz(a,h)anthracene	**1.2**	mg/kg	0.088	0.045	1	09/01/17 20:45	09/02/17 23:16	53-70-3	D3
Fluoranthene	**4.8**	mg/kg	0.088	0.029	1	09/01/17 20:45	09/02/17 23:16	206-44-0	D3
Fluorene	**0.075 I**	mg/kg	0.088	0.040	1	09/01/17 20:45	09/02/17 23:16	86-73-7	D3

This report shall not be reproduced, except in full,
without the written consent of Pace Analytical Services, LLC.

Pace Analytical Services, LLC
3610 Park Central Blvd N
Pompano Beach, FL 33064
954-582-4300

ANALYTICAL RESULTS

Project: Ludlum Trail
Pace Project No.: 35333605

Sample: SB-24 (0-0.5) **Lab ID: 35333605015** Collected: 08/30/17 13:03 Received: 08/30/17 15:30 Matrix: Solid

Results reported on a "dry weight" basis and are adjusted for percent moisture, sample size and any dilutions.

Parameters	Results	Units	PQL	MDL	DF	Prepared	Analyzed	CAS No.	Qual
8270 MSSV Short List Microwave	Analytical Method: EPA 8270 Preparation Method: EPA 3546								
Indeno(1,2,3-cd)pyrene	**3.5**	mg/kg	0.088	0.045	1	09/01/17 20:45	09/02/17 23:16	193-39-5	D3
1-Methylnaphthalene	**0.057 I**	mg/kg	0.088	0.031	1	09/01/17 20:45	09/02/17 23:16	90-12-0	D3
2-Methylnaphthalene	**0.079 I**	mg/kg	0.088	0.036	1	09/01/17 20:45	09/02/17 23:16	91-57-6	D3
Naphthalene	**0.14**	mg/kg	0.088	0.029	1	09/01/17 20:45	09/02/17 23:16	91-20-3	D3
Phenanthrene	**1.9**	mg/kg	0.088	0.033	1	09/01/17 20:45	09/02/17 23:16	85-01-8	D3
Pyrene	**5.1**	mg/kg	0.088	0.045	1	09/01/17 20:45	09/02/17 23:16	129-00-0	D3
Surrogates									
Nitrobenzene-d5 (S)	62	%	16-123		1	09/01/17 20:45	09/02/17 23:16	4165-60-0	
2-Fluorobiphenyl (S)	60	%	32-129		1	09/01/17 20:45	09/02/17 23:16	321-60-8	
Terphenyl-d14 (S)	48	%	38-138		1	09/01/17 20:45	09/02/17 23:16	1718-51-0	
8270 MSSV PAH by SIM SPLP	Analytical Method: EPA 8270 by SIM Preparation Method: EPA 3510 Leachate Method/Date: EPA 1312; 09/19/17 18:57								
Acenaphthene	**0.025 U**	ug/L	0.50	0.025	1	09/22/17 11:30	09/26/17 05:32	83-32-9	Q
Acenaphthylene	**1.6**	ug/L	0.50	0.025	1	09/22/17 11:30	09/26/17 05:32	208-96-8	Q
Anthracene	**1.1**	ug/L	0.50	0.025	1	09/22/17 11:30	09/26/17 05:32	120-12-7	Q
Benzo(a)anthracene	**0.025 U**	ug/L	0.10	0.025	1	09/22/17 11:30	09/26/17 05:32	56-55-3	Q
Benzo(a)pyrene	**1.3**	ug/L	0.10	0.025	1	09/22/17 11:30	09/26/17 05:32	50-32-8	Q
Benzo(b)fluoranthene	**0.47**	ug/L	0.10	0.025	1	09/22/17 11:30	09/26/17 05:32	205-99-2	Q
Benzo(g,h,i)perylene	**1.3**	ug/L	0.50	0.028	1	09/22/17 11:30	09/26/17 05:32	191-24-2	Q
Benzo(k)fluoranthene	**0.025 U**	ug/L	0.50	0.025	1	09/22/17 11:30	09/26/17 05:32	207-08-9	Q
Chrysene	**0.097 I**	ug/L	0.50	0.025	1	09/22/17 11:30	09/26/17 05:32	218-01-9	Q
Dibenz(a,h)anthracene	**0.034 U**	ug/L	0.10	0.034	1	09/22/17 11:30	09/26/17 05:32	53-70-3	Q
Fluoranthene	**1.3**	ug/L	0.50	0.025	1	09/22/17 11:30	09/26/17 05:32	206-44-0	Q
Fluorene	**0.025 U**	ug/L	0.50	0.025	1	09/22/17 11:30	09/26/17 05:32	86-73-7	Q
Indeno(1,2,3-cd)pyrene	**1.5**	ug/L	0.10	0.029	1	09/22/17 11:30	09/26/17 05:32	193-39-5	Q
1-Methylnaphthalene	**1.0 U**	ug/L	2.0	1.0	1	09/22/17 11:30	09/26/17 05:32	90-12-0	Q
2-Methylnaphthalene	**1.0 U**	ug/L	2.0	1.0	1	09/22/17 11:30	09/26/17 05:32	91-57-6	Q
Naphthalene	**1.0 U**	ug/L	2.0	1.0	1	09/22/17 11:30	09/26/17 05:32	91-20-3	Q
Phenanthrene	**0.050 U**	ug/L	0.50	0.050	1	09/22/17 11:30	09/26/17 05:32	85-01-8	Q
Pyrene	**0.89**	ug/L	0.50	0.025	1	09/22/17 11:30	09/26/17 05:32	129-00-0	Q
Surrogates									
2-Fluorobiphenyl (S)	57	%	33-101		1	09/22/17 11:30	09/26/17 05:32	321-60-8	
Terphenyl-d14 (S)	68	%	38-115		1	09/22/17 11:30	09/26/17 05:32	1718-51-0	
Percent Moisture	Analytical Method: ASTM D2974-87								
Percent Moisture	**26.7**	%	0.10	0.10	1		09/02/17 09:47		

This report shall not be reproduced, except in full,
without the written consent of Pace Analytical Services, LLC.

Pace Analytical Services, LLC
3610 Park Central Blvd N
Pompano Beach, FL 33064
954-582-4300

ANALYTICAL RESULTS

Project: Ludlum Trail
Pace Project No.: 35333605

Sample: SB-24 (0.5-2) **Lab ID: 35333605016** Collected: 08/30/17 13:06 Received: 08/30/17 15:30 Matrix: Solid

Results reported on a "dry weight" basis and are adjusted for percent moisture, sample size and any dilutions.

Parameters	Results	Units	PQL	MDL	DF	Prepared	Analyzed	CAS No.	Qual
FL-PRO Soil Microwave	Analytical Method: FL-PRO Preparation Method: EPA 3546								
Petroleum Range Organics	**5.3 U**	mg/kg	8.4	5.3	1	09/05/17 20:50	09/06/17 10:31		
Surrogates									
o-Terphenyl (S)	101	%	62-109		1	09/05/17 20:50	09/06/17 10:31	84-15-1	
N-Pentatriacontane (S)	100	%	42-159		1	09/05/17 20:50	09/06/17 10:31	630-07-09	
6010 MET ICP	Analytical Method: EPA 6010 Preparation Method: EPA 3050								
Arsenic	**1.8**	mg/kg	0.57	0.28	1	09/05/17 15:20	09/06/17 14:23	7440-38-2	
Cadmium	**0.028 U**	mg/kg	0.057	0.028	1	09/05/17 15:20	09/06/17 14:23	7440-43-9	
Chromium	**2.9**	mg/kg	0.28	0.14	1	09/05/17 15:20	09/06/17 14:23	7440-47-3	
Copper	**0.64**	mg/kg	0.28	0.14	1	09/05/17 15:20	09/06/17 14:23	7440-50-8	
Lead	**0.77**	mg/kg	0.57	0.28	1	09/05/17 15:20	09/06/17 14:23	7439-92-1	
8270 MSSV Short List Microwave	Analytical Method: EPA 8270 Preparation Method: EPA 3546								
Acenaphthene	**0.012 U**	mg/kg	0.034	0.012	1	09/01/17 20:45	09/02/17 23:39	83-32-9	
Acenaphthylene	**0.010 U**	mg/kg	0.034	0.010	1	09/01/17 20:45	09/02/17 23:39	208-96-8	
Anthracene	**0.010 U**	mg/kg	0.034	0.010	1	09/01/17 20:45	09/02/17 23:39	120-12-7	
Benzo(a)anthracene	**0.015 I**	mg/kg	0.034	0.0097	1	09/01/17 20:45	09/02/17 23:39	56-55-3	
Benzo(a)pyrene	**0.019 I**	mg/kg	0.034	0.0039	1	09/01/17 20:45	09/02/17 23:39	50-32-8	V
Benzo(b)fluoranthene	**0.035**	mg/kg	0.034	0.025	1	09/01/17 20:45	09/02/17 23:39	205-99-2	
Benzo(g,h,i)perylene	**0.029 I**	mg/kg	0.034	0.012	1	09/01/17 20:45	09/02/17 23:39	191-24-2	
Benzo(k)fluoranthene	**0.0091 I**	mg/kg	0.034	0.0073	1	09/01/17 20:45	09/02/17 23:39	207-08-9	
Chrysene	**0.012 U**	mg/kg	0.034	0.012	1	09/01/17 20:45	09/02/17 23:39	218-01-9	
Dibenz(a,h)anthracene	**0.017 U**	mg/kg	0.034	0.017	1	09/01/17 20:45	09/02/17 23:39	53-70-3	
Fluoranthene	**0.011 U**	mg/kg	0.034	0.011	1	09/01/17 20:45	09/02/17 23:39	206-44-0	
Fluorene	**0.015 U**	mg/kg	0.034	0.015	1	09/01/17 20:45	09/02/17 23:39	86-73-7	
Indeno(1,2,3-cd)pyrene	**0.017 U**	mg/kg	0.034	0.017	1	09/01/17 20:45	09/02/17 23:39	193-39-5	
1-Methylnaphthalene	**0.012 U**	mg/kg	0.034	0.012	1	09/01/17 20:45	09/02/17 23:39	90-12-0	
2-Methylnaphthalene	**0.014 U**	mg/kg	0.034	0.014	1	09/01/17 20:45	09/02/17 23:39	91-57-6	
Naphthalene	**0.011 U**	mg/kg	0.034	0.011	1	09/01/17 20:45	09/02/17 23:39	91-20-3	
Phenanthrene	**0.013 U**	mg/kg	0.034	0.013	1	09/01/17 20:45	09/02/17 23:39	85-01-8	
Pyrene	**0.017 U**	mg/kg	0.034	0.017	1	09/01/17 20:45	09/02/17 23:39	129-00-0	
Surrogates									
Nitrobenzene-d5 (S)	70	%	16-123		1	09/01/17 20:45	09/02/17 23:39	4165-60-0	
2-Fluorobiphenyl (S)	73	%	32-129		1	09/01/17 20:45	09/02/17 23:39	321-60-8	
Terphenyl-d14 (S)	69	%	38-138		1	09/01/17 20:45	09/02/17 23:39	1718-51-0	
Percent Moisture	Analytical Method: ASTM D2974-87								
Percent Moisture	**1.7**	%	0.10	0.10	1		09/02/17 09:47		

This report shall not be reproduced, except in full,
without the written consent of Pace Analytical Services, LLC.

Pace Analytical Services, LLC
3610 Park Central Blvd N
Pompano Beach, FL 33064
954-582-4300

ANALYTICAL RESULTS

Project: Ludlum Trail
Pace Project No.: 35333605

Sample: SB-24 (2-4) **Lab ID: 35333605017** Collected: 08/30/17 13:09 Received: 08/30/17 15:30 Matrix: Solid

Results reported on a "dry weight" basis and are adjusted for percent moisture, sample size and any dilutions.

Parameters	Results	Units	PQL	MDL	DF	Prepared	Analyzed	CAS No.	Qual
Percent Moisture	Analytical Method: ASTM D2974-87								
Percent Moisture	**4.0**	%	0.10	0.10	1		09/02/17 09:49		

This report shall not be reproduced, except in full,
without the written consent of Pace Analytical Services, LLC.

Pace Analytical Services, LLC
3610 Park Central Blvd N
Pompano Beach, FL 33064
954-582-4300

ANALYTICAL RESULTS

Project: Ludlum Trail
Pace Project No.: 35333605

Sample: SB-24 (4-6) **Lab ID: 35333605018** Collected: 08/30/17 13:12 Received: 08/30/17 15:30 Matrix: Solid

Results reported on a "dry weight" basis and are adjusted for percent moisture, sample size and any dilutions.

Parameters	Results	Units	PQL	MDL	DF	Prepared	Analyzed	CAS No.	Qual
Percent Moisture	Analytical Method: ASTM D2974-87								
Percent Moisture	**4.0**	%	0.10	0.10	1		09/02/17 09:49		

This report shall not be reproduced, except in full,
without the written consent of Pace Analytical Services, LLC.

Pace Analytical Services, LLC
3610 Park Central Blvd N
Pompano Beach, FL 33064
954-582-4300

ANALYTICAL RESULTS

Project: Ludlum Trail
Pace Project No.: 35333605

Sample: SB-24 (6-8) **Lab ID: 35333605019** Collected: 08/30/17 13:15 Received: 08/30/17 15:30 Matrix: Solid

Results reported on a "dry weight" basis and are adjusted for percent moisture, sample size and any dilutions.

Parameters	Results	Units	PQL	MDL	DF	Prepared	Analyzed	CAS No.	Qual
Percent Moisture	Analytical Method: ASTM D2974-87								
Percent Moisture	**3.7**	%	0.10	0.10	1		09/02/17 09:49		

This report shall not be reproduced, except in full,
without the written consent of Pace Analytical Services, LLC.

Pace Analytical Services, LLC
3610 Park Central Blvd N
Pompano Beach, FL 33064
954-582-4300

ANALYTICAL RESULTS

Project: Ludlum Trail
Pace Project No.: 35333605

Sample: SB-24 (8-10) **Lab ID: 35333605020** Collected: 08/30/17 13:18 Received: 08/30/17 15:30 Matrix: Solid

Results reported on a "dry weight" basis and are adjusted for percent moisture, sample size and any dilutions.

Parameters	Results	Units	PQL	MDL	DF	Prepared	Analyzed	CAS No.	Qual
Percent Moisture	Analytical Method: ASTM D2974-87								
Percent Moisture	**10.8**	%	0.10	0.10	1		09/02/17 09:49		

This report shall not be reproduced, except in full,
without the written consent of Pace Analytical Services, LLC.

Pace Analytical Services, LLC
3610 Park Central Blvd N
Pompano Beach, FL 33064
954-582-4300

ANALYTICAL RESULTS

Project: Ludlum Trail
Pace Project No.: 35333605

Sample: SB-26 (0-0.5) **Lab ID: 35333605021** Collected: 08/30/17 12:42 Received: 08/30/17 15:30 Matrix: Solid

Results reported on a "dry weight" basis and are adjusted for percent moisture, sample size and any dilutions.

Parameters	Results	Units	PQL	MDL	DF	Prepared	Analyzed	CAS No.	Qual
FL-PRO Soil Microwave	Analytical Method: FL-PRO Preparation Method: EPA 3546								
Petroleum Range Organics	**14.6**	mg/kg	8.6	5.5	1	09/05/17 20:50	09/06/17 10:31		
Surrogates									
o-Terphenyl (S)	97	%	62-109		1	09/05/17 20:50	09/06/17 10:31	84-15-1	
N-Pentatriacontane (S)	98	%	42-159		1	09/05/17 20:50	09/06/17 10:31	630-07-09	
6010 MET ICP	Analytical Method: EPA 6010 Preparation Method: EPA 3050								
Arsenic	**41.4**	mg/kg	0.62	0.31	1	09/05/17 15:20	09/06/17 14:28	7440-38-2	
Cadmium	**0.50**	mg/kg	0.062	0.031	1	09/05/17 15:20	09/06/17 14:28	7440-43-9	
Chromium	**10.1**	mg/kg	0.31	0.15	1	09/05/17 15:20	09/06/17 14:28	7440-47-3	
Copper	**47.6**	mg/kg	0.31	0.15	1	09/05/17 15:20	09/06/17 14:28	7440-50-8	
Lead	**28.4**	mg/kg	0.62	0.31	1	09/05/17 15:20	09/06/17 14:28	7439-92-1	
6010 MET ICP, SPLP	Analytical Method: EPA 6010 Preparation Method: EPA 3010 Leachate Method/Date: EPA 1312; 09/19/17 18:57								
Arsenic	**0.017**	mg/L	0.010	0.0050	1	09/21/17 17:00	09/22/17 18:50	7440-38-2	
8270 MSSV Short List Microwave	Analytical Method: EPA 8270 Preparation Method: EPA 3546								
Acenaphthene	**0.032 I**	mg/kg	0.035	0.013	1	09/01/17 20:45	09/03/17 00:02	83-32-9	
Acenaphthylene	**1.7**	mg/kg	0.035	0.011	1	09/01/17 20:45	09/03/17 00:02	208-96-8	
Anthracene	**0.46**	mg/kg	0.035	0.011	1	09/01/17 20:45	09/03/17 00:02	120-12-7	
Benzo(a)anthracene	**1.3**	mg/kg	0.035	0.010	1	09/01/17 20:45	09/03/17 00:02	56-55-3	
Benzo(a)pyrene	**3.3**	mg/kg	0.035	0.0041	1	09/01/17 20:45	09/03/17 00:02	50-32-8	
Benzo(b)fluoranthene	**5.5**	mg/kg	1.7	1.3	50	09/01/17 20:45	09/07/17 13:16	205-99-2	
Benzo(g,h,i)perylene	**2.4**	mg/kg	0.035	0.012	1	09/01/17 20:45	09/03/17 00:02	191-24-2	
Benzo(k)fluoranthene	**0.0075 U**	mg/kg	0.035	0.0075	1	09/01/17 20:45	09/03/17 00:02	207-08-9	
Chrysene	**2.1**	mg/kg	0.035	0.012	1	09/01/17 20:45	09/03/17 00:02	218-01-9	
Dibenz(a,h)anthracene	**0.51**	mg/kg	0.035	0.017	1	09/01/17 20:45	09/03/17 00:02	53-70-3	
Fluoranthene	**1.7**	mg/kg	0.035	0.011	1	09/01/17 20:45	09/03/17 00:02	206-44-0	
Fluorene	**0.016 U**	mg/kg	0.035	0.016	1	09/01/17 20:45	09/03/17 00:02	86-73-7	
Indeno(1,2,3-cd)pyrene	**1.9**	mg/kg	0.035	0.017	1	09/01/17 20:45	09/03/17 00:02	193-39-5	
1-Methylnaphthalene	**0.050**	mg/kg	0.035	0.012	1	09/01/17 20:45	09/03/17 00:02	90-12-0	
2-Methylnaphthalene	**0.11**	mg/kg	0.035	0.014	1	09/01/17 20:45	09/03/17 00:02	91-57-6	
Naphthalene	**0.26**	mg/kg	0.035	0.011	1	09/01/17 20:45	09/03/17 00:02	91-20-3	
Phenanthrene	**0.38**	mg/kg	0.035	0.013	1	09/01/17 20:45	09/03/17 00:02	85-01-8	
Pyrene	**2.3**	mg/kg	0.035	0.017	1	09/01/17 20:45	09/03/17 00:02	129-00-0	
Surrogates									
Nitrobenzene-d5 (S)	61	%	16-123		1	09/01/17 20:45	09/03/17 00:02	4165-60-0	
2-Fluorobiphenyl (S)	64	%	32-129		1	09/01/17 20:45	09/03/17 00:02	321-60-8	
Terphenyl-d14 (S)	53	%	38-138		1	09/01/17 20:45	09/03/17 00:02	1718-51-0	
8270 MSSV PAH by SIM SPLP	Analytical Method: EPA 8270 by SIM Preparation Method: EPA 3510 Leachate Method/Date: EPA 1312; 09/19/17 18:57								
Acenaphthene	**0.025 U**	ug/L	0.50	0.025	1	09/22/17 11:30	09/26/17 05:55	83-32-9	Q
Acenaphthylene	**1.7**	ug/L	0.50	0.025	1	09/22/17 11:30	09/26/17 05:55	208-96-8	Q
Anthracene	**1.1**	ug/L	0.50	0.025	1	09/22/17 11:30	09/26/17 05:55	120-12-7	Q

This report shall not be reproduced, except in full,
without the written consent of Pace Analytical Services, LLC.

Pace Analytical Services, LLC
3610 Park Central Blvd N
Pompano Beach, FL 33064
954-582-4300

ANALYTICAL RESULTS

Project: Ludlum Trail
Pace Project No.: 35333605

Sample: SB-26 (0-0.5) **Lab ID: 35333605021** Collected: 08/30/17 12:42 Received: 08/30/17 15:30 Matrix: Solid

Results reported on a "dry weight" basis and are adjusted for percent moisture, sample size and any dilutions.

Parameters	Results	Units	PQL	MDL	DF	Prepared	Analyzed	CAS No.	Qual
8270 MSSV PAH by SIM SPLP	Analytical Method: EPA 8270 by SIM Preparation Method: EPA 3510								
	Leachate Method/Date: EPA 1312; 09/19/17 18:57								
Benzo(a)anthracene	**0.025 U**	ug/L	0.10	0.025	1	09/22/17 11:30	09/26/17 05:55	56-55-3	Q
Benzo(a)pyrene	**1.3**	ug/L	0.10	0.025	1	09/22/17 11:30	09/26/17 05:55	50-32-8	Q
Benzo(b)fluoranthene	**0.43**	ug/L	0.10	0.025	1	09/22/17 11:30	09/26/17 05:55	205-99-2	Q
Benzo(g,h,i)perylene	**1.5**	ug/L	0.50	0.028	1	09/22/17 11:30	09/26/17 05:55	191-24-2	Q
Benzo(k)fluoranthene	**0.025 U**	ug/L	0.50	0.025	1	09/22/17 11:30	09/26/17 05:55	207-08-9	Q
Chrysene	**0.025 U**	ug/L	0.50	0.025	1	09/22/17 11:30	09/26/17 05:55	218-01-9	Q
Dibenz(a,h)anthracene	**0.034 U**	ug/L	0.10	0.034	1	09/22/17 11:30	09/26/17 05:55	53-70-3	Q
Fluoranthene	**1.3**	ug/L	0.50	0.025	1	09/22/17 11:30	09/26/17 05:55	206-44-0	Q
Fluorene	**0.025 U**	ug/L	0.50	0.025	1	09/22/17 11:30	09/26/17 05:55	86-73-7	Q
Indeno(1,2,3-cd)pyrene	**1.5**	ug/L	0.10	0.029	1	09/22/17 11:30	09/26/17 05:55	193-39-5	Q
1-Methylnaphthalene	**1.0 U**	ug/L	2.0	1.0	1	09/22/17 11:30	09/26/17 05:55	90-12-0	Q
2-Methylnaphthalene	**1.0 U**	ug/L	2.0	1.0	1	09/22/17 11:30	09/26/17 05:55	91-57-6	Q
Naphthalene	**1.0 U**	ug/L	2.0	1.0	1	09/22/17 11:30	09/26/17 05:55	91-20-3	Q
Phenanthrene	**0.050 U**	ug/L	0.50	0.050	1	09/22/17 11:30	09/26/17 05:55	85-01-8	Q
Pyrene	**0.87**	ug/L	0.50	0.025	1	09/22/17 11:30	09/26/17 05:55	129-00-0	Q
Surrogates									
2-Fluorobiphenyl (S)	59	%	33-101		1	09/22/17 11:30	09/26/17 05:55	321-60-8	
Terphenyl-d14 (S)	70	%	38-115		1	09/22/17 11:30	09/26/17 05:55	1718-51-0	
Percent Moisture	Analytical Method: ASTM D2974-87								
Percent Moisture	**4.2**	%	0.10	0.10	1		09/02/17 09:49		

This report shall not be reproduced, except in full,
without the written consent of Pace Analytical Services, LLC.

Pace Analytical Services, LLC
3610 Park Central Blvd N
Pompano Beach, FL 33064
954-582-4300

ANALYTICAL RESULTS

Project: Ludlum Trail
Pace Project No.: 35333605

Sample: SB-26 (0.5-2) **Lab ID: 35333605022** Collected: 08/30/17 12:45 Received: 08/30/17 15:30 Matrix: Solid

Results reported on a "dry weight" basis and are adjusted for percent moisture, sample size and any dilutions.

Parameters	Results	Units	PQL	MDL	DF	Prepared	Analyzed	CAS No.	Qual
FL-PRO Soil Microwave	Analytical Method: FL-PRO Preparation Method: EPA 3546								
Petroleum Range Organics	**9.1**	mg/kg	8.7	5.5	1	09/05/17 20:50	09/06/17 10:55		
Surrogates									
o-Terphenyl (S)	93	%	62-109		1	09/05/17 20:50	09/06/17 10:55	84-15-1	
N-Pentatriacontane (S)	78	%	42-159		1	09/05/17 20:50	09/06/17 10:55	630-07-09	
6010 MET ICP	Analytical Method: EPA 6010 Preparation Method: EPA 3050								
Arsenic	**17.7**	mg/kg	0.64	0.32	1	09/05/17 08:27	09/05/17 14:54	7440-38-2	J(M1), J(R1)
Cadmium	**0.085**	mg/kg	0.064	0.032	1	09/05/17 08:27	09/05/17 14:54	7440-43-9	
Chromium	**8.9**	mg/kg	0.32	0.16	1	09/05/17 08:27	09/05/17 14:54	7440-47-3	J(M1), J(R1)
Copper	**6.0**	mg/kg	0.32	0.16	1	09/05/17 08:27	09/05/17 14:54	7440-50-8	
Lead	**5.7**	mg/kg	0.64	0.32	1	09/05/17 08:27	09/05/17 14:54	7439-92-1	
8270 MSSV Short List Microwave	Analytical Method: EPA 8270 Preparation Method: EPA 3546								
Acenaphthene	**0.013 U**	mg/kg	0.034	0.013	1	09/01/17 20:45	09/03/17 00:25	83-32-9	
Acenaphthylene	**0.20**	mg/kg	0.034	0.011	1	09/01/17 20:45	09/03/17 00:25	208-96-8	
Anthracene	**0.076**	mg/kg	0.034	0.011	1	09/01/17 20:45	09/03/17 00:25	120-12-7	
Benzo(a)anthracene	**0.40**	mg/kg	0.034	0.010	1	09/01/17 20:45	09/03/17 00:25	56-55-3	
Benzo(a)pyrene	**0.62**	mg/kg	0.034	0.0040	1	09/01/17 20:45	09/03/17 00:25	50-32-8	
Benzo(b)fluoranthene	**1.0**	mg/kg	0.034	0.026	1	09/01/17 20:45	09/03/17 00:25	205-99-2	
Benzo(g,h,i)perylene	**0.43**	mg/kg	0.034	0.012	1	09/01/17 20:45	09/03/17 00:25	191-24-2	
Benzo(k)fluoranthene	**0.39**	mg/kg	0.034	0.0074	1	09/01/17 20:45	09/03/17 00:25	207-08-9	
Chrysene	**0.53**	mg/kg	0.034	0.012	1	09/01/17 20:45	09/03/17 00:25	218-01-9	
Dibenz(a,h)anthracene	**0.12**	mg/kg	0.034	0.017	1	09/01/17 20:45	09/03/17 00:25	53-70-3	
Fluoranthene	**0.30**	mg/kg	0.034	0.011	1	09/01/17 20:45	09/03/17 00:25	206-44-0	
Fluorene	**0.015 U**	mg/kg	0.034	0.015	1	09/01/17 20:45	09/03/17 00:25	86-73-7	
Indeno(1,2,3-cd)pyrene	**0.41**	mg/kg	0.034	0.017	1	09/01/17 20:45	09/03/17 00:25	193-39-5	
1-Methylnaphthalene	**0.012 U**	mg/kg	0.034	0.012	1	09/01/17 20:45	09/03/17 00:25	90-12-0	
2-Methylnaphthalene	**0.017 I**	mg/kg	0.034	0.014	1	09/01/17 20:45	09/03/17 00:25	91-57-6	
Naphthalene	**0.036**	mg/kg	0.034	0.011	1	09/01/17 20:45	09/03/17 00:25	91-20-3	
Phenanthrene	**0.064**	mg/kg	0.034	0.013	1	09/01/17 20:45	09/03/17 00:25	85-01-8	
Pyrene	**0.39**	mg/kg	0.034	0.017	1	09/01/17 20:45	09/03/17 00:25	129-00-0	
Surrogates									
Nitrobenzene-d5 (S)	65	%	16-123		1	09/01/17 20:45	09/03/17 00:25	4165-60-0	
2-Fluorobiphenyl (S)	71	%	32-129		1	09/01/17 20:45	09/03/17 00:25	321-60-8	
Terphenyl-d14 (S)	62	%	38-138		1	09/01/17 20:45	09/03/17 00:25	1718-51-0	
Percent Moisture	Analytical Method: ASTM D2974-87								
Percent Moisture	**4.2**	%	0.10	0.10	1		09/02/17 09:49		

This report shall not be reproduced, except in full,
without the written consent of Pace Analytical Services, LLC.

Pace Analytical Services, LLC
3610 Park Central Blvd N
Pompano Beach, FL 33064
954-582-4300

ANALYTICAL RESULTS

Project: Ludlum Trail
Pace Project No.: 35333605

Sample: SB-26 (2-4) **Lab ID: 35333605023** Collected: 08/30/17 12:48 Received: 08/30/17 15:30 Matrix: Solid

Results reported on a "dry weight" basis and are adjusted for percent moisture, sample size and any dilutions.

Parameters	Results	Units	PQL	MDL	DF	Prepared	Analyzed	CAS No.	Qual
Percent Moisture	Analytical Method: ASTM D2974-87								
Percent Moisture	**11.2**	%	0.10	0.10	1		09/02/17 09:49		

This report shall not be reproduced, except in full,
without the written consent of Pace Analytical Services, LLC.

Pace Analytical Services, LLC
3610 Park Central Blvd N
Pompano Beach, FL 33064
954-582-4300

ANALYTICAL RESULTS

Project: Ludlum Trail
Pace Project No.: 35333605

Sample: SB-26 (4-6) **Lab ID: 35333605024** Collected: 08/30/17 12:51 Received: 08/30/17 15:30 Matrix: Solid

Results reported on a "dry weight" basis and are adjusted for percent moisture, sample size and any dilutions.

Parameters	Results	Units	PQL	MDL	DF	Prepared	Analyzed	CAS No.	Qual
6010 MET ICP	Analytical Method: EPA 6010 Preparation Method: EPA 3050								
Arsenic	**1.4**	mg/kg	0.62	0.31	1	09/18/17 11:45	09/19/17 14:21	7440-38-2	
8270 MSSV Short List Microwave	Analytical Method: EPA 8270 Preparation Method: EPA 3546								
Acenaphthene	**0.015 U**	mg/kg	0.040	0.015	1	09/13/17 21:35	09/14/17 22:47	83-32-9	
Acenaphthylene	**0.012 U**	mg/kg	0.040	0.012	1	09/13/17 21:35	09/14/17 22:47	208-96-8	
Anthracene	**0.012 U**	mg/kg	0.040	0.012	1	09/13/17 21:35	09/14/17 22:47	120-12-7	
Benzo(a)anthracene	**0.012 U**	mg/kg	0.040	0.012	1	09/13/17 21:35	09/14/17 22:47	56-55-3	
Benzo(a)pyrene	**0.0047 U**	mg/kg	0.040	0.0047	1	09/13/17 21:35	09/14/17 22:47	50-32-8	
Benzo(b)fluoranthene	**0.030 U**	mg/kg	0.040	0.030	1	09/13/17 21:35	09/14/17 22:47	205-99-2	
Benzo(g,h,i)perylene	**0.014 U**	mg/kg	0.040	0.014	1	09/13/17 21:35	09/14/17 22:47	191-24-2	
Benzo(k)fluoranthene	**0.0086 U**	mg/kg	0.040	0.0086	1	09/13/17 21:35	09/14/17 22:47	207-08-9	
Chrysene	**0.014 U**	mg/kg	0.040	0.014	1	09/13/17 21:35	09/14/17 22:47	218-01-9	
Dibenz(a,h)anthracene	**0.020 U**	mg/kg	0.040	0.020	1	09/13/17 21:35	09/14/17 22:47	53-70-3	
Fluoranthene	**0.013 U**	mg/kg	0.040	0.013	1	09/13/17 21:35	09/14/17 22:47	206-44-0	
Fluorene	**0.018 U**	mg/kg	0.040	0.018	1	09/13/17 21:35	09/14/17 22:47	86-73-7	
Indeno(1,2,3-cd)pyrene	**0.020 U**	mg/kg	0.040	0.020	1	09/13/17 21:35	09/14/17 22:47	193-39-5	
1-Methylnaphthalene	**0.014 U**	mg/kg	0.040	0.014	1	09/13/17 21:35	09/14/17 22:47	90-12-0	
2-Methylnaphthalene	**0.016 U**	mg/kg	0.040	0.016	1	09/13/17 21:35	09/14/17 22:47	91-57-6	
Naphthalene	**0.013 U**	mg/kg	0.040	0.013	1	09/13/17 21:35	09/14/17 22:47	91-20-3	
Phenanthrene	**0.015 U**	mg/kg	0.040	0.015	1	09/13/17 21:35	09/14/17 22:47	85-01-8	
Pyrene	**0.020 U**	mg/kg	0.040	0.020	1	09/13/17 21:35	09/14/17 22:47	129-00-0	
Surrogates									
Nitrobenzene-d5 (S)	87	%	16-123		1	09/13/17 21:35	09/14/17 22:47	4165-60-0	
2-Fluorobiphenyl (S)	83	%	32-129		1	09/13/17 21:35	09/14/17 22:47	321-60-8	
Terphenyl-d14 (S)	74	%	38-138		1	09/13/17 21:35	09/14/17 22:47	1718-51-0	
Percent Moisture	Analytical Method: ASTM D2974-87								
Percent Moisture	**17.4**	%	0.10	0.10	1		09/02/17 09:50		

This report shall not be reproduced, except in full,
without the written consent of Pace Analytical Services, LLC.

Pace Analytical Services, LLC
3610 Park Central Blvd N
Pompano Beach, FL 33064
954-582-4300

ANALYTICAL RESULTS

Project: Ludlum Trail
Pace Project No.: 35333605

Sample: SB-28 (0-0.5) **Lab ID: 35333605025** Collected: 08/30/17 11:42 Received: 08/30/17 15:30 Matrix: Solid

Results reported on a "dry weight" basis and are adjusted for percent moisture, sample size and any dilutions.

Parameters	Results	Units	PQL	MDL	DF	Prepared	Analyzed	CAS No.	Qual
FL-PRO Soil Microwave	Analytical Method: FL-PRO Preparation Method: EPA 3546								
Petroleum Range Organics	**15.2**	mg/kg	8.7	5.5	1	09/05/17 20:50	09/06/17 10:55		
Surrogates									
o-Terphenyl (S)	94	%	62-109		1	09/05/17 20:50	09/06/17 10:55	84-15-1	
N-Pentatriacontane (S)	91	%	42-159		1	09/05/17 20:50	09/06/17 10:55	630-07-09	
6010 MET ICP	Analytical Method: EPA 6010 Preparation Method: EPA 3050								
Arsenic	**10.7**	mg/kg	0.50	0.25	1	09/05/17 08:27	09/05/17 15:15	7440-38-2	
Cadmium	**0.27**	mg/kg	0.050	0.025	1	09/05/17 08:27	09/05/17 15:15	7440-43-9	
Chromium	**8.0**	mg/kg	0.25	0.13	1	09/05/17 08:27	09/05/17 15:15	7440-47-3	
Copper	**11.6**	mg/kg	0.25	0.13	1	09/05/17 08:27	09/05/17 15:15	7440-50-8	
Lead	**14.2**	mg/kg	0.50	0.25	1	09/05/17 08:27	09/05/17 15:15	7439-92-1	
6010 MET ICP, SPLP	Analytical Method: EPA 6010 Preparation Method: EPA 3010 Leachate Method/Date: EPA 1312; 09/19/17 18:57								
Arsenic	**0.0092 I**	mg/L	0.010	0.0050	1	09/21/17 17:00	09/22/17 18:54	7440-38-2	
8270 MSSV Short List Microwave	Analytical Method: EPA 8270 Preparation Method: EPA 3546								
Acenaphthene	**0.013 U**	mg/kg	0.035	0.013	1	09/01/17 20:45	09/03/17 00:48	83-32-9	
Acenaphthylene	**0.38**	mg/kg	0.035	0.011	1	09/01/17 20:45	09/03/17 00:48	208-96-8	
Anthracene	**0.23**	mg/kg	0.035	0.011	1	09/01/17 20:45	09/03/17 00:48	120-12-7	
Benzo(a)anthracene	**1.7**	mg/kg	0.035	0.010	1	09/01/17 20:45	09/03/17 00:48	56-55-3	
Benzo(a)pyrene	**2.6**	mg/kg	0.035	0.0041	1	09/01/17 20:45	09/03/17 00:48	50-32-8	
Benzo(b)fluoranthene	**5.7**	mg/kg	1.7	1.3	50	09/01/17 20:45	09/07/17 13:38	205-99-2	
Benzo(g,h,i)perylene	**1.3**	mg/kg	0.035	0.012	1	09/01/17 20:45	09/03/17 00:48	191-24-2	
Benzo(k)fluoranthene	**1.6**	mg/kg	0.035	0.0075	1	09/01/17 20:45	09/03/17 00:48	207-08-9	
Chrysene	**2.0**	mg/kg	0.035	0.012	1	09/01/17 20:45	09/03/17 00:48	218-01-9	
Dibenz(a,h)anthracene	**0.38**	mg/kg	0.035	0.017	1	09/01/17 20:45	09/03/17 00:48	53-70-3	
Fluoranthene	**1.4**	mg/kg	0.035	0.011	1	09/01/17 20:45	09/03/17 00:48	206-44-0	
Fluorene	**0.016 U**	mg/kg	0.035	0.016	1	09/01/17 20:45	09/03/17 00:48	86-73-7	
Indeno(1,2,3-cd)pyrene	**1.2**	mg/kg	0.035	0.017	1	09/01/17 20:45	09/03/17 00:48	193-39-5	
1-Methylnaphthalene	**0.014 I**	mg/kg	0.035	0.012	1	09/01/17 20:45	09/03/17 00:48	90-12-0	
2-Methylnaphthalene	**0.021 I**	mg/kg	0.035	0.014	1	09/01/17 20:45	09/03/17 00:48	91-57-6	
Naphthalene	**0.037**	mg/kg	0.035	0.011	1	09/01/17 20:45	09/03/17 00:48	91-20-3	
Phenanthrene	**0.092**	mg/kg	0.035	0.013	1	09/01/17 20:45	09/03/17 00:48	85-01-8	
Pyrene	**1.8**	mg/kg	0.035	0.017	1	09/01/17 20:45	09/03/17 00:48	129-00-0	
Surrogates									
Nitrobenzene-d5 (S)	68	%	16-123		1	09/01/17 20:45	09/03/17 00:48	4165-60-0	
2-Fluorobiphenyl (S)	69	%	32-129		1	09/01/17 20:45	09/03/17 00:48	321-60-8	
Terphenyl-d14 (S)	59	%	38-138		1	09/01/17 20:45	09/03/17 00:48	1718-51-0	
8270 MSSV PAH by SIM SPLP	Analytical Method: EPA 8270 by SIM Preparation Method: EPA 3510 Leachate Method/Date: EPA 1312; 09/19/17 18:57								
Acenaphthene	**0.025 U**	ug/L	0.50	0.025	1	09/22/17 11:30	09/26/17 06:17	83-32-9	Q
Acenaphthylene	**0.025 U**	ug/L	0.50	0.025	1	09/22/17 11:30	09/26/17 06:17	208-96-8	Q
Anthracene	**1.1**	ug/L	0.50	0.025	1	09/22/17 11:30	09/26/17 06:17	120-12-7	Q

This report shall not be reproduced, except in full,
without the written consent of Pace Analytical Services, LLC.

Pace Analytical Services, LLC
3610 Park Central Blvd N
Pompano Beach, FL 33064
954-582-4300

ANALYTICAL RESULTS

Project: Ludlum Trail
Pace Project No.: 35333605

Sample: SB-28 (0-0.5) **Lab ID: 35333605025** Collected: 08/30/17 11:42 Received: 08/30/17 15:30 Matrix: Solid

Results reported on a "dry weight" basis and are adjusted for percent moisture, sample size and any dilutions.

Parameters	Results	Units	PQL	MDL	DF	Prepared	Analyzed	CAS No.	Qual
8270 MSSV PAH by SIM SPLP	Analytical Method: EPA 8270 by SIM Preparation Method: EPA 3510								
	Leachate Method/Date: EPA 1312; 09/19/17 18:57								
Benzo(a)anthracene	**0.025 U**	ug/L	0.10	0.025	1	09/22/17 11:30	09/26/17 06:17	56-55-3	Q
Benzo(a)pyrene	**0.025 U**	ug/L	0.10	0.025	1	09/22/17 11:30	09/26/17 06:17	50-32-8	Q
Benzo(b)fluoranthene	**0.025 U**	ug/L	0.10	0.025	1	09/22/17 11:30	09/26/17 06:17	205-99-2	Q
Benzo(g,h,i)perylene	**0.028 U**	ug/L	0.50	0.028	1	09/22/17 11:30	09/26/17 06:17	191-24-2	Q
Benzo(k)fluoranthene	**0.025 U**	ug/L	0.50	0.025	1	09/22/17 11:30	09/26/17 06:17	207-08-9	Q
Chrysene	**0.025 U**	ug/L	0.50	0.025	1	09/22/17 11:30	09/26/17 06:17	218-01-9	Q
Dibenz(a,h)anthracene	**0.034 U**	ug/L	0.10	0.034	1	09/22/17 11:30	09/26/17 06:17	53-70-3	Q
Fluoranthene	**1.3**	ug/L	0.50	0.025	1	09/22/17 11:30	09/26/17 06:17	206-44-0	Q
Fluorene	**0.025 U**	ug/L	0.50	0.025	1	09/22/17 11:30	09/26/17 06:17	86-73-7	Q
Indeno(1,2,3-cd)pyrene	**0.029 U**	ug/L	0.10	0.029	1	09/22/17 11:30	09/26/17 06:17	193-39-5	Q
1-Methylnaphthalene	**1.0 U**	ug/L	2.0	1.0	1	09/22/17 11:30	09/26/17 06:17	90-12-0	Q
2-Methylnaphthalene	**1.0 U**	ug/L	2.0	1.0	1	09/22/17 11:30	09/26/17 06:17	91-57-6	Q
Naphthalene	**1.0 U**	ug/L	2.0	1.0	1	09/22/17 11:30	09/26/17 06:17	91-20-3	Q
Phenanthrene	**0.050 U**	ug/L	0.50	0.050	1	09/22/17 11:30	09/26/17 06:17	85-01-8	Q
Pyrene	**0.84**	ug/L	0.50	0.025	1	09/22/17 11:30	09/26/17 06:17	129-00-0	Q
Surrogates									
2-Fluorobiphenyl (S)	70	%	33-101		1	09/22/17 11:30	09/26/17 06:17	321-60-8	
Terphenyl-d14 (S)	73	%	38-115		1	09/22/17 11:30	09/26/17 06:17	1718-51-0	
8260/5035A Volatile Organics	Analytical Method: EPA 8260								
Acetone	**0.11**	mg/kg	0.11	0.011	1		09/08/17 14:25	67-64-1	
Acetonitrile	**0.028 U**	mg/kg	0.053	0.028	1		09/08/17 14:25	75-05-8	
Benzene	**0.0017 U**	mg/kg	0.0053	0.0017	1		09/08/17 14:25	71-43-2	
Bromobenzene	**0.0021 U**	mg/kg	0.0053	0.0021	1		09/08/17 14:25	108-86-1	
Bromochloromethane	**0.0018 U**	mg/kg	0.0053	0.0018	1		09/08/17 14:25	74-97-5	
Bromodichloromethane	**0.0020 U**	mg/kg	0.0053	0.0020	1		09/08/17 14:25	75-27-4	
Bromoform	**0.0024 U**	mg/kg	0.0053	0.0024	1		09/08/17 14:25	75-25-2	
Bromomethane	**0.0027 U**	mg/kg	0.011	0.0027	1		09/08/17 14:25	74-83-9	
2-Butanone (MEK)	**0.0031 U**	mg/kg	0.11	0.0031	1		09/08/17 14:25	78-93-3	
n-Butylbenzene	**0.0019 U**	mg/kg	0.0053	0.0019	1		09/08/17 14:25	104-51-8	
sec-Butylbenzene	**0.0017 U**	mg/kg	0.0053	0.0017	1		09/08/17 14:25	135-98-8	
tert-Butylbenzene	**0.0021 U**	mg/kg	0.0053	0.0021	1		09/08/17 14:25	98-06-6	
Carbon disulfide	**0.0032 U**	mg/kg	0.011	0.0032	1		09/08/17 14:25	75-15-0	
Carbon tetrachloride	**0.0028 U**	mg/kg	0.0053	0.0028	1		09/08/17 14:25	56-23-5	
Chlorobenzene	**0.0020 U**	mg/kg	0.0053	0.0020	1		09/08/17 14:25	108-90-7	
Chloroethane	**0.0025 U**	mg/kg	0.011	0.0025	1		09/08/17 14:25	75-00-3	
Chloroform	**0.0017 U**	mg/kg	0.0053	0.0017	1		09/08/17 14:25	67-66-3	
Chloromethane	**0.0025 U**	mg/kg	0.011	0.0025	1		09/08/17 14:25	74-87-3	
2-Chlorotoluene	**0.0018 U**	mg/kg	0.0053	0.0018	1		09/08/17 14:25	95-49-8	
4-Chlorotoluene	**0.0019 U**	mg/kg	0.0053	0.0019	1		09/08/17 14:25	106-43-4	
Dibromochloromethane	**0.0019 U**	mg/kg	0.0053	0.0019	1		09/08/17 14:25	124-48-1	
Dibromomethane	**0.0027 U**	mg/kg	0.0053	0.0027	1		09/08/17 14:25	74-95-3	
1,2-Dichlorobenzene	**0.0020 U**	mg/kg	0.0053	0.0020	1		09/08/17 14:25	95-50-1	
1,3-Dichlorobenzene	**0.0021 U**	mg/kg	0.0053	0.0021	1		09/08/17 14:25	541-73-1	

This report shall not be reproduced, except in full,
without the written consent of Pace Analytical Services, LLC.

Pace Analytical Services, LLC
3610 Park Central Blvd N
Pompano Beach, FL 33064
954-582-4300

ANALYTICAL RESULTS

Project: Ludlum Trail
Pace Project No.: 35333605

Sample: SB-28 (0-0.5) **Lab ID: 35333605025** Collected: 08/30/17 11:42 Received: 08/30/17 15:30 Matrix: Solid

Results reported on a "dry weight" basis and are adjusted for percent moisture, sample size and any dilutions.

Parameters	Results	Units	PQL	MDL	DF	Prepared	Analyzed	CAS No.	Qual
8260/5035A Volatile Organics	Analytical Method: EPA 8260								
1,4-Dichlorobenzene	**0.0018 U**	mg/kg	0.0053	0.0018	1		09/08/17 14:25	106-46-7	
Dichlorodifluoromethane	**0.0038 U**	mg/kg	0.011	0.0038	1		09/08/17 14:25	75-71-8	
1,1-Dichloroethane	**0.0016 U**	mg/kg	0.0053	0.0016	1		09/08/17 14:25	75-34-3	
1,2-Dichloroethane	**0.0023 U**	mg/kg	0.0053	0.0023	1		09/08/17 14:25	107-06-2	
1,1-Dichloroethene	**0.0019 U**	mg/kg	0.0053	0.0019	1		09/08/17 14:25	75-35-4	
cis-1,2-Dichloroethene	**0.0015 U**	mg/kg	0.0053	0.0015	1		09/08/17 14:25	156-59-2	
trans-1,2-Dichloroethene	**0.0020 U**	mg/kg	0.0053	0.0020	1		09/08/17 14:25	156-60-5	
1,2-Dichloropropane	**0.0018 U**	mg/kg	0.0053	0.0018	1		09/08/17 14:25	78-87-5	
1,3-Dichloropropane	**0.0020 U**	mg/kg	0.0053	0.0020	1		09/08/17 14:25	142-28-9	
2,2-Dichloropropane	**0.0018 U**	mg/kg	0.0053	0.0018	1		09/08/17 14:25	594-20-7	
1,1-Dichloropropene	**0.0016 U**	mg/kg	0.0053	0.0016	1		09/08/17 14:25	563-58-6	
cis-1,3-Dichloropropene	**0.0019 U**	mg/kg	0.0053	0.0019	1		09/08/17 14:25	10061-01-5	
trans-1,3-Dichloropropene	**0.0016 U**	mg/kg	0.0053	0.0016	1		09/08/17 14:25	10061-02-6	
Ethylbenzene	**0.0019 U**	mg/kg	0.0053	0.0019	1		09/08/17 14:25	100-41-4	
2-Hexanone	**0.0041 U**	mg/kg	0.053	0.0041	1		09/08/17 14:25	591-78-6	
Iodomethane	**0.011 U**	mg/kg	0.011	0.011	1		09/08/17 14:25	74-88-4	
Isopropylbenzene (Cumene)	**0.0020 U**	mg/kg	0.0053	0.0020	1		09/08/17 14:25	98-82-8	
p-Isopropyltoluene	**0.0018 U**	mg/kg	0.0053	0.0018	1		09/08/17 14:25	99-87-6	
Methylene Chloride	**0.0032 U**	mg/kg	0.021	0.0032	1		09/08/17 14:25	75-09-2	
4-Methyl-2-pentanone (MIBK)	**0.0039 U**	mg/kg	0.053	0.0039	1		09/08/17 14:25	108-10-1	
Methyl-tert-butyl ether	**0.0016 U**	mg/kg	0.0053	0.0016	1		09/08/17 14:25	1634-04-4	
n-Propylbenzene	**0.0018 U**	mg/kg	0.0053	0.0018	1		09/08/17 14:25	103-65-1	
Styrene	**0.0019 U**	mg/kg	0.0053	0.0019	1		09/08/17 14:25	100-42-5	
1,1,1,2-Tetrachloroethane	**0.0022 U**	mg/kg	0.0053	0.0022	1		09/08/17 14:25	630-20-6	
1,1,2,2-Tetrachloroethane	**0.0020 U**	mg/kg	0.0053	0.0020	1		09/08/17 14:25	79-34-5	
Tetrachloroethene	**0.0018 U**	mg/kg	0.0053	0.0018	1		09/08/17 14:25	127-18-4	
Toluene	**0.0019 U**	mg/kg	0.0053	0.0019	1		09/08/17 14:25	108-88-3	
1,2,3-Trichlorobenzene	**0.0023 U**	mg/kg	0.0053	0.0023	1		09/08/17 14:25	87-61-6	
1,2,4-Trichlorobenzene	**0.0017 U**	mg/kg	0.0053	0.0017	1		09/08/17 14:25	120-82-1	
1,1,1-Trichloroethane	**0.0019 U**	mg/kg	0.0053	0.0019	1		09/08/17 14:25	71-55-6	
1,1,2-Trichloroethane	**0.0022 U**	mg/kg	0.0053	0.0022	1		09/08/17 14:25	79-00-5	
Trichloroethene	**0.0022 U**	mg/kg	0.0053	0.0022	1		09/08/17 14:25	79-01-6	
Trichlorofluoromethane	**0.0023 U**	mg/kg	0.0053	0.0023	1		09/08/17 14:25	75-69-4	
1,2,3-Trichloropropane	**0.0017 U**	mg/kg	0.0053	0.0017	1		09/08/17 14:25	96-18-4	
1,2,3-Trimethylbenzene	**0.0018 U**	mg/kg	0.0053	0.0018	1		09/08/17 14:25	526-73-8	
1,2,4-Trimethylbenzene	**0.0021 U**	mg/kg	0.0053	0.0021	1		09/08/17 14:25	95-63-6	
1,3,5-Trimethylbenzene	**0.0019 U**	mg/kg	0.0053	0.0019	1		09/08/17 14:25	108-67-8	
Vinyl acetate	**0.0093 U**	mg/kg	0.053	0.0093	1		09/08/17 14:25	108-05-4	
Vinyl chloride	**0.0019 U**	mg/kg	0.011	0.0019	1		09/08/17 14:25	75-01-4	
Xylene (Total)	**0.0038 U**	mg/kg	0.011	0.0038	1		09/08/17 14:25	1330-20-7	
m&p-Xylene	**0.0038 U**	mg/kg	0.011	0.0038	1		09/08/17 14:25	179601-23-1	
o-Xylene	**0.0020 U**	mg/kg	0.0053	0.0020	1		09/08/17 14:25	95-47-6	
Surrogates									
Toluene-d8 (S)	102	%	70-130		1		09/08/17 14:25	2037-26-5	
4-Bromofluorobenzene (S)	99	%	70-130		1		09/08/17 14:25	460-00-4	

This report shall not be reproduced, except in full,
without the written consent of Pace Analytical Services, LLC.

Pace Analytical Services, LLC
3610 Park Central Blvd N
Pompano Beach, FL 33064
954-582-4300

ANALYTICAL RESULTS

Project: Ludlum Trail
Pace Project No.: 35333605

Sample: SB-28 (0-0.5) **Lab ID: 35333605025** Collected: 08/30/17 11:42 Received: 08/30/17 15:30 Matrix: Solid

Results reported on a "dry weight" basis and are adjusted for percent moisture, sample size and any dilutions.

Parameters	Results	Units	PQL	MDL	DF	Prepared	Analyzed	CAS No.	Qual
8260/5035A Volatile Organics	Analytical Method: EPA 8260								
Surrogates									
1,2-Dichloroethane-d4 (S)	92	%	70-132		1		09/08/17 14:25	17060-07-0	
Percent Moisture	Analytical Method: ASTM D2974-87								
Percent Moisture	**4.7**	%	0.10	0.10	1		09/02/17 09:50		

This report shall not be reproduced, except in full,
without the written consent of Pace Analytical Services, LLC.

Pace Analytical Services, LLC
3610 Park Central Blvd N
Pompano Beach, FL 33064
954-582-4300

ANALYTICAL RESULTS

Project: Ludlum Trail
Pace Project No.: 35333605

Sample: SB-28 (0.5-2) **Lab ID: 35333605026** Collected: 08/30/17 11:45 Received: 08/30/17 15:30 Matrix: Solid

Results reported on a "dry weight" basis and are adjusted for percent moisture, sample size and any dilutions.

Parameters	Results	Units	PQL	MDL	DF	Prepared	Analyzed	CAS No.	Qual
FL-PRO Soil Microwave	Analytical Method: FL-PRO Preparation Method: EPA 3546								
Petroleum Range Organics	**7.3 I**	mg/kg	8.8	5.6	1	09/05/17 20:50	09/06/17 11:19		
Surrogates									
o-Terphenyl (S)	92	%	62-109		1	09/05/17 20:50	09/06/17 11:19	84-15-1	
N-Pentatriacontane (S)	74	%	42-159		1	09/05/17 20:50	09/06/17 11:19	630-07-09	
6010 MET ICP	Analytical Method: EPA 6010 Preparation Method: EPA 3050								
Arsenic	**17.0**	mg/kg	0.50	0.25	1	09/05/17 08:27	09/05/17 15:20	7440-38-2	
Cadmium	**0.025 U**	mg/kg	0.050	0.025	1	09/05/17 08:27	09/05/17 15:20	7440-43-9	
Chromium	**7.0**	mg/kg	0.25	0.13	1	09/05/17 08:27	09/05/17 15:20	7440-47-3	
Copper	**2.2**	mg/kg	0.25	0.13	1	09/05/17 08:27	09/05/17 15:20	7440-50-8	
Lead	**2.7**	mg/kg	0.50	0.25	1	09/05/17 08:27	09/05/17 15:20	7439-92-1	
8270 MSSV Short List Microwave	Analytical Method: EPA 8270 Preparation Method: EPA 3546								
Acenaphthene	**0.013 U**	mg/kg	0.035	0.013	1	09/01/17 20:45	09/03/17 01:11	83-32-9	
Acenaphthylene	**0.011 U**	mg/kg	0.035	0.011	1	09/01/17 20:45	09/03/17 01:11	208-96-8	
Anthracene	**0.011 I**	mg/kg	0.035	0.011	1	09/01/17 20:45	09/03/17 01:11	120-12-7	
Benzo(a)anthracene	**0.043**	mg/kg	0.035	0.010	1	09/01/17 20:45	09/03/17 01:11	56-55-3	
Benzo(a)pyrene	**0.050**	mg/kg	0.035	0.0041	1	09/01/17 20:45	09/03/17 01:11	50-32-8	V
Benzo(b)fluoranthene	**0.12**	mg/kg	0.035	0.026	1	09/01/17 20:45	09/03/17 01:11	205-99-2	
Benzo(g,h,i)perylene	**0.042**	mg/kg	0.035	0.013	1	09/01/17 20:45	09/03/17 01:11	191-24-2	
Benzo(k)fluoranthene	**0.0075 U**	mg/kg	0.035	0.0075	1	09/01/17 20:45	09/03/17 01:11	207-08-9	
Chrysene	**0.055**	mg/kg	0.035	0.012	1	09/01/17 20:45	09/03/17 01:11	218-01-9	
Dibenz(a,h)anthracene	**0.018 U**	mg/kg	0.035	0.018	1	09/01/17 20:45	09/03/17 01:11	53-70-3	
Fluoranthene	**0.030 I**	mg/kg	0.035	0.011	1	09/01/17 20:45	09/03/17 01:11	206-44-0	
Fluorene	**0.016 U**	mg/kg	0.035	0.016	1	09/01/17 20:45	09/03/17 01:11	86-73-7	
Indeno(1,2,3-cd)pyrene	**0.030 I**	mg/kg	0.035	0.018	1	09/01/17 20:45	09/03/17 01:11	193-39-5	
1-Methylnaphthalene	**0.012 U**	mg/kg	0.035	0.012	1	09/01/17 20:45	09/03/17 01:11	90-12-0	
2-Methylnaphthalene	**0.014 U**	mg/kg	0.035	0.014	1	09/01/17 20:45	09/03/17 01:11	91-57-6	
Naphthalene	**0.011 U**	mg/kg	0.035	0.011	1	09/01/17 20:45	09/03/17 01:11	91-20-3	
Phenanthrene	**0.013 U**	mg/kg	0.035	0.013	1	09/01/17 20:45	09/03/17 01:11	85-01-8	
Pyrene	**0.044**	mg/kg	0.035	0.018	1	09/01/17 20:45	09/03/17 01:11	129-00-0	
Surrogates									
Nitrobenzene-d5 (S)	66	%	16-123		1	09/01/17 20:45	09/03/17 01:11	4165-60-0	
2-Fluorobiphenyl (S)	69	%	32-129		1	09/01/17 20:45	09/03/17 01:11	321-60-8	
Terphenyl-d14 (S)	67	%	38-138		1	09/01/17 20:45	09/03/17 01:11	1718-51-0	
8260/5035A Volatile Organics	Analytical Method: EPA 8260								
Acetone	**0.088 I**	mg/kg	0.13	0.013	1		09/09/17 16:26	67-64-1	
Acetonitrile	**0.034 U**	mg/kg	0.065	0.034	1		09/09/17 16:26	75-05-8	
Benzene	**0.0021 U**	mg/kg	0.0065	0.0021	1		09/09/17 16:26	71-43-2	
Bromobenzene	**0.0026 U**	mg/kg	0.0065	0.0026	1		09/09/17 16:26	108-86-1	
Bromochloromethane	**0.0022 U**	mg/kg	0.0065	0.0022	1		09/09/17 16:26	74-97-5	
Bromodichloromethane	**0.0025 U**	mg/kg	0.0065	0.0025	1		09/09/17 16:26	75-27-4	
Bromoform	**0.0030 U**	mg/kg	0.0065	0.0030	1		09/09/17 16:26	75-25-2	
Bromomethane	**0.0032 U**	mg/kg	0.013	0.0032	1		09/09/17 16:26	74-83-9	

This report shall not be reproduced, except in full,
without the written consent of Pace Analytical Services, LLC.

Pace Analytical Services, LLC
3610 Park Central Blvd N
Pompano Beach, FL 33064
954-582-4300

ANALYTICAL RESULTS

Project: Ludlum Trail
Pace Project No.: 35333605

Sample: SB-28 (0.5-2) **Lab ID: 35333605026** Collected: 08/30/17 11:45 Received: 08/30/17 15:30 Matrix: Solid

Results reported on a "dry weight" basis and are adjusted for percent moisture, sample size and any dilutions.

Parameters	Results	Units	PQL	MDL	DF	Prepared	Analyzed	CAS No.	Qual
8260/5035A Volatile Organics	Analytical Method: EPA 8260								
2-Butanone (MEK)	**0.0038 U**	mg/kg	0.13	0.0038	1		09/09/17 16:26	78-93-3	
n-Butylbenzene	**0.0023 U**	mg/kg	0.0065	0.0023	1		09/09/17 16:26	104-51-8	
sec-Butylbenzene	**0.0021 U**	mg/kg	0.0065	0.0021	1		09/09/17 16:26	135-98-8	
tert-Butylbenzene	**0.0026 U**	mg/kg	0.0065	0.0026	1		09/09/17 16:26	98-06-6	
Carbon disulfide	**0.0039 U**	mg/kg	0.013	0.0039	1		09/09/17 16:26	75-15-0	
Carbon tetrachloride	**0.0034 U**	mg/kg	0.0065	0.0034	1		09/09/17 16:26	56-23-5	
Chlorobenzene	**0.0025 U**	mg/kg	0.0065	0.0025	1		09/09/17 16:26	108-90-7	
Chloroethane	**0.0031 U**	mg/kg	0.013	0.0031	1		09/09/17 16:26	75-00-3	
Chloroform	**0.0091**	mg/kg	0.0065	0.0021	1		09/09/17 16:26	67-66-3	
Chloromethane	**0.0031 U**	mg/kg	0.013	0.0031	1		09/09/17 16:26	74-87-3	
2-Chlorotoluene	**0.0022 U**	mg/kg	0.0065	0.0022	1		09/09/17 16:26	95-49-8	
4-Chlorotoluene	**0.0023 U**	mg/kg	0.0065	0.0023	1		09/09/17 16:26	106-43-4	
Dibromochloromethane	**0.0023 U**	mg/kg	0.0065	0.0023	1		09/09/17 16:26	124-48-1	
Dibromomethane	**0.0032 U**	mg/kg	0.0065	0.0032	1		09/09/17 16:26	74-95-3	
1,2-Dichlorobenzene	**0.0025 U**	mg/kg	0.0065	0.0025	1		09/09/17 16:26	95-50-1	
1,3-Dichlorobenzene	**0.0026 U**	mg/kg	0.0065	0.0026	1		09/09/17 16:26	541-73-1	
1,4-Dichlorobenzene	**0.0022 U**	mg/kg	0.0065	0.0022	1		09/09/17 16:26	106-46-7	
Dichlorodifluoromethane	**0.0047 U**	mg/kg	0.013	0.0047	1		09/09/17 16:26	75-71-8	
1,1-Dichloroethane	**0.0019 U**	mg/kg	0.0065	0.0019	1		09/09/17 16:26	75-34-3	
1,2-Dichloroethane	**0.0028 U**	mg/kg	0.0065	0.0028	1		09/09/17 16:26	107-06-2	
1,1-Dichloroethene	**0.0023 U**	mg/kg	0.0065	0.0023	1		09/09/17 16:26	75-35-4	
cis-1,2-Dichloroethene	**0.0018 U**	mg/kg	0.0065	0.0018	1		09/09/17 16:26	156-59-2	
trans-1,2-Dichloroethene	**0.0025 U**	mg/kg	0.0065	0.0025	1		09/09/17 16:26	156-60-5	
1,2-Dichloropropane	**0.0022 U**	mg/kg	0.0065	0.0022	1		09/09/17 16:26	78-87-5	
1,3-Dichloropropane	**0.0025 U**	mg/kg	0.0065	0.0025	1		09/09/17 16:26	142-28-9	
2,2-Dichloropropane	**0.0022 U**	mg/kg	0.0065	0.0022	1		09/09/17 16:26	594-20-7	
1,1-Dichloropropene	**0.0019 U**	mg/kg	0.0065	0.0019	1		09/09/17 16:26	563-58-6	
cis-1,3-Dichloropropene	**0.0023 U**	mg/kg	0.0065	0.0023	1		09/09/17 16:26	10061-01-5	
trans-1,3-Dichloropropene	**0.0019 U**	mg/kg	0.0065	0.0019	1		09/09/17 16:26	10061-02-6	
Ethylbenzene	**0.0023 U**	mg/kg	0.0065	0.0023	1		09/09/17 16:26	100-41-4	
2-Hexanone	**0.0050 U**	mg/kg	0.065	0.0050	1		09/09/17 16:26	591-78-6	
Iodomethane	**0.013 U**	mg/kg	0.013	0.013	1		09/09/17 16:26	74-88-4	
Isopropylbenzene (Cumene)	**0.0025 U**	mg/kg	0.0065	0.0025	1		09/09/17 16:26	98-82-8	
p-Isopropyltoluene	**0.0022 U**	mg/kg	0.0065	0.0022	1		09/09/17 16:26	99-87-6	
Methylene Chloride	**0.0039 U**	mg/kg	0.026	0.0039	1		09/09/17 16:26	75-09-2	
4-Methyl-2-pentanone (MIBK)	**0.0048 U**	mg/kg	0.065	0.0048	1		09/09/17 16:26	108-10-1	
Methyl-tert-butyl ether	**0.0019 U**	mg/kg	0.0065	0.0019	1		09/09/17 16:26	1634-04-4	
n-Propylbenzene	**0.0022 U**	mg/kg	0.0065	0.0022	1		09/09/17 16:26	103-65-1	
Styrene	**0.0023 U**	mg/kg	0.0065	0.0023	1		09/09/17 16:26	100-42-5	
1,1,1,2-Tetrachloroethane	**0.0027 U**	mg/kg	0.0065	0.0027	1		09/09/17 16:26	630-20-6	
1,1,2,2-Tetrachloroethane	**0.0025 U**	mg/kg	0.0065	0.0025	1		09/09/17 16:26	79-34-5	
Tetrachloroethene	**0.0022 U**	mg/kg	0.0065	0.0022	1		09/09/17 16:26	127-18-4	
Toluene	**0.0023 U**	mg/kg	0.0065	0.0023	1		09/09/17 16:26	108-88-3	
1,2,3-Trichlorobenzene	**0.0028 U**	mg/kg	0.0065	0.0028	1		09/09/17 16:26	87-61-6	
1,2,4-Trichlorobenzene	**0.0021 U**	mg/kg	0.0065	0.0021	1		09/09/17 16:26	120-82-1	

This report shall not be reproduced, except in full,
without the written consent of Pace Analytical Services, LLC.

Pace Analytical Services, LLC
3610 Park Central Blvd N
Pompano Beach, FL 33064
954-582-4300

ANALYTICAL RESULTS

Project: Ludlum Trail
Pace Project No.: 35333605

Sample: SB-28 (0.5-2) **Lab ID: 35333605026** Collected: 08/30/17 11:45 Received: 08/30/17 15:30 Matrix: Solid

Results reported on a "dry weight" basis and are adjusted for percent moisture, sample size and any dilutions.

Parameters	Results	Units	PQL	MDL	DF	Prepared	Analyzed	CAS No.	Qual
8260/5035A Volatile Organics	Analytical Method: EPA 8260								
1,1,1-Trichloroethane	**0.0023 U**	mg/kg	0.0065	0.0023	1		09/09/17 16:26	71-55-6	
1,1,2-Trichloroethane	**0.0027 U**	mg/kg	0.0065	0.0027	1		09/09/17 16:26	79-00-5	
Trichloroethene	**0.0027 U**	mg/kg	0.0065	0.0027	1		09/09/17 16:26	79-01-6	
Trichlorofluoromethane	**0.0028 U**	mg/kg	0.0065	0.0028	1		09/09/17 16:26	75-69-4	
1,2,3-Trichloropropane	**0.0021 U**	mg/kg	0.0065	0.0021	1		09/09/17 16:26	96-18-4	
1,2,3-Trimethylbenzene	**0.0022 U**	mg/kg	0.0065	0.0022	1		09/09/17 16:26	526-73-8	
1,2,4-Trimethylbenzene	**0.0026 U**	mg/kg	0.0065	0.0026	1		09/09/17 16:26	95-63-6	
1,3,5-Trimethylbenzene	**0.0023 U**	mg/kg	0.0065	0.0023	1		09/09/17 16:26	108-67-8	
Vinyl acetate	**0.011 U**	mg/kg	0.065	0.011	1		09/09/17 16:26	108-05-4	
Vinyl chloride	**0.0023 U**	mg/kg	0.013	0.0023	1		09/09/17 16:26	75-01-4	
Xylene (Total)	**0.0047 U**	mg/kg	0.013	0.0047	1		09/09/17 16:26	1330-20-7	
m&p-Xylene	**0.0047 U**	mg/kg	0.013	0.0047	1		09/09/17 16:26	179601-23-1	
o-Xylene	**0.0025 U**	mg/kg	0.0065	0.0025	1		09/09/17 16:26	95-47-6	
Surrogates									
Toluene-d8 (S)	98	%	70-130		1		09/09/17 16:26	2037-26-5	
4-Bromofluorobenzene (S)	96	%	70-130		1		09/09/17 16:26	460-00-4	
1,2-Dichloroethane-d4 (S)	115	%	70-132		1		09/09/17 16:26	17060-07-0	
Percent Moisture	Analytical Method: ASTM D2974-87								
Percent Moisture	**5.5**	%	0.10	0.10	1		09/02/17 09:50		

This report shall not be reproduced, except in full,
without the written consent of Pace Analytical Services, LLC.

Pace Analytical Services, LLC
3610 Park Central Blvd N
Pompano Beach, FL 33064
954-582-4300

ANALYTICAL RESULTS

Project: Ludlum Trail
Pace Project No.: 35333605

Sample: SB-28 (2-4) **Lab ID: 35333605027** Collected: 08/30/17 11:48 Received: 08/30/17 15:30 Matrix: Solid

Results reported on a "dry weight" basis and are adjusted for percent moisture, sample size and any dilutions.

Parameters	Results	Units	PQL	MDL	DF	Prepared	Analyzed	CAS No.	Qual
6010 MET ICP	Analytical Method: EPA 6010 Preparation Method: EPA 3050								
Arsenic	**7.0**	mg/kg	0.60	0.30	1	09/18/17 11:45	09/19/17 04:25	7440-38-2	
Percent Moisture	Analytical Method: ASTM D2974-87								
Percent Moisture	**11.3**	%	0.10	0.10	1		09/02/17 09:50		

This report shall not be reproduced, except in full,
without the written consent of Pace Analytical Services, LLC.

Pace Analytical Services, LLC
3610 Park Central Blvd N
Pompano Beach, FL 33064
954-582-4300

ANALYTICAL RESULTS

Project: Ludlum Trail
Pace Project No.: 35333605

Sample: SB-30 (0-0.5) **Lab ID: 35333605028** Collected: 08/30/17 11:02 Received: 08/30/17 15:30 Matrix: Solid

Results reported on a "dry weight" basis and are adjusted for percent moisture, sample size and any dilutions.

Parameters	Results	Units	PQL	MDL	DF	Prepared	Analyzed	CAS No.	Qual
FL-PRO Soil Microwave	Analytical Method: FL-PRO Preparation Method: EPA 3546								
Petroleum Range Organics	**5.5 U**	mg/kg	8.7	5.5	1	09/05/17 20:50	09/06/17 11:19		
Surrogates									
o-Terphenyl (S)	83	%	62-109		1	09/05/17 20:50	09/06/17 11:19	84-15-1	
N-Pentatriacontane (S)	62	%	42-159		1	09/05/17 20:50	09/06/17 11:19	630-07-09	
6010 MET ICP	Analytical Method: EPA 6010 Preparation Method: EPA 3050								
Arsenic	**3.5**	mg/kg	0.53	0.26	1	09/05/17 08:27	09/05/17 15:25	7440-38-2	
Cadmium	**0.085**	mg/kg	0.053	0.026	1	09/05/17 08:27	09/05/17 15:25	7440-43-9	
Chromium	**6.2**	mg/kg	0.26	0.13	1	09/05/17 08:27	09/05/17 15:25	7440-47-3	
Copper	**2.1**	mg/kg	0.26	0.13	1	09/05/17 08:27	09/05/17 15:25	7440-50-8	
Lead	**38.0**	mg/kg	0.53	0.26	1	09/05/17 08:27	09/05/17 15:25	7439-92-1	
8270 MSSV Short List Microwave	Analytical Method: EPA 8270 Preparation Method: EPA 3546								
Acenaphthene	**0.013 U**	mg/kg	0.035	0.013	1	09/01/17 20:45	09/03/17 01:34	83-32-9	
Acenaphthylene	**0.038**	mg/kg	0.035	0.011	1	09/01/17 20:45	09/03/17 01:34	208-96-8	
Anthracene	**0.028 I**	mg/kg	0.035	0.011	1	09/01/17 20:45	09/03/17 01:34	120-12-7	
Benzo(a)anthracene	**0.24**	mg/kg	0.035	0.010	1	09/01/17 20:45	09/03/17 01:34	56-55-3	
Benzo(a)pyrene	**0.27**	mg/kg	0.035	0.0041	1	09/01/17 20:45	09/03/17 01:34	50-32-8	
Benzo(b)fluoranthene	**0.38**	mg/kg	0.035	0.026	1	09/01/17 20:45	09/03/17 01:34	205-99-2	
Benzo(g,h,i)perylene	**0.17**	mg/kg	0.035	0.012	1	09/01/17 20:45	09/03/17 01:34	191-24-2	
Benzo(k)fluoranthene	**0.23**	mg/kg	0.035	0.0075	1	09/01/17 20:45	09/03/17 01:34	207-08-9	
Chrysene	**0.31**	mg/kg	0.035	0.012	1	09/01/17 20:45	09/03/17 01:34	218-01-9	
Dibenz(a,h)anthracene	**0.017 U**	mg/kg	0.035	0.017	1	09/01/17 20:45	09/03/17 01:34	53-70-3	
Fluoranthene	**0.31**	mg/kg	0.035	0.011	1	09/01/17 20:45	09/03/17 01:34	206-44-0	
Fluorene	**0.016 U**	mg/kg	0.035	0.016	1	09/01/17 20:45	09/03/17 01:34	86-73-7	
Indeno(1,2,3-cd)pyrene	**0.14**	mg/kg	0.035	0.017	1	09/01/17 20:45	09/03/17 01:34	193-39-5	
1-Methylnaphthalene	**0.012 U**	mg/kg	0.035	0.012	1	09/01/17 20:45	09/03/17 01:34	90-12-0	
2-Methylnaphthalene	**0.014 U**	mg/kg	0.035	0.014	1	09/01/17 20:45	09/03/17 01:34	91-57-6	
Naphthalene	**0.029 I**	mg/kg	0.035	0.011	1	09/01/17 20:45	09/03/17 01:34	91-20-3	
Phenanthrene	**0.046**	mg/kg	0.035	0.013	1	09/01/17 20:45	09/03/17 01:34	85-01-8	
Pyrene	**0.28**	mg/kg	0.035	0.017	1	09/01/17 20:45	09/03/17 01:34	129-00-0	
Surrogates									
Nitrobenzene-d5 (S)	69	%	16-123		1	09/01/17 20:45	09/03/17 01:34	4165-60-0	
2-Fluorobiphenyl (S)	71	%	32-129		1	09/01/17 20:45	09/03/17 01:34	321-60-8	
Terphenyl-d14 (S)	61	%	38-138		1	09/01/17 20:45	09/03/17 01:34	1718-51-0	
Percent Moisture	Analytical Method: ASTM D2974-87								
Percent Moisture	**4.9**	%	0.10	0.10	1		09/02/17 09:50		

This report shall not be reproduced, except in full,
without the written consent of Pace Analytical Services, LLC.

Pace Analytical Services, LLC
3610 Park Central Blvd N
Pompano Beach, FL 33064
954-582-4300

ANALYTICAL RESULTS

Project: Ludlum Trail
Pace Project No.: 35333605

Sample: SB-30 (0.5-2) **Lab ID: 35333605029** Collected: 08/30/17 11:05 Received: 08/30/17 15:30 Matrix: Solid

Results reported on a "dry weight" basis and are adjusted for percent moisture, sample size and any dilutions.

Parameters	Results	Units	PQL	MDL	DF	Prepared	Analyzed	CAS No.	Qual
FL-PRO Soil Microwave	Analytical Method: FL-PRO Preparation Method: EPA 3546								
Petroleum Range Organics	**10.5**	mg/kg	8.7	5.5	1	09/05/17 20:50	09/06/17 12:07		
Surrogates									
o-Terphenyl (S)	91	%	62-109		1	09/05/17 20:50	09/06/17 12:07	84-15-1	
N-Pentatriacontane (S)	95	%	42-159		1	09/05/17 20:50	09/06/17 12:07	630-07-09	
6010 MET ICP	Analytical Method: EPA 6010 Preparation Method: EPA 3050								
Arsenic	**85.6**	mg/kg	0.54	0.27	1	09/05/17 08:27	09/05/17 15:31	7440-38-2	
Cadmium	**0.050 I**	mg/kg	0.054	0.027	1	09/05/17 08:27	09/05/17 15:31	7440-43-9	
Chromium	**9.4**	mg/kg	0.27	0.14	1	09/05/17 08:27	09/05/17 15:31	7440-47-3	
Copper	**1.8**	mg/kg	0.27	0.14	1	09/05/17 08:27	09/05/17 15:31	7440-50-8	
Lead	**14.5**	mg/kg	0.54	0.27	1	09/05/17 08:27	09/05/17 15:31	7439-92-1	
6010 MET ICP, SPLP	Analytical Method: EPA 6010 Preparation Method: EPA 3010 Leachate Method/Date: EPA 1312; 09/29/17 15:15								
Arsenic	**0.080**	mg/L	0.010	0.0050	1	10/02/17 22:00	10/03/17 11:20	7440-38-2	
8270 MSSV Short List Microwave	Analytical Method: EPA 8270 Preparation Method: EPA 3546								
Acenaphthene	**0.013 U**	mg/kg	0.035	0.013	1	09/01/17 20:45	09/03/17 01:57	83-32-9	
Acenaphthylene	**0.019 I**	mg/kg	0.035	0.011	1	09/01/17 20:45	09/03/17 01:57	208-96-8	
Anthracene	**0.016 I**	mg/kg	0.035	0.011	1	09/01/17 20:45	09/03/17 01:57	120-12-7	
Benzo(a)anthracene	**0.095**	mg/kg	0.035	0.010	1	09/01/17 20:45	09/03/17 01:57	56-55-3	
Benzo(a)pyrene	**0.13**	mg/kg	0.035	0.0041	1	09/01/17 20:45	09/03/17 01:57	50-32-8	
Benzo(b)fluoranthene	**0.17**	mg/kg	0.035	0.026	1	09/01/17 20:45	09/03/17 01:57	205-99-2	
Benzo(g,h,i)perylene	**0.095**	mg/kg	0.035	0.013	1	09/01/17 20:45	09/03/17 01:57	191-24-2	
Benzo(k)fluoranthene	**0.10**	mg/kg	0.035	0.0075	1	09/01/17 20:45	09/03/17 01:57	207-08-9	
Chrysene	**0.13**	mg/kg	0.035	0.012	1	09/01/17 20:45	09/03/17 01:57	218-01-9	
Dibenz(a,h)anthracene	**0.018 U**	mg/kg	0.035	0.018	1	09/01/17 20:45	09/03/17 01:57	53-70-3	
Fluoranthene	**0.097**	mg/kg	0.035	0.011	1	09/01/17 20:45	09/03/17 01:57	206-44-0	
Fluorene	**0.016 U**	mg/kg	0.035	0.016	1	09/01/17 20:45	09/03/17 01:57	86-73-7	
Indeno(1,2,3-cd)pyrene	**0.069**	mg/kg	0.035	0.018	1	09/01/17 20:45	09/03/17 01:57	193-39-5	
1-Methylnaphthalene	**0.012 U**	mg/kg	0.035	0.012	1	09/01/17 20:45	09/03/17 01:57	90-12-0	
2-Methylnaphthalene	**0.014 U**	mg/kg	0.035	0.014	1	09/01/17 20:45	09/03/17 01:57	91-57-6	
Naphthalene	**0.011 U**	mg/kg	0.035	0.011	1	09/01/17 20:45	09/03/17 01:57	91-20-3	
Phenanthrene	**0.013 U**	mg/kg	0.035	0.013	1	09/01/17 20:45	09/03/17 01:57	85-01-8	
Pyrene	**0.11**	mg/kg	0.035	0.018	1	09/01/17 20:45	09/03/17 01:57	129-00-0	
Surrogates									
Nitrobenzene-d5 (S)	64	%	16-123		1	09/01/17 20:45	09/03/17 01:57	4165-60-0	
2-Fluorobiphenyl (S)	66	%	32-129		1	09/01/17 20:45	09/03/17 01:57	321-60-8	
Terphenyl-d14 (S)	59	%	38-138		1	09/01/17 20:45	09/03/17 01:57	1718-51-0	
Percent Moisture	Analytical Method: ASTM D2974-87								
Percent Moisture	**5.2**	%	0.10	0.10	1		09/02/17 09:50		

This report shall not be reproduced, except in full,
without the written consent of Pace Analytical Services, LLC.

Pace Analytical Services, LLC
3610 Park Central Blvd N
Pompano Beach, FL 33064
954-582-4300

ANALYTICAL RESULTS

Project: Ludlum Trail
Pace Project No.: 35333605

Sample: SB-30 (2-4) **Lab ID: 35333605030** Collected: 08/30/17 11:08 Received: 08/30/17 15:30 Matrix: Solid

Results reported on a "dry weight" basis and are adjusted for percent moisture, sample size and any dilutions.

Parameters	Results	Units	PQL	MDL	DF	Prepared	Analyzed	CAS No.	Qual
Percent Moisture	Analytical Method: ASTM D2974-87								
Percent Moisture	**11.8**	%	0.10	0.10	1		09/02/17 09:50		

This report shall not be reproduced, except in full,
without the written consent of Pace Analytical Services, LLC.

Pace Analytical Services, LLC
3610 Park Central Blvd N
Pompano Beach, FL 33064
954-582-4300

ANALYTICAL RESULTS

Project: Ludlum Trail
Pace Project No.: 35333605

Sample: SB-30 (4-6) **Lab ID: 35333605031** Collected: 08/30/17 11:11 Received: 08/30/17 15:30 Matrix: Solid

Results reported on a "dry weight" basis and are adjusted for percent moisture, sample size and any dilutions.

Parameters	Results	Units	PQL	MDL	DF	Prepared	Analyzed	CAS No.	Qual
6010 MET ICP	Analytical Method: EPA 6010 Preparation Method: EPA 3050								
Arsenic	**2.1**	mg/kg	0.60	0.30	1	09/18/17 11:45	09/19/17 04:29	7440-38-2	
8270 MSSV Short List Microwave	Analytical Method: EPA 8270 Preparation Method: EPA 3546								
Acenaphthene	**0.029 U**	mg/kg	0.079	0.029	1	09/13/17 21:35	09/15/17 06:23	83-32-9	
Acenaphthylene	**0.025 U**	mg/kg	0.079	0.025	1	09/13/17 21:35	09/15/17 06:23	208-96-8	
Anthracene	**0.024 U**	mg/kg	0.079	0.024	1	09/13/17 21:35	09/15/17 06:23	120-12-7	
Benzo(a)anthracene	**0.023 U**	mg/kg	0.079	0.023	1	09/13/17 21:35	09/15/17 06:23	56-55-3	
Benzo(a)pyrene	**0.0092 U**	mg/kg	0.079	0.0092	1	09/13/17 21:35	09/15/17 06:23	50-32-8	
Benzo(b)fluoranthene	**0.059 U**	mg/kg	0.079	0.059	1	09/13/17 21:35	09/15/17 06:23	205-99-2	
Benzo(g,h,i)perylene	**0.028 U**	mg/kg	0.079	0.028	1	09/13/17 21:35	09/15/17 06:23	191-24-2	
Benzo(k)fluoranthene	**0.017 U**	mg/kg	0.079	0.017	1	09/13/17 21:35	09/15/17 06:23	207-08-9	
Chrysene	**0.028 U**	mg/kg	0.079	0.028	1	09/13/17 21:35	09/15/17 06:23	218-01-9	
Dibenz(a,h)anthracene	**0.040 U**	mg/kg	0.079	0.040	1	09/13/17 21:35	09/15/17 06:23	53-70-3	
Fluoranthene	**0.026 U**	mg/kg	0.079	0.026	1	09/13/17 21:35	09/15/17 06:23	206-44-0	
Fluorene	**0.035 U**	mg/kg	0.079	0.035	1	09/13/17 21:35	09/15/17 06:23	86-73-7	CU
Indeno(1,2,3-cd)pyrene	**0.040 U**	mg/kg	0.079	0.040	1	09/13/17 21:35	09/15/17 06:23	193-39-5	
1-Methylnaphthalene	**0.028 U**	mg/kg	0.079	0.028	1	09/13/17 21:35	09/15/17 06:23	90-12-0	
2-Methylnaphthalene	**0.032 U**	mg/kg	0.079	0.032	1	09/13/17 21:35	09/15/17 06:23	91-57-6	CU
Naphthalene	**0.025 U**	mg/kg	0.079	0.025	1	09/13/17 21:35	09/15/17 06:23	91-20-3	
Phenanthrene	**0.030 U**	mg/kg	0.079	0.030	1	09/13/17 21:35	09/15/17 06:23	85-01-8	
Pyrene	**0.040 U**	mg/kg	0.079	0.040	1	09/13/17 21:35	09/15/17 06:23	129-00-0	
Surrogates									
Nitrobenzene-d5 (S)	81	%	16-123		1	09/13/17 21:35	09/15/17 06:23	4165-60-0	
2-Fluorobiphenyl (S)	100	%	32-129		1	09/13/17 21:35	09/15/17 06:23	321-60-8	
Terphenyl-d14 (S)	54	%	38-138		1	09/13/17 21:35	09/15/17 06:23	1718-51-0	
Percent Moisture	Analytical Method: ASTM D2974-87								
Percent Moisture	**14.8**	%	0.10	0.10	1		09/02/17 09:50		

This report shall not be reproduced, except in full,
without the written consent of Pace Analytical Services, LLC.

Pace Analytical Services, LLC
3610 Park Central Blvd N
Pompano Beach, FL 33064
954-582-4300

ANALYTICAL RESULTS

Project: Ludlum Trail
Pace Project No.: 35333605

Sample: SB-32 (0-0.5) **Lab ID: 35333605032** Collected: 08/30/17 10:41 Received: 08/30/17 15:30 Matrix: Solid

Results reported on a "dry weight" basis and are adjusted for percent moisture, sample size and any dilutions.

Parameters	Results	Units	PQL	MDL	DF	Prepared	Analyzed	CAS No.	Qual
FL-PRO Soil Microwave	Analytical Method: FL-PRO Preparation Method: EPA 3546								
Petroleum Range Organics	**15.0**	mg/kg	8.7	5.5	1	09/05/17 20:50	09/06/17 12:07		
Surrogates									
o-Terphenyl (S)	93	%	62-109		1	09/05/17 20:50	09/06/17 12:07	84-15-1	
N-Pentatriacontane (S)	81	%	42-159		1	09/05/17 20:50	09/06/17 12:07	630-07-09	
6010 MET ICP	Analytical Method: EPA 6010 Preparation Method: EPA 3050								
Arsenic	**9.3**	mg/kg	0.52	0.26	1	09/05/17 08:27	09/05/17 15:36	7440-38-2	
Cadmium	**0.16**	mg/kg	0.052	0.026	1	09/05/17 08:27	09/05/17 15:36	7440-43-9	
Chromium	**8.0**	mg/kg	0.26	0.13	1	09/05/17 08:27	09/05/17 15:36	7440-47-3	
Copper	**9.1**	mg/kg	0.26	0.13	1	09/05/17 08:27	09/05/17 15:36	7440-50-8	
Lead	**5.7**	mg/kg	0.52	0.26	1	09/05/17 08:27	09/05/17 15:36	7439-92-1	
8270 MSSV Short List Microwave	Analytical Method: EPA 8270 Preparation Method: EPA 3546								
Acenaphthene	**0.013 U**	mg/kg	0.035	0.013	1	09/01/17 20:45	09/03/17 02:20	83-32-9	
Acenaphthylene	**0.18**	mg/kg	0.035	0.011	1	09/01/17 20:45	09/03/17 02:20	208-96-8	
Anthracene	**0.14**	mg/kg	0.035	0.011	1	09/01/17 20:45	09/03/17 02:20	120-12-7	
Benzo(a)anthracene	**1.2**	mg/kg	0.035	0.010	1	09/01/17 20:45	09/03/17 02:20	56-55-3	
Benzo(a)pyrene	**1.2**	mg/kg	0.035	0.0041	1	09/01/17 20:45	09/03/17 02:20	50-32-8	
Benzo(b)fluoranthene	**2.6**	mg/kg	0.035	0.026	1	09/01/17 20:45	09/03/17 02:20	205-99-2	
Benzo(g,h,i)perylene	**0.72**	mg/kg	0.035	0.013	1	09/01/17 20:45	09/03/17 02:20	191-24-2	
Benzo(k)fluoranthene	**0.99**	mg/kg	0.035	0.0076	1	09/01/17 20:45	09/03/17 02:20	207-08-9	
Chrysene	**1.4**	mg/kg	0.035	0.013	1	09/01/17 20:45	09/03/17 02:20	218-01-9	
Dibenz(a,h)anthracene	**0.18**	mg/kg	0.035	0.018	1	09/01/17 20:45	09/03/17 02:20	53-70-3	
Fluoranthene	**1.2**	mg/kg	0.035	0.011	1	09/01/17 20:45	09/03/17 02:20	206-44-0	
Fluorene	**0.016 U**	mg/kg	0.035	0.016	1	09/01/17 20:45	09/03/17 02:20	86-73-7	
Indeno(1,2,3-cd)pyrene	**0.65**	mg/kg	0.035	0.018	1	09/01/17 20:45	09/03/17 02:20	193-39-5	
1-Methylnaphthalene	**0.012 U**	mg/kg	0.035	0.012	1	09/01/17 20:45	09/03/17 02:20	90-12-0	
2-Methylnaphthalene	**0.014 U**	mg/kg	0.035	0.014	1	09/01/17 20:45	09/03/17 02:20	91-57-6	
Naphthalene	**0.017 I**	mg/kg	0.035	0.011	1	09/01/17 20:45	09/03/17 02:20	91-20-3	
Phenanthrene	**0.090**	mg/kg	0.035	0.013	1	09/01/17 20:45	09/03/17 02:20	85-01-8	
Pyrene	**1.4**	mg/kg	0.035	0.018	1	09/01/17 20:45	09/03/17 02:20	129-00-0	
Surrogates									
Nitrobenzene-d5 (S)	67	%	16-123		1	09/01/17 20:45	09/03/17 02:20	4165-60-0	
2-Fluorobiphenyl (S)	70	%	32-129		1	09/01/17 20:45	09/03/17 02:20	321-60-8	
Terphenyl-d14 (S)	64	%	38-138		1	09/01/17 20:45	09/03/17 02:20	1718-51-0	
Percent Moisture	Analytical Method: ASTM D2974-87								
Percent Moisture	**4.9**	%	0.10	0.10	1		09/02/17 09:50		

This report shall not be reproduced, except in full,
without the written consent of Pace Analytical Services, LLC.

Pace Analytical Services, LLC
3610 Park Central Blvd N
Pompano Beach, FL 33064
954-582-4300

ANALYTICAL RESULTS

Project: Ludlum Trail
Pace Project No.: 35333605

Sample: SB-32 (0.5-2) **Lab ID: 35333605033** Collected: 08/30/17 10:44 Received: 08/30/17 15:30 Matrix: Solid

Results reported on a "dry weight" basis and are adjusted for percent moisture, sample size and any dilutions.

Parameters	Results	Units	PQL	MDL	DF	Prepared	Analyzed	CAS No.	Qual
FL-PRO Soil Microwave	Analytical Method: FL-PRO Preparation Method: EPA 3546								
Petroleum Range Organics	**8.8 I**	mg/kg	9.1	5.8	1	09/05/17 20:50	09/06/17 12:31		
Surrogates									
o-Terphenyl (S)	109	%	62-109		1	09/05/17 20:50	09/06/17 12:31	84-15-1	
N-Pentatriacontane (S)	98	%	42-159		1	09/05/17 20:50	09/06/17 12:31	630-07-09	
6010 MET ICP	Analytical Method: EPA 6010 Preparation Method: EPA 3050								
Arsenic	**8.3**	mg/kg	0.66	0.33	1	09/05/17 08:27	09/05/17 15:41	7440-38-2	
Cadmium	**0.033 U**	mg/kg	0.066	0.033	1	09/05/17 08:27	09/05/17 15:41	7440-43-9	
Chromium	**4.2**	mg/kg	0.33	0.17	1	09/05/17 08:27	09/05/17 15:41	7440-47-3	
Copper	**3.8**	mg/kg	0.33	0.17	1	09/05/17 08:27	09/05/17 15:41	7440-50-8	
Lead	**3.5**	mg/kg	0.66	0.33	1	09/05/17 08:27	09/05/17 15:41	7439-92-1	
6010 MET ICP, SPLP	Analytical Method: EPA 6010 Preparation Method: EPA 3010 Leachate Method/Date: EPA 1312; 09/19/17 18:57								
Arsenic	**0.0067 I**	mg/L	0.010	0.0050	1	09/21/17 17:00	09/22/17 18:58	7440-38-2	
8270 MSSV Short List Microwave	Analytical Method: EPA 8270 Preparation Method: EPA 3546								
Acenaphthene	**0.013 U**	mg/kg	0.037	0.013	1	09/01/17 20:45	09/03/17 02:43	83-32-9	
Acenaphthylene	**0.045**	mg/kg	0.037	0.011	1	09/01/17 20:45	09/03/17 02:43	208-96-8	
Anthracene	**0.046**	mg/kg	0.037	0.011	1	09/01/17 20:45	09/03/17 02:43	120-12-7	
Benzo(a)anthracene	**0.40**	mg/kg	0.037	0.011	1	09/01/17 20:45	09/03/17 02:43	56-55-3	
Benzo(a)pyrene	**0.40**	mg/kg	0.037	0.0043	1	09/01/17 20:45	09/03/17 02:43	50-32-8	
Benzo(b)fluoranthene	**1.1**	mg/kg	0.037	0.028	1	09/01/17 20:45	09/03/17 02:43	205-99-2	
Benzo(g,h,i)perylene	**0.19**	mg/kg	0.037	0.013	1	09/01/17 20:45	09/03/17 02:43	191-24-2	
Benzo(k)fluoranthene	**0.0079 U**	mg/kg	0.037	0.0079	1	09/01/17 20:45	09/03/17 02:43	207-08-9	
Chrysene	**0.49**	mg/kg	0.037	0.013	1	09/01/17 20:45	09/03/17 02:43	218-01-9	
Dibenz(a,h)anthracene	**0.057**	mg/kg	0.037	0.018	1	09/01/17 20:45	09/03/17 02:43	53-70-3	
Fluoranthene	**0.39**	mg/kg	0.037	0.012	1	09/01/17 20:45	09/03/17 02:43	206-44-0	
Fluorene	**0.017 U**	mg/kg	0.037	0.017	1	09/01/17 20:45	09/03/17 02:43	86-73-7	
Indeno(1,2,3-cd)pyrene	**0.19**	mg/kg	0.037	0.018	1	09/01/17 20:45	09/03/17 02:43	193-39-5	
1-Methylnaphthalene	**0.027 I**	mg/kg	0.037	0.013	1	09/01/17 20:45	09/03/17 02:43	90-12-0	
2-Methylnaphthalene	**0.033 I**	mg/kg	0.037	0.015	1	09/01/17 20:45	09/03/17 02:43	91-57-6	
Naphthalene	**0.024 I**	mg/kg	0.037	0.012	1	09/01/17 20:45	09/03/17 02:43	91-20-3	
Phenanthrene	**0.048**	mg/kg	0.037	0.014	1	09/01/17 20:45	09/03/17 02:43	85-01-8	
Pyrene	**0.44**	mg/kg	0.037	0.018	1	09/01/17 20:45	09/03/17 02:43	129-00-0	
Surrogates									
Nitrobenzene-d5 (S)	64	%	16-123		1	09/01/17 20:45	09/03/17 02:43	4165-60-0	
2-Fluorobiphenyl (S)	65	%	32-129		1	09/01/17 20:45	09/03/17 02:43	321-60-8	
Terphenyl-d14 (S)	60	%	38-138		1	09/01/17 20:45	09/03/17 02:43	1718-51-0	
8270 MSSV PAH by SIM SPLP	Analytical Method: EPA 8270 by SIM Preparation Method: EPA 3510 Leachate Method/Date: EPA 1312; 09/19/17 18:57								
Acenaphthene	**0.025 U**	ug/L	0.50	0.025	1	09/22/17 11:30	09/26/17 06:39	83-32-9	Q
Acenaphthylene	**0.025 U**	ug/L	0.50	0.025	1	09/22/17 11:30	09/26/17 06:39	208-96-8	Q
Anthracene	**0.025 U**	ug/L	0.50	0.025	1	09/22/17 11:30	09/26/17 06:39	120-12-7	Q

This report shall not be reproduced, except in full,
without the written consent of Pace Analytical Services, LLC.

Pace Analytical Services, LLC
3610 Park Central Blvd N
Pompano Beach, FL 33064
954-582-4300

ANALYTICAL RESULTS

Project: Ludlum Trail
Pace Project No.: 35333605

Sample: SB-32 (0.5-2) **Lab ID: 35333605033** Collected: 08/30/17 10:44 Received: 08/30/17 15:30 Matrix: Solid

Results reported on a "dry weight" basis and are adjusted for percent moisture, sample size and any dilutions.

Parameters	Results	Units	PQL	MDL	DF	Prepared	Analyzed	CAS No.	Qual
8270 MSSV PAH by SIM SPLP	Analytical Method: EPA 8270 by SIM Preparation Method: EPA 3510								
	Leachate Method/Date: EPA 1312; 09/19/17 18:57								
Benzo(a)anthracene	**0.025 U**	ug/L	0.10	0.025	1	09/22/17 11:30	09/26/17 06:39	56-55-3	Q
Benzo(a)pyrene	**0.025 U**	ug/L	0.10	0.025	1	09/22/17 11:30	09/26/17 06:39	50-32-8	Q
Benzo(b)fluoranthene	**0.025 U**	ug/L	0.10	0.025	1	09/22/17 11:30	09/26/17 06:39	205-99-2	Q
Benzo(g,h,i)perylene	**0.028 U**	ug/L	0.50	0.028	1	09/22/17 11:30	09/26/17 06:39	191-24-2	Q
Benzo(k)fluoranthene	**0.025 U**	ug/L	0.50	0.025	1	09/22/17 11:30	09/26/17 06:39	207-08-9	Q
Chrysene	**0.025 U**	ug/L	0.50	0.025	1	09/22/17 11:30	09/26/17 06:39	218-01-9	Q
Dibenz(a,h)anthracene	**0.034 U**	ug/L	0.10	0.034	1	09/22/17 11:30	09/26/17 06:39	53-70-3	Q
Fluoranthene	**0.025 U**	ug/L	0.50	0.025	1	09/22/17 11:30	09/26/17 06:39	206-44-0	Q
Fluorene	**0.025 U**	ug/L	0.50	0.025	1	09/22/17 11:30	09/26/17 06:39	86-73-7	Q
Indeno(1,2,3-cd)pyrene	**0.029 U**	ug/L	0.10	0.029	1	09/22/17 11:30	09/26/17 06:39	193-39-5	Q
1-Methylnaphthalene	**1.0 U**	ug/L	2.0	1.0	1	09/22/17 11:30	09/26/17 06:39	90-12-0	Q
2-Methylnaphthalene	**1.0 U**	ug/L	2.0	1.0	1	09/22/17 11:30	09/26/17 06:39	91-57-6	Q
Naphthalene	**1.0 U**	ug/L	2.0	1.0	1	09/22/17 11:30	09/26/17 06:39	91-20-3	Q
Phenanthrene	**0.050 U**	ug/L	0.50	0.050	1	09/22/17 11:30	09/26/17 06:39	85-01-8	Q
Pyrene	**0.025 U**	ug/L	0.50	0.025	1	09/22/17 11:30	09/26/17 06:39	129-00-0	Q
Surrogates									
2-Fluorobiphenyl (S)	64	%	33-101		1	09/22/17 11:30	09/26/17 06:39	321-60-8	
Terphenyl-d14 (S)	72	%	38-115		1	09/22/17 11:30	09/26/17 06:39	1718-51-0	
Percent Moisture	Analytical Method: ASTM D2974-87								
Percent Moisture	**9.3**	%	0.10	0.10	1		09/02/17 09:50		

This report shall not be reproduced, except in full,
without the written consent of Pace Analytical Services, LLC.

Pace Analytical Services, LLC
3610 Park Central Blvd N
Pompano Beach, FL 33064
954-582-4300

ANALYTICAL RESULTS

Project: Ludlum Trail
Pace Project No.: 35333605

Sample: SB-32 (2-4) **Lab ID: 35333605034** Collected: 08/30/17 10:47 Received: 08/30/17 15:30 Matrix: Solid

Results reported on a "dry weight" basis and are adjusted for percent moisture, sample size and any dilutions.

Parameters	Results	Units	PQL	MDL	DF	Prepared	Analyzed	CAS No.	Qual
Percent Moisture	Analytical Method: ASTM D2974-87								
Percent Moisture	**16.1**	%	0.10	0.10	1		09/02/17 09:50		

This report shall not be reproduced, except in full,
without the written consent of Pace Analytical Services, LLC.

Pace Analytical Services, LLC
3610 Park Central Blvd N
Pompano Beach, FL 33064
954-582-4300

ANALYTICAL RESULTS

Project: Ludlum Trail
Pace Project No.: 35333605

Sample: SB-32 (4-6) **Lab ID: 35333605035** Collected: 08/30/17 10:50 Received: 08/30/17 15:30 Matrix: Solid

Results reported on a "dry weight" basis and are adjusted for percent moisture, sample size and any dilutions.

Parameters	Results	Units	PQL	MDL	DF	Prepared	Analyzed	CAS No.	Qual
6010 MET ICP	Analytical Method: EPA 6010 Preparation Method: EPA 3050								
Arsenic	**5.4**	mg/kg	0.65	0.33	1	09/18/17 11:45	09/19/17 04:34	7440-38-2	
8270 MSSV Short List Microwave	Analytical Method: EPA 8270 Preparation Method: EPA 3546								
Acenaphthene	**0.014 U**	mg/kg	0.038	0.014	1	09/13/17 21:35	09/15/17 07:08	83-32-9	
Acenaphthylene	**0.012 U**	mg/kg	0.038	0.012	1	09/13/17 21:35	09/15/17 07:08	208-96-8	
Anthracene	**0.012 U**	mg/kg	0.038	0.012	1	09/13/17 21:35	09/15/17 07:08	120-12-7	
Benzo(a)anthracene	**0.011 U**	mg/kg	0.038	0.011	1	09/13/17 21:35	09/15/17 07:08	56-55-3	
Benzo(a)pyrene	**0.0045 U**	mg/kg	0.038	0.0045	1	09/13/17 21:35	09/15/17 07:08	50-32-8	
Benzo(b)fluoranthene	**0.029 U**	mg/kg	0.038	0.029	1	09/13/17 21:35	09/15/17 07:08	205-99-2	
Benzo(g,h,i)perylene	**0.014 U**	mg/kg	0.038	0.014	1	09/13/17 21:35	09/15/17 07:08	191-24-2	
Benzo(k)fluoranthene	**0.0082 U**	mg/kg	0.038	0.0082	1	09/13/17 21:35	09/15/17 07:08	207-08-9	
Chrysene	**0.014 U**	mg/kg	0.038	0.014	1	09/13/17 21:35	09/15/17 07:08	218-01-9	
Dibenz(a,h)anthracene	**0.019 U**	mg/kg	0.038	0.019	1	09/13/17 21:35	09/15/17 07:08	53-70-3	
Fluoranthene	**0.012 U**	mg/kg	0.038	0.012	1	09/13/17 21:35	09/15/17 07:08	206-44-0	
Fluorene	**0.017 U**	mg/kg	0.038	0.017	1	09/13/17 21:35	09/15/17 07:08	86-73-7	CU
Indeno(1,2,3-cd)pyrene	**0.019 U**	mg/kg	0.038	0.019	1	09/13/17 21:35	09/15/17 07:08	193-39-5	
1-Methylnaphthalene	**0.013 U**	mg/kg	0.038	0.013	1	09/13/17 21:35	09/15/17 07:08	90-12-0	
2-Methylnaphthalene	**0.015 U**	mg/kg	0.038	0.015	1	09/13/17 21:35	09/15/17 07:08	91-57-6	CU
Naphthalene	**0.012 U**	mg/kg	0.038	0.012	1	09/13/17 21:35	09/15/17 07:08	91-20-3	
Phenanthrene	**0.014 U**	mg/kg	0.038	0.014	1	09/13/17 21:35	09/15/17 07:08	85-01-8	
Pyrene	**0.019 U**	mg/kg	0.038	0.019	1	09/13/17 21:35	09/15/17 07:08	129-00-0	
Surrogates									
Nitrobenzene-d5 (S)	77	%	16-123		1	09/13/17 21:35	09/15/17 07:08	4165-60-0	
2-Fluorobiphenyl (S)	88	%	32-129		1	09/13/17 21:35	09/15/17 07:08	321-60-8	
Terphenyl-d14 (S)	51	%	38-138		1	09/13/17 21:35	09/15/17 07:08	1718-51-0	
Percent Moisture	Analytical Method: ASTM D2974-87								
Percent Moisture	**13.5**	%	0.10	0.10	1		09/02/17 09:50		

This report shall not be reproduced, except in full,
without the written consent of Pace Analytical Services, LLC.

Pace Analytical Services, LLC
3610 Park Central Blvd N
Pompano Beach, FL 33064
954-582-4300

ANALYTICAL RESULTS

Project: Ludlum Trail
Pace Project No.: 35333605

Sample: SB-34 (0-0.5) **Lab ID: 35333605036** Collected: 08/30/17 10:16 Received: 08/30/17 15:30 Matrix: Solid

Results reported on a "dry weight" basis and are adjusted for percent moisture, sample size and any dilutions.

Parameters	Results	Units	PQL	MDL	DF	Prepared	Analyzed	CAS No.	Qual
FL-PRO Soil Microwave	Analytical Method: FL-PRO Preparation Method: EPA 3546								
Petroleum Range Organics	**11.3**	mg/kg	8.8	5.6	1	09/05/17 20:50	09/06/17 12:31		
Surrogates									
o-Terphenyl (S)	96	%	62-109		1	09/05/17 20:50	09/06/17 12:31	84-15-1	
N-Pentatriacontane (S)	85	%	42-159		1	09/05/17 20:50	09/06/17 12:31	630-07-09	
6010 MET ICP	Analytical Method: EPA 6010 Preparation Method: EPA 3050								
Arsenic	**4.2**	mg/kg	0.48	0.24	1	09/05/17 08:27	09/05/17 16:12	7440-38-2	
Cadmium	**0.039 I**	mg/kg	0.048	0.024	1	09/05/17 08:27	09/05/17 16:12	7440-43-9	
Chromium	**8.8**	mg/kg	0.24	0.12	1	09/05/17 08:27	09/05/17 16:12	7440-47-3	
Copper	**1.3**	mg/kg	0.24	0.12	1	09/05/17 08:27	09/05/17 16:12	7440-50-8	
Lead	**1.0**	mg/kg	0.48	0.24	1	09/05/17 08:27	09/05/17 16:12	7439-92-1	
6010 MET ICP, SPLP	Analytical Method: EPA 6010 Preparation Method: EPA 3010 Leachate Method/Date: EPA 1312; 09/29/17 15:15								
Arsenic	**0.0050 U**	mg/L	0.010	0.0050	1	10/02/17 22:00	10/03/17 11:32	7440-38-2	
8270 MSSV Short List Microwave	Analytical Method: EPA 8270 Preparation Method: EPA 3546								
Acenaphthene	**0.013 U**	mg/kg	0.035	0.013	1	09/01/17 20:45	09/03/17 03:06	83-32-9	
Acenaphthylene	**0.011 U**	mg/kg	0.035	0.011	1	09/01/17 20:45	09/03/17 03:06	208-96-8	
Anthracene	**0.011 U**	mg/kg	0.035	0.011	1	09/01/17 20:45	09/03/17 03:06	120-12-7	
Benzo(a)anthracene	**0.044**	mg/kg	0.035	0.010	1	09/01/17 20:45	09/03/17 03:06	56-55-3	
Benzo(a)pyrene	**0.059**	mg/kg	0.035	0.0041	1	09/01/17 20:45	09/03/17 03:06	50-32-8	V
Benzo(b)fluoranthene	**0.12**	mg/kg	0.035	0.027	1	09/01/17 20:45	09/03/17 03:06	205-99-2	
Benzo(g,h,i)perylene	**0.033 I**	mg/kg	0.035	0.013	1	09/01/17 20:45	09/03/17 03:06	191-24-2	
Benzo(k)fluoranthene	**0.0076 U**	mg/kg	0.035	0.0076	1	09/01/17 20:45	09/03/17 03:06	207-08-9	
Chrysene	**0.069**	mg/kg	0.035	0.013	1	09/01/17 20:45	09/03/17 03:06	218-01-9	
Dibenz(a,h)anthracene	**0.018 U**	mg/kg	0.035	0.018	1	09/01/17 20:45	09/03/17 03:06	53-70-3	
Fluoranthene	**0.046**	mg/kg	0.035	0.012	1	09/01/17 20:45	09/03/17 03:06	206-44-0	
Fluorene	**0.016 U**	mg/kg	0.035	0.016	1	09/01/17 20:45	09/03/17 03:06	86-73-7	
Indeno(1,2,3-cd)pyrene	**0.025 I**	mg/kg	0.035	0.018	1	09/01/17 20:45	09/03/17 03:06	193-39-5	
1-Methylnaphthalene	**0.013 U**	mg/kg	0.035	0.013	1	09/01/17 20:45	09/03/17 03:06	90-12-0	
2-Methylnaphthalene	**0.014 U**	mg/kg	0.035	0.014	1	09/01/17 20:45	09/03/17 03:06	91-57-6	
Naphthalene	**0.011 U**	mg/kg	0.035	0.011	1	09/01/17 20:45	09/03/17 03:06	91-20-3	
Phenanthrene	**0.013 U**	mg/kg	0.035	0.013	1	09/01/17 20:45	09/03/17 03:06	85-01-8	
Pyrene	**0.053**	mg/kg	0.035	0.018	1	09/01/17 20:45	09/03/17 03:06	129-00-0	
Surrogates									
Nitrobenzene-d5 (S)	71	%	16-123		1	09/01/17 20:45	09/03/17 03:06	4165-60-0	
2-Fluorobiphenyl (S)	70	%	32-129		1	09/01/17 20:45	09/03/17 03:06	321-60-8	
Terphenyl-d14 (S)	63	%	38-138		1	09/01/17 20:45	09/03/17 03:06	1718-51-0	
Percent Moisture	Analytical Method: ASTM D2974-87								
Percent Moisture	**6.4**	%	0.10	0.10	1		09/02/17 09:50		

This report shall not be reproduced, except in full,
without the written consent of Pace Analytical Services, LLC.

Pace Analytical Services, LLC
3610 Park Central Blvd N
Pompano Beach, FL 33064
954-582-4300

ANALYTICAL RESULTS

Project: Ludlum Trail
Pace Project No.: 35333605

Sample: SB-34 (0.5-2) **Lab ID: 35333605037** Collected: 08/30/17 10:19 Received: 08/30/17 15:30 Matrix: Solid

Results reported on a "dry weight" basis and are adjusted for percent moisture, sample size and any dilutions.

Parameters	Results	Units	PQL	MDL	DF	Prepared	Analyzed	CAS No.	Qual
FL-PRO Soil Microwave	Analytical Method: FL-PRO Preparation Method: EPA 3546								
Petroleum Range Organics	**92.1**	mg/kg	9.1	5.8	1	09/02/17 01:35	09/06/17 14:32		
Surrogates									
o-Terphenyl (S)	118	%	62-109		1	09/02/17 01:35	09/06/17 14:32	84-15-1	J(S5)
N-Pentatriacontane (S)	93	%	42-159		1	09/02/17 01:35	09/06/17 14:32	630-07-09	
6010 MET ICP	Analytical Method: EPA 6010 Preparation Method: EPA 3050								
Arsenic	**12.7**	mg/kg	0.58	0.29	1	09/05/17 08:27	09/05/17 16:17	7440-38-2	
Cadmium	**0.14**	mg/kg	0.058	0.029	1	09/05/17 08:27	09/05/17 16:17	7440-43-9	
Chromium	**5.9**	mg/kg	0.29	0.14	1	09/05/17 08:27	09/05/17 16:17	7440-47-3	
Copper	**9.4**	mg/kg	0.29	0.14	1	09/05/17 08:27	09/05/17 16:17	7440-50-8	
Lead	**8.5**	mg/kg	0.58	0.29	1	09/05/17 08:27	09/05/17 16:17	7439-92-1	
8270 MSSV Short List Microwave	Analytical Method: EPA 8270 Preparation Method: EPA 3546								
Acenaphthene	**0.024 I**	mg/kg	0.036	0.013	1	09/01/17 20:45	09/03/17 03:29	83-32-9	
Acenaphthylene	**0.63**	mg/kg	0.036	0.011	1	09/01/17 20:45	09/03/17 03:29	208-96-8	
Anthracene	**0.47**	mg/kg	0.036	0.011	1	09/01/17 20:45	09/03/17 03:29	120-12-7	
Benzo(a)anthracene	**2.9**	mg/kg	0.036	0.011	1	09/01/17 20:45	09/03/17 03:29	56-55-3	
Benzo(a)pyrene	**4.5**	mg/kg	0.036	0.0042	1	09/01/17 20:45	09/03/17 03:29	50-32-8	L
Benzo(b)fluoranthene	**11.9**	mg/kg	0.036	0.027	1	09/01/17 20:45	09/03/17 03:29	205-99-2	L
Benzo(g,h,i)perylene	**1.9**	mg/kg	0.036	0.013	1	09/01/17 20:45	09/03/17 03:29	191-24-2	
Benzo(k)fluoranthene	**0.0078 U**	mg/kg	0.036	0.0078	1	09/01/17 20:45	09/03/17 03:29	207-08-9	
Chrysene	**4.0**	mg/kg	0.036	0.013	1	09/01/17 20:45	09/03/17 03:29	218-01-9	L
Dibenz(a,h)anthracene	**0.53**	mg/kg	0.036	0.018	1	09/01/17 20:45	09/03/17 03:29	53-70-3	
Fluoranthene	**3.6**	mg/kg	0.036	0.012	1	09/01/17 20:45	09/03/17 03:29	206-44-0	
Fluorene	**0.016 U**	mg/kg	0.036	0.016	1	09/01/17 20:45	09/03/17 03:29	86-73-7	
Indeno(1,2,3-cd)pyrene	**2.0**	mg/kg	0.036	0.018	1	09/01/17 20:45	09/03/17 03:29	193-39-5	
1-Methylnaphthalene	**0.013 U**	mg/kg	0.036	0.013	1	09/01/17 20:45	09/03/17 03:29	90-12-0	
2-Methylnaphthalene	**0.017 I**	mg/kg	0.036	0.015	1	09/01/17 20:45	09/03/17 03:29	91-57-6	
Naphthalene	**0.050**	mg/kg	0.036	0.012	1	09/01/17 20:45	09/03/17 03:29	91-20-3	
Phenanthrene	**0.28**	mg/kg	0.036	0.014	1	09/01/17 20:45	09/03/17 03:29	85-01-8	
Pyrene	**4.7**	mg/kg	0.036	0.018	1	09/01/17 20:45	09/03/17 03:29	129-00-0	L
Surrogates									
Nitrobenzene-d5 (S)	73	%	16-123		1	09/01/17 20:45	09/03/17 03:29	4165-60-0	
2-Fluorobiphenyl (S)	75	%	32-129		1	09/01/17 20:45	09/03/17 03:29	321-60-8	
Terphenyl-d14 (S)	68	%	38-138		1	09/01/17 20:45	09/03/17 03:29	1718-51-0	
Percent Moisture	Analytical Method: ASTM D2974-87								
Percent Moisture	**9.0**	%	0.10	0.10	1		09/02/17 09:50		

This report shall not be reproduced, except in full,
without the written consent of Pace Analytical Services, LLC.

Pace Analytical Services, LLC
3610 Park Central Blvd N
Pompano Beach, FL 33064
954-582-4300

ANALYTICAL RESULTS

Project: Ludlum Trail
Pace Project No.: 35333605

Sample: SB-34 (2-4) **Lab ID: 35333605038** Collected: 08/30/17 10:22 Received: 08/30/17 15:30 Matrix: Solid

Results reported on a "dry weight" basis and are adjusted for percent moisture, sample size and any dilutions.

Parameters	Results	Units	PQL	MDL	DF	Prepared	Analyzed	CAS No.	Qual
Percent Moisture	Analytical Method: ASTM D2974-87								
Percent Moisture	**10.8**	%	0.10	0.10	1		09/02/17 09:51		

This report shall not be reproduced, except in full,
without the written consent of Pace Analytical Services, LLC.

Pace Analytical Services, LLC
3610 Park Central Blvd N
Pompano Beach, FL 33064
954-582-4300

ANALYTICAL RESULTS

Project: Ludlum Trail
Pace Project No.: 35333605

Sample: SB-34 (4-6) **Lab ID: 35333605039** Collected: 08/30/17 10:25 Received: 08/30/17 15:30 Matrix: Solid

Results reported on a "dry weight" basis and are adjusted for percent moisture, sample size and any dilutions.

Parameters	Results	Units	PQL	MDL	DF	Prepared	Analyzed	CAS No.	Qual
6010 MET ICP	Analytical Method: EPA 6010 Preparation Method: EPA 3050								
Arsenic	**0.69**	mg/kg	0.54	0.27	1	09/18/17 11:45	09/19/17 04:38	7440-38-2	
Percent Moisture	Analytical Method: ASTM D2974-87								
Percent Moisture	**12.2**	%	0.10	0.10	1		09/02/17 09:51		

This report shall not be reproduced, except in full,
without the written consent of Pace Analytical Services, LLC.

Pace Analytical Services, LLC
3610 Park Central Blvd N
Pompano Beach, FL 33064
954-582-4300

ANALYTICAL RESULTS

Project: Ludlum Trail
Pace Project No.: 35333605

Sample: SB-36 (0-0.5) **Lab ID: 35333605040** Collected: 08/30/17 09:56 Received: 08/30/17 15:30 Matrix: Solid

Results reported on a "dry weight" basis and are adjusted for percent moisture, sample size and any dilutions.

Parameters	Results	Units	PQL	MDL	DF	Prepared	Analyzed	CAS No.	Qual
FL-PRO Soil Microwave	Analytical Method: FL-PRO Preparation Method: EPA 3546								
Petroleum Range Organics	**18.5**	mg/kg	9.3	5.9	1	09/02/17 01:35	09/06/17 14:32		
Surrogates									
o-Terphenyl (S)	100	%	62-109		1	09/02/17 01:35	09/06/17 14:32	84-15-1	
N-Pentatriacontane (S)	112	%	42-159		1	09/02/17 01:35	09/06/17 14:32	630-07-09	
6010 MET ICP	Analytical Method: EPA 6010 Preparation Method: EPA 3050								
Arsenic	**0.36 I**	mg/kg	0.64	0.32	1	09/05/17 08:27	09/05/17 16:22	7440-38-2	
Cadmium	**0.032 U**	mg/kg	0.064	0.032	1	09/05/17 08:27	09/05/17 16:22	7440-43-9	
Chromium	**5.3**	mg/kg	0.32	0.16	1	09/05/17 08:27	09/05/17 16:22	7440-47-3	
Copper	**1.3**	mg/kg	0.32	0.16	1	09/05/17 08:27	09/05/17 16:22	7440-50-8	
Lead	**0.64**	mg/kg	0.64	0.32	1	09/05/17 08:27	09/05/17 16:22	7439-92-1	
8270 MSSV Short List Microwave	Analytical Method: EPA 8270 Preparation Method: EPA 3546								
Acenaphthene	**0.026 U**	mg/kg	0.072	0.026	1	09/01/17 20:45	09/03/17 03:52	83-32-9	D3
Acenaphthylene	**0.022 U**	mg/kg	0.072	0.022	1	09/01/17 20:45	09/03/17 03:52	208-96-8	D3
Anthracene	**0.022 U**	mg/kg	0.072	0.022	1	09/01/17 20:45	09/03/17 03:52	120-12-7	D3
Benzo(a)anthracene	**0.081**	mg/kg	0.072	0.021	1	09/01/17 20:45	09/03/17 03:52	56-55-3	D3
Benzo(a)pyrene	**0.091**	mg/kg	0.072	0.0084	1	09/01/17 20:45	09/03/17 03:52	50-32-8	D3
Benzo(b)fluoranthene	**0.18**	mg/kg	0.072	0.054	1	09/01/17 20:45	09/03/17 03:52	205-99-2	D3
Benzo(g,h,i)perylene	**0.066 I**	mg/kg	0.072	0.026	1	09/01/17 20:45	09/03/17 03:52	191-24-2	D3
Benzo(k)fluoranthene	**0.016 U**	mg/kg	0.072	0.016	1	09/01/17 20:45	09/03/17 03:52	207-08-9	D3
Chrysene	**0.094**	mg/kg	0.072	0.026	1	09/01/17 20:45	09/03/17 03:52	218-01-9	D3
Dibenz(a,h)anthracene	**0.036 U**	mg/kg	0.072	0.036	1	09/01/17 20:45	09/03/17 03:52	53-70-3	D3
Fluoranthene	**0.067 I**	mg/kg	0.072	0.024	1	09/01/17 20:45	09/03/17 03:52	206-44-0	D3
Fluorene	**0.032 U**	mg/kg	0.072	0.032	1	09/01/17 20:45	09/03/17 03:52	86-73-7	D3
Indeno(1,2,3-cd)pyrene	**0.047 I**	mg/kg	0.072	0.036	1	09/01/17 20:45	09/03/17 03:52	193-39-5	D3
1-Methylnaphthalene	**0.026 U**	mg/kg	0.072	0.026	1	09/01/17 20:45	09/03/17 03:52	90-12-0	D3
2-Methylnaphthalene	**0.029 U**	mg/kg	0.072	0.029	1	09/01/17 20:45	09/03/17 03:52	91-57-6	D3
Naphthalene	**0.023 U**	mg/kg	0.072	0.023	1	09/01/17 20:45	09/03/17 03:52	91-20-3	D3
Phenanthrene	**0.027 U**	mg/kg	0.072	0.027	1	09/01/17 20:45	09/03/17 03:52	85-01-8	D3
Pyrene	**0.072**	mg/kg	0.072	0.036	1	09/01/17 20:45	09/03/17 03:52	129-00-0	D3
Surrogates									
Nitrobenzene-d5 (S)	74	%	16-123		1	09/01/17 20:45	09/03/17 03:52	4165-60-0	
2-Fluorobiphenyl (S)	75	%	32-129		1	09/01/17 20:45	09/03/17 03:52	321-60-8	
Terphenyl-d14 (S)	67	%	38-138		1	09/01/17 20:45	09/03/17 03:52	1718-51-0	
Percent Moisture	Analytical Method: ASTM D2974-87								
Percent Moisture	**11.1**	%	0.10	0.10	1		09/02/17 09:51		

This report shall not be reproduced, except in full,
without the written consent of Pace Analytical Services, LLC.

Pace Analytical Services, LLC
3610 Park Central Blvd N
Pompano Beach, FL 33064
954-582-4300

ANALYTICAL RESULTS

Project: Ludlum Trail
Pace Project No.: 35333605

Sample: SB-36 (0.5-2) **Lab ID: 35333605041** Collected: 08/30/17 09:59 Received: 08/30/17 15:30 Matrix: Solid

Results reported on a "dry weight" basis and are adjusted for percent moisture, sample size and any dilutions.

Parameters	Results	Units	PQL	MDL	DF	Prepared	Analyzed	CAS No.	Qual
FL-PRO Soil Microwave	Analytical Method: FL-PRO Preparation Method: EPA 3546								
Petroleum Range Organics	**14.3**	mg/kg	9.1	5.8	1	09/02/17 01:35	09/06/17 14:56		
Surrogates									
o-Terphenyl (S)	102	%	62-109		1	09/02/17 01:35	09/06/17 14:56	84-15-1	
N-Pentatriacontane (S)	75	%	42-159		1	09/02/17 01:35	09/06/17 14:56	630-07-09	
6010 MET ICP	Analytical Method: EPA 6010 Preparation Method: EPA 3050								
Arsenic	**45.1**	mg/kg	0.51	0.26	1	09/05/17 08:27	09/05/17 18:32	7440-38-2	
Cadmium	**0.043 I**	mg/kg	0.051	0.026	1	09/05/17 08:27	09/05/17 18:32	7440-43-9	
Chromium	**6.3**	mg/kg	0.26	0.13	1	09/05/17 08:27	09/05/17 18:32	7440-47-3	
Copper	**1.4**	mg/kg	0.26	0.13	1	09/05/17 08:27	09/05/17 18:32	7440-50-8	
Lead	**2.0**	mg/kg	0.51	0.26	1	09/05/17 08:27	09/05/17 18:32	7439-92-1	
6010 MET ICP, SPLP	Analytical Method: EPA 6010 Preparation Method: EPA 3010 Leachate Method/Date: EPA 1312; 09/29/17 15:15								
Arsenic	**0.021**	mg/L	0.010	0.0050	1	10/02/17 22:00	10/03/17 11:36	7440-38-2	
8270 MSSV Short List Microwave	Analytical Method: EPA 8270 Preparation Method: EPA 3546								
Acenaphthene	**0.013 U**	mg/kg	0.036	0.013	1	09/01/17 20:45	09/03/17 04:14	83-32-9	
Acenaphthylene	**0.011 I**	mg/kg	0.036	0.011	1	09/01/17 20:45	09/03/17 04:14	208-96-8	
Anthracene	**0.016 I**	mg/kg	0.036	0.011	1	09/01/17 20:45	09/03/17 04:14	120-12-7	
Benzo(a)anthracene	**0.075**	mg/kg	0.036	0.011	1	09/01/17 20:45	09/03/17 04:14	56-55-3	
Benzo(a)pyrene	**0.10**	mg/kg	0.036	0.0042	1	09/01/17 20:45	09/03/17 04:14	50-32-8	
Benzo(b)fluoranthene	**0.16**	mg/kg	0.036	0.027	1	09/01/17 20:45	09/03/17 04:14	205-99-2	
Benzo(g,h,i)perylene	**0.058**	mg/kg	0.036	0.013	1	09/01/17 20:45	09/03/17 04:14	191-24-2	
Benzo(k)fluoranthene	**0.088**	mg/kg	0.036	0.0078	1	09/01/17 20:45	09/03/17 04:14	207-08-9	
Chrysene	**0.13**	mg/kg	0.036	0.013	1	09/01/17 20:45	09/03/17 04:14	218-01-9	
Dibenz(a,h)anthracene	**0.018 U**	mg/kg	0.036	0.018	1	09/01/17 20:45	09/03/17 04:14	53-70-3	
Fluoranthene	**0.060**	mg/kg	0.036	0.012	1	09/01/17 20:45	09/03/17 04:14	206-44-0	
Fluorene	**0.016 U**	mg/kg	0.036	0.016	1	09/01/17 20:45	09/03/17 04:14	86-73-7	
Indeno(1,2,3-cd)pyrene	**0.045**	mg/kg	0.036	0.018	1	09/01/17 20:45	09/03/17 04:14	193-39-5	
1-Methylnaphthalene	**0.013 U**	mg/kg	0.036	0.013	1	09/01/17 20:45	09/03/17 04:14	90-12-0	
2-Methylnaphthalene	**0.015 U**	mg/kg	0.036	0.015	1	09/01/17 20:45	09/03/17 04:14	91-57-6	
Naphthalene	**0.012 U**	mg/kg	0.036	0.012	1	09/01/17 20:45	09/03/17 04:14	91-20-3	
Phenanthrene	**0.014 U**	mg/kg	0.036	0.014	1	09/01/17 20:45	09/03/17 04:14	85-01-8	
Pyrene	**0.069**	mg/kg	0.036	0.018	1	09/01/17 20:45	09/03/17 04:14	129-00-0	
Surrogates									
Nitrobenzene-d5 (S)	72	%	16-123		1	09/01/17 20:45	09/03/17 04:14	4165-60-0	
2-Fluorobiphenyl (S)	74	%	32-129		1	09/01/17 20:45	09/03/17 04:14	321-60-8	
Terphenyl-d14 (S)	66	%	38-138		1	09/01/17 20:45	09/03/17 04:14	1718-51-0	
Percent Moisture	Analytical Method: ASTM D2974-87								
Percent Moisture	**8.8**	%	0.10	0.10	1		09/02/17 09:51		

This report shall not be reproduced, except in full,
without the written consent of Pace Analytical Services, LLC.

Pace Analytical Services, LLC
3610 Park Central Blvd N
Pompano Beach, FL 33064
954-582-4300

ANALYTICAL RESULTS

Project: Ludlum Trail
Pace Project No.: 35333605

Sample: SB-36 (2-4) **Lab ID: 35333605042** Collected: 08/30/17 10:02 Received: 08/30/17 15:30 Matrix: Solid

Results reported on a "dry weight" basis and are adjusted for percent moisture, sample size and any dilutions.

Parameters	Results	Units	PQL	MDL	DF	Prepared	Analyzed	CAS No.	Qual
Percent Moisture	Analytical Method: ASTM D2974-87								
Percent Moisture	**11.8**	%	0.10	0.10	1		09/02/17 09:51		

This report shall not be reproduced, except in full,
without the written consent of Pace Analytical Services, LLC.

Pace Analytical Services, LLC
3610 Park Central Blvd N
Pompano Beach, FL 33064
954-582-4300

ANALYTICAL RESULTS

Project: Ludlum Trail
Pace Project No.: 35333605

Sample: SB-36 (4-6) **Lab ID: 35333605043** Collected: 08/30/17 10:05 Received: 08/30/17 15:30 Matrix: Solid

Results reported on a "dry weight" basis and are adjusted for percent moisture, sample size and any dilutions.

Parameters	Results	Units	PQL	MDL	DF	Prepared	Analyzed	CAS No.	Qual
6010 MET ICP	Analytical Method: EPA 6010 Preparation Method: EPA 3050								
Arsenic	**3.8**	mg/kg	0.62	0.31	1	09/18/17 11:45	09/19/17 04:42	7440-38-2	
Percent Moisture	Analytical Method: ASTM D2974-87								
Percent Moisture	**12.5**	%	0.10	0.10	1		09/02/17 09:51		

This report shall not be reproduced, except in full,
without the written consent of Pace Analytical Services, LLC.

Pace Analytical Services, LLC
3610 Park Central Blvd N
Pompano Beach, FL 33064
954-582-4300

ANALYTICAL RESULTS

Project: Ludlum Trail
Pace Project No.: 35333605

Sample: SB-38 (0-0.5) **Lab ID: 35333605044** Collected: 08/29/17 16:53 Received: 08/30/17 15:30 Matrix: Solid

Results reported on a "dry weight" basis and are adjusted for percent moisture, sample size and any dilutions.

Parameters	Results	Units	PQL	MDL	DF	Prepared	Analyzed	CAS No.	Qual
FL-PRO Soil Microwave	Analytical Method: FL-PRO Preparation Method: EPA 3546								
Petroleum Range Organics	**25.8**	mg/kg	8.6	5.5	1	09/02/17 01:35	09/06/17 14:56		
Surrogates									
o-Terphenyl (S)	75	%	62-109		1	09/02/17 01:35	09/06/17 14:56	84-15-1	
N-Pentatriacontane (S)	72	%	42-159		1	09/02/17 01:35	09/06/17 14:56	630-07-09	
6010 MET ICP	Analytical Method: EPA 6010 Preparation Method: EPA 3050								
Arsenic	**25.4**	mg/kg	0.62	0.31	1	09/05/17 08:27	09/05/17 18:47	7440-38-2	
Cadmium	**0.10**	mg/kg	0.062	0.031	1	09/05/17 08:27	09/05/17 18:47	7440-43-9	
Chromium	**8.5**	mg/kg	0.31	0.15	1	09/05/17 08:27	09/05/17 18:47	7440-47-3	
Copper	**6.6**	mg/kg	0.31	0.15	1	09/05/17 08:27	09/05/17 18:47	7440-50-8	
Lead	**6.6**	mg/kg	0.62	0.31	1	09/05/17 08:27	09/05/17 18:47	7439-92-1	
8270 MSSV Short List Microwave	Analytical Method: EPA 8270 Preparation Method: EPA 3546								
Acenaphthene	**0.013 U**	mg/kg	0.034	0.013	1	09/01/17 20:45	09/03/17 04:37	83-32-9	
Acenaphthylene	**0.079**	mg/kg	0.034	0.011	1	09/01/17 20:45	09/03/17 04:37	208-96-8	
Anthracene	**0.046**	mg/kg	0.034	0.010	1	09/01/17 20:45	09/03/17 04:37	120-12-7	
Benzo(a)anthracene	**0.38**	mg/kg	0.034	0.0099	1	09/01/17 20:45	09/03/17 04:37	56-55-3	
Benzo(a)pyrene	**0.52**	mg/kg	0.034	0.0040	1	09/01/17 20:45	09/03/17 04:37	50-32-8	
Benzo(b)fluoranthene	**0.87**	mg/kg	0.034	0.026	1	09/01/17 20:45	09/03/17 04:37	205-99-2	
Benzo(g,h,i)perylene	**0.27**	mg/kg	0.034	0.012	1	09/01/17 20:45	09/03/17 04:37	191-24-2	
Benzo(k)fluoranthene	**0.41**	mg/kg	0.034	0.0074	1	09/01/17 20:45	09/03/17 04:37	207-08-9	
Chrysene	**0.56**	mg/kg	0.034	0.012	1	09/01/17 20:45	09/03/17 04:37	218-01-9	
Dibenz(a,h)anthracene	**0.017 U**	mg/kg	0.034	0.017	1	09/01/17 20:45	09/03/17 04:37	53-70-3	
Fluoranthene	**0.43**	mg/kg	0.034	0.011	1	09/01/17 20:45	09/03/17 04:37	206-44-0	
Fluorene	**0.015 U**	mg/kg	0.034	0.015	1	09/01/17 20:45	09/03/17 04:37	86-73-7	
Indeno(1,2,3-cd)pyrene	**0.24**	mg/kg	0.034	0.017	1	09/01/17 20:45	09/03/17 04:37	193-39-5	
1-Methylnaphthalene	**0.012 U**	mg/kg	0.034	0.012	1	09/01/17 20:45	09/03/17 04:37	90-12-0	
2-Methylnaphthalene	**0.014 U**	mg/kg	0.034	0.014	1	09/01/17 20:45	09/03/17 04:37	91-57-6	
Naphthalene	**0.011 U**	mg/kg	0.034	0.011	1	09/01/17 20:45	09/03/17 04:37	91-20-3	
Phenanthrene	**0.047**	mg/kg	0.034	0.013	1	09/01/17 20:45	09/03/17 04:37	85-01-8	
Pyrene	**0.46**	mg/kg	0.034	0.017	1	09/01/17 20:45	09/03/17 04:37	129-00-0	
Surrogates									
Nitrobenzene-d5 (S)	66	%	16-123		1	09/01/17 20:45	09/03/17 04:37	4165-60-0	
2-Fluorobiphenyl (S)	65	%	32-129		1	09/01/17 20:45	09/03/17 04:37	321-60-8	
Terphenyl-d14 (S)	61	%	38-138		1	09/01/17 20:45	09/03/17 04:37	1718-51-0	
Percent Moisture	Analytical Method: ASTM D2974-87								
Percent Moisture	**3.6**	%	0.10	0.10	1		09/02/17 09:51		

This report shall not be reproduced, except in full,
without the written consent of Pace Analytical Services, LLC.

Pace Analytical Services, LLC
3610 Park Central Blvd N
Pompano Beach, FL 33064
954-582-4300

ANALYTICAL RESULTS

Project: Ludlum Trail
Pace Project No.: 35333605

Sample: SB-38 (0.5-2) **Lab ID: 35333605045** Collected: 08/29/17 16:56 Received: 08/30/17 15:30 Matrix: Solid

Results reported on a "dry weight" basis and are adjusted for percent moisture, sample size and any dilutions.

Parameters	Results	Units	PQL	MDL	DF	Prepared	Analyzed	CAS No.	Qual
FL-PRO Soil Microwave	Analytical Method: FL-PRO Preparation Method: EPA 3546								
Petroleum Range Organics	**26.7**	mg/kg	8.6	5.5	1	09/02/17 01:35	09/06/17 15:20		
Surrogates									
o-Terphenyl (S)	118	%	62-109		1	09/02/17 01:35	09/06/17 15:20	84-15-1	J(S5)
N-Pentatriacontane (S)	86	%	42-159		1	09/02/17 01:35	09/06/17 15:20	630-07-09	
6010 MET ICP	Analytical Method: EPA 6010 Preparation Method: EPA 3050								
Arsenic	**60.9**	mg/kg	0.60	0.30	1	09/05/17 08:27	09/05/17 18:53	7440-38-2	
Cadmium	**0.083**	mg/kg	0.060	0.030	1	09/05/17 08:27	09/05/17 18:53	7440-43-9	
Chromium	**8.1**	mg/kg	0.30	0.15	1	09/05/17 08:27	09/05/17 18:53	7440-47-3	
Copper	**6.8**	mg/kg	0.30	0.15	1	09/05/17 08:27	09/05/17 18:53	7440-50-8	
Lead	**8.0**	mg/kg	0.60	0.30	1	09/05/17 08:27	09/05/17 18:53	7439-92-1	
6010 MET ICP, SPLP	Analytical Method: EPA 6010 Preparation Method: EPA 3010 Leachate Method/Date: EPA 1312; 09/29/17 15:15								
Arsenic	**0.053**	mg/L	0.010	0.0050	1	10/02/17 22:00	10/03/17 11:40	7440-38-2	
8270 MSSV Short List Microwave	Analytical Method: EPA 8270 Preparation Method: EPA 3546								
Acenaphthene	**0.013 U**	mg/kg	0.034	0.013	1	09/01/17 20:45	09/03/17 05:00	83-32-9	
Acenaphthylene	**0.24**	mg/kg	0.034	0.011	1	09/01/17 20:45	09/03/17 05:00	208-96-8	
Anthracene	**0.14**	mg/kg	0.034	0.011	1	09/01/17 20:45	09/03/17 05:00	120-12-7	
Benzo(a)anthracene	**0.99**	mg/kg	0.034	0.010	1	09/01/17 20:45	09/03/17 05:00	56-55-3	
Benzo(a)pyrene	**1.4**	mg/kg	0.034	0.0040	1	09/01/17 20:45	09/03/17 05:00	50-32-8	
Benzo(b)fluoranthene	**3.8**	mg/kg	0.034	0.026	1	09/01/17 20:45	09/03/17 05:00	205-99-2	L
Benzo(g,h,i)perylene	**0.77**	mg/kg	0.034	0.012	1	09/01/17 20:45	09/03/17 05:00	191-24-2	
Benzo(k)fluoranthene	**0.0074 U**	mg/kg	0.034	0.0074	1	09/01/17 20:45	09/03/17 05:00	207-08-9	
Chrysene	**1.5**	mg/kg	0.034	0.012	1	09/01/17 20:45	09/03/17 05:00	218-01-9	
Dibenz(a,h)anthracene	**0.017 U**	mg/kg	0.034	0.017	1	09/01/17 20:45	09/03/17 05:00	53-70-3	
Fluoranthene	**1.3**	mg/kg	0.034	0.011	1	09/01/17 20:45	09/03/17 05:00	206-44-0	
Fluorene	**0.016 U**	mg/kg	0.034	0.016	1	09/01/17 20:45	09/03/17 05:00	86-73-7	
Indeno(1,2,3-cd)pyrene	**0.74**	mg/kg	0.034	0.017	1	09/01/17 20:45	09/03/17 05:00	193-39-5	
1-Methylnaphthalene	**0.012 U**	mg/kg	0.034	0.012	1	09/01/17 20:45	09/03/17 05:00	90-12-0	
2-Methylnaphthalene	**0.014 U**	mg/kg	0.034	0.014	1	09/01/17 20:45	09/03/17 05:00	91-57-6	
Naphthalene	**0.016 I**	mg/kg	0.034	0.011	1	09/01/17 20:45	09/03/17 05:00	91-20-3	
Phenanthrene	**0.13**	mg/kg	0.034	0.013	1	09/01/17 20:45	09/03/17 05:00	85-01-8	
Pyrene	**1.4**	mg/kg	0.034	0.017	1	09/01/17 20:45	09/03/17 05:00	129-00-0	
Surrogates									
Nitrobenzene-d5 (S)	64	%	16-123		1	09/01/17 20:45	09/03/17 05:00	4165-60-0	
2-Fluorobiphenyl (S)	66	%	32-129		1	09/01/17 20:45	09/03/17 05:00	321-60-8	
Terphenyl-d14 (S)	61	%	38-138		1	09/01/17 20:45	09/03/17 05:00	1718-51-0	
Percent Moisture	Analytical Method: ASTM D2974-87								
Percent Moisture	**3.9**	%	0.10	0.10	1		09/02/17 09:51		

This report shall not be reproduced, except in full,
without the written consent of Pace Analytical Services, LLC.

Pace Analytical Services, LLC
3610 Park Central Blvd N
Pompano Beach, FL 33064
954-582-4300

ANALYTICAL RESULTS

Project: Ludlum Trail
Pace Project No.: 35333605

Sample: SB-38 (2-4) **Lab ID: 35333605046** Collected: 08/29/17 16:59 Received: 08/30/17 15:30 Matrix: Solid

Results reported on a "dry weight" basis and are adjusted for percent moisture, sample size and any dilutions.

Parameters	Results	Units	PQL	MDL	DF	Prepared	Analyzed	CAS No.	Qual
Percent Moisture	Analytical Method: ASTM D2974-87								
Percent Moisture	**6.8**	%	0.10	0.10	1		09/02/17 09:51		

This report shall not be reproduced, except in full,
without the written consent of Pace Analytical Services, LLC.

Pace Analytical Services, LLC
3610 Park Central Blvd N
Pompano Beach, FL 33064
954-582-4300

ANALYTICAL RESULTS

Project: Ludlum Trail
Pace Project No.: 35333605

Sample: SB-38 (4-6) **Lab ID: 35333605047** Collected: 08/29/17 17:02 Received: 08/30/17 15:30 Matrix: Solid

Results reported on a "dry weight" basis and are adjusted for percent moisture, sample size and any dilutions.

Parameters	Results	Units	PQL	MDL	DF	Prepared	Analyzed	CAS No.	Qual
6010 MET ICP	Analytical Method: EPA 6010 Preparation Method: EPA 3050								
Arsenic	**0.98**	mg/kg	0.52	0.26	1	09/18/17 11:45	09/19/17 04:54	7440-38-2	
8270 MSSV Short List Microwave	Analytical Method: EPA 8270 Preparation Method: EPA 3546								
Acenaphthene	**0.027 U**	mg/kg	0.073	0.027	1	09/14/17 23:00	09/15/17 23:51	83-32-9	Q
Acenaphthylene	**0.023 U**	mg/kg	0.073	0.023	1	09/14/17 23:00	09/15/17 23:51	208-96-8	Q
Anthracene	**0.022 U**	mg/kg	0.073	0.022	1	09/14/17 23:00	09/15/17 23:51	120-12-7	Q
Benzo(a)anthracene	**0.021 U**	mg/kg	0.073	0.021	1	09/14/17 23:00	09/15/17 23:51	56-55-3	Q
Benzo(a)pyrene	**0.0085 U**	mg/kg	0.073	0.0085	1	09/14/17 23:00	09/15/17 23:51	50-32-8	Q
Benzo(b)fluoranthene	**0.055 U**	mg/kg	0.073	0.055	1	09/14/17 23:00	09/15/17 23:51	205-99-2	Q
Benzo(g,h,i)perylene	**0.026 U**	mg/kg	0.073	0.026	1	09/14/17 23:00	09/15/17 23:51	191-24-2	Q
Benzo(k)fluoranthene	**0.016 U**	mg/kg	0.073	0.016	1	09/14/17 23:00	09/15/17 23:51	207-08-9	Q
Chrysene	**0.026 U**	mg/kg	0.073	0.026	1	09/14/17 23:00	09/15/17 23:51	218-01-9	Q
Dibenz(a,h)anthracene	**0.037 U**	mg/kg	0.073	0.037	1	09/14/17 23:00	09/15/17 23:51	53-70-3	Q
Fluoranthene	**0.024 U**	mg/kg	0.073	0.024	1	09/14/17 23:00	09/15/17 23:51	206-44-0	Q
Fluorene	**0.033 U**	mg/kg	0.073	0.033	1	09/14/17 23:00	09/15/17 23:51	86-73-7	Q
Indeno(1,2,3-cd)pyrene	**0.037 U**	mg/kg	0.073	0.037	1	09/14/17 23:00	09/15/17 23:51	193-39-5	Q
1-Methylnaphthalene	**0.026 U**	mg/kg	0.073	0.026	1	09/14/17 23:00	09/15/17 23:51	90-12-0	Q
2-Methylnaphthalene	**0.029 U**	mg/kg	0.073	0.029	1	09/14/17 23:00	09/15/17 23:51	91-57-6	Q
Naphthalene	**0.024 U**	mg/kg	0.073	0.024	1	09/14/17 23:00	09/15/17 23:51	91-20-3	Q
Phenanthrene	**0.028 U**	mg/kg	0.073	0.028	1	09/14/17 23:00	09/15/17 23:51	85-01-8	Q
Pyrene	**0.037 U**	mg/kg	0.073	0.037	1	09/14/17 23:00	09/15/17 23:51	129-00-0	CU,Q
Surrogates									
Nitrobenzene-d5 (S)	69	%	16-123		1	09/14/17 23:00	09/15/17 23:51	4165-60-0	
2-Fluorobiphenyl (S)	83	%	32-129		1	09/14/17 23:00	09/15/17 23:51	321-60-8	
Terphenyl-d14 (S)	74	%	38-138		1	09/14/17 23:00	09/15/17 23:51	1718-51-0	
Percent Moisture	Analytical Method: ASTM D2974-87								
Percent Moisture	**10**	%	0.10	0.10	1		09/02/17 09:51		

This report shall not be reproduced, except in full,
without the written consent of Pace Analytical Services, LLC.

Pace Analytical Services, LLC
3610 Park Central Blvd N
Pompano Beach, FL 33064
954-582-4300

ANALYTICAL RESULTS

Project: Ludlum Trail
Pace Project No.: 35333605

Sample: SB-40 (0-0.5) **Lab ID: 35333605048** Collected: 08/29/17 16:30 Received: 08/30/17 15:30 Matrix: Solid

Results reported on a "dry weight" basis and are adjusted for percent moisture, sample size and any dilutions.

Parameters	Results	Units	PQL	MDL	DF	Prepared	Analyzed	CAS No.	Qual
FL-PRO Soil Microwave	Analytical Method: FL-PRO Preparation Method: EPA 3546								
Petroleum Range Organics	**11.2**	mg/kg	8.6	5.5	1	09/02/17 01:35	09/06/17 15:20		
Surrogates									
o-Terphenyl (S)	85	%	62-109		1	09/02/17 01:35	09/06/17 15:20	84-15-1	
N-Pentatriacontane (S)	71	%	42-159		1	09/02/17 01:35	09/06/17 15:20	630-07-09	
6010 MET ICP	Analytical Method: EPA 6010 Preparation Method: EPA 3050								
Arsenic	**11.5**	mg/kg	0.54	0.27	1	09/05/17 08:27	09/05/17 18:58	7440-38-2	
Cadmium	**0.078**	mg/kg	0.054	0.027	1	09/05/17 08:27	09/05/17 18:58	7440-43-9	
Chromium	**8.6**	mg/kg	0.27	0.13	1	09/05/17 08:27	09/05/17 18:58	7440-47-3	
Copper	**2.9**	mg/kg	0.27	0.13	1	09/05/17 08:27	09/05/17 18:58	7440-50-8	
Lead	**2.1**	mg/kg	0.54	0.27	1	09/05/17 08:27	09/05/17 18:58	7439-92-1	
8270 MSSV Short List Microwave	Analytical Method: EPA 8270 Preparation Method: EPA 3546								
Acenaphthene	**0.013 U**	mg/kg	0.035	0.013	1	09/01/17 20:45	09/03/17 05:23	83-32-9	
Acenaphthylene	**0.062**	mg/kg	0.035	0.011	1	09/01/17 20:45	09/03/17 05:23	208-96-8	
Anthracene	**0.066**	mg/kg	0.035	0.011	1	09/01/17 20:45	09/03/17 05:23	120-12-7	
Benzo(a)anthracene	**0.50**	mg/kg	0.035	0.010	1	09/01/17 20:45	09/03/17 05:23	56-55-3	
Benzo(a)pyrene	**0.62**	mg/kg	0.035	0.0041	1	09/01/17 20:45	09/03/17 05:23	50-32-8	
Benzo(b)fluoranthene	**1.6**	mg/kg	0.035	0.026	1	09/01/17 20:45	09/03/17 05:23	205-99-2	
Benzo(g,h,i)perylene	**0.28**	mg/kg	0.035	0.013	1	09/01/17 20:45	09/03/17 05:23	191-24-2	
Benzo(k)fluoranthene	**0.0075 U**	mg/kg	0.035	0.0075	1	09/01/17 20:45	09/03/17 05:23	207-08-9	
Chrysene	**0.67**	mg/kg	0.035	0.012	1	09/01/17 20:45	09/03/17 05:23	218-01-9	
Dibenz(a,h)anthracene	**0.086**	mg/kg	0.035	0.018	1	09/01/17 20:45	09/03/17 05:23	53-70-3	
Fluoranthene	**0.53**	mg/kg	0.035	0.011	1	09/01/17 20:45	09/03/17 05:23	206-44-0	
Fluorene	**0.016 U**	mg/kg	0.035	0.016	1	09/01/17 20:45	09/03/17 05:23	86-73-7	
Indeno(1,2,3-cd)pyrene	**0.29**	mg/kg	0.035	0.018	1	09/01/17 20:45	09/03/17 05:23	193-39-5	
1-Methylnaphthalene	**0.012 U**	mg/kg	0.035	0.012	1	09/01/17 20:45	09/03/17 05:23	90-12-0	
2-Methylnaphthalene	**0.014 U**	mg/kg	0.035	0.014	1	09/01/17 20:45	09/03/17 05:23	91-57-6	
Naphthalene	**0.012 I**	mg/kg	0.035	0.011	1	09/01/17 20:45	09/03/17 05:23	91-20-3	
Phenanthrene	**0.040**	mg/kg	0.035	0.013	1	09/01/17 20:45	09/03/17 05:23	85-01-8	
Pyrene	**0.64**	mg/kg	0.035	0.018	1	09/01/17 20:45	09/03/17 05:23	129-00-0	
Surrogates									
Nitrobenzene-d5 (S)	70	%	16-123		1	09/01/17 20:45	09/03/17 05:23	4165-60-0	
2-Fluorobiphenyl (S)	72	%	32-129		1	09/01/17 20:45	09/03/17 05:23	321-60-8	
Terphenyl-d14 (S)	67	%	38-138		1	09/01/17 20:45	09/03/17 05:23	1718-51-0	
Percent Moisture	Analytical Method: ASTM D2974-87								
Percent Moisture	**4.7**	%	0.10	0.10	1		09/02/17 09:51		

This report shall not be reproduced, except in full,
without the written consent of Pace Analytical Services, LLC.

Pace Analytical Services, LLC
3610 Park Central Blvd N
Pompano Beach, FL 33064
954-582-4300

ANALYTICAL RESULTS

Project: Ludlum Trail
Pace Project No.: 35333605

Sample: SB-40 (0.5-2) **Lab ID: 35333605049** Collected: 08/29/17 16:33 Received: 08/30/17 15:30 Matrix: Solid

Results reported on a "dry weight" basis and are adjusted for percent moisture, sample size and any dilutions.

Parameters	Results	Units	PQL	MDL	DF	Prepared	Analyzed	CAS No.	Qual
FL-PRO Soil Microwave	Analytical Method: FL-PRO Preparation Method: EPA 3546								
Petroleum Range Organics	**66.2**	mg/kg	9.1	5.8	1	09/02/17 01:35	09/06/17 15:45		
Surrogates									
o-Terphenyl (S)	117	%	62-109		1	09/02/17 01:35	09/06/17 15:45	84-15-1	J(S5)
N-Pentatriacontane (S)	99	%	42-159		1	09/02/17 01:35	09/06/17 15:45	630-07-09	
6010 MET ICP	Analytical Method: EPA 6010 Preparation Method: EPA 3050								
Arsenic	**101**	mg/kg	0.62	0.31	1	09/05/17 08:27	09/05/17 19:03	7440-38-2	
Cadmium	**0.25**	mg/kg	0.062	0.031	1	09/05/17 08:27	09/05/17 19:03	7440-43-9	
Chromium	**21.8**	mg/kg	0.31	0.16	1	09/05/17 08:27	09/05/17 19:03	7440-47-3	
Copper	**8.2**	mg/kg	0.31	0.16	1	09/05/17 08:27	09/05/17 19:03	7440-50-8	
Lead	**9.8**	mg/kg	0.62	0.31	1	09/05/17 08:27	09/05/17 19:03	7439-92-1	
6010 MET ICP, SPLP	Analytical Method: EPA 6010 Preparation Method: EPA 3010 Leachate Method/Date: EPA 1312; 09/19/17 18:57								
Arsenic	**0.030**	mg/L	0.010	0.0050	1	09/21/17 17:00	09/22/17 19:10	7440-38-2	
8270 MSSV Short List Microwave	Analytical Method: EPA 8270 Preparation Method: EPA 3546								
Acenaphthene	**0.013 U**	mg/kg	0.036	0.013	1	09/01/17 20:45	09/03/17 05:46	83-32-9	
Acenaphthylene	**0.22**	mg/kg	0.036	0.011	1	09/01/17 20:45	09/03/17 05:46	208-96-8	
Anthracene	**0.20**	mg/kg	0.036	0.011	1	09/01/17 20:45	09/03/17 05:46	120-12-7	
Benzo(a)anthracene	**1.3**	mg/kg	0.036	0.011	1	09/01/17 20:45	09/03/17 05:46	56-55-3	
Benzo(a)pyrene	**1.6**	mg/kg	0.036	0.0043	1	09/01/17 20:45	09/03/17 05:46	50-32-8	
Benzo(b)fluoranthene	**3.3**	mg/kg	0.036	0.027	1	09/01/17 20:45	09/03/17 05:46	205-99-2	
Benzo(g,h,i)perylene	**0.78**	mg/kg	0.036	0.013	1	09/01/17 20:45	09/03/17 05:46	191-24-2	
Benzo(k)fluoranthene	**1.4**	mg/kg	0.036	0.0079	1	09/01/17 20:45	09/03/17 05:46	207-08-9	
Chrysene	**1.8**	mg/kg	0.036	0.013	1	09/01/17 20:45	09/03/17 05:46	218-01-9	
Dibenz(a,h)anthracene	**0.018 U**	mg/kg	0.036	0.018	1	09/01/17 20:45	09/03/17 05:46	53-70-3	
Fluoranthene	**1.5**	mg/kg	0.036	0.012	1	09/01/17 20:45	09/03/17 05:46	206-44-0	
Fluorene	**0.016 U**	mg/kg	0.036	0.016	1	09/01/17 20:45	09/03/17 05:46	86-73-7	
Indeno(1,2,3-cd)pyrene	**0.78**	mg/kg	0.036	0.018	1	09/01/17 20:45	09/03/17 05:46	193-39-5	
1-Methylnaphthalene	**0.024 I**	mg/kg	0.036	0.013	1	09/01/17 20:45	09/03/17 05:46	90-12-0	
2-Methylnaphthalene	**0.040**	mg/kg	0.036	0.015	1	09/01/17 20:45	09/03/17 05:46	91-57-6	
Naphthalene	**0.061**	mg/kg	0.036	0.012	1	09/01/17 20:45	09/03/17 05:46	91-20-3	
Phenanthrene	**0.13**	mg/kg	0.036	0.014	1	09/01/17 20:45	09/03/17 05:46	85-01-8	
Pyrene	**1.8**	mg/kg	0.036	0.018	1	09/01/17 20:45	09/03/17 05:46	129-00-0	
Surrogates									
Nitrobenzene-d5 (S)	71	%	16-123		1	09/01/17 20:45	09/03/17 05:46	4165-60-0	
2-Fluorobiphenyl (S)	76	%	32-129		1	09/01/17 20:45	09/03/17 05:46	321-60-8	
Terphenyl-d14 (S)	66	%	38-138		1	09/01/17 20:45	09/03/17 05:46	1718-51-0	
8270 MSSV PAH by SIM SPLP	Analytical Method: EPA 8270 by SIM Preparation Method: EPA 3510 Leachate Method/Date: EPA 1312; 09/19/17 18:57								
Acenaphthene	**0.025 U**	ug/L	0.50	0.025	1	09/22/17 11:30	09/26/17 07:02	83-32-9	Q
Acenaphthylene	**1.6**	ug/L	0.50	0.025	1	09/22/17 11:30	09/26/17 07:02	208-96-8	Q
Anthracene	**1.1**	ug/L	0.50	0.025	1	09/22/17 11:30	09/26/17 07:02	120-12-7	Q

This report shall not be reproduced, except in full,
without the written consent of Pace Analytical Services, LLC.

Pace Analytical Services, LLC
3610 Park Central Blvd N
Pompano Beach, FL 33064
954-582-4300

ANALYTICAL RESULTS

Project: Ludlum Trail
Pace Project No.: 35333605

Sample: SB-40 (0.5-2) **Lab ID: 35333605049** Collected: 08/29/17 16:33 Received: 08/30/17 15:30 Matrix: Solid

Results reported on a "dry weight" basis and are adjusted for percent moisture, sample size and any dilutions.

Parameters	Results	Units	PQL	MDL	DF	Prepared	Analyzed	CAS No.	Qual
8270 MSSV PAH by SIM SPLP	Analytical Method: EPA 8270 by SIM Preparation Method: EPA 3510								
	Leachate Method/Date: EPA 1312; 09/19/17 18:57								
Benzo(a)anthracene	**0.025 U**	ug/L	0.10	0.025	1	09/22/17 11:30	09/26/17 07:02	56-55-3	Q
Benzo(a)pyrene	**1.2**	ug/L	0.10	0.025	1	09/22/17 11:30	09/26/17 07:02	50-32-8	Q
Benzo(b)fluoranthene	**0.31**	ug/L	0.10	0.025	1	09/22/17 11:30	09/26/17 07:02	205-99-2	Q
Benzo(g,h,i)perylene	**1.2**	ug/L	0.50	0.028	1	09/22/17 11:30	09/26/17 07:02	191-24-2	Q
Benzo(k)fluoranthene	**0.025 U**	ug/L	0.50	0.025	1	09/22/17 11:30	09/26/17 07:02	207-08-9	Q
Chrysene	**0.064 I**	ug/L	0.50	0.025	1	09/22/17 11:30	09/26/17 07:02	218-01-9	Q
Dibenz(a,h)anthracene	**1.4**	ug/L	0.10	0.034	1	09/22/17 11:30	09/26/17 07:02	53-70-3	Q
Fluoranthene	**1.3**	ug/L	0.50	0.025	1	09/22/17 11:30	09/26/17 07:02	206-44-0	Q
Fluorene	**0.025 U**	ug/L	0.50	0.025	1	09/22/17 11:30	09/26/17 07:02	86-73-7	Q
Indeno(1,2,3-cd)pyrene	**1.4**	ug/L	0.10	0.029	1	09/22/17 11:30	09/26/17 07:02	193-39-5	Q
1-Methylnaphthalene	**1.0 U**	ug/L	2.0	1.0	1	09/22/17 11:30	09/26/17 07:02	90-12-0	Q
2-Methylnaphthalene	**1.0 U**	ug/L	2.0	1.0	1	09/22/17 11:30	09/26/17 07:02	91-57-6	Q
Naphthalene	**1.0 U**	ug/L	2.0	1.0	1	09/22/17 11:30	09/26/17 07:02	91-20-3	Q
Phenanthrene	**0.050 U**	ug/L	0.50	0.050	1	09/22/17 11:30	09/26/17 07:02	85-01-8	Q
Pyrene	**0.86**	ug/L	0.50	0.025	1	09/22/17 11:30	09/26/17 07:02	129-00-0	Q
Surrogates									
2-Fluorobiphenyl (S)	74	%	33-101		1	09/22/17 11:30	09/26/17 07:02	321-60-8	
Terphenyl-d14 (S)	77	%	38-115		1	09/22/17 11:30	09/26/17 07:02	1718-51-0	
Percent Moisture	Analytical Method: ASTM D2974-87								
Percent Moisture	**9.2**	%	0.10	0.10	1		09/02/17 09:51		

This report shall not be reproduced, except in full,
without the written consent of Pace Analytical Services, LLC.

Pace Analytical Services, LLC
3610 Park Central Blvd N
Pompano Beach, FL 33064
954-582-4300

ANALYTICAL RESULTS

Project: Ludlum Trail
Pace Project No.: 35333605

Sample: SB-40 (2-4) **Lab ID: 35333605050** Collected: 08/29/17 16:36 Received: 08/30/17 15:30 Matrix: Solid

Results reported on a "dry weight" basis and are adjusted for percent moisture, sample size and any dilutions.

Parameters	Results	Units	PQL	MDL	DF	Prepared	Analyzed	CAS No.	Qual
Percent Moisture	Analytical Method: ASTM D2974-87								
Percent Moisture	**12.3**	%	0.10	0.10	1		09/02/17 09:51		

This report shall not be reproduced, except in full,
without the written consent of Pace Analytical Services, LLC.

Pace Analytical Services, LLC
3610 Park Central Blvd N
Pompano Beach, FL 33064
954-582-4300

ANALYTICAL RESULTS

Project: Ludlum Trail
Pace Project No.: 35333605

Sample: SB-40 (4-6) **Lab ID: 35333605051** Collected: 08/29/17 16:39 Received: 08/30/17 15:30 Matrix: Solid

Results reported on a "dry weight" basis and are adjusted for percent moisture, sample size and any dilutions.

Parameters	Results	Units	PQL	MDL	DF	Prepared	Analyzed	CAS No.	Qual
6010 MET ICP	Analytical Method: EPA 6010 Preparation Method: EPA 3050								
Arsenic	**1.2**	mg/kg	0.67	0.34	1	09/18/17 11:45	09/19/17 04:59	7440-38-2	
8270 MSSV Short List Microwave	Analytical Method: EPA 8270 Preparation Method: EPA 3546								
Acenaphthene	**0.027 U**	mg/kg	0.075	0.027	1	09/14/17 23:00	09/16/17 00:13	83-32-9	Q
Acenaphthylene	**0.023 U**	mg/kg	0.075	0.023	1	09/14/17 23:00	09/16/17 00:13	208-96-8	Q
Anthracene	**0.023 U**	mg/kg	0.075	0.023	1	09/14/17 23:00	09/16/17 00:13	120-12-7	Q
Benzo(a)anthracene	**0.022 U**	mg/kg	0.075	0.022	1	09/14/17 23:00	09/16/17 00:13	56-55-3	Q
Benzo(a)pyrene	**0.0088 U**	mg/kg	0.075	0.0088	1	09/14/17 23:00	09/16/17 00:13	50-32-8	Q
Benzo(b)fluoranthene	**0.056 U**	mg/kg	0.075	0.056	1	09/14/17 23:00	09/16/17 00:13	205-99-2	Q
Benzo(g,h,i)perylene	**0.027 U**	mg/kg	0.075	0.027	1	09/14/17 23:00	09/16/17 00:13	191-24-2	Q
Benzo(k)fluoranthene	**0.016 U**	mg/kg	0.075	0.016	1	09/14/17 23:00	09/16/17 00:13	207-08-9	Q
Chrysene	**0.027 U**	mg/kg	0.075	0.027	1	09/14/17 23:00	09/16/17 00:13	218-01-9	Q
Dibenz(a,h)anthracene	**0.038 U**	mg/kg	0.075	0.038	1	09/14/17 23:00	09/16/17 00:13	53-70-3	Q
Fluoranthene	**0.024 U**	mg/kg	0.075	0.024	1	09/14/17 23:00	09/16/17 00:13	206-44-0	Q
Fluorene	**0.034 U**	mg/kg	0.075	0.034	1	09/14/17 23:00	09/16/17 00:13	86-73-7	Q
Indeno(1,2,3-cd)pyrene	**0.038 U**	mg/kg	0.075	0.038	1	09/14/17 23:00	09/16/17 00:13	193-39-5	Q
1-Methylnaphthalene	**0.026 U**	mg/kg	0.075	0.026	1	09/14/17 23:00	09/16/17 00:13	90-12-0	Q
2-Methylnaphthalene	**0.030 U**	mg/kg	0.075	0.030	1	09/14/17 23:00	09/16/17 00:13	91-57-6	Q
Naphthalene	**0.024 U**	mg/kg	0.075	0.024	1	09/14/17 23:00	09/16/17 00:13	91-20-3	Q
Phenanthrene	**0.028 U**	mg/kg	0.075	0.028	1	09/14/17 23:00	09/16/17 00:13	85-01-8	Q
Pyrene	**0.038 U**	mg/kg	0.075	0.038	1	09/14/17 23:00	09/16/17 00:13	129-00-0	CU,Q
Surrogates									
Nitrobenzene-d5 (S)	50	%	16-123		1	09/14/17 23:00	09/16/17 00:13	4165-60-0	
2-Fluorobiphenyl (S)	79	%	32-129		1	09/14/17 23:00	09/16/17 00:13	321-60-8	
Terphenyl-d14 (S)	77	%	38-138		1	09/14/17 23:00	09/16/17 00:13	1718-51-0	
Percent Moisture	Analytical Method: ASTM D2974-87								
Percent Moisture	**11.8**	%	0.10	0.10	1		09/02/17 09:51		

This report shall not be reproduced, except in full,
without the written consent of Pace Analytical Services, LLC.

Pace Analytical Services, LLC
3610 Park Central Blvd N
Pompano Beach, FL 33064
954-582-4300

ANALYTICAL RESULTS

Project: Ludlum Trail
Pace Project No.: 35333605

Sample: SB-42 (0-0.5) **Lab ID: 35333605052** Collected: 08/29/17 16:10 Received: 08/30/17 15:30 Matrix: Solid

Results reported on a "dry weight" basis and are adjusted for percent moisture, sample size and any dilutions.

Parameters	Results	Units	PQL	MDL	DF	Prepared	Analyzed	CAS No.	Qual
FL-PRO Soil Microwave	Analytical Method: FL-PRO Preparation Method: EPA 3546								
Petroleum Range Organics	**9.6**	mg/kg	8.6	5.5	1	09/02/17 01:35	09/06/17 15:45		
Surrogates									
o-Terphenyl (S)	77	%	62-109		1	09/02/17 01:35	09/06/17 15:45	84-15-1	
N-Pentatriacontane (S)	71	%	42-159		1	09/02/17 01:35	09/06/17 15:45	630-07-09	
6010 MET ICP	Analytical Method: EPA 6010 Preparation Method: EPA 3050								
Arsenic	**2.1**	mg/kg	0.62	0.31	1	09/05/17 08:27	09/05/17 19:09	7440-38-2	
Cadmium	**0.066**	mg/kg	0.062	0.031	1	09/05/17 08:27	09/05/17 19:09	7440-43-9	
Chromium	**6.9**	mg/kg	0.31	0.16	1	09/05/17 08:27	09/05/17 19:09	7440-47-3	
Copper	**1.2**	mg/kg	0.31	0.16	1	09/05/17 08:27	09/05/17 19:09	7440-50-8	
Lead	**0.89**	mg/kg	0.62	0.31	1	09/05/17 08:27	09/05/17 19:09	7439-92-1	
8270 MSSV Short List Microwave	Analytical Method: EPA 8270 Preparation Method: EPA 3546								
Acenaphthene	**0.025 U**	mg/kg	0.069	0.025	1	09/02/17 04:00	09/05/17 16:45	83-32-9	D3
Acenaphthylene	**0.021 U**	mg/kg	0.069	0.021	1	09/02/17 04:00	09/05/17 16:45	208-96-8	D3
Anthracene	**0.021 U**	mg/kg	0.069	0.021	1	09/02/17 04:00	09/05/17 16:45	120-12-7	D3
Benzo(a)anthracene	**0.037 I**	mg/kg	0.069	0.020	1	09/02/17 04:00	09/05/17 16:45	56-55-3	D3
Benzo(a)pyrene	**0.034 I**	mg/kg	0.069	0.0081	1	09/02/17 04:00	09/05/17 16:45	50-32-8	D3
Benzo(b)fluoranthene	**0.062 I**	mg/kg	0.069	0.052	1	09/02/17 04:00	09/05/17 16:45	205-99-2	D3
Benzo(g,h,i)perylene	**0.036 I**	mg/kg	0.069	0.025	1	09/02/17 04:00	09/05/17 16:45	191-24-2	D3
Benzo(k)fluoranthene	**0.036 I**	mg/kg	0.069	0.015	1	09/02/17 04:00	09/05/17 16:45	207-08-9	D3
Chrysene	**0.042 I**	mg/kg	0.069	0.025	1	09/02/17 04:00	09/05/17 16:45	218-01-9	D3
Dibenz(a,h)anthracene	**0.035 U**	mg/kg	0.069	0.035	1	09/02/17 04:00	09/05/17 16:45	53-70-3	D3
Fluoranthene	**0.043 I**	mg/kg	0.069	0.023	1	09/02/17 04:00	09/05/17 16:45	206-44-0	D3
Fluorene	**0.031 U**	mg/kg	0.069	0.031	1	09/02/17 04:00	09/05/17 16:45	86-73-7	D3
Indeno(1,2,3-cd)pyrene	**0.035 U**	mg/kg	0.069	0.035	1	09/02/17 04:00	09/05/17 16:45	193-39-5	D3
1-Methylnaphthalene	**0.024 U**	mg/kg	0.069	0.024	1	09/02/17 04:00	09/05/17 16:45	90-12-0	D3
2-Methylnaphthalene	**0.028 U**	mg/kg	0.069	0.028	1	09/02/17 04:00	09/05/17 16:45	91-57-6	D3
Naphthalene	**0.022 U**	mg/kg	0.069	0.022	1	09/02/17 04:00	09/05/17 16:45	91-20-3	D3
Phenanthrene	**0.026 U**	mg/kg	0.069	0.026	1	09/02/17 04:00	09/05/17 16:45	85-01-8	D3
Pyrene	**0.053 I**	mg/kg	0.069	0.035	1	09/02/17 04:00	09/05/17 16:45	129-00-0	D3
Surrogates									
Nitrobenzene-d5 (S)	66	%	16-123		1	09/02/17 04:00	09/05/17 16:45	4165-60-0	
2-Fluorobiphenyl (S)	70	%	32-129		1	09/02/17 04:00	09/05/17 16:45	321-60-8	
Terphenyl-d14 (S)	95	%	38-138		1	09/02/17 04:00	09/05/17 16:45	1718-51-0	
Percent Moisture	Analytical Method: ASTM D2974-87								
Percent Moisture	**4.4**	%	0.10	0.10	1		09/02/17 09:51		

This report shall not be reproduced, except in full,
without the written consent of Pace Analytical Services, LLC.

Pace Analytical Services, LLC
3610 Park Central Blvd N
Pompano Beach, FL 33064
954-582-4300

ANALYTICAL RESULTS

Project: Ludlum Trail
Pace Project No.: 35333605

Sample: SB-42 (0.5-2) **Lab ID: 35333605053** Collected: 08/29/17 16:13 Received: 08/30/17 15:30 Matrix: Solid

Results reported on a "dry weight" basis and are adjusted for percent moisture, sample size and any dilutions.

Parameters	Results	Units	PQL	MDL	DF	Prepared	Analyzed	CAS No.	Qual
FL-PRO Soil Microwave	Analytical Method: FL-PRO Preparation Method: EPA 3546								
Petroleum Range Organics	**76.3**	mg/kg	9.0	5.7	1	09/02/17 01:35	09/06/17 16:33		
Surrogates									
o-Terphenyl (S)	106	%	62-109		1	09/02/17 01:35	09/06/17 16:33	84-15-1	
N-Pentatriacontane (S)	87	%	42-159		1	09/02/17 01:35	09/06/17 16:33	630-07-09	
6010 MET ICP	Analytical Method: EPA 6010 Preparation Method: EPA 3050								
Arsenic	**76.3**	mg/kg	0.58	0.29	1	09/05/17 08:27	09/05/17 19:14	7440-38-2	
Cadmium	**0.19**	mg/kg	0.058	0.029	1	09/05/17 08:27	09/05/17 19:14	7440-43-9	
Chromium	**20.9**	mg/kg	0.29	0.15	1	09/05/17 08:27	09/05/17 19:14	7440-47-3	
Copper	**3.3**	mg/kg	0.29	0.15	1	09/05/17 08:27	09/05/17 19:14	7440-50-8	
Lead	**6.6**	mg/kg	0.58	0.29	1	09/05/17 08:27	09/05/17 19:14	7439-92-1	
6010 MET ICP, SPLP	Analytical Method: EPA 6010 Preparation Method: EPA 3010 Leachate Method/Date: EPA 1312; 09/19/17 18:57								
Arsenic	**0.039**	mg/L	0.010	0.0050	1	09/21/17 17:00	09/22/17 19:15	7440-38-2	
8270 MSSV Short List Microwave	Analytical Method: EPA 8270 Preparation Method: EPA 3546								
Acenaphthene	**0.026 U**	mg/kg	0.071	0.026	1	09/02/17 04:00	09/05/17 17:08	83-32-9	D3
Acenaphthylene	**0.17**	mg/kg	0.071	0.022	1	09/02/17 04:00	09/05/17 17:08	208-96-8	D3
Anthracene	**0.24**	mg/kg	0.071	0.022	1	09/02/17 04:00	09/05/17 17:08	120-12-7	D3
Benzo(a)anthracene	**2.1**	mg/kg	0.071	0.021	1	09/02/17 04:00	09/05/17 17:08	56-55-3	D3
Benzo(a)pyrene	**2.1**	mg/kg	0.071	0.0084	1	09/02/17 04:00	09/05/17 17:08	50-32-8	D3
Benzo(b)fluoranthene	**4.4**	mg/kg	0.071	0.054	1	09/02/17 04:00	09/05/17 17:08	205-99-2	D3
Benzo(g,h,i)perylene	**2.0**	mg/kg	0.071	0.026	1	09/02/17 04:00	09/05/17 17:08	191-24-2	D3
Benzo(k)fluoranthene	**1.3**	mg/kg	0.071	0.015	1	09/02/17 04:00	09/05/17 17:08	207-08-9	D3
Chrysene	**2.4**	mg/kg	0.071	0.026	1	09/02/17 04:00	09/05/17 17:08	218-01-9	D3
Dibenz(a,h)anthracene	**0.47**	mg/kg	0.071	0.036	1	09/02/17 04:00	09/05/17 17:08	53-70-3	D3
Fluoranthene	**2.8**	mg/kg	0.071	0.023	1	09/02/17 04:00	09/05/17 17:08	206-44-0	D3
Fluorene	**0.032 U**	mg/kg	0.071	0.032	1	09/02/17 04:00	09/05/17 17:08	86-73-7	D3
Indeno(1,2,3-cd)pyrene	**1.6**	mg/kg	0.071	0.036	1	09/02/17 04:00	09/05/17 17:08	193-39-5	D3
1-Methylnaphthalene	**0.025 U**	mg/kg	0.071	0.025	1	09/02/17 04:00	09/05/17 17:08	90-12-0	D3
2-Methylnaphthalene	**0.029 U**	mg/kg	0.071	0.029	1	09/02/17 04:00	09/05/17 17:08	91-57-6	D3
Naphthalene	**0.023 U**	mg/kg	0.071	0.023	1	09/02/17 04:00	09/05/17 17:08	91-20-3	D3
Phenanthrene	**0.16**	mg/kg	0.071	0.027	1	09/02/17 04:00	09/05/17 17:08	85-01-8	D3
Pyrene	**3.4**	mg/kg	0.071	0.036	1	09/02/17 04:00	09/05/17 17:08	129-00-0	D3
Surrogates									
Nitrobenzene-d5 (S)	64	%	16-123		1	09/02/17 04:00	09/05/17 17:08	4165-60-0	
2-Fluorobiphenyl (S)	76	%	32-129		1	09/02/17 04:00	09/05/17 17:08	321-60-8	
Terphenyl-d14 (S)	78	%	38-138		1	09/02/17 04:00	09/05/17 17:08	1718-51-0	
8270 MSSV PAH by SIM SPLP	Analytical Method: EPA 8270 by SIM Preparation Method: EPA 3510 Leachate Method/Date: EPA 1312; 09/19/17 18:57								
Acenaphthene	**0.025 U**	ug/L	0.50	0.025	1	09/22/17 11:30	09/26/17 07:25	83-32-9	Q
Acenaphthylene	**1.6**	ug/L	0.50	0.025	1	09/22/17 11:30	09/26/17 07:25	208-96-8	Q
Anthracene	**1.1**	ug/L	0.50	0.025	1	09/22/17 11:30	09/26/17 07:25	120-12-7	Q

This report shall not be reproduced, except in full,
without the written consent of Pace Analytical Services, LLC.

Pace Analytical Services, LLC
3610 Park Central Blvd N
Pompano Beach, FL 33064
954-582-4300

ANALYTICAL RESULTS

Project: Ludlum Trail
Pace Project No.: 35333605

Sample: SB-42 (0.5-2) **Lab ID: 35333605053** Collected: 08/29/17 16:13 Received: 08/30/17 15:30 Matrix: Solid

Results reported on a "dry weight" basis and are adjusted for percent moisture, sample size and any dilutions.

Parameters	Results	Units	PQL	MDL	DF	Prepared	Analyzed	CAS No.	Qual
8270 MSSV PAH by SIM SPLP	Analytical Method: EPA 8270 by SIM Preparation Method: EPA 3510								
	Leachate Method/Date: EPA 1312; 09/19/17 18:57								
Benzo(a)anthracene	**0.025 U**	ug/L	0.10	0.025	1	09/22/17 11:30	09/26/17 07:25	56-55-3	Q
Benzo(a)pyrene	**1.2**	ug/L	0.10	0.025	1	09/22/17 11:30	09/26/17 07:25	50-32-8	Q
Benzo(b)fluoranthene	**0.40**	ug/L	0.10	0.025	1	09/22/17 11:30	09/26/17 07:25	205-99-2	Q
Benzo(g,h,i)perylene	**1.3**	ug/L	0.50	0.028	1	09/22/17 11:30	09/26/17 07:25	191-24-2	Q
Benzo(k)fluoranthene	**0.025 U**	ug/L	0.50	0.025	1	09/22/17 11:30	09/26/17 07:25	207-08-9	Q
Chrysene	**0.025 U**	ug/L	0.50	0.025	1	09/22/17 11:30	09/26/17 07:25	218-01-9	Q
Dibenz(a,h)anthracene	**0.034 U**	ug/L	0.10	0.034	1	09/22/17 11:30	09/26/17 07:25	53-70-3	Q
Fluoranthene	**1.3**	ug/L	0.50	0.025	1	09/22/17 11:30	09/26/17 07:25	206-44-0	Q
Fluorene	**0.025 U**	ug/L	0.50	0.025	1	09/22/17 11:30	09/26/17 07:25	86-73-7	Q
Indeno(1,2,3-cd)pyrene	**1.4**	ug/L	0.10	0.029	1	09/22/17 11:30	09/26/17 07:25	193-39-5	Q
1-Methylnaphthalene	**1.0 U**	ug/L	2.0	1.0	1	09/22/17 11:30	09/26/17 07:25	90-12-0	Q
2-Methylnaphthalene	**1.0 U**	ug/L	2.0	1.0	1	09/22/17 11:30	09/26/17 07:25	91-57-6	Q
Naphthalene	**1.0 U**	ug/L	2.0	1.0	1	09/22/17 11:30	09/26/17 07:25	91-20-3	Q
Phenanthrene	**0.050 U**	ug/L	0.50	0.050	1	09/22/17 11:30	09/26/17 07:25	85-01-8	Q
Pyrene	**0.89**	ug/L	0.50	0.025	1	09/22/17 11:30	09/26/17 07:25	129-00-0	Q
Surrogates									
2-Fluorobiphenyl (S)	66	%	33-101		1	09/22/17 11:30	09/26/17 07:25	321-60-8	
Terphenyl-d14 (S)	67	%	38-115		1	09/22/17 11:30	09/26/17 07:25	1718-51-0	
Percent Moisture	Analytical Method: ASTM D2974-87								
Percent Moisture	**8.0**	%	0.10	0.10	1		09/02/17 09:51		

This report shall not be reproduced, except in full,
without the written consent of Pace Analytical Services, LLC.

Pace Analytical Services, LLC
3610 Park Central Blvd N
Pompano Beach, FL 33064
954-582-4300

ANALYTICAL RESULTS

Project: Ludlum Trail
Pace Project No.: 35333605

Sample: SB-42 (2-4) **Lab ID: 35333605054** Collected: 08/29/17 16:16 Received: 08/30/17 15:30 Matrix: Solid

Results reported on a "dry weight" basis and are adjusted for percent moisture, sample size and any dilutions.

Parameters	Results	Units	PQL	MDL	DF	Prepared	Analyzed	CAS No.	Qual
Percent Moisture	Analytical Method: ASTM D2974-87								
Percent Moisture	**8.8**	%	0.10	0.10	1		09/02/17 09:51		

This report shall not be reproduced, except in full,
without the written consent of Pace Analytical Services, LLC.

Pace Analytical Services, LLC
3610 Park Central Blvd N
Pompano Beach, FL 33064
954-582-4300

ANALYTICAL RESULTS

Project: Ludlum Trail
Pace Project No.: 35333605

Sample: SB-42 (4-6) **Lab ID: 35333605055** Collected: 08/29/17 16:19 Received: 08/30/17 15:30 Matrix: Solid

Results reported on a "dry weight" basis and are adjusted for percent moisture, sample size and any dilutions.

Parameters	Results	Units	PQL	MDL	DF	Prepared	Analyzed	CAS No.	Qual
6010 MET ICP	Analytical Method: EPA 6010 Preparation Method: EPA 3050								
Arsenic	**0.63 I**	mg/kg	0.68	0.34	1	09/18/17 11:45	09/19/17 05:03	7440-38-2	
8270 MSSV Short List Microwave	Analytical Method: EPA 8270 Preparation Method: EPA 3546								
Acenaphthene	**0.027 U**	mg/kg	0.073	0.027	1	09/14/17 23:00	09/16/17 00:35	83-32-9	Q
Acenaphthylene	**0.023 U**	mg/kg	0.073	0.023	1	09/14/17 23:00	09/16/17 00:35	208-96-8	Q
Anthracene	**0.022 U**	mg/kg	0.073	0.022	1	09/14/17 23:00	09/16/17 00:35	120-12-7	Q
Benzo(a)anthracene	**0.021 U**	mg/kg	0.073	0.021	1	09/14/17 23:00	09/16/17 00:35	56-55-3	Q
Benzo(a)pyrene	**0.0085 U**	mg/kg	0.073	0.0085	1	09/14/17 23:00	09/16/17 00:35	50-32-8	Q
Benzo(b)fluoranthene	**0.055 U**	mg/kg	0.073	0.055	1	09/14/17 23:00	09/16/17 00:35	205-99-2	Q
Benzo(g,h,i)perylene	**0.026 U**	mg/kg	0.073	0.026	1	09/14/17 23:00	09/16/17 00:35	191-24-2	Q
Benzo(k)fluoranthene	**0.016 U**	mg/kg	0.073	0.016	1	09/14/17 23:00	09/16/17 00:35	207-08-9	Q
Chrysene	**0.026 U**	mg/kg	0.073	0.026	1	09/14/17 23:00	09/16/17 00:35	218-01-9	Q
Dibenz(a,h)anthracene	**0.037 U**	mg/kg	0.073	0.037	1	09/14/17 23:00	09/16/17 00:35	53-70-3	Q
Fluoranthene	**0.024 U**	mg/kg	0.073	0.024	1	09/14/17 23:00	09/16/17 00:35	206-44-0	Q
Fluorene	**0.033 U**	mg/kg	0.073	0.033	1	09/14/17 23:00	09/16/17 00:35	86-73-7	Q
Indeno(1,2,3-cd)pyrene	**0.037 U**	mg/kg	0.073	0.037	1	09/14/17 23:00	09/16/17 00:35	193-39-5	Q
1-Methylnaphthalene	**0.026 U**	mg/kg	0.073	0.026	1	09/14/17 23:00	09/16/17 00:35	90-12-0	Q
2-Methylnaphthalene	**0.030 U**	mg/kg	0.073	0.030	1	09/14/17 23:00	09/16/17 00:35	91-57-6	Q
Naphthalene	**0.024 U**	mg/kg	0.073	0.024	1	09/14/17 23:00	09/16/17 00:35	91-20-3	Q
Phenanthrene	**0.028 U**	mg/kg	0.073	0.028	1	09/14/17 23:00	09/16/17 00:35	85-01-8	Q
Pyrene	**0.037 U**	mg/kg	0.073	0.037	1	09/14/17 23:00	09/16/17 00:35	129-00-0	CU,Q
Surrogates									
Nitrobenzene-d5 (S)	62	%	16-123		1	09/14/17 23:00	09/16/17 00:35	4165-60-0	
2-Fluorobiphenyl (S)	104	%	32-129		1	09/14/17 23:00	09/16/17 00:35	321-60-8	
Terphenyl-d14 (S)	91	%	38-138		1	09/14/17 23:00	09/16/17 00:35	1718-51-0	
Percent Moisture	Analytical Method: ASTM D2974-87								
Percent Moisture	**9.2**	%	0.10	0.10	1		09/02/17 09:52		

This report shall not be reproduced, except in full,
without the written consent of Pace Analytical Services, LLC.

Pace Analytical Services, LLC
3610 Park Central Blvd N
Pompano Beach, FL 33064
954-582-4300

ANALYTICAL RESULTS

Project: Ludlum Trail
Pace Project No.: 35333605

Sample: SB-44 (0-0.5) **Lab ID: 35333605056** Collected: 08/29/17 15:52 Received: 08/30/17 15:30 Matrix: Solid

Results reported on a "dry weight" basis and are adjusted for percent moisture, sample size and any dilutions.

Parameters	Results	Units	PQL	MDL	DF	Prepared	Analyzed	CAS No.	Qual
FL-PRO Soil Microwave	Analytical Method: FL-PRO Preparation Method: EPA 3546								
Petroleum Range Organics	**147**	mg/kg	8.8	5.6	1	09/02/17 01:35	09/07/17 05:01		
Surrogates									
o-Terphenyl (S)	105	%	62-109		1	09/02/17 01:35	09/07/17 05:01	84-15-1	
N-Pentatriacontane (S)	108	%	42-159		1	09/02/17 01:35	09/07/17 05:01	630-07-09	
6010 MET ICP	Analytical Method: EPA 6010 Preparation Method: EPA 3050								
Arsenic	**44.0**	mg/kg	0.55	0.27	1	09/05/17 08:27	09/05/17 19:19	7440-38-2	
Cadmium	**0.22**	mg/kg	0.055	0.027	1	09/05/17 08:27	09/05/17 19:19	7440-43-9	
Chromium	**10.2**	mg/kg	0.27	0.14	1	09/05/17 08:27	09/05/17 19:19	7440-47-3	
Copper	**9.3**	mg/kg	0.27	0.14	1	09/05/17 08:27	09/05/17 19:19	7440-50-8	
Lead	**15.9**	mg/kg	0.55	0.27	1	09/05/17 08:27	09/05/17 19:19	7439-92-1	
6010 MET ICP, SPLP	Analytical Method: EPA 6010 Preparation Method: EPA 3010 Leachate Method/Date: EPA 1312; 09/19/17 18:57								
Arsenic	**0.016**	mg/L	0.010	0.0050	1	09/21/17 17:00	09/22/17 19:19	7440-38-2	
8270 MSSV Short List Microwave	Analytical Method: EPA 8270 Preparation Method: EPA 3546								
Acenaphthene	**0.030 I**	mg/kg	0.070	0.026	1	09/02/17 04:00	09/05/17 17:31	83-32-9	D3
Acenaphthylene	**0.74**	mg/kg	0.070	0.022	1	09/02/17 04:00	09/05/17 17:31	208-96-8	D3
Anthracene	**0.51**	mg/kg	0.070	0.021	1	09/02/17 04:00	09/05/17 17:31	120-12-7	D3
Benzo(a)anthracene	**4.6**	mg/kg	0.070	0.020	1	09/02/17 04:00	09/05/17 17:31	56-55-3	D3
Benzo(a)pyrene	**5.8**	mg/kg	0.070	0.0082	1	09/02/17 04:00	09/05/17 17:31	50-32-8	D3
Benzo(b)fluoranthene	**16.9**	mg/kg	0.35	0.26	5	09/02/17 04:00	09/07/17 14:06	205-99-2	D3
Benzo(g,h,i)perylene	**4.6**	mg/kg	0.070	0.025	1	09/02/17 04:00	09/05/17 17:31	191-24-2	D3
Benzo(k)fluoranthene	**0.015 U**	mg/kg	0.070	0.015	1	09/02/17 04:00	09/05/17 17:31	207-08-9	D3
Chrysene	**5.7**	mg/kg	0.070	0.025	1	09/02/17 04:00	09/05/17 17:31	218-01-9	D3
Dibenz(a,h)anthracene	**1.2**	mg/kg	0.070	0.035	1	09/02/17 04:00	09/05/17 17:31	53-70-3	D3
Fluoranthene	**6.7**	mg/kg	0.070	0.023	1	09/02/17 04:00	09/05/17 17:31	206-44-0	D3
Fluorene	**0.038 I**	mg/kg	0.070	0.032	1	09/02/17 04:00	09/05/17 17:31	86-73-7	D3
Indeno(1,2,3-cd)pyrene	**4.2**	mg/kg	0.070	0.035	1	09/02/17 04:00	09/05/17 17:31	193-39-5	D3
1-Methylnaphthalene	**0.025 U**	mg/kg	0.070	0.025	1	09/02/17 04:00	09/05/17 17:31	90-12-0	D3
2-Methylnaphthalene	**0.028 U**	mg/kg	0.070	0.028	1	09/02/17 04:00	09/05/17 17:31	91-57-6	D3
Naphthalene	**0.042 I**	mg/kg	0.070	0.023	1	09/02/17 04:00	09/05/17 17:31	91-20-3	D3
Phenanthrene	**0.81**	mg/kg	0.070	0.026	1	09/02/17 04:00	09/05/17 17:31	85-01-8	D3
Pyrene	**9.7**	mg/kg	0.35	0.18	5	09/02/17 04:00	09/07/17 14:06	129-00-0	D3
Surrogates									
Nitrobenzene-d5 (S)	59	%	16-123		1	09/02/17 04:00	09/05/17 17:31	4165-60-0	
2-Fluorobiphenyl (S)	73	%	32-129		1	09/02/17 04:00	09/05/17 17:31	321-60-8	
Terphenyl-d14 (S)	72	%	38-138		1	09/02/17 04:00	09/05/17 17:31	1718-51-0	
8270 MSSV PAH by SIM SPLP	Analytical Method: EPA 8270 by SIM Preparation Method: EPA 3510 Leachate Method/Date: EPA 1312; 09/19/17 18:57								
Acenaphthene	**0.025 U**	ug/L	0.50	0.025	1	09/22/17 11:30	09/26/17 07:47	83-32-9	Q
Acenaphthylene	**1.6**	ug/L	0.50	0.025	1	09/22/17 11:30	09/26/17 07:47	208-96-8	Q
Anthracene	**1.1**	ug/L	0.50	0.025	1	09/22/17 11:30	09/26/17 07:47	120-12-7	Q

This report shall not be reproduced, except in full,
without the written consent of Pace Analytical Services, LLC.

Pace Analytical Services, LLC
3610 Park Central Blvd N
Pompano Beach, FL 33064
954-582-4300

ANALYTICAL RESULTS

Project: Ludlum Trail
Pace Project No.: 35333605

Sample: SB-44 (0-0.5) **Lab ID: 35333605056** Collected: 08/29/17 15:52 Received: 08/30/17 15:30 Matrix: Solid

Results reported on a "dry weight" basis and are adjusted for percent moisture, sample size and any dilutions.

Parameters	Results	Units	PQL	MDL	DF	Prepared	Analyzed	CAS No.	Qual
8270 MSSV PAH by SIM SPLP	Analytical Method: EPA 8270 by SIM Preparation Method: EPA 3510								
	Leachate Method/Date: EPA 1312; 09/19/17 18:57								
Benzo(a)anthracene	**0.025 U**	ug/L	0.10	0.025	1	09/22/17 11:30	09/26/17 07:47	56-55-3	Q
Benzo(a)pyrene	**1.2**	ug/L	0.10	0.025	1	09/22/17 11:30	09/26/17 07:47	50-32-8	Q
Benzo(b)fluoranthene	**0.26**	ug/L	0.10	0.025	1	09/22/17 11:30	09/26/17 07:47	205-99-2	Q
Benzo(g,h,i)perylene	**1.2**	ug/L	0.50	0.028	1	09/22/17 11:30	09/26/17 07:47	191-24-2	Q
Benzo(k)fluoranthene	**0.025 U**	ug/L	0.50	0.025	1	09/22/17 11:30	09/26/17 07:47	207-08-9	Q
Chrysene	**0.025 U**	ug/L	0.50	0.025	1	09/22/17 11:30	09/26/17 07:47	218-01-9	Q
Dibenz(a,h)anthracene	**0.034 U**	ug/L	0.10	0.034	1	09/22/17 11:30	09/26/17 07:47	53-70-3	Q
Fluoranthene	**1.3**	ug/L	0.50	0.025	1	09/22/17 11:30	09/26/17 07:47	206-44-0	Q
Fluorene	**0.025 U**	ug/L	0.50	0.025	1	09/22/17 11:30	09/26/17 07:47	86-73-7	Q
Indeno(1,2,3-cd)pyrene	**0.029 U**	ug/L	0.10	0.029	1	09/22/17 11:30	09/26/17 07:47	193-39-5	Q
1-Methylnaphthalene	**1.0 U**	ug/L	2.0	1.0	1	09/22/17 11:30	09/26/17 07:47	90-12-0	Q
2-Methylnaphthalene	**1.0 U**	ug/L	2.0	1.0	1	09/22/17 11:30	09/26/17 07:47	91-57-6	Q
Naphthalene	**1.0 U**	ug/L	2.0	1.0	1	09/22/17 11:30	09/26/17 07:47	91-20-3	Q
Phenanthrene	**0.050 U**	ug/L	0.50	0.050	1	09/22/17 11:30	09/26/17 07:47	85-01-8	Q
Pyrene	**0.86**	ug/L	0.50	0.025	1	09/22/17 11:30	09/26/17 07:47	129-00-0	Q
Surrogates									
2-Fluorobiphenyl (S)	71	%	33-101		1	09/22/17 11:30	09/26/17 07:47	321-60-8	
Terphenyl-d14 (S)	73	%	38-115		1	09/22/17 11:30	09/26/17 07:47	1718-51-0	
Percent Moisture	Analytical Method: ASTM D2974-87								
Percent Moisture	**6.3**	%	0.10	0.10	1		09/02/17 09:52		

This report shall not be reproduced, except in full,
without the written consent of Pace Analytical Services, LLC.

Pace Analytical Services, LLC
3610 Park Central Blvd N
Pompano Beach, FL 33064
954-582-4300

ANALYTICAL RESULTS

Project: Ludlum Trail
Pace Project No.: 35333605

Sample: SB-44 (0.5-2) **Lab ID: 35333605057** Collected: 08/29/17 15:55 Received: 08/30/17 15:30 Matrix: Solid

Results reported on a "dry weight" basis and are adjusted for percent moisture, sample size and any dilutions.

Parameters	Results	Units	PQL	MDL	DF	Prepared	Analyzed	CAS No.	Qual
FL-PRO Soil Microwave	Analytical Method: FL-PRO Preparation Method: EPA 3546								
Petroleum Range Organics	**5.9 U**	mg/kg	9.3	5.9	1	09/02/17 01:35	09/06/17 16:57		
Surrogates									
o-Terphenyl (S)	118	%	62-109		1	09/02/17 01:35	09/06/17 16:57	84-15-1	S3
N-Pentatriacontane (S)	84	%	42-159		1	09/02/17 01:35	09/06/17 16:57	630-07-09	
6010 MET ICP	Analytical Method: EPA 6010 Preparation Method: EPA 3050								
Arsenic	**52.4**	mg/kg	0.52	0.26	1	09/05/17 08:27	09/05/17 19:24	7440-38-2	
Cadmium	**0.041 I**	mg/kg	0.052	0.026	1	09/05/17 08:27	09/05/17 19:24	7440-43-9	
Chromium	**10.8**	mg/kg	0.26	0.13	1	09/05/17 08:27	09/05/17 19:24	7440-47-3	
Copper	**2.0**	mg/kg	0.26	0.13	1	09/05/17 08:27	09/05/17 19:24	7440-50-8	
Lead	**1.8**	mg/kg	0.52	0.26	1	09/05/17 08:27	09/05/17 19:24	7439-92-1	
8270 MSSV Short List Microwave	Analytical Method: EPA 8270 Preparation Method: EPA 3546								
Acenaphthene	**0.027 U**	mg/kg	0.074	0.027	1	09/02/17 04:00	09/05/17 17:54	83-32-9	D3
Acenaphthylene	**0.025 I**	mg/kg	0.074	0.023	1	09/02/17 04:00	09/05/17 17:54	208-96-8	D3
Anthracene	**0.023 U**	mg/kg	0.074	0.023	1	09/02/17 04:00	09/05/17 17:54	120-12-7	D3
Benzo(a)anthracene	**0.16**	mg/kg	0.074	0.021	1	09/02/17 04:00	09/05/17 17:54	56-55-3	D3
Benzo(a)pyrene	**0.19**	mg/kg	0.074	0.0087	1	09/02/17 04:00	09/05/17 17:54	50-32-8	D3
Benzo(b)fluoranthene	**0.34**	mg/kg	0.074	0.056	1	09/02/17 04:00	09/05/17 17:54	205-99-2	D3
Benzo(g,h,i)perylene	**0.18**	mg/kg	0.074	0.027	1	09/02/17 04:00	09/05/17 17:54	191-24-2	D3
Benzo(k)fluoranthene	**0.15**	mg/kg	0.074	0.016	1	09/02/17 04:00	09/05/17 17:54	207-08-9	D3
Chrysene	**0.24**	mg/kg	0.074	0.026	1	09/02/17 04:00	09/05/17 17:54	218-01-9	D3
Dibenz(a,h)anthracene	**0.038 I**	mg/kg	0.074	0.037	1	09/02/17 04:00	09/05/17 17:54	53-70-3	D3
Fluoranthene	**0.22**	mg/kg	0.074	0.024	1	09/02/17 04:00	09/05/17 17:54	206-44-0	D3
Fluorene	**0.033 U**	mg/kg	0.074	0.033	1	09/02/17 04:00	09/05/17 17:54	86-73-7	D3
Indeno(1,2,3-cd)pyrene	**0.13**	mg/kg	0.074	0.037	1	09/02/17 04:00	09/05/17 17:54	193-39-5	D3
1-Methylnaphthalene	**0.026 U**	mg/kg	0.074	0.026	1	09/02/17 04:00	09/05/17 17:54	90-12-0	D3
2-Methylnaphthalene	**0.030 U**	mg/kg	0.074	0.030	1	09/02/17 04:00	09/05/17 17:54	91-57-6	D3
Naphthalene	**0.024 U**	mg/kg	0.074	0.024	1	09/02/17 04:00	09/05/17 17:54	91-20-3	D3
Phenanthrene	**0.034 I**	mg/kg	0.074	0.028	1	09/02/17 04:00	09/05/17 17:54	85-01-8	D3
Pyrene	**0.25**	mg/kg	0.074	0.037	1	09/02/17 04:00	09/05/17 17:54	129-00-0	D3
Surrogates									
Nitrobenzene-d5 (S)	63	%	16-123		1	09/02/17 04:00	09/05/17 17:54	4165-60-0	
2-Fluorobiphenyl (S)	76	%	32-129		1	09/02/17 04:00	09/05/17 17:54	321-60-8	
Terphenyl-d14 (S)	76	%	38-138		1	09/02/17 04:00	09/05/17 17:54	1718-51-0	
8270 MSSV PAH by SIM SPLP	Analytical Method: EPA 8270 by SIM Preparation Method: EPA 3510 Leachate Method/Date: EPA 1312; 09/29/17 15:15								
Acenaphthene	**0.025 U**	ug/L	0.50	0.025	1	10/01/17 07:50	10/05/17 00:40	83-32-9	1p,Q
Acenaphthylene	**0.025 U**	ug/L	0.50	0.025	1	10/01/17 07:50	10/05/17 00:40	208-96-8	1p,Q
Anthracene	**0.025 U**	ug/L	0.50	0.025	1	10/01/17 07:50	10/05/17 00:40	120-12-7	1p,Q
Benzo(a)anthracene	**0.025 U**	ug/L	0.10	0.025	1	10/01/17 07:50	10/05/17 00:40	56-55-3	1p,Q
Benzo(a)pyrene	**0.025 U**	ug/L	0.10	0.025	1	10/01/17 07:50	10/05/17 00:40	50-32-8	1p,Q
Benzo(b)fluoranthene	**0.025 U**	ug/L	0.10	0.025	1	10/01/17 07:50	10/05/17 00:40	205-99-2	1p,Q

This report shall not be reproduced, except in full,
without the written consent of Pace Analytical Services, LLC.

Pace Analytical Services, LLC
3610 Park Central Blvd N
Pompano Beach, FL 33064
954-582-4300

ANALYTICAL RESULTS

Project: Ludlum Trail
Pace Project No.: 35333605

Sample: SB-44 (0.5-2) **Lab ID: 35333605057** Collected: 08/29/17 15:55 Received: 08/30/17 15:30 Matrix: Solid

Results reported on a "dry weight" basis and are adjusted for percent moisture, sample size and any dilutions.

Parameters	Results	Units	PQL	MDL	DF	Prepared	Analyzed	CAS No.	Qual
8270 MSSV PAH by SIM SPLP	Analytical Method: EPA 8270 by SIM Preparation Method: EPA 3510								
	Leachate Method/Date: EPA 1312; 09/29/17 15:15								
Benzo(g,h,i)perylene	**0.028 U**	ug/L	0.50	0.028	1	10/01/17 07:50	10/05/17 00:40	191-24-2	1p,CU, J(L1),Q
Benzo(k)fluoranthene	**0.025 U**	ug/L	0.50	0.025	1	10/01/17 07:50	10/05/17 00:40	207-08-9	1p,Q
Chrysene	**0.025 U**	ug/L	0.50	0.025	1	10/01/17 07:50	10/05/17 00:40	218-01-9	1p,Q
Dibenz(a,h)anthracene	**0.034 U**	ug/L	0.10	0.034	1	10/01/17 07:50	10/05/17 00:40	53-70-3	1p,Q
Fluoranthene	**0.025 U**	ug/L	0.50	0.025	1	10/01/17 07:50	10/05/17 00:40	206-44-0	1p,Q
Fluorene	**0.025 U**	ug/L	0.50	0.025	1	10/01/17 07:50	10/05/17 00:40	86-73-7	1p,Q
Indeno(1,2,3-cd)pyrene	**0.029 U**	ug/L	0.10	0.029	1	10/01/17 07:50	10/05/17 00:40	193-39-5	1p,Q
1-Methylnaphthalene	**1.0 U**	ug/L	2.0	1.0	1	10/01/17 07:50	10/05/17 00:40	90-12-0	1p,Q
2-Methylnaphthalene	**1.0 U**	ug/L	2.0	1.0	1	10/01/17 07:50	10/05/17 00:40	91-57-6	1p,Q
Naphthalene	**1.0 U**	ug/L	2.0	1.0	1	10/01/17 07:50	10/05/17 00:40	91-20-3	1p,Q
Phenanthrene	**0.050 U**	ug/L	0.50	0.050	1	10/01/17 07:50	10/05/17 00:40	85-01-8	1p,Q
Pyrene	**0.025 U**	ug/L	0.50	0.025	1	10/01/17 07:50	10/05/17 00:40	129-00-0	1p,Q
Surrogates									
2-Fluorobiphenyl (S)	53	%	33-101		1	10/01/17 07:50	10/05/17 00:40	321-60-8	
Terphenyl-d14 (S)	49	%	38-115		1	10/01/17 07:50	10/05/17 00:40	1718-51-0	
Percent Moisture	Analytical Method: ASTM D2974-87								
Percent Moisture	**11.2**	%	0.10	0.10	1		09/02/17 09:52		

This report shall not be reproduced, except in full,
without the written consent of Pace Analytical Services, LLC.

Pace Analytical Services, LLC
3610 Park Central Blvd N
Pompano Beach, FL 33064
954-582-4300

ANALYTICAL RESULTS

Project: Ludlum Trail
Pace Project No.: 35333605

Sample: SB-44 (2-4) **Lab ID: 35333605058** Collected: 08/29/17 15:58 Received: 08/30/17 15:30 Matrix: Solid

Results reported on a "dry weight" basis and are adjusted for percent moisture, sample size and any dilutions.

Parameters	Results	Units	PQL	MDL	DF	Prepared	Analyzed	CAS No.	Qual
Percent Moisture	Analytical Method: ASTM D2974-87								
Percent Moisture	**12.4**	%	0.10	0.10	1		09/02/17 09:52		

This report shall not be reproduced, except in full,
without the written consent of Pace Analytical Services, LLC.

Pace Analytical Services, LLC
3610 Park Central Blvd N
Pompano Beach, FL 33064
954-582-4300

ANALYTICAL RESULTS

Project: Ludlum Trail
Pace Project No.: 35333605

Sample: SB-44 (4-6) **Lab ID: 35333605059** Collected: 08/29/17 16:01 Received: 08/30/17 15:30 Matrix: Solid

Results reported on a "dry weight" basis and are adjusted for percent moisture, sample size and any dilutions.

Parameters	Results	Units	PQL	MDL	DF	Prepared	Analyzed	CAS No.	Qual
6010 MET ICP	Analytical Method: EPA 6010 Preparation Method: EPA 3050								
Arsenic	**2.6**	mg/kg	0.57	0.29	1	09/18/17 11:45	09/19/17 05:07	7440-38-2	
8270 MSSV Short List Microwave	Analytical Method: EPA 8270 Preparation Method: EPA 3546								
Acenaphthene	**0.027 U**	mg/kg	0.075	0.027	1	09/14/17 23:00	09/16/17 00:57	83-32-9	Q
Acenaphthylene	**0.023 U**	mg/kg	0.075	0.023	1	09/14/17 23:00	09/16/17 00:57	208-96-8	Q
Anthracene	**0.023 U**	mg/kg	0.075	0.023	1	09/14/17 23:00	09/16/17 00:57	120-12-7	Q
Benzo(a)anthracene	**0.022 U**	mg/kg	0.075	0.022	1	09/14/17 23:00	09/16/17 00:57	56-55-3	Q
Benzo(a)pyrene	**0.0088 U**	mg/kg	0.075	0.0088	1	09/14/17 23:00	09/16/17 00:57	50-32-8	Q
Benzo(b)fluoranthene	**0.056 U**	mg/kg	0.075	0.056	1	09/14/17 23:00	09/16/17 00:57	205-99-2	Q
Benzo(g,h,i)perylene	**0.027 U**	mg/kg	0.075	0.027	1	09/14/17 23:00	09/16/17 00:57	191-24-2	Q
Benzo(k)fluoranthene	**0.016 U**	mg/kg	0.075	0.016	1	09/14/17 23:00	09/16/17 00:57	207-08-9	Q
Chrysene	**0.027 U**	mg/kg	0.075	0.027	1	09/14/17 23:00	09/16/17 00:57	218-01-9	Q
Dibenz(a,h)anthracene	**0.038 U**	mg/kg	0.075	0.038	1	09/14/17 23:00	09/16/17 00:57	53-70-3	Q
Fluoranthene	**0.024 U**	mg/kg	0.075	0.024	1	09/14/17 23:00	09/16/17 00:57	206-44-0	Q
Fluorene	**0.034 U**	mg/kg	0.075	0.034	1	09/14/17 23:00	09/16/17 00:57	86-73-7	Q
Indeno(1,2,3-cd)pyrene	**0.038 U**	mg/kg	0.075	0.038	1	09/14/17 23:00	09/16/17 00:57	193-39-5	Q
1-Methylnaphthalene	**0.026 U**	mg/kg	0.075	0.026	1	09/14/17 23:00	09/16/17 00:57	90-12-0	Q
2-Methylnaphthalene	**0.030 U**	mg/kg	0.075	0.030	1	09/14/17 23:00	09/16/17 00:57	91-57-6	Q
Naphthalene	**0.024 U**	mg/kg	0.075	0.024	1	09/14/17 23:00	09/16/17 00:57	91-20-3	Q
Phenanthrene	**0.028 U**	mg/kg	0.075	0.028	1	09/14/17 23:00	09/16/17 00:57	85-01-8	Q
Pyrene	**0.038 U**	mg/kg	0.075	0.038	1	09/14/17 23:00	09/16/17 00:57	129-00-0	CU,Q
Surrogates									
Nitrobenzene-d5 (S)	60	%	16-123		1	09/14/17 23:00	09/16/17 00:57	4165-60-0	
2-Fluorobiphenyl (S)	99	%	32-129		1	09/14/17 23:00	09/16/17 00:57	321-60-8	
Terphenyl-d14 (S)	79	%	38-138		1	09/14/17 23:00	09/16/17 00:57	1718-51-0	
Percent Moisture	Analytical Method: ASTM D2974-87								
Percent Moisture	**12.0**	%	0.10	0.10	1		09/02/17 09:52		

This report shall not be reproduced, except in full,
without the written consent of Pace Analytical Services, LLC.

Pace Analytical Services, LLC
3610 Park Central Blvd N
Pompano Beach, FL 33064
954-582-4300

ANALYTICAL RESULTS

Project: Ludlum Trail
Pace Project No.: 35333605

Sample: SB-46 (0-0.5) **Lab ID: 35333605060** Collected: 08/29/17 15:25 Received: 08/30/17 15:30 Matrix: Solid

Results reported on a "dry weight" basis and are adjusted for percent moisture, sample size and any dilutions.

Parameters	Results	Units	PQL	MDL	DF	Prepared	Analyzed	CAS No.	Qual
FL-PRO Soil Microwave	Analytical Method: FL-PRO Preparation Method: EPA 3546								
Petroleum Range Organics	**5.6 U**	mg/kg	8.8	5.6	1	09/02/17 01:35	09/07/17 04:37		
Surrogates									
o-Terphenyl (S)	78	%	62-109		1	09/02/17 01:35	09/07/17 04:37	84-15-1	
N-Pentatriacontane (S)	83	%	42-159		1	09/02/17 01:35	09/07/17 04:37	630-07-09	
6010 MET ICP	Analytical Method: EPA 6010 Preparation Method: EPA 3050								
Arsenic	**47.3**	mg/kg	0.57	0.28	1	09/05/17 08:27	09/05/17 19:30	7440-38-2	
Cadmium	**0.14**	mg/kg	0.057	0.028	1	09/05/17 08:27	09/05/17 19:30	7440-43-9	
Chromium	**12.3**	mg/kg	0.28	0.14	1	09/05/17 08:27	09/05/17 19:30	7440-47-3	
Copper	**19.7**	mg/kg	0.28	0.14	1	09/05/17 08:27	09/05/17 19:30	7440-50-8	
Lead	**7.9**	mg/kg	0.57	0.28	1	09/05/17 08:27	09/05/17 19:30	7439-92-1	
8270 MSSV Short List Microwave	Analytical Method: EPA 8270 Preparation Method: EPA 3546								
Acenaphthene	**0.026 U**	mg/kg	0.070	0.026	1	09/02/17 04:00	09/05/17 18:17	83-32-9	D3
Acenaphthylene	**0.027 I**	mg/kg	0.070	0.022	1	09/02/17 04:00	09/05/17 18:17	208-96-8	D3
Anthracene	**0.042 I**	mg/kg	0.070	0.022	1	09/02/17 04:00	09/05/17 18:17	120-12-7	D3
Benzo(a)anthracene	**0.35**	mg/kg	0.070	0.020	1	09/02/17 04:00	09/05/17 18:17	56-55-3	D3
Benzo(a)pyrene	**0.39**	mg/kg	0.070	0.0083	1	09/02/17 04:00	09/05/17 18:17	50-32-8	D3
Benzo(b)fluoranthene	**1.0**	mg/kg	0.070	0.053	1	09/02/17 04:00	09/05/17 18:17	205-99-2	D3
Benzo(g,h,i)perylene	**0.40**	mg/kg	0.070	0.025	1	09/02/17 04:00	09/05/17 18:17	191-24-2	D3
Benzo(k)fluoranthene	**0.015 U**	mg/kg	0.070	0.015	1	09/02/17 04:00	09/05/17 18:17	207-08-9	D3
Chrysene	**0.44**	mg/kg	0.070	0.025	1	09/02/17 04:00	09/05/17 18:17	218-01-9	D3
Dibenz(a,h)anthracene	**0.093**	mg/kg	0.070	0.036	1	09/02/17 04:00	09/05/17 18:17	53-70-3	D3
Fluoranthene	**0.34**	mg/kg	0.070	0.023	1	09/02/17 04:00	09/05/17 18:17	206-44-0	D3
Fluorene	**0.032 U**	mg/kg	0.070	0.032	1	09/02/17 04:00	09/05/17 18:17	86-73-7	D3
Indeno(1,2,3-cd)pyrene	**0.30**	mg/kg	0.070	0.036	1	09/02/17 04:00	09/05/17 18:17	193-39-5	D3
1-Methylnaphthalene	**0.025 U**	mg/kg	0.070	0.025	1	09/02/17 04:00	09/05/17 18:17	90-12-0	D3
2-Methylnaphthalene	**0.029 U**	mg/kg	0.070	0.029	1	09/02/17 04:00	09/05/17 18:17	91-57-6	D3
Naphthalene	**0.023 U**	mg/kg	0.070	0.023	1	09/02/17 04:00	09/05/17 18:17	91-20-3	D3
Phenanthrene	**0.027 I**	mg/kg	0.070	0.027	1	09/02/17 04:00	09/05/17 18:17	85-01-8	D3
Pyrene	**0.48**	mg/kg	0.070	0.036	1	09/02/17 04:00	09/05/17 18:17	129-00-0	D3
Surrogates									
Nitrobenzene-d5 (S)	62	%	16-123		1	09/02/17 04:00	09/05/17 18:17	4165-60-0	
2-Fluorobiphenyl (S)	75	%	32-129		1	09/02/17 04:00	09/05/17 18:17	321-60-8	
Terphenyl-d14 (S)	82	%	38-138		1	09/02/17 04:00	09/05/17 18:17	1718-51-0	
Percent Moisture	Analytical Method: ASTM D2974-87								
Percent Moisture	**6.1**	%	0.10	0.10	1		09/02/17 09:52		

This report shall not be reproduced, except in full,
without the written consent of Pace Analytical Services, LLC.

Pace Analytical Services, LLC
3610 Park Central Blvd N
Pompano Beach, FL 33064
954-582-4300

ANALYTICAL RESULTS

Project: Ludlum Trail
Pace Project No.: 35333605

Sample: SB-46 (0.5-2) **Lab ID: 35333605061** Collected: 08/29/17 15:28 Received: 08/30/17 15:30 Matrix: Solid

Results reported on a "dry weight" basis and are adjusted for percent moisture, sample size and any dilutions.

Parameters	Results	Units	PQL	MDL	DF	Prepared	Analyzed	CAS No.	Qual
FL-PRO Soil Microwave	Analytical Method: FL-PRO Preparation Method: EPA 3546								
Petroleum Range Organics	**5.9 U**	mg/kg	9.2	5.9	1	09/02/17 01:35	09/06/17 17:21		
Surrogates									
o-Terphenyl (S)	114	%	62-109		1	09/02/17 01:35	09/06/17 17:21	84-15-1	S3
N-Pentatriacontane (S)	94	%	42-159		1	09/02/17 01:35	09/06/17 17:21	630-07-09	
6010 MET ICP	Analytical Method: EPA 6010 Preparation Method: EPA 3050								
Arsenic	**47.7**	mg/kg	0.53	0.26	1	09/05/17 08:27	09/05/17 22:08	7440-38-2	
Cadmium	**0.036 I**	mg/kg	0.053	0.026	1	09/05/17 08:27	09/05/17 22:08	7440-43-9	
Chromium	**10.6**	mg/kg	0.26	0.13	1	09/05/17 08:27	09/05/17 22:08	7440-47-3	
Copper	**0.55**	mg/kg	0.26	0.13	1	09/05/17 08:27	09/05/17 22:08	7440-50-8	
Lead	**1.3**	mg/kg	0.53	0.26	1	09/05/17 08:27	09/05/17 22:08	7439-92-1	
8270 MSSV Short List Microwave	Analytical Method: EPA 8270 Preparation Method: EPA 3546								
Acenaphthene	**0.027 U**	mg/kg	0.074	0.027	1	09/02/17 04:00	09/05/17 18:40	83-32-9	D3
Acenaphthylene	**0.023 U**	mg/kg	0.074	0.023	1	09/02/17 04:00	09/05/17 18:40	208-96-8	D3
Anthracene	**0.023 U**	mg/kg	0.074	0.023	1	09/02/17 04:00	09/05/17 18:40	120-12-7	D3
Benzo(a)anthracene	**0.022 U**	mg/kg	0.074	0.022	1	09/02/17 04:00	09/05/17 18:40	56-55-3	D3
Benzo(a)pyrene	**0.0087 U**	mg/kg	0.074	0.0087	1	09/02/17 04:00	09/05/17 18:40	50-32-8	D3
Benzo(b)fluoranthene	**0.056 U**	mg/kg	0.074	0.056	1	09/02/17 04:00	09/05/17 18:40	205-99-2	D3
Benzo(g,h,i)perylene	**0.027 U**	mg/kg	0.074	0.027	1	09/02/17 04:00	09/05/17 18:40	191-24-2	D3
Benzo(k)fluoranthene	**0.016 U**	mg/kg	0.074	0.016	1	09/02/17 04:00	09/05/17 18:40	207-08-9	D3
Chrysene	**0.026 U**	mg/kg	0.074	0.026	1	09/02/17 04:00	09/05/17 18:40	218-01-9	D3
Dibenz(a,h)anthracene	**0.037 U**	mg/kg	0.074	0.037	1	09/02/17 04:00	09/05/17 18:40	53-70-3	D3
Fluoranthene	**0.024 U**	mg/kg	0.074	0.024	1	09/02/17 04:00	09/05/17 18:40	206-44-0	D3
Fluorene	**0.033 U**	mg/kg	0.074	0.033	1	09/02/17 04:00	09/05/17 18:40	86-73-7	D3
Indeno(1,2,3-cd)pyrene	**0.037 U**	mg/kg	0.074	0.037	1	09/02/17 04:00	09/05/17 18:40	193-39-5	D3
1-Methylnaphthalene	**0.026 U**	mg/kg	0.074	0.026	1	09/02/17 04:00	09/05/17 18:40	90-12-0	D3
2-Methylnaphthalene	**0.030 U**	mg/kg	0.074	0.030	1	09/02/17 04:00	09/05/17 18:40	91-57-6	D3
Naphthalene	**0.024 U**	mg/kg	0.074	0.024	1	09/02/17 04:00	09/05/17 18:40	91-20-3	D3
Phenanthrene	**0.028 U**	mg/kg	0.074	0.028	1	09/02/17 04:00	09/05/17 18:40	85-01-8	D3
Pyrene	**0.037 U**	mg/kg	0.074	0.037	1	09/02/17 04:00	09/05/17 18:40	129-00-0	D3
Surrogates									
Nitrobenzene-d5 (S)	65	%	16-123		1	09/02/17 04:00	09/05/17 18:40	4165-60-0	
2-Fluorobiphenyl (S)	80	%	32-129		1	09/02/17 04:00	09/05/17 18:40	321-60-8	
Terphenyl-d14 (S)	70	%	38-138		1	09/02/17 04:00	09/05/17 18:40	1718-51-0	
Percent Moisture	Analytical Method: ASTM D2974-87								
Percent Moisture	**11.2**	%	0.10	0.10	1		09/02/17 09:52		

This report shall not be reproduced, except in full,
without the written consent of Pace Analytical Services, LLC.

Pace Analytical Services, LLC
3610 Park Central Blvd N
Pompano Beach, FL 33064
954-582-4300

ANALYTICAL RESULTS

Project: Ludlum Trail
Pace Project No.: 35333605

Sample: SB-46 (2-4) **Lab ID: 35333605062** Collected: 08/29/17 15:31 Received: 08/30/17 15:30 Matrix: Solid

Results reported on a "dry weight" basis and are adjusted for percent moisture, sample size and any dilutions.

Parameters	Results	Units	PQL	MDL	DF	Prepared	Analyzed	CAS No.	Qual
Percent Moisture	Analytical Method: ASTM D2974-87								
Percent Moisture	**11.5**	%	0.10	0.10	1		09/02/17 09:52		

This report shall not be reproduced, except in full,
without the written consent of Pace Analytical Services, LLC.

Pace Analytical Services, LLC
3610 Park Central Blvd N
Pompano Beach, FL 33064
954-582-4300

ANALYTICAL RESULTS

Project: Ludlum Trail
Pace Project No.: 35333605

Sample: SB-46 (4-6) **Lab ID: 35333605063** Collected: 08/29/17 15:34 Received: 08/30/17 15:30 Matrix: Solid

Results reported on a "dry weight" basis and are adjusted for percent moisture, sample size and any dilutions.

Parameters	Results	Units	PQL	MDL	DF	Prepared	Analyzed	CAS No.	Qual
6010 MET ICP	Analytical Method: EPA 6010 Preparation Method: EPA 3050								
Arsenic	**18.2**	mg/kg	0.63	0.32	1	09/18/17 11:45	09/19/17 05:11	7440-38-2	
8270 MSSV Short List Microwave	Analytical Method: EPA 8270 Preparation Method: EPA 3546								
Acenaphthene	**0.028 U**	mg/kg	0.075	0.028	1	09/14/17 23:00	09/16/17 01:19	83-32-9	Q
Acenaphthylene	**0.024 U**	mg/kg	0.075	0.024	1	09/14/17 23:00	09/16/17 01:19	208-96-8	Q
Anthracene	**0.023 U**	mg/kg	0.075	0.023	1	09/14/17 23:00	09/16/17 01:19	120-12-7	Q
Benzo(a)anthracene	**0.022 U**	mg/kg	0.075	0.022	1	09/14/17 23:00	09/16/17 01:19	56-55-3	Q
Benzo(a)pyrene	**0.0088 U**	mg/kg	0.075	0.0088	1	09/14/17 23:00	09/16/17 01:19	50-32-8	Q
Benzo(b)fluoranthene	**0.057 U**	mg/kg	0.075	0.057	1	09/14/17 23:00	09/16/17 01:19	205-99-2	Q
Benzo(g,h,i)perylene	**0.027 U**	mg/kg	0.075	0.027	1	09/14/17 23:00	09/16/17 01:19	191-24-2	Q
Benzo(k)fluoranthene	**0.016 U**	mg/kg	0.075	0.016	1	09/14/17 23:00	09/16/17 01:19	207-08-9	Q
Chrysene	**0.027 U**	mg/kg	0.075	0.027	1	09/14/17 23:00	09/16/17 01:19	218-01-9	Q
Dibenz(a,h)anthracene	**0.038 U**	mg/kg	0.075	0.038	1	09/14/17 23:00	09/16/17 01:19	53-70-3	Q
Fluoranthene	**0.025 U**	mg/kg	0.075	0.025	1	09/14/17 23:00	09/16/17 01:19	206-44-0	Q
Fluorene	**0.034 U**	mg/kg	0.075	0.034	1	09/14/17 23:00	09/16/17 01:19	86-73-7	Q
Indeno(1,2,3-cd)pyrene	**0.038 U**	mg/kg	0.075	0.038	1	09/14/17 23:00	09/16/17 01:19	193-39-5	Q
1-Methylnaphthalene	**0.027 U**	mg/kg	0.075	0.027	1	09/14/17 23:00	09/16/17 01:19	90-12-0	Q
2-Methylnaphthalene	**0.031 U**	mg/kg	0.075	0.031	1	09/14/17 23:00	09/16/17 01:19	91-57-6	Q
Naphthalene	**0.024 U**	mg/kg	0.075	0.024	1	09/14/17 23:00	09/16/17 01:19	91-20-3	Q
Phenanthrene	**0.029 U**	mg/kg	0.075	0.029	1	09/14/17 23:00	09/16/17 01:19	85-01-8	Q
Pyrene	**0.038 U**	mg/kg	0.075	0.038	1	09/14/17 23:00	09/16/17 01:19	129-00-0	CU,Q
Surrogates									
Nitrobenzene-d5 (S)	63	%	16-123		1	09/14/17 23:00	09/16/17 01:19	4165-60-0	
2-Fluorobiphenyl (S)	87	%	32-129		1	09/14/17 23:00	09/16/17 01:19	321-60-8	
Terphenyl-d14 (S)	88	%	38-138		1	09/14/17 23:00	09/16/17 01:19	1718-51-0	
Percent Moisture	Analytical Method: ASTM D2974-87								
Percent Moisture	**12.8**	%	0.10	0.10	1		09/02/17 09:52		

This report shall not be reproduced, except in full,
without the written consent of Pace Analytical Services, LLC.

Pace Analytical Services, LLC
3610 Park Central Blvd N
Pompano Beach, FL 33064
954-582-4300

QUALITY CONTROL DATA

Project: Ludlum Trail
Pace Project No.: 35333605

QC Batch: 391393 | Analysis Method: EPA 6010
QC Batch Method: EPA 3050 | Analysis Description: 6010 MET Solid
Associated Lab Samples: 35333605022, 35333605025, 35333605026, 35333605028, 35333605029, 35333605032, 35333605033, 35333605036, 35333605037, 35333605040, 35333605041, 35333605044, 35333605045, 35333605048, 35333605049, 35333605052, 35333605053, 35333605056, 35333605057, 35333605060

METHOD BLANK: 2130583 | Matrix: Solid
Associated Lab Samples: 35333605022, 35333605025, 35333605026, 35333605028, 35333605029, 35333605032, 35333605033, 35333605036, 35333605037, 35333605040, 35333605041, 35333605044, 35333605045, 35333605048, 35333605049, 35333605052, 35333605053, 35333605056, 35333605057, 35333605060

Parameter	Units	Blank Result	Reporting Limit	MDL	Analyzed	Qualifiers
Arsenic	mg/kg	0.30 U	0.59	0.30	09/05/17 14:34	
Cadmium	mg/kg	0.030 U	0.059	0.030	09/05/17 14:34	
Chromium	mg/kg	0.15 U	0.30	0.15	09/05/17 14:34	
Copper	mg/kg	0.15 U	0.30	0.15	09/05/17 14:34	
Lead	mg/kg	0.30 U	0.59	0.30	09/05/17 14:34	

LABORATORY CONTROL SAMPLE: 2130584

Parameter	Units	Spike Conc.	LCS Result	LCS % Rec	% Rec Limits	Qualifiers
Arsenic	mg/kg	14.6	14.3	98	80-120	
Cadmium	mg/kg	1.5	1.5	105	80-120	
Chromium	mg/kg	14.6	16.3	112	80-120	
Copper	mg/kg	14.6	16.5	113	80-120	
Lead	mg/kg	14.6	15.9	109	80-120	

MATRIX SPIKE & MATRIX SPIKE DUPLICATE: 2130585 2130586

Parameter	Units	35333605022 Result	MS Spike Conc.	MSD Spike Conc.	MS Result	MSD Result	MS % Rec	MSD % Rec	% Rec Limits	RPD	Max RPD	Qual
Arsenic	mg/kg	17.7	12.5	14.5	33.0	43.4	122	177	75-125	27	20	J(M1), J(R1)
Cadmium	mg/kg	0.085	1.3	1.5	1.2	1.5	91	94	75-125	17	20	
Chromium	mg/kg	8.9	12.5	14.5	21.7	28.0	102	131	75-125	25	20	J(M1), J(R1)
Copper	mg/kg	6.0	12.5	14.5	19.1	18.9	104	89	75-125	1	20	
Lead	mg/kg	5.7	12.5	14.5	15.5	17.9	79	84	75-125	14	20	

Results presented on this page are in the units indicated by the "Units" column except where an alternate unit is presented to the right of the result.

This report shall not be reproduced, except in full,
without the written consent of Pace Analytical Services, LLC.

Pace Analytical Services, LLC
3610 Park Central Blvd N
Pompano Beach, FL 33064
954-582-4300

QUALITY CONTROL DATA

Project: Ludlum Trail
Pace Project No.: 35333605

QC Batch: 391406 | Analysis Method: EPA 6010
QC Batch Method: EPA 3050 | Analysis Description: 6010 MET Solid
Associated Lab Samples: 35333605061

METHOD BLANK: 2130589 | Matrix: Solid
Associated Lab Samples: 35333605061

Parameter	Units	Blank Result	Reporting Limit	MDL	Analyzed	Qualifiers
Arsenic	mg/kg	0.26 U	0.53	0.26	09/05/17 19:35	
Cadmium	mg/kg	0.026 U	0.053	0.026	09/05/17 19:35	
Chromium	mg/kg	0.13 U	0.26	0.13	09/05/17 19:35	
Copper	mg/kg	0.13 U	0.26	0.13	09/05/17 19:35	
Lead	mg/kg	0.26 U	0.53	0.26	09/05/17 19:35	

LABORATORY CONTROL SAMPLE: 2130590

Parameter	Units	Spike Conc.	LCS Result	LCS % Rec	% Rec Limits	Qualifiers
Arsenic	mg/kg	14.3	13.4	94	80-120	
Cadmium	mg/kg	1.4	1.4	101	80-120	
Chromium	mg/kg	14.3	15.2	106	80-120	
Copper	mg/kg	14.3	14.8	103	80-120	
Lead	mg/kg	14.3	15.0	105	80-120	

MATRIX SPIKE & MATRIX SPIKE DUPLICATE: 2130591 2130592

Parameter	Units	35332985001 Result	MS Spike Conc.	MSD Spike Conc.	MS Result	MSD Result	MS % Rec	MSD % Rec	% Rec Limits	RPD	Max RPD	Qual
Arsenic	mg/kg	0.45 U	24	22	25.4	22.4	105	100	75-125	13	20	
Cadmium	mg/kg	0.045 U	2.4	2.2	2.3	2.0	94	90	75-125	13	20	
Chromium	mg/kg	3.7	24	22	28.9	25.2	105	98	75-125	14	20	
Copper	mg/kg	0.65	24	22	27.1	23.8	110	105	75-125	13	20	
Lead	mg/kg	0.73 I	24	22	23.0	20.1	93	88	75-125	14	20	

Results presented on this page are in the units indicated by the "Units" column except where an alternate unit is presented to the right of the result.

This report shall not be reproduced, except in full,
without the written consent of Pace Analytical Services, LLC.

Pace Analytical Services, LLC
3610 Park Central Blvd N
Pompano Beach, FL 33064
954-582-4300

QUALITY CONTROL DATA

Project: Ludlum Trail
Pace Project No.: 35333605

QC Batch: 391542 | Analysis Method: EPA 6010
QC Batch Method: EPA 3050 | Analysis Description: 6010 MET Solid
Associated Lab Samples: 35333605001, 35333605002, 35333605004, 35333605005, 35333605009, 35333605010, 35333605015, 35333605016, 35333605021

METHOD BLANK: 2131323 | Matrix: Solid
Associated Lab Samples: 35333605001, 35333605002, 35333605004, 35333605005, 35333605009, 35333605010, 35333605015, 35333605016, 35333605021

Parameter	Units	Blank Result	Reporting Limit	MDL	Analyzed	Qualifiers
Arsenic	mg/kg	0.30 U	0.59	0.30	09/06/17 11:25	
Cadmium	mg/kg	0.030 U	0.059	0.030	09/06/17 11:25	
Chromium	mg/kg	0.15 U	0.30	0.15	09/06/17 11:25	
Copper	mg/kg	0.15 U	0.30	0.15	09/06/17 11:25	
Lead	mg/kg	0.30 U	0.59	0.30	09/06/17 11:25	

LABORATORY CONTROL SAMPLE: 2131324

Parameter	Units	Spike Conc.	LCS Result	LCS % Rec	% Rec Limits	Qualifiers
Arsenic	mg/kg	12	10.3	86	80-120	
Cadmium	mg/kg	1.2	1.1	95	80-120	
Chromium	mg/kg	12	12.0	100	80-120	
Copper	mg/kg	12	11.9	99	80-120	
Lead	mg/kg	12	11.7	98	80-120	

MATRIX SPIKE & MATRIX SPIKE DUPLICATE: 2131325 2131326

Parameter	Units	35333413008 Result	MS Spike Conc.	MSD Spike Conc.	MS Result	MSD Result	MS % Rec	MSD % Rec	% Rec Limits	RPD	Max RPD	Qual
Arsenic	mg/kg	0.24 U	14.1	12	12.4	10.5	87	85	75-125	17	20	
Cadmium	mg/kg	0.18	1.4	1.2	1.5	1.3	92	89	75-125	15	20	
Chromium	mg/kg	21.2	14.1	12	41.9	38.0	148	139	75-125	10	20	J(M1)
Copper	mg/kg	2.0	14.1	12	15.0	12.8	92	89	75-125	16	20	
Lead	mg/kg	9.7	14.1	12	20.3	19.7	76	83	75-125	3	20	

Results presented on this page are in the units indicated by the "Units" column except where an alternate unit is presented to the right of the result.

This report shall not be reproduced, except in full,
without the written consent of Pace Analytical Services, LLC.

Pace Analytical Services, LLC
3610 Park Central Blvd N
Pompano Beach, FL 33064
954-582-4300

QUALITY CONTROL DATA

Project: Ludlum Trail
Pace Project No.: 35333605

QC Batch: 393325 | Analysis Method: EPA 6010
QC Batch Method: EPA 3050 | Analysis Description: 6010 MET Solid
Associated Lab Samples: 35333605003, 35333605008, 35333605014, 35333605024, 35333605027, 35333605031, 35333605035, 35333605039, 35333605043, 35333605047, 35333605051, 35333605055, 35333605059, 35333605063

METHOD BLANK: 2141430 | Matrix: Solid
Associated Lab Samples: 35333605003, 35333605008, 35333605014, 35333605024, 35333605027, 35333605031, 35333605035, 35333605039, 35333605043, 35333605047, 35333605051, 35333605055, 35333605059, 35333605063

Parameter	Units	Blank Result	Reporting Limit	MDL	Analyzed	Qualifiers
Arsenic	mg/kg	0.26 U	0.52	0.26	09/19/17 03:15	

LABORATORY CONTROL SAMPLE: 2141431

Parameter	Units	Spike Conc.	LCS Result	LCS % Rec	% Rec Limits	Qualifiers
Arsenic	mg/kg	14.7	14.5	98	80-120	

MATRIX SPIKE & MATRIX SPIKE DUPLICATE: 2141432 2141433

Parameter	Units	35333594003 Result	MS Spike Conc.	MSD Spike Conc.	MS Result	MSD Result	MS % Rec	MSD % Rec	% Rec Limits	RPD	Max RPD	Qual
Arsenic	mg/kg	11.8	17.9	20.2	24.7	27.9	72	79	75-125	12	20	J(M1)

Results presented on this page are in the units indicated by the "Units" column except where an alternate unit is presented to the right of the result.

REPORT OF LABORATORY ANALYSIS

This report shall not be reproduced, except in full,
without the written consent of Pace Analytical Services, LLC.

Pace Analytical Services, LLC
3610 Park Central Blvd N
Pompano Beach, FL 33064
954-582-4300

QUALITY CONTROL DATA

Project: Ludlum Trail
Pace Project No.: 35333605

QC Batch: 394098 | Analysis Method: EPA 6010
QC Batch Method: EPA 3010 | Analysis Description: 6010 MET SPLP
Associated Lab Samples: 35333605001, 35333605004, 35333605009, 35333605015, 35333605021, 35333605025, 35333605033, 35333605049, 35333605053, 35333605056

METHOD BLANK: 2146305 | Matrix: Water
Associated Lab Samples: 35333605001, 35333605004, 35333605009, 35333605015, 35333605021, 35333605025, 35333605033, 35333605049, 35333605053, 35333605056

Parameter	Units	Blank Result	Reporting Limit	MDL	Analyzed	Qualifiers
Arsenic	mg/L	0.0050 U	0.010	0.0050	09/22/17 18:06	

LABORATORY CONTROL SAMPLE: 2146306

Parameter	Units	Spike Conc.	LCS Result	LCS % Rec	% Rec Limits	Qualifiers
Arsenic	mg/L	.25	0.25	99	80-120	

MATRIX SPIKE & MATRIX SPIKE DUPLICATE: 2146307 2146308

Parameter	Units	35333605001 Result	MS Spike Conc.	MSD Spike Conc.	MS Result	MSD Result	MS % Rec	MSD % Rec	% Rec Limits	RPD	Max RPD	Qual
Arsenic	mg/L	0.021	.25	.25	0.27	0.27	98	100	75-125	2	20	

Results presented on this page are in the units indicated by the "Units" column except where an alternate unit is presented to the right of the result.

REPORT OF LABORATORY ANALYSIS

This report shall not be reproduced, except in full,
without the written consent of Pace Analytical Services, LLC.

Pace Analytical Services, LLC
3610 Park Central Blvd N
Pompano Beach, FL 33064
954-582-4300

QUALITY CONTROL DATA

Project: Ludlum Trail
Pace Project No.: 35333605

QC Batch: 396219 Analysis Method: EPA 6010
QC Batch Method: EPA 3010 Analysis Description: 6010 MET SPLP
Associated Lab Samples: 35333605029, 35333605036, 35333605041, 35333605045

METHOD BLANK: 2161187 Matrix: Water
Associated Lab Samples: 35333605029, 35333605036, 35333605041, 35333605045

Parameter	Units	Blank Result	Reporting Limit	MDL	Analyzed	Qualifiers
Arsenic	mg/L	0.0050 U	0.010	0.0050	10/03/17 10:52	

LABORATORY CONTROL SAMPLE: 2161188

Parameter	Units	Spike Conc.	LCS Result	LCS % Rec	% Rec Limits	Qualifiers
Arsenic	mg/L	.25	0.25	100	80-120	

MATRIX SPIKE & MATRIX SPIKE DUPLICATE: 2161189 2161190

Parameter	Units	35333057008 Result	MS Spike Conc.	MSD Spike Conc.	MS Result	MSD Result	MS % Rec	MSD % Rec	% Rec Limits	RPD	Max RPD	Qual
Arsenic	mg/L	0.47	.25	.25	0.86	0.87	154	158	75-125	1	20	J(M1)

Results presented on this page are in the units indicated by the "Units" column except where an alternate unit is presented to the right of the result.

REPORT OF LABORATORY ANALYSIS

This report shall not be reproduced, except in full,
without the written consent of Pace Analytical Services, LLC.

Pace Analytical Services, LLC
3610 Park Central Blvd N
Pompano Beach, FL 33064
954-582-4300

QUALITY CONTROL DATA

Project: Ludlum Trail
Pace Project No.: 35333605

QC Batch: 376884 | Analysis Method: EPA 8260
QC Batch Method: EPA 8260 | Analysis Description: 8260 MSV 5035A Volatile Organics
Associated Lab Samples: 35333605025

METHOD BLANK: 2087850 | Matrix: Solid
Associated Lab Samples: 35333605025

Parameter	Units	Blank Result	Reporting Limit	MDL	Analyzed	Qualifiers
1,1,1,2-Tetrachloroethane	mg/kg	0.0027 U	0.0064	0.0027	09/08/17 11:20	
1,1,1-Trichloroethane	mg/kg	0.0023 U	0.0064	0.0023	09/08/17 11:20	
1,1,2,2-Tetrachloroethane	mg/kg	0.0024 U	0.0064	0.0024	09/08/17 11:20	
1,1,2-Trichloroethane	mg/kg	0.0027 U	0.0064	0.0027	09/08/17 11:20	
1,1-Dichloroethane	mg/kg	0.0019 U	0.0064	0.0019	09/08/17 11:20	
1,1-Dichloroethene	mg/kg	0.0023 U	0.0064	0.0023	09/08/17 11:20	
1,1-Dichloropropene	mg/kg	0.0019 U	0.0064	0.0019	09/08/17 11:20	
1,2,3-Trichlorobenzene	mg/kg	0.0028 U	0.0064	0.0028	09/08/17 11:20	
1,2,3-Trichloropropane	mg/kg	0.0020 U	0.0064	0.0020	09/08/17 11:20	
1,2,3-Trimethylbenzene	mg/kg	0.0022 U	0.0064	0.0022	09/08/17 11:20	
1,2,4-Trichlorobenzene	mg/kg	0.0020 U	0.0064	0.0020	09/08/17 11:20	
1,2,4-Trimethylbenzene	mg/kg	0.0026 U	0.0064	0.0026	09/08/17 11:20	
1,2-Dichlorobenzene	mg/kg	0.0024 U	0.0064	0.0024	09/08/17 11:20	
1,2-Dichloroethane	mg/kg	0.0028 U	0.0064	0.0028	09/08/17 11:20	
1,2-Dichloropropane	mg/kg	0.0022 U	0.0064	0.0022	09/08/17 11:20	
1,3,5-Trimethylbenzene	mg/kg	0.0023 U	0.0064	0.0023	09/08/17 11:20	
1,3-Dichlorobenzene	mg/kg	0.0026 U	0.0064	0.0026	09/08/17 11:20	
1,3-Dichloropropane	mg/kg	0.0024 U	0.0064	0.0024	09/08/17 11:20	
1,4-Dichlorobenzene	mg/kg	0.0022 U	0.0064	0.0022	09/08/17 11:20	
2,2-Dichloropropane	mg/kg	0.0022 U	0.0064	0.0022	09/08/17 11:20	
2-Butanone (MEK)	mg/kg	0.0037 U	0.13	0.0037	09/08/17 11:20	
2-Chlorotoluene	mg/kg	0.0022 U	0.0064	0.0022	09/08/17 11:20	
2-Hexanone	mg/kg	0.0050 U	0.064	0.0050	09/08/17 11:20	
4-Chlorotoluene	mg/kg	0.0023 U	0.0064	0.0023	09/08/17 11:20	
4-Methyl-2-pentanone (MIBK)	mg/kg	0.0047 U	0.064	0.0047	09/08/17 11:20	
Acetone	mg/kg	0.013 U	0.13	0.013	09/08/17 11:20	
Acetonitrile	mg/kg	0.033 U	0.064	0.033	09/08/17 11:20	
Benzene	mg/kg	0.0020 U	0.0064	0.0020	09/08/17 11:20	
Bromobenzene	mg/kg	0.0026 U	0.0064	0.0026	09/08/17 11:20	
Bromochloromethane	mg/kg	0.0022 U	0.0064	0.0022	09/08/17 11:20	
Bromodichloromethane	mg/kg	0.0024 U	0.0064	0.0024	09/08/17 11:20	
Bromoform	mg/kg	0.0029 U	0.0064	0.0029	09/08/17 11:20	
Bromomethane	mg/kg	0.0032 U	0.013	0.0032	09/08/17 11:20	
Carbon disulfide	mg/kg	0.0038 U	0.013	0.0038	09/08/17 11:20	
Carbon tetrachloride	mg/kg	0.0033 U	0.0064	0.0033	09/08/17 11:20	
Chlorobenzene	mg/kg	0.0024 U	0.0064	0.0024	09/08/17 11:20	
Chloroethane	mg/kg	0.0031 U	0.013	0.0031	09/08/17 11:20	
Chloroform	mg/kg	0.0020 U	0.0064	0.0020	09/08/17 11:20	
Chloromethane	mg/kg	0.0031 U	0.013	0.0031	09/08/17 11:20	
cis-1,2-Dichloroethene	mg/kg	0.0018 U	0.0064	0.0018	09/08/17 11:20	
cis-1,3-Dichloropropene	mg/kg	0.0023 U	0.0064	0.0023	09/08/17 11:20	

Results presented on this page are in the units indicated by the "Units" column except where an alternate unit is presented to the right of the result.

This report shall not be reproduced, except in full,
without the written consent of Pace Analytical Services, LLC.

Pace Analytical Services, LLC
3610 Park Central Blvd N
Pompano Beach, FL 33064
954-582-4300

QUALITY CONTROL DATA

Project: Ludlum Trail
Pace Project No.: 35333605

METHOD BLANK: 2087850 Matrix: Solid
Associated Lab Samples: 35333605025

Parameter	Units	Blank Result	Reporting Limit	MDL	Analyzed	Qualifiers
Dibromochloromethane	mg/kg	0.0023 U	0.0064	0.0023	09/08/17 11:20	
Dibromomethane	mg/kg	0.0032 U	0.0064	0.0032	09/08/17 11:20	
Dichlorodifluoromethane	mg/kg	0.0046 U	0.013	0.0046	09/08/17 11:20	
Ethylbenzene	mg/kg	0.0023 U	0.0064	0.0023	09/08/17 11:20	
Iodomethane	mg/kg	0.013 U	0.013	0.013	09/08/17 11:20	
Isopropylbenzene (Cumene)	mg/kg	0.0024 U	0.0064	0.0024	09/08/17 11:20	
m&p-Xylene	mg/kg	0.0046 U	0.013	0.0046	09/08/17 11:20	
Methyl-tert-butyl ether	mg/kg	0.0019 U	0.0064	0.0019	09/08/17 11:20	
Methylene Chloride	mg/kg	0.0038 U	0.026	0.0038	09/08/17 11:20	
n-Butylbenzene	mg/kg	0.0023 U	0.0064	0.0023	09/08/17 11:20	
n-Propylbenzene	mg/kg	0.0022 U	0.0064	0.0022	09/08/17 11:20	
o-Xylene	mg/kg	0.0024 U	0.0064	0.0024	09/08/17 11:20	
p-Isopropyltoluene	mg/kg	0.0022 U	0.0064	0.0022	09/08/17 11:20	
sec-Butylbenzene	mg/kg	0.0020 U	0.0064	0.0020	09/08/17 11:20	
Styrene	mg/kg	0.0023 U	0.0064	0.0023	09/08/17 11:20	
tert-Butylbenzene	mg/kg	0.0026 U	0.0064	0.0026	09/08/17 11:20	
Tetrachloroethene	mg/kg	0.0022 U	0.0064	0.0022	09/08/17 11:20	
Toluene	mg/kg	0.0023 U	0.0064	0.0023	09/08/17 11:20	
trans-1,2-Dichloroethene	mg/kg	0.0024 U	0.0064	0.0024	09/08/17 11:20	
trans-1,3-Dichloropropene	mg/kg	0.0019 U	0.0064	0.0019	09/08/17 11:20	
Trichloroethene	mg/kg	0.0027 U	0.0064	0.0027	09/08/17 11:20	
Trichlorofluoromethane	mg/kg	0.0028 U	0.0064	0.0028	09/08/17 11:20	
Vinyl acetate	mg/kg	0.011 U	0.064	0.011	09/08/17 11:20	
Vinyl chloride	mg/kg	0.0023 U	0.013	0.0023	09/08/17 11:20	
Xylene (Total)	mg/kg	0.0046 U	0.013	0.0046	09/08/17 11:20	
1,2-Dichloroethane-d4 (S)	%	95	70-132		09/08/17 11:20	
4-Bromofluorobenzene (S)	%	100	70-130		09/08/17 11:20	
Toluene-d8 (S)	%	101	70-130		09/08/17 11:20	

LABORATORY CONTROL SAMPLE: 2087851

Parameter	Units	Spike Conc.	LCS Result	LCS % Rec	% Rec Limits	Qualifiers
1,1,1,2-Tetrachloroethane	mg/kg	.06	0.061	101	74-137	
1,1,1-Trichloroethane	mg/kg	.06	0.055	91	67-140	
1,1,2,2-Tetrachloroethane	mg/kg	.06	0.059	99	72-141	
1,1,2-Trichloroethane	mg/kg	.06	0.056	94	78-138	
1,1-Dichloroethane	mg/kg	.06	0.053	88	69-134	
1,1-Dichloroethene	mg/kg	.06	0.055	92	67-138	
1,1-Dichloropropene	mg/kg	.06	0.055	91	69-139	
1,2,3-Trichlorobenzene	mg/kg	.06	0.067	112	70-146	
1,2,3-Trichloropropane	mg/kg	.06	0.061	101	69-144	
1,2,3-Trimethylbenzene	mg/kg	.06	0.060	101	70-149	
1,2,4-Trichlorobenzene	mg/kg	.06	0.067	112	68-148	
1,2,4-Trimethylbenzene	mg/kg	.06	0.062	104	74-137	

Results presented on this page are in the units indicated by the "Units" column except where an alternate unit is presented to the right of the result.

This report shall not be reproduced, except in full,
without the written consent of Pace Analytical Services, LLC.

Pace Analytical Services, LLC
3610 Park Central Blvd N
Pompano Beach, FL 33064
954-582-4300

QUALITY CONTROL DATA

Project: Ludlum Trail
Pace Project No.: 35333605

LABORATORY CONTROL SAMPLE: 2087851

Parameter	Units	Spike Conc.	LCS Result	LCS % Rec	% Rec Limits	Qualifiers
1,2-Dichlorobenzene	mg/kg	.06	0.061	102	77-141	
1,2-Dichloroethane	mg/kg	.06	0.054	91	65-137	
1,2-Dichloropropane	mg/kg	.06	0.058	97	72-136	
1,3,5-Trimethylbenzene	mg/kg	.06	0.060	100	76-133	
1,3-Dichlorobenzene	mg/kg	.06	0.061	102	74-138	
1,3-Dichloropropane	mg/kg	.06	0.061	102	71-139	
1,4-Dichlorobenzene	mg/kg	.06	0.062	103	76-138	
2,2-Dichloropropane	mg/kg	.06	0.054	90	68-137	
2-Butanone (MEK)	mg/kg	.12	0.12 I	97	58-147	
2-Chlorotoluene	mg/kg	.06	0.059	99	73-139	
2-Hexanone	mg/kg	.12	0.14	118	62-145	
4-Chlorotoluene	mg/kg	.06	0.060	101	76-141	
4-Methyl-2-pentanone (MIBK)	mg/kg	.12	0.12	101	64-149	
Acetone	mg/kg	.12	0.11 I	93	53-153	
Acetonitrile	mg/kg	.6	0.50	83	56-144	
Benzene	mg/kg	.06	0.055	93	73-135	
Bromobenzene	mg/kg	.06	0.062	103	75-133	
Bromochloromethane	mg/kg	.06	0.054	90	73-134	
Bromodichloromethane	mg/kg	.06	0.056	93	71-135	
Bromoform	mg/kg	.06	0.065	109	66-141	
Bromomethane	mg/kg	.06	0.067	112	53-160	
Carbon disulfide	mg/kg	.06	0.052	88	63-140	
Carbon tetrachloride	mg/kg	.06	0.057	95	60-145	
Chlorobenzene	mg/kg	.06	0.060	100	78-130	
Chloroethane	mg/kg	.06	0.063	106	64-149	
Chloroform	mg/kg	.06	0.053	89	70-134	
Chloromethane	mg/kg	.06	0.053	89	52-150	
cis-1,2-Dichloroethene	mg/kg	.06	0.054	91	70-133	
cis-1,3-Dichloropropene	mg/kg	.06	0.059	99	68-134	
Dibromochloromethane	mg/kg	.06	0.063	105	71-138	
Dibromomethane	mg/kg	.06	0.055	91	74-130	
Dichlorodifluoromethane	mg/kg	.06	0.053	89	40-160	
Ethylbenzene	mg/kg	.06	0.059	99	75-133	
Iodomethane	mg/kg	.12	0.11	89	69-144	
Isopropylbenzene (Cumene)	mg/kg	.06	0.058	97	76-143	
m&p-Xylene	mg/kg	.12	0.12	97	75-136	
Methyl-tert-butyl ether	mg/kg	.06	0.056	93	68-144	
Methylene Chloride	mg/kg	.06	0.049	82	45-154	
n-Butylbenzene	mg/kg	.06	0.062	104	72-137	
n-Propylbenzene	mg/kg	.06	0.059	99	76-136	
o-Xylene	mg/kg	.06	0.059	99	76-141	
p-Isopropyltoluene	mg/kg	.06	0.060	100	76-140	
sec-Butylbenzene	mg/kg	.06	0.060	100	79-139	
Styrene	mg/kg	.06	0.060	100	79-137	
tert-Butylbenzene	mg/kg	.06	0.054	90	74-143	
Tetrachloroethene	mg/kg	.06	0.053	89	71-138	
Toluene	mg/kg	.06	0.056	93	74-131	

Results presented on this page are in the units indicated by the "Units" column except where an alternate unit is presented to the right of the result.

This report shall not be reproduced, except in full,
without the written consent of Pace Analytical Services, LLC.

Pace Analytical Services, LLC
3610 Park Central Blvd N
Pompano Beach, FL 33064
954-582-4300

QUALITY CONTROL DATA

Project: Ludlum Trail
Pace Project No.: 35333605

LABORATORY CONTROL SAMPLE: 2087851

Parameter	Units	Spike Conc.	LCS Result	LCS % Rec	% Rec Limits	Qualifiers
trans-1,2-Dichloroethene	mg/kg	.06	0.054	90	67-135	
trans-1,3-Dichloropropene	mg/kg	.06	0.059	98	65-146	
Trichloroethene	mg/kg	.06	0.060	100	67-135	
Trichlorofluoromethane	mg/kg	.06	0.058	98	59-144	
Vinyl acetate	mg/kg	.12	0.11	93	40-160	
Vinyl chloride	mg/kg	.06	0.057	96	56-141	
Xylene (Total)	mg/kg	.18	0.18	98	76-137	
1,2-Dichloroethane-d4 (S)	%			98	70-132	
4-Bromofluorobenzene (S)	%			100	70-130	
Toluene-d8 (S)	%			96	70-130	

MATRIX SPIKE SAMPLE: 2088383

Parameter	Units	35333909004 Result	Spike Conc.	MS Result	MS % Rec	% Rec Limits	Qualifiers
1,1,1,2-Tetrachloroethane	mg/kg	0.0055 U	.0244	0.021	90	70-130	
1,1,1-Trichloroethane	mg/kg	0.0047 U	.0244	0.021	89	70-130	
1,1,2,2-Tetrachloroethane	mg/kg	0.0050 U	.0244	0.023	95	70-130	
1,1,2-Trichloroethane	mg/kg	0.0055 U	.0244	0.021	89	70-130	
1,1-Dichloroethane	mg/kg	0.0039 U	.0244	0.020	83	70-130	
1,1-Dichloroethene	mg/kg	0.0047 U	.0244	0.021	89	49-180	
1,1-Dichloropropene	mg/kg	0.0039 U	.0244	0.021	87	70-130	
1,2,3-Trichlorobenzene	mg/kg	0.0058 U	.0244	0.017	69	70-130	J(M1)
1,2,3-Trichloropropane	mg/kg	0.0042 U	.0244	0.023	97	70-130	
1,2,3-Trimethylbenzene	mg/kg	0.0045 U	.0244	0.022	90	70-130	
1,2,4-Trichlorobenzene	mg/kg	0.0042 U	.0244	0.017	70	70-130	
1,2,4-Trimethylbenzene	mg/kg	0.0053 U	.0244	0.022	93	70-130	
1,2-Dichlorobenzene	mg/kg	0.0050 U	.0244	0.021	87	70-130	
1,2-Dichloroethane	mg/kg	0.0058 U	.0244	0.022	93	70-130	
1,2-Dichloropropane	mg/kg	0.0045 U	.0244	0.022	90	70-130	
1,3,5-Trimethylbenzene	mg/kg	0.0047 U	.0244	0.022	92	70-130	
1,3-Dichlorobenzene	mg/kg	0.0053 U	.0244	0.022	93	70-130	
1,3-Dichloropropane	mg/kg	0.0050 U	.0244	0.022	92	70-130	
1,4-Dichlorobenzene	mg/kg	0.0045 U	.0244	0.022	91	70-130	
2,2-Dichloropropane	mg/kg	0.0045 U	.0244	0.021	89	70-130	
2-Butanone (MEK)	mg/kg	0.0076 U	.0478	0.040 I	83	70-130	
2-Chlorotoluene	mg/kg	0.0045 U	.0244	0.022	91	70-130	
2-Hexanone	mg/kg	0.010 U	.0478	0.044 I	92	70-130	
4-Chlorotoluene	mg/kg	0.0047 U	.0244	0.022	94	70-130	
4-Methyl-2-pentanone (MIBK)	mg/kg	0.0097 U	.0478	0.044 I	91	70-130	
Acetone	mg/kg	0.026 U	.0478	0.067 I	140	70-130	J(M1)
Acetonitrile	mg/kg	0.068 U	.244	0.24	101	70-130	
Benzene	mg/kg	0.0042 U	.0244	0.022	91	50-166	
Bromobenzene	mg/kg	0.0053 U	.0244	0.022	91	70-130	
Bromochloromethane	mg/kg	0.0045 U	.0244	0.019	81	70-130	
Bromodichloromethane	mg/kg	0.0050 U	.0244	0.021	88	70-130	

Results presented on this page are in the units indicated by the "Units" column except where an alternate unit is presented to the right of the result.

REPORT OF LABORATORY ANALYSIS

This report shall not be reproduced, except in full,
without the written consent of Pace Analytical Services, LLC.

Pace Analytical Services, LLC
3610 Park Central Blvd N
Pompano Beach, FL 33064
954-582-4300

QUALITY CONTROL DATA

Project: Ludlum Trail
Pace Project No.: 35333605

MATRIX SPIKE SAMPLE: 2088383

Parameter	Units	35333909004 Result	Spike Conc.	MS Result	MS % Rec	% Rec Limits	Qualifiers
Bromoform	mg/kg	0.0061 U	.0244	0.023	95	70-130	
Bromomethane	mg/kg	0.0066 U	.0244	0.020	83	70-130	
Carbon disulfide	mg/kg	0.0079 U	.0244	0.022	93	70-130	
Carbon tetrachloride	mg/kg	0.0068 U	.0244	0.023	94	70-130	
Chlorobenzene	mg/kg	0.0050 U	.0244	0.022	91	43-169	
Chloroethane	mg/kg	0.0063 U	.0244	0.022	92	70-130	
Chloroform	mg/kg	0.0042 U	.0244	0.022	90	70-130	
Chloromethane	mg/kg	0.0063 U	.0244	0.022	91	70-130	
cis-1,2-Dichloroethene	mg/kg	0.0037 U	.0244	0.021	86	70-130	
cis-1,3-Dichloropropene	mg/kg	0.0047 U	.0244	0.021	87	70-130	
Dibromochloromethane	mg/kg	0.0047 U	.0244	0.022	91	70-130	
Dibromomethane	mg/kg	0.0066 U	.0244	0.021	87	70-130	
Dichlorodifluoromethane	mg/kg	0.0095 U	.0244	0.017	71	70-130	
Ethylbenzene	mg/kg	0.0047 U	.0244	0.022	91	70-130	
Iodomethane	mg/kg	0.026 U	.0478	0.031	66	70-130	J(M1)
Isopropylbenzene (Cumene)	mg/kg	0.0050 U	.0244	0.021	87	70-130	
m&p-Xylene	mg/kg	0.0095 U	.0478	0.044	91	70-130	
Methyl-tert-butyl ether	mg/kg	0.0039 U	.0244	0.021	86	70-130	
Methylene Chloride	mg/kg	0.0079 U	.0244	0.022 I	90	70-130	
n-Butylbenzene	mg/kg	0.0047 U	.0244	0.022	92	70-130	
n-Propylbenzene	mg/kg	0.0045 U	.0244	0.022	94	70-130	
o-Xylene	mg/kg	0.0050 U	.0244	0.021	90	70-130	
p-Isopropyltoluene	mg/kg	0.0045 U	.0244	0.022	91	70-130	
sec-Butylbenzene	mg/kg	0.0042 U	.0244	0.022	92	70-130	
Styrene	mg/kg	0.0047 U	.0244	0.022	90	70-130	
tert-Butylbenzene	mg/kg	0.0053 U	.0244	0.019	81	70-130	
Tetrachloroethene	mg/kg	0.0045 U	.0244	0.019	79	70-130	
Toluene	mg/kg	0.0047 U	.0244	0.022	91	52-163	
trans-1,2-Dichloroethene	mg/kg	0.0050 U	.0244	0.022	90	70-130	
trans-1,3-Dichloropropene	mg/kg	0.0039 U	.0244	0.020	85	70-130	
Trichloroethene	mg/kg	0.0055 U	.0244	0.023	94	49-167	
Trichlorofluoromethane	mg/kg	0.0058 U	.0244	0.023	94	70-130	
Vinyl acetate	mg/kg	0.023 U	.0478	0.019 I	40	70-130	J(M1)
Vinyl chloride	mg/kg	0.0047 U	.0244	0.020	83	70-130	
1,2-Dichloroethane-d4 (S)	%				102	70-132	
4-Bromofluorobenzene (S)	%				99	70-130	
Toluene-d8 (S)	%				97	70-130	

SAMPLE DUPLICATE: 2088382

Parameter	Units	35333601018 Result	Dup Result	RPD	Max RPD	Qualifiers
1,1,1,2-Tetrachloroethane	mg/kg	0.0022 U	0.0022 U		30	
1,1,1-Trichloroethane	mg/kg	0.0019 U	0.0019 U		30	
1,1,2,2-Tetrachloroethane	mg/kg	0.0020 U	0.0020 U		30	
1,1,2-Trichloroethane	mg/kg	0.0022 U	0.0022 U		30	

Results presented on this page are in the units indicated by the "Units" column except where an alternate unit is presented to the right of the result.

REPORT OF LABORATORY ANALYSIS

This report shall not be reproduced, except in full,
without the written consent of Pace Analytical Services, LLC.

Pace Analytical Services, LLC
3610 Park Central Blvd N
Pompano Beach, FL 33064
954-582-4300

QUALITY CONTROL DATA

Project: Ludlum Trail
Pace Project No.: 35333605

SAMPLE DUPLICATE: 2088382

Parameter	Units	35333601018 Result	Dup Result	RPD	Max RPD	Qualifiers
1,1-Dichloroethane	mg/kg	0.0016 U	0.0016 U		30	
1,1-Dichloroethene	mg/kg	0.0019 U	0.0019 U		30	
1,1-Dichloropropene	mg/kg	0.0016 U	0.0016 U		30	
1,2,3-Trichlorobenzene	mg/kg	0.0023 U	0.0023 U		30	
1,2,3-Trichloropropane	mg/kg	0.0017 U	0.0017 U		30	
1,2,3-Trimethylbenzene	mg/kg	0.0018 U	0.0018 U		30	
1,2,4-Trichlorobenzene	mg/kg	0.0017 U	0.0017 U		30	
1,2,4-Trimethylbenzene	mg/kg	0.0021 U	0.0021 U		30	
1,2-Dichlorobenzene	mg/kg	0.0020 U	0.0020 U		30	
1,2-Dichloroethane	mg/kg	0.0023 U	0.0023 U		30	
1,2-Dichloropropane	mg/kg	0.0018 U	0.0018 U		30	
1,3,5-Trimethylbenzene	mg/kg	0.0019 U	0.0019 U		30	
1,3-Dichlorobenzene	mg/kg	0.0021 U	0.0021 U		30	
1,3-Dichloropropane	mg/kg	0.0020 U	0.0020 U		30	
1,4-Dichlorobenzene	mg/kg	0.0018 U	0.0018 U		30	
2,2-Dichloropropane	mg/kg	0.0018 U	0.0018 U		30	
2-Butanone (MEK)	mg/kg	0.0031 U	0.0031 U		30	
2-Chlorotoluene	mg/kg	0.0018 U	0.0018 U		30	
2-Hexanone	mg/kg	0.0041 U	0.0041 U		30	
4-Chlorotoluene	mg/kg	0.0019 U	0.0019 U		30	
4-Methyl-2-pentanone (MIBK)	mg/kg	0.0039 U	0.0039 U		30	
Acetone	mg/kg	0.026 I	0.025 I		30	
Acetonitrile	mg/kg	0.028 U	0.028 U		30	
Benzene	mg/kg	0.0017 U	0.0017 U		30	
Bromobenzene	mg/kg	0.0021 U	0.0021 U		30	
Bromochloromethane	mg/kg	0.0018 U	0.0018 U		30	
Bromodichloromethane	mg/kg	0.0020 U	0.0020 U		30	
Bromoform	mg/kg	0.0024 U	0.0024 U		30	
Bromomethane	mg/kg	0.0026 U	0.0026 U		30	
Carbon disulfide	mg/kg	0.0032 U	0.0032 U		30	
Carbon tetrachloride	mg/kg	0.0028 U	0.0028 U		30	
Chlorobenzene	mg/kg	0.0020 U	0.0020 U		30	
Chloroethane	mg/kg	0.0025 U	0.0025 U		30	
Chloroform	mg/kg	0.0017 U	0.0017 U		30	
Chloromethane	mg/kg	0.0025 U	0.0025 U		30	
cis-1,2-Dichloroethene	mg/kg	0.0015 U	0.0015 U		30	
cis-1,3-Dichloropropene	mg/kg	0.0019 U	0.0019 U		30	
Dibromochloromethane	mg/kg	0.0019 U	0.0019 U		30	
Dibromomethane	mg/kg	0.0026 U	0.0026 U		30	
Dichlorodifluoromethane	mg/kg	0.0038 U	0.0038 U		30	
Ethylbenzene	mg/kg	0.0019 U	0.0019 U		30	
Iodomethane	mg/kg	0.010 U	0.010 U		30	
Isopropylbenzene (Cumene)	mg/kg	0.0020 U	0.0020 U		30	
m&p-Xylene	mg/kg	0.0038 U	0.0038 U		30	
Methyl-tert-butyl ether	mg/kg	0.0016 U	0.0016 U		30	
Methylene Chloride	mg/kg	0.0032 U	0.0032 U		30	
n-Butylbenzene	mg/kg	0.0019 U	0.0019 U		30	

Results presented on this page are in the units indicated by the "Units" column except where an alternate unit is presented to the right of the result.

This report shall not be reproduced, except in full,
without the written consent of Pace Analytical Services, LLC.

Pace Analytical Services, LLC
3610 Park Central Blvd N
Pompano Beach, FL 33064
954-582-4300

QUALITY CONTROL DATA

Project: Ludlum Trail
Pace Project No.: 35333605

SAMPLE DUPLICATE: 2088382

Parameter	Units	35333601018 Result	Dup Result	RPD	Max RPD	Qualifiers
n-Propylbenzene	mg/kg	0.0018 U	0.0018 U		30	
o-Xylene	mg/kg	0.0020 U	0.0020 U		30	
p-Isopropyltoluene	mg/kg	0.0018 U	0.0018 U		30	
sec-Butylbenzene	mg/kg	0.0017 U	0.0017 U		30	
Styrene	mg/kg	0.0019 U	0.0019 U		30	
tert-Butylbenzene	mg/kg	0.0021 U	0.0021 U		30	
Tetrachloroethene	mg/kg	0.0018 U	0.0018 U		30	
Toluene	mg/kg	0.0019 U	0.0019 U		30	
trans-1,2-Dichloroethene	mg/kg	0.0020 U	0.0020 U		30	
trans-1,3-Dichloropropene	mg/kg	0.0016 U	0.0016 U		30	
Trichloroethene	mg/kg	0.0022 U	0.0022 U		30	
Trichlorofluoromethane	mg/kg	0.0023 U	0.0023 U		30	
Vinyl acetate	mg/kg	0.0093 U	0.0093 U		30	
Vinyl chloride	mg/kg	0.0019 U	0.0019 U		30	
Xylene (Total)	mg/kg	0.0038 U	0.0038 U		30	
1,2-Dichloroethane-d4 (S)	%	91	113	21		
4-Bromofluorobenzene (S)	%	98	94	4		
Toluene-d8 (S)	%	100	99	1		

Results presented on this page are in the units indicated by the "Units" column except where an alternate unit is presented to the right of the result.

This report shall not be reproduced, except in full,
without the written consent of Pace Analytical Services, LLC.

Pace Analytical Services, LLC
3610 Park Central Blvd N
Pompano Beach, FL 33064
954-582-4300

QUALITY CONTROL DATA

Project: Ludlum Trail
Pace Project No.: 35333605

QC Batch: 377004 | Analysis Method: EPA 8260
QC Batch Method: EPA 8260 | Analysis Description: 8260 MSV 5035A Volatile Organics
Associated Lab Samples: 35333605026

METHOD BLANK: 2088754 | Matrix: Solid
Associated Lab Samples: 35333605026

Parameter	Units	Blank Result	Reporting Limit	MDL	Analyzed	Qualifiers
1,1,1,2-Tetrachloroethane	mg/kg	0.0029 U	0.0069	0.0029	09/09/17 13:09	
1,1,1-Trichloroethane	mg/kg	0.0025 U	0.0069	0.0025	09/09/17 13:09	
1,1,2,2-Tetrachloroethane	mg/kg	0.0026 U	0.0069	0.0026	09/09/17 13:09	
1,1,2-Trichloroethane	mg/kg	0.0029 U	0.0069	0.0029	09/09/17 13:09	
1,1-Dichloroethane	mg/kg	0.0021 U	0.0069	0.0021	09/09/17 13:09	
1,1-Dichloroethene	mg/kg	0.0025 U	0.0069	0.0025	09/09/17 13:09	
1,1-Dichloropropene	mg/kg	0.0021 U	0.0069	0.0021	09/09/17 13:09	
1,2,3-Trichlorobenzene	mg/kg	0.0030 U	0.0069	0.0030	09/09/17 13:09	
1,2,3-Trichloropropane	mg/kg	0.0022 U	0.0069	0.0022	09/09/17 13:09	
1,2,3-Trimethylbenzene	mg/kg	0.0024 U	0.0069	0.0024	09/09/17 13:09	
1,2,4-Trichlorobenzene	mg/kg	0.0022 U	0.0069	0.0022	09/09/17 13:09	
1,2,4-Trimethylbenzene	mg/kg	0.0028 U	0.0069	0.0028	09/09/17 13:09	
1,2-Dichlorobenzene	mg/kg	0.0026 U	0.0069	0.0026	09/09/17 13:09	
1,2-Dichloroethane	mg/kg	0.0030 U	0.0069	0.0030	09/09/17 13:09	
1,2-Dichloropropane	mg/kg	0.0024 U	0.0069	0.0024	09/09/17 13:09	
1,3,5-Trimethylbenzene	mg/kg	0.0025 U	0.0069	0.0025	09/09/17 13:09	
1,3-Dichlorobenzene	mg/kg	0.0028 U	0.0069	0.0028	09/09/17 13:09	
1,3-Dichloropropane	mg/kg	0.0026 U	0.0069	0.0026	09/09/17 13:09	
1,4-Dichlorobenzene	mg/kg	0.0024 U	0.0069	0.0024	09/09/17 13:09	
2,2-Dichloropropane	mg/kg	0.0024 U	0.0069	0.0024	09/09/17 13:09	
2-Butanone (MEK)	mg/kg	0.0040 U	0.14	0.0040	09/09/17 13:09	
2-Chlorotoluene	mg/kg	0.0024 U	0.0069	0.0024	09/09/17 13:09	
2-Hexanone	mg/kg	0.0054 U	0.069	0.0054	09/09/17 13:09	
4-Chlorotoluene	mg/kg	0.0025 U	0.0069	0.0025	09/09/17 13:09	
4-Methyl-2-pentanone (MIBK)	mg/kg	0.0051 U	0.069	0.0051	09/09/17 13:09	
Acetone	mg/kg	0.014 U	0.14	0.014	09/09/17 13:09	
Acetonitrile	mg/kg	0.036 U	0.069	0.036	09/09/17 13:09	
Benzene	mg/kg	0.0022 U	0.0069	0.0022	09/09/17 13:09	
Bromobenzene	mg/kg	0.0028 U	0.0069	0.0028	09/09/17 13:09	
Bromochloromethane	mg/kg	0.0024 U	0.0069	0.0024	09/09/17 13:09	
Bromodichloromethane	mg/kg	0.0026 U	0.0069	0.0026	09/09/17 13:09	
Bromoform	mg/kg	0.0032 U	0.0069	0.0032	09/09/17 13:09	
Bromomethane	mg/kg	0.0035 U	0.014	0.0035	09/09/17 13:09	
Carbon disulfide	mg/kg	0.0042 U	0.014	0.0042	09/09/17 13:09	
Carbon tetrachloride	mg/kg	0.0036 U	0.0069	0.0036	09/09/17 13:09	
Chlorobenzene	mg/kg	0.0026 U	0.0069	0.0026	09/09/17 13:09	
Chloroethane	mg/kg	0.0033 U	0.014	0.0033	09/09/17 13:09	
Chloroform	mg/kg	0.0022 U	0.0069	0.0022	09/09/17 13:09	
Chloromethane	mg/kg	0.0033 U	0.014	0.0033	09/09/17 13:09	
cis-1,2-Dichloroethene	mg/kg	0.0019 U	0.0069	0.0019	09/09/17 13:09	
cis-1,3-Dichloropropene	mg/kg	0.0025 U	0.0069	0.0025	09/09/17 13:09	

Results presented on this page are in the units indicated by the "Units" column except where an alternate unit is presented to the right of the result.

This report shall not be reproduced, except in full,
without the written consent of Pace Analytical Services, LLC.

Pace Analytical Services, LLC
3610 Park Central Blvd N
Pompano Beach, FL 33064
954-582-4300

QUALITY CONTROL DATA

Project: Ludlum Trail
Pace Project No.: 35333605

METHOD BLANK: 2088754 Matrix: Solid
Associated Lab Samples: 35333605026

Parameter	Units	Blank Result	Reporting Limit	MDL	Analyzed	Qualifiers
Dibromochloromethane	mg/kg	0.0025 U	0.0069	0.0025	09/09/17 13:09	
Dibromomethane	mg/kg	0.0035 U	0.0069	0.0035	09/09/17 13:09	
Dichlorodifluoromethane	mg/kg	0.0050 U	0.014	0.0050	09/09/17 13:09	
Ethylbenzene	mg/kg	0.0025 U	0.0069	0.0025	09/09/17 13:09	
Iodomethane	mg/kg	0.014 U	0.014	0.014	09/09/17 13:09	
Isopropylbenzene (Cumene)	mg/kg	0.0026 U	0.0069	0.0026	09/09/17 13:09	
m&p-Xylene	mg/kg	0.0050 U	0.014	0.0050	09/09/17 13:09	
Methyl-tert-butyl ether	mg/kg	0.0021 U	0.0069	0.0021	09/09/17 13:09	
Methylene Chloride	mg/kg	0.0042 U	0.028	0.0042	09/09/17 13:09	
n-Butylbenzene	mg/kg	0.0025 U	0.0069	0.0025	09/09/17 13:09	
n-Propylbenzene	mg/kg	0.0024 U	0.0069	0.0024	09/09/17 13:09	
o-Xylene	mg/kg	0.0026 U	0.0069	0.0026	09/09/17 13:09	
p-Isopropyltoluene	mg/kg	0.0024 U	0.0069	0.0024	09/09/17 13:09	
sec-Butylbenzene	mg/kg	0.0022 U	0.0069	0.0022	09/09/17 13:09	
Styrene	mg/kg	0.0025 U	0.0069	0.0025	09/09/17 13:09	
tert-Butylbenzene	mg/kg	0.0028 U	0.0069	0.0028	09/09/17 13:09	
Tetrachloroethene	mg/kg	0.0024 U	0.0069	0.0024	09/09/17 13:09	
Toluene	mg/kg	0.0025 U	0.0069	0.0025	09/09/17 13:09	
trans-1,2-Dichloroethene	mg/kg	0.0026 U	0.0069	0.0026	09/09/17 13:09	
trans-1,3-Dichloropropene	mg/kg	0.0021 U	0.0069	0.0021	09/09/17 13:09	
Trichloroethene	mg/kg	0.0029 U	0.0069	0.0029	09/09/17 13:09	
Trichlorofluoromethane	mg/kg	0.0030 U	0.0069	0.0030	09/09/17 13:09	
Vinyl acetate	mg/kg	0.012 U	0.069	0.012	09/09/17 13:09	
Vinyl chloride	mg/kg	0.0025 U	0.014	0.0025	09/09/17 13:09	
Xylene (Total)	mg/kg	0.0050 U	0.014	0.0050	09/09/17 13:09	
1,2-Dichloroethane-d4 (S)	%	108	70-132		09/09/17 13:09	
4-Bromofluorobenzene (S)	%	96	70-130		09/09/17 13:09	
Toluene-d8 (S)	%	98	70-130		09/09/17 13:09	

LABORATORY CONTROL SAMPLE: 2088755

Parameter	Units	Spike Conc.	LCS Result	LCS % Rec	% Rec Limits	Qualifiers
1,1,1,2-Tetrachloroethane	mg/kg	.062	0.057	91	74-137	
1,1,1-Trichloroethane	mg/kg	.062	0.056	90	67-140	
1,1,2,2-Tetrachloroethane	mg/kg	.062	0.059	95	72-141	
1,1,2-Trichloroethane	mg/kg	.062	0.058	93	78-138	
1,1-Dichloroethane	mg/kg	.062	0.055	89	69-134	
1,1-Dichloroethene	mg/kg	.062	0.058	93	67-138	
1,1-Dichloropropene	mg/kg	.062	0.057	92	69-139	
1,2,3-Trichlorobenzene	mg/kg	.062	0.065	105	70-146	
1,2,3-Trichloropropane	mg/kg	.062	0.057	91	69-144	
1,2,3-Trimethylbenzene	mg/kg	.062	0.059	96	70-149	
1,2,4-Trichlorobenzene	mg/kg	.062	0.065	105	68-148	
1,2,4-Trimethylbenzene	mg/kg	.062	0.060	97	74-137	

Results presented on this page are in the units indicated by the "Units" column except where an alternate unit is presented to the right of the result.

This report shall not be reproduced, except in full,
without the written consent of Pace Analytical Services, LLC.

Pace Analytical Services, LLC
3610 Park Central Blvd N
Pompano Beach, FL 33064
954-582-4300

QUALITY CONTROL DATA

Project: Ludlum Trail
Pace Project No.: 35333605

LABORATORY CONTROL SAMPLE: 2088755

Parameter	Units	Spike Conc.	LCS Result	LCS % Rec	% Rec Limits	Qualifiers
1,2-Dichlorobenzene	mg/kg	.062	0.060	96	77-141	
1,2-Dichloroethane	mg/kg	.062	0.057	92	65-137	
1,2-Dichloropropane	mg/kg	.062	0.057	92	72-136	
1,3,5-Trimethylbenzene	mg/kg	.062	0.059	96	76-133	
1,3-Dichlorobenzene	mg/kg	.062	0.061	99	74-138	
1,3-Dichloropropane	mg/kg	.062	0.058	94	71-139	
1,4-Dichlorobenzene	mg/kg	.062	0.062	100	76-138	
2,2-Dichloropropane	mg/kg	.062	0.058	94	68-137	
2-Butanone (MEK)	mg/kg	.12	0.12 I	97	58-147	
2-Chlorotoluene	mg/kg	.062	0.058	94	73-139	
2-Hexanone	mg/kg	.12	0.13	106	62-145	
4-Chlorotoluene	mg/kg	.062	0.061	98	76-141	
4-Methyl-2-pentanone (MIBK)	mg/kg	.12	0.13	102	64-149	
Acetone	mg/kg	.12	0.16	127	53-153	
Acetonitrile	mg/kg	.62	0.62	100	56-144	
Benzene	mg/kg	.062	0.058	94	73-135	
Bromobenzene	mg/kg	.062	0.058	94	75-133	
Bromochloromethane	mg/kg	.062	0.054	87	73-134	
Bromodichloromethane	mg/kg	.062	0.058	93	71-135	
Bromoform	mg/kg	.062	0.059	95	66-141	
Bromomethane	mg/kg	.062	0.058	94	53-160	
Carbon disulfide	mg/kg	.062	0.059	95	63-140	
Carbon tetrachloride	mg/kg	.062	0.058	94	60-145	
Chlorobenzene	mg/kg	.062	0.058	94	78-130	
Chloroethane	mg/kg	.062	0.057	93	64-149	
Chloroform	mg/kg	.062	0.056	90	70-134	
Chloromethane	mg/kg	.062	0.061	99	52-150	
cis-1,2-Dichloroethene	mg/kg	.062	0.056	90	70-133	
cis-1,3-Dichloropropene	mg/kg	.062	0.060	97	68-134	
Dibromochloromethane	mg/kg	.062	0.058	93	71-138	
Dibromomethane	mg/kg	.062	0.058	93	74-130	
Dichlorodifluoromethane	mg/kg	.062	0.047	76	40-160	
Ethylbenzene	mg/kg	.062	0.059	95	75-133	
Iodomethane	mg/kg	.12	0.11	85	69-144	
Isopropylbenzene (Cumene)	mg/kg	.062	0.058	94	76-143	
m&p-Xylene	mg/kg	.12	0.12	94	75-136	
Methyl-tert-butyl ether	mg/kg	.062	0.055	89	68-144	
Methylene Chloride	mg/kg	.062	0.058	93	45-154	
n-Butylbenzene	mg/kg	.062	0.064	104	72-137	
n-Propylbenzene	mg/kg	.062	0.060	96	76-136	
o-Xylene	mg/kg	.062	0.058	94	76-141	
p-Isopropyltoluene	mg/kg	.062	0.061	98	76-140	
sec-Butylbenzene	mg/kg	.062	0.059	95	79-139	
Styrene	mg/kg	.062	0.059	96	79-137	
tert-Butylbenzene	mg/kg	.062	0.052	84	74-143	
Tetrachloroethene	mg/kg	.062	0.050	80	71-138	
Toluene	mg/kg	.062	0.061	99	74-131	

Results presented on this page are in the units indicated by the "Units" column except where an alternate unit is presented to the right of the result.

This report shall not be reproduced, except in full,
without the written consent of Pace Analytical Services, LLC.

Pace Analytical Services, LLC
3610 Park Central Blvd N
Pompano Beach, FL 33064
954-582-4300

QUALITY CONTROL DATA

Project: Ludlum Trail
Pace Project No.: 35333605

LABORATORY CONTROL SAMPLE: 2088755

Parameter	Units	Spike Conc.	LCS Result	LCS % Rec	% Rec Limits	Qualifiers
trans-1,2-Dichloroethene	mg/kg	.062	0.058	94	67-135	
trans-1,3-Dichloropropene	mg/kg	.062	0.059	95	65-146	
Trichloroethene	mg/kg	.062	0.060	98	67-135	
Trichlorofluoromethane	mg/kg	.062	0.058	93	59-144	
Vinyl acetate	mg/kg	.12	0.16	130	40-160	
Vinyl chloride	mg/kg	.062	0.054	88	56-141	
Xylene (Total)	mg/kg	.19	0.17	94	76-137	
1,2-Dichloroethane-d4 (S)	%			99	70-132	
4-Bromofluorobenzene (S)	%			100	70-130	
Toluene-d8 (S)	%			100	70-130	

MATRIX SPIKE SAMPLE: 2088981

Parameter	Units	92354332001 Result	Spike Conc.	MS Result	MS % Rec	% Rec Limits	Qualifiers
1,1,1,2-Tetrachloroethane	mg/kg	ND	.0188	0.018	96	70-130	
1,1,1-Trichloroethane	mg/kg	ND	.0188	0.017	94	70-130	
1,1,2,2-Tetrachloroethane	mg/kg	ND	.0188	0.017	94	70-130	
1,1,2-Trichloroethane	mg/kg	ND	.0188	0.017	91	70-130	
1,1-Dichloroethane	mg/kg	ND	.0188	0.017	95	70-130	
1,1-Dichloroethene	mg/kg	ND	.0188	0.019	101	49-180	
1,1-Dichloropropene	mg/kg	ND	.0188	0.017	93	70-130	
1,2,3-Trichlorobenzene	mg/kg	ND	.0188	0.017	91	70-130	
1,2,3-Trichloropropane	mg/kg	ND	.0188	0.018	96	70-130	
1,2,3-Trimethylbenzene	mg/kg			0.018			
1,2,4-Trichlorobenzene	mg/kg	ND	.0188	0.016	88	70-130	
1,2,4-Trimethylbenzene	mg/kg	ND	.0188	0.019	101	70-130	
1,2-Dichlorobenzene	mg/kg	ND	.0188	0.018	96	70-130	
1,2-Dichloroethane	mg/kg	ND	.0188	0.017	95	70-130	
1,2-Dichloropropane	mg/kg	ND	.0188	0.018	97	70-130	
1,3,5-Trimethylbenzene	mg/kg	ND	.0188	0.019	101	70-130	
1,3-Dichlorobenzene	mg/kg	ND	.0188	0.018	99	70-130	
1,3-Dichloropropane	mg/kg	ND	.0188	0.018	97	70-130	
1,4-Dichlorobenzene	mg/kg	ND	.0188	0.018	97	70-130	
2,2-Dichloropropane	mg/kg	ND	.0188	0.017	95	70-130	
2-Butanone (MEK)	mg/kg	ND	.0365	0.030 I	82	70-130	
2-Chlorotoluene	mg/kg	ND	.0188	0.019	101	70-130	
2-Hexanone	mg/kg	ND	.0365	0.032 I	86	70-130	
4-Chlorotoluene	mg/kg	ND	.0188	0.019	103	70-130	
4-Methyl-2-pentanone (MIBK)	mg/kg	ND	.0365	0.031 I	84	70-130	
Acetone	mg/kg	ND	.0365	0.042 I	113	70-130	
Acetonitrile	mg/kg			0.16			
Benzene	mg/kg	ND	.0188	0.018	100	50-166	
Bromobenzene	mg/kg	ND	.0188	0.019	101	70-130	
Bromochloromethane	mg/kg	ND	.0188	0.017	93	70-130	
Bromodichloromethane	mg/kg	ND	.0188	0.018	97	70-130	

Results presented on this page are in the units indicated by the "Units" column except where an alternate unit is presented to the right of the result.

This report shall not be reproduced, except in full,
without the written consent of Pace Analytical Services, LLC.

Pace Analytical Services, LLC
3610 Park Central Blvd N
Pompano Beach, FL 33064
954-582-4300

QUALITY CONTROL DATA

Project: Ludlum Trail
Pace Project No.: 35333605

MATRIX SPIKE SAMPLE: 2088981

Parameter	Units	92354332001 Result	Spike Conc.	MS Result	MS % Rec	% Rec Limits	Qualifiers
Bromoform	mg/kg	ND	.0188	0.016	87	70-130	
Bromomethane	mg/kg	ND	.0188	0.021	114	70-130	
Carbon disulfide	mg/kg			0.017			
Carbon tetrachloride	mg/kg	ND	.0188	0.020	110	70-130	
Chlorobenzene	mg/kg	ND	.0188	0.019	103	43-169	
Chloroethane	mg/kg	ND	.0188	0.021	116	70-130	
Chloroform	mg/kg	ND	.0188	0.017	95	70-130	
Chloromethane	mg/kg	ND	.0188	0.019	102	70-130	
cis-1,2-Dichloroethene	mg/kg	ND	.0188	0.017	93	70-130	
cis-1,3-Dichloropropene	mg/kg	ND	.0188	0.017	93	70-130	
Dibromochloromethane	mg/kg	ND	.0188	0.018	97	70-130	
Dibromomethane	mg/kg	ND	.0188	0.018	96	70-130	
Dichlorodifluoromethane	mg/kg	ND	.0188	0.018	97	70-130	
Ethylbenzene	mg/kg	ND	.0188	0.019	103	70-130	
Iodomethane	mg/kg			0.036			
Isopropylbenzene (Cumene)	mg/kg	ND	.0188	0.018	101	70-130	
m&p-Xylene	mg/kg	ND	.0365	0.037	100	70-130	
Methyl-tert-butyl ether	mg/kg	ND	.0188	0.015	83	70-130	
Methylene Chloride	mg/kg	ND	.0188	0.016 I	85	70-130	
n-Butylbenzene	mg/kg	ND	.0188	0.019	101	70-130	
n-Propylbenzene	mg/kg	ND	.0188	0.019	104	70-130	
o-Xylene	mg/kg	ND	.0188	0.018	101	70-130	
p-Isopropyltoluene	mg/kg	ND	.0188	0.018	100	70-130	
sec-Butylbenzene	mg/kg	ND	.0188	0.019	102	70-130	
Styrene	mg/kg	ND	.0188	0.018	97	70-130	
tert-Butylbenzene	mg/kg	ND	.0188	0.017	94	70-130	
Tetrachloroethene	mg/kg	ND	.0188	0.017	92	70-130	
Toluene	mg/kg	ND	.0188	0.019	101	52-163	
trans-1,2-Dichloroethene	mg/kg	ND	.0188	0.018	96	70-130	
trans-1,3-Dichloropropene	mg/kg	ND	.0188	0.016	88	70-130	
Trichloroethene	mg/kg	ND	.0188	0.019	102	49-167	
Trichlorofluoromethane	mg/kg	ND	.0188	0.020	109	70-130	
Vinyl acetate	mg/kg	ND	.0365	0.027 I	74	70-130	
Vinyl chloride	mg/kg	ND	.0188	0.018	100	70-130	
1,2-Dichloroethane-d4 (S)	%				95	70-132	
4-Bromofluorobenzene (S)	%				100	70-130	
Toluene-d8 (S)	%				98	70-130	

SAMPLE DUPLICATE: 2088980

Parameter	Units	92354019001 Result	Dup Result	RPD	Max RPD	Qualifiers
1,1,1,2-Tetrachloroethane	mg/kg	ND	0.0029 U		30	
1,1,1-Trichloroethane	mg/kg	ND	0.0025 U		30	
1,1,2,2-Tetrachloroethane	mg/kg	ND	0.0026 U		30	
1,1,2-Trichloroethane	mg/kg	ND	0.0029 U		30	

Results presented on this page are in the units indicated by the "Units" column except where an alternate unit is presented to the right of the result.

REPORT OF LABORATORY ANALYSIS

This report shall not be reproduced, except in full,
without the written consent of Pace Analytical Services, LLC.

Pace Analytical Services, LLC
3610 Park Central Blvd N
Pompano Beach, FL 33064
954-582-4300

QUALITY CONTROL DATA

Project: Ludlum Trail
Pace Project No.: 35333605

SAMPLE DUPLICATE: 2088980

Parameter	Units	92354019001 Result	Dup Result	RPD	Max RPD	Qualifiers
1,1-Dichloroethane	mg/kg	ND	0.0021 U		30	
1,1-Dichloroethene	mg/kg	ND	0.0025 U		30	
1,1-Dichloropropene	mg/kg	ND	0.0021 U		30	
1,2,3-Trichlorobenzene	mg/kg	ND	0.0030 U		30	
1,2,3-Trichloropropane	mg/kg	ND	0.0022 U		30	
1,2,3-Trimethylbenzene	mg/kg		0.0023 U			
1,2,4-Trichlorobenzene	mg/kg	ND	0.0022 U		30	
1,2,4-Trimethylbenzene	mg/kg	ND	0.0028 U		30	
1,2-Dichlorobenzene	mg/kg	ND	0.0026 U		30	
1,2-Dichloroethane	mg/kg	ND	0.0030 U		30	
1,2-Dichloropropane	mg/kg	ND	0.0023 U		30	
1,3,5-Trimethylbenzene	mg/kg	ND	0.0025 U		30	
1,3-Dichlorobenzene	mg/kg	ND	0.0028 U		30	
1,3-Dichloropropane	mg/kg	ND	0.0026 U		30	
1,4-Dichlorobenzene	mg/kg	ND	0.0023 U		30	
2,2-Dichloropropane	mg/kg	ND	0.0023 U		30	
2-Butanone (MEK)	mg/kg	ND	0.0040 U		30	
2-Chlorotoluene	mg/kg	ND	0.0023 U		30	
2-Hexanone	mg/kg	ND	0.0054 U		30	
4-Chlorotoluene	mg/kg	ND	0.0025 U		30	
4-Methyl-2-pentanone (MIBK)	mg/kg	ND	0.0051 U		30	
Acetone	mg/kg	ND	0.014 U		30	
Acetonitrile	mg/kg		0.036 U			
Benzene	mg/kg	ND	0.0022 U		30	
Bromobenzene	mg/kg	ND	0.0028 U		30	
Bromochloromethane	mg/kg	ND	0.0023 U		30	
Bromodichloromethane	mg/kg	ND	0.0026 U		30	
Bromoform	mg/kg	ND	0.0032 U		30	
Bromomethane	mg/kg	ND	0.0034 U		30	
Carbon disulfide	mg/kg		0.0041 U			
Carbon tetrachloride	mg/kg	ND	0.0036 U		30	
Chlorobenzene	mg/kg	ND	0.0026 U		30	
Chloroethane	mg/kg	ND	0.0033 U		30	
Chloroform	mg/kg	ND	0.0022 U		30	
Chloromethane	mg/kg	ND	0.0033 U		30	
cis-1,2-Dichloroethene	mg/kg	ND	0.0019 U		30	
cis-1,3-Dichloropropene	mg/kg	ND	0.0025 U		30	
Dibromochloromethane	mg/kg	ND	0.0025 U		30	
Dibromomethane	mg/kg	ND	0.0034 U		30	
Dichlorodifluoromethane	mg/kg	ND	0.0050 U		30	
Ethylbenzene	mg/kg	ND	0.0025 U		30	
Iodomethane	mg/kg		0.014 U			
Isopropylbenzene (Cumene)	mg/kg	ND	0.0026 U		30	
m&p-Xylene	mg/kg	ND	0.0050 U		30	
Methyl-tert-butyl ether	mg/kg	ND	0.0021 U		30	
Methylene Chloride	mg/kg	ND	0.0041 U		30	
n-Butylbenzene	mg/kg	ND	0.0025 U		30	

Results presented on this page are in the units indicated by the "Units" column except where an alternate unit is presented to the right of the result.

This report shall not be reproduced, except in full,
without the written consent of Pace Analytical Services, LLC.

Pace Analytical Services, LLC
3610 Park Central Blvd N
Pompano Beach, FL 33064
954-582-4300

QUALITY CONTROL DATA

Project: Ludlum Trail
Pace Project No.: 35333605

SAMPLE DUPLICATE: 2088980

Parameter	Units	92354019001 Result	Dup Result	RPD	Max RPD	Qualifiers
n-Propylbenzene	mg/kg	ND	0.0023 U		30	
o-Xylene	mg/kg	ND	0.0026 U		30	
p-Isopropyltoluene	mg/kg	ND	0.0023 U		30	
sec-Butylbenzene	mg/kg	ND	0.0022 U		30	
Styrene	mg/kg	ND	0.0025 U		30	
tert-Butylbenzene	mg/kg	ND	0.0028 U		30	
Tetrachloroethene	mg/kg	ND	0.0023 U		30	
Toluene	mg/kg	ND	0.0025 U		30	
trans-1,2-Dichloroethene	mg/kg	ND	0.0026 U		30	
trans-1,3-Dichloropropene	mg/kg	ND	0.0021 U		30	
Trichloroethene	mg/kg	ND	0.0029 U		30	
Trichlorofluoromethane	mg/kg	ND	0.0030 U		30	
Vinyl acetate	mg/kg	ND	0.012 U		30	
Vinyl chloride	mg/kg	ND	0.0025 U		30	
Xylene (Total)	mg/kg	ND	0.0050 U		30	
1,2-Dichloroethane-d4 (S)	%	111	89	33		
4-Bromofluorobenzene (S)	%	98	96	15		
Toluene-d8 (S)	%	100	104	7		

Results presented on this page are in the units indicated by the "Units" column except where an alternate unit is presented to the right of the result.

This report shall not be reproduced, except in full,
without the written consent of Pace Analytical Services, LLC.

Pace Analytical Services, LLC
3610 Park Central Blvd N
Pompano Beach, FL 33064
954-582-4300

QUALITY CONTROL DATA

Project: Ludlum Trail
Pace Project No.: 35333605

QC Batch: 391007 | Analysis Method: EPA 8270
QC Batch Method: EPA 3546 | Analysis Description: 8270 Solid MSSV Microwave Short Spike
Associated Lab Samples: 35333605001, 35333605002, 35333605004, 35333605005

METHOD BLANK: 2128169 | Matrix: Solid
Associated Lab Samples: 35333605001, 35333605002, 35333605004, 35333605005

Parameter	Units	Blank Result	Reporting Limit	MDL	Analyzed	Qualifiers
1-Methylnaphthalene	mg/kg	0.012 U	0.033	0.012	09/02/17 05:01	
2-Methylnaphthalene	mg/kg	0.013 U	0.033	0.013	09/02/17 05:01	
Acenaphthene	mg/kg	0.012 U	0.033	0.012	09/02/17 05:01	
Acenaphthylene	mg/kg	0.010 U	0.033	0.010	09/02/17 05:01	
Anthracene	mg/kg	0.010 U	0.033	0.010	09/02/17 05:01	
Benzo(a)anthracene	mg/kg	0.0096 U	0.033	0.0096	09/02/17 05:01	
Benzo(a)pyrene	mg/kg	0.010 I	0.033	0.0039	09/02/17 05:01	
Benzo(b)fluoranthene	mg/kg	0.025 U	0.033	0.025	09/02/17 05:01	
Benzo(g,h,i)perylene	mg/kg	0.027 I	0.033	0.012	09/02/17 05:01	
Benzo(k)fluoranthene	mg/kg	0.0071 U	0.033	0.0071	09/02/17 05:01	
Chrysene	mg/kg	0.012 U	0.033	0.012	09/02/17 05:01	
Dibenz(a,h)anthracene	mg/kg	0.027 I	0.033	0.017	09/02/17 05:01	
Fluoranthene	mg/kg	0.011 U	0.033	0.011	09/02/17 05:01	
Fluorene	mg/kg	0.015 U	0.033	0.015	09/02/17 05:01	
Indeno(1,2,3-cd)pyrene	mg/kg	0.027 I	0.033	0.017	09/02/17 05:01	
Naphthalene	mg/kg	0.011 U	0.033	0.011	09/02/17 05:01	
Phenanthrene	mg/kg	0.012 U	0.033	0.012	09/02/17 05:01	
Pyrene	mg/kg	0.017 U	0.033	0.017	09/02/17 05:01	
2-Fluorobiphenyl (S)	%	78	32-129		09/02/17 05:01	
Nitrobenzene-d5 (S)	%	79	16-123		09/02/17 05:01	
Terphenyl-d14 (S)	%	86	38-138		09/02/17 05:01	

LABORATORY CONTROL SAMPLE: 2128170

Parameter	Units	Spike Conc.	LCS Result	LCS % Rec	% Rec Limits	Qualifiers
1-Methylnaphthalene	mg/kg	1.7	1.1	64	27-123	
2-Methylnaphthalene	mg/kg	1.7	1.1	66	16-137	
Acenaphthene	mg/kg	1.7	1.2	70	37-120	
Acenaphthylene	mg/kg	1.7	1.2	70	41-120	
Anthracene	mg/kg	1.7	1.2	71	45-120	
Benzo(a)anthracene	mg/kg	1.7	1.3	76	44-120	
Benzo(a)pyrene	mg/kg	1.7	1.3	76	44-123	
Benzo(b)fluoranthene	mg/kg	1.7	1.3	78	37-124	
Benzo(g,h,i)perylene	mg/kg	1.7	1.3	78	42-125	
Benzo(k)fluoranthene	mg/kg	1.7	1.2	69	44-126	
Chrysene	mg/kg	1.7	1.3	79	45-120	
Dibenz(a,h)anthracene	mg/kg	1.7	1.2	73	43-124	
Fluoranthene	mg/kg	1.7	1.1	64	45-120	
Fluorene	mg/kg	1.7	1.1	67	42-120	
Indeno(1,2,3-cd)pyrene	mg/kg	1.7	1.3	77	43-123	

Results presented on this page are in the units indicated by the "Units" column except where an alternate unit is presented to the right of the result.

REPORT OF LABORATORY ANALYSIS

This report shall not be reproduced, except in full,
without the written consent of Pace Analytical Services, LLC.

Pace Analytical Services, LLC
3610 Park Central Blvd N
Pompano Beach, FL 33064
954-582-4300

QUALITY CONTROL DATA

Project: Ludlum Trail
Pace Project No.: 35333605

LABORATORY CONTROL SAMPLE: 2128170

Parameter	Units	Spike Conc.	LCS Result	LCS % Rec	% Rec Limits	Qualifiers
Naphthalene	mg/kg	1.7	1.2	69	40-120	
Phenanthrene	mg/kg	1.7	1.2	72	36-125	
Pyrene	mg/kg	1.7	1.1	64	41-123	
2-Fluorobiphenyl (S)	%			68	32-129	
Nitrobenzene-d5 (S)	%			68	16-123	
Terphenyl-d14 (S)	%			68	38-138	

MATRIX SPIKE & MATRIX SPIKE DUPLICATE: 2128358 2128359

Parameter	Units	35333413008 Result	MS Spike Conc.	MSD Spike Conc.	MS Result	MSD Result	MS % Rec	MSD % Rec	% Rec Limits	RPD	Max RPD	Qual
1-Methylnaphthalene	mg/kg	0.012 U	1.7	1.7	0.95	1.1	56	66	27-123	16	40	
2-Methylnaphthalene	mg/kg	0.014 U	1.7	1.7	0.98	1.1	58	66	16-137	13	40	
Acenaphthene	mg/kg	0.012 U	1.7	1.7	1.0	1.2	60	69	37-120	14	40	
Acenaphthylene	mg/kg	0.010 U	1.7	1.7	1.1	1.2	62	69	41-120	10	40	
Anthracene	mg/kg	0.010 U	1.7	1.7	1.1	1.2	62	71	45-120	13	40	
Benzo(a)anthracene	mg/kg	0.014 I	1.7	1.7	1.1	1.2	64	72	44-120	10	40	
Benzo(a)pyrene	mg/kg	0.016 I	1.7	1.7	1.1	1.2	64	73	44-123	12	40	
Benzo(b)fluoranthene	mg/kg	0.026 I	1.7	1.7	1.1	1.3	66	78	37-124	16	40	
Benzo(g,h,i)perylene	mg/kg	0.012 U	1.7	1.7	1.2	1.3	71	76	42-125	6	40	
Benzo(k)fluoranthene	mg/kg	0.0085 I	1.7	1.7	1.1	1.2	64	68	44-126	6	40	
Chrysene	mg/kg	0.012 I	1.7	1.7	1.2	1.3	68	79	45-120	14	40	
Dibenz(a,h)anthracene	mg/kg	0.017 U	1.7	1.7	1.1	1.2	65	70	43-124	6	40	
Fluoranthene	mg/kg	0.011 I	1.7	1.7	0.97	1.2	57	70	45-120	21	40	
Fluorene	mg/kg	0.015 U	1.7	1.7	1.0	1.1	59	64	42-120	8	40	
Indeno(1,2,3-cd)pyrene	mg/kg	0.017 U	1.7	1.7	1.2	1.3	68	74	43-123	8	40	
Naphthalene	mg/kg	0.011 U	1.7	1.7	0.99	1.1	58	67	40-120	14	40	
Phenanthrene	mg/kg	0.013 U	1.7	1.7	1.0	1.2	62	70	36-125	12	40	
Pyrene	mg/kg	0.017 U	1.7	1.7	0.95	1.2	55	71	41-123	24	40	
2-Fluorobiphenyl (S)	%						59	65	32-129			
Nitrobenzene-d5 (S)	%						60	64	16-123			
Terphenyl-d14 (S)	%						56	72	38-138			

Results presented on this page are in the units indicated by the "Units" column except where an alternate unit is presented to the right of the result.

This report shall not be reproduced, except in full,
without the written consent of Pace Analytical Services, LLC.

Pace Analytical Services, LLC
3610 Park Central Blvd N
Pompano Beach, FL 33064
954-582-4300

QUALITY CONTROL DATA

Project: Ludlum Trail
Pace Project No.: 35333605

QC Batch: 391025 | Analysis Method: EPA 8270
QC Batch Method: EPA 3546 | Analysis Description: 8270 Solid MSSV Microwave Short Spike

Associated Lab Samples: 35333605009, 35333605010, 35333605015, 35333605016, 35333605021, 35333605022, 35333605025, 35333605026, 35333605028, 35333605029, 35333605032, 35333605033, 35333605036, 35333605037, 35333605040, 35333605041, 35333605044, 35333605045, 35333605048, 35333605049

METHOD BLANK: 2128247 | Matrix: Solid

Associated Lab Samples: 35333605009, 35333605010, 35333605015, 35333605016, 35333605021, 35333605022, 35333605025, 35333605026, 35333605028, 35333605029, 35333605032, 35333605033, 35333605036, 35333605037, 35333605040, 35333605041, 35333605044, 35333605045, 35333605048, 35333605049

Parameter	Units	Blank Result	Reporting Limit	MDL	Analyzed	Qualifiers
1-Methylnaphthalene	mg/kg	0.012 U	0.033	0.012	09/02/17 22:07	
2-Methylnaphthalene	mg/kg	0.013 U	0.033	0.013	09/02/17 22:07	
Acenaphthene	mg/kg	0.012 U	0.033	0.012	09/02/17 22:07	
Acenaphthylene	mg/kg	0.010 U	0.033	0.010	09/02/17 22:07	
Anthracene	mg/kg	0.010 U	0.033	0.010	09/02/17 22:07	
Benzo(a)anthracene	mg/kg	0.0096 U	0.033	0.0096	09/02/17 22:07	
Benzo(a)pyrene	mg/kg	0.0069 I	0.033	0.0039	09/02/17 22:07	
Benzo(b)fluoranthene	mg/kg	0.025 U	0.033	0.025	09/02/17 22:07	
Benzo(g,h,i)perylene	mg/kg	0.012 U	0.033	0.012	09/02/17 22:07	
Benzo(k)fluoranthene	mg/kg	0.0071 U	0.033	0.0071	09/02/17 22:07	
Chrysene	mg/kg	0.012 U	0.033	0.012	09/02/17 22:07	
Dibenz(a,h)anthracene	mg/kg	0.017 U	0.033	0.017	09/02/17 22:07	
Fluoranthene	mg/kg	0.011 U	0.033	0.011	09/02/17 22:07	
Fluorene	mg/kg	0.015 U	0.033	0.015	09/02/17 22:07	
Indeno(1,2,3-cd)pyrene	mg/kg	0.017 U	0.033	0.017	09/02/17 22:07	
Naphthalene	mg/kg	0.011 U	0.033	0.011	09/02/17 22:07	
Phenanthrene	mg/kg	0.012 U	0.033	0.012	09/02/17 22:07	
Pyrene	mg/kg	0.017 U	0.033	0.017	09/02/17 22:07	
2-Fluorobiphenyl (S)	%	77	32-129		09/02/17 22:07	
Nitrobenzene-d5 (S)	%	78	16-123		09/02/17 22:07	
Terphenyl-d14 (S)	%	82	38-138		09/02/17 22:07	

LABORATORY CONTROL SAMPLE: 2128248

Parameter	Units	Spike Conc.	LCS Result	LCS % Rec	% Rec Limits	Qualifiers
1-Methylnaphthalene	mg/kg	1.7	1.2	71	27-123	
2-Methylnaphthalene	mg/kg	1.7	1.2	71	16-137	
Acenaphthene	mg/kg	1.7	1.3	76	37-120	
Acenaphthylene	mg/kg	1.7	1.3	78	41-120	
Anthracene	mg/kg	1.7	1.3	80	45-120	
Benzo(a)anthracene	mg/kg	1.7	1.4	82	44-120	
Benzo(a)pyrene	mg/kg	1.7	1.4	84	44-123	
Benzo(b)fluoranthene	mg/kg	1.7	1.4	87	37-124	
Benzo(g,h,i)perylene	mg/kg	1.7	1.4	85	42-125	
Benzo(k)fluoranthene	mg/kg	1.7	1.3	79	44-126	
Chrysene	mg/kg	1.7	1.4	85	45-120	

Results presented on this page are in the units indicated by the "Units" column except where an alternate unit is presented to the right of the result.

REPORT OF LABORATORY ANALYSIS

This report shall not be reproduced, except in full,
without the written consent of Pace Analytical Services, LLC.

Pace Analytical Services, LLC
3610 Park Central Blvd N
Pompano Beach, FL 33064
954-582-4300

QUALITY CONTROL DATA

Project: Ludlum Trail
Pace Project No.: 35333605

LABORATORY CONTROL SAMPLE: 2128248

Parameter	Units	Spike Conc.	LCS Result	LCS % Rec	% Rec Limits	Qualifiers
Dibenz(a,h)anthracene	mg/kg	1.7	1.4	82	43-124	
Fluoranthene	mg/kg	1.7	1.3	79	45-120	
Fluorene	mg/kg	1.7	1.3	75	42-120	
Indeno(1,2,3-cd)pyrene	mg/kg	1.7	1.4	86	43-123	
Naphthalene	mg/kg	1.7	1.3	76	40-120	
Phenanthrene	mg/kg	1.7	1.3	80	36-125	
Pyrene	mg/kg	1.7	1.3	78	41-123	
2-Fluorobiphenyl (S)	%			74	32-129	
Nitrobenzene-d5 (S)	%			72	16-123	
Terphenyl-d14 (S)	%			83	38-138	

MATRIX SPIKE & MATRIX SPIKE DUPLICATE: 2129615 2129616

Parameter	Units	35333605036 Result	MS Spike Conc.	MSD Spike Conc.	MS Result	MSD Result	MS % Rec	MSD % Rec	% Rec Limits	RPD	Max RPD	Qual
1-Methylnaphthalene	mg/kg	0.013 U	1.8	1.8	1.2	1.2	65	69	27-123	7	40	
2-Methylnaphthalene	mg/kg	0.014 U	1.8	1.8	1.2	1.3	67	72	16-137	7	40	
Acenaphthene	mg/kg	0.013 U	1.8	1.8	1.3	1.3	72	75	37-120	6	40	
Acenaphthylene	mg/kg	0.011 U	1.8	1.8	1.3	1.4	75	78	41-120	5	40	
Anthracene	mg/kg	0.011 U	1.8	1.8	1.3	1.4	74	78	45-120	6	40	
Benzo(a)anthracene	mg/kg	0.044	1.8	1.8	1.4	1.5	75	80	44-120	7	40	
Benzo(a)pyrene	mg/kg	0.059	1.8	1.8	1.4	1.5	77	80	44-123	4	40	
Benzo(b)fluoranthene	mg/kg	0.12	1.8	1.8	1.5	1.6	76	84	37-124	9	40	
Benzo(g,h,i)perylene	mg/kg	0.033 I	1.8	1.8	1.5	1.6	83	85	42-125	3	40	
Benzo(k)fluoranthene	mg/kg	0.0076 U	1.8	1.8	1.3	1.4	75	78	44-126	5	40	
Chrysene	mg/kg	0.069	1.8	1.8	1.4	1.5	73	81	45-120	11	40	
Dibenz(a,h)anthracene	mg/kg	0.018 U	1.8	1.8	1.4	1.5	78	83	43-124	8	40	
Fluoranthene	mg/kg	0.046	1.8	1.8	1.3	1.4	72	76	45-120	5	40	
Fluorene	mg/kg	0.016 U	1.8	1.8	1.3	1.3	73	74	42-120	3	40	
Indeno(1,2,3-cd)pyrene	mg/kg	0.025 I	1.8	1.8	1.5	1.6	82	88	43-123	7	40	
Naphthalene	mg/kg	0.011 U	1.8	1.8	1.3	1.3	72	73	40-120	4	40	
Phenanthrene	mg/kg	0.013 U	1.8	1.8	1.3	1.4	75	80	36-125	8	40	
Pyrene	mg/kg	0.053	1.8	1.8	1.3	1.4	73	77	41-123	6	40	
2-Fluorobiphenyl (S)	%						69	74	32-129			
Nitrobenzene-d5 (S)	%						69	72	16-123			
Terphenyl-d14 (S)	%						72	75	38-138			

Results presented on this page are in the units indicated by the "Units" column except where an alternate unit is presented to the right of the result.

This report shall not be reproduced, except in full,
without the written consent of Pace Analytical Services, LLC.

Pace Analytical Services, LLC
3610 Park Central Blvd N
Pompano Beach, FL 33064
954-582-4300

QUALITY CONTROL DATA

Project: Ludlum Trail
Pace Project No.: 35333605

QC Batch: 391181 | Analysis Method: EPA 8270
QC Batch Method: EPA 3546 | Analysis Description: 8270 Solid MSSV Microwave Short Spike
Associated Lab Samples: 35333605052, 35333605053, 35333605056, 35333605057, 35333605060, 35333605061

METHOD BLANK: 2128954 | Matrix: Solid
Associated Lab Samples: 35333605052, 35333605053, 35333605056, 35333605057, 35333605060, 35333605061

Parameter	Units	Blank Result	Reporting Limit	MDL	Analyzed	Qualifiers
1-Methylnaphthalene	mg/kg	0.012 U	0.033	0.012	09/05/17 16:22	
2-Methylnaphthalene	mg/kg	0.013 U	0.033	0.013	09/05/17 16:22	
Acenaphthene	mg/kg	0.012 U	0.033	0.012	09/05/17 16:22	
Acenaphthylene	mg/kg	0.010 U	0.033	0.010	09/05/17 16:22	
Anthracene	mg/kg	0.010 U	0.033	0.010	09/05/17 16:22	
Benzo(a)anthracene	mg/kg	0.0096 U	0.033	0.0096	09/05/17 16:22	
Benzo(a)pyrene	mg/kg	0.0039 U	0.033	0.0039	09/05/17 16:22	
Benzo(b)fluoranthene	mg/kg	0.025 U	0.033	0.025	09/05/17 16:22	
Benzo(g,h,i)perylene	mg/kg	0.012 U	0.033	0.012	09/05/17 16:22	
Benzo(k)fluoranthene	mg/kg	0.0072 U	0.033	0.0072	09/05/17 16:22	
Chrysene	mg/kg	0.012 U	0.033	0.012	09/05/17 16:22	
Dibenz(a,h)anthracene	mg/kg	0.017 U	0.033	0.017	09/05/17 16:22	
Fluoranthene	mg/kg	0.011 U	0.033	0.011	09/05/17 16:22	
Fluorene	mg/kg	0.015 U	0.033	0.015	09/05/17 16:22	
Indeno(1,2,3-cd)pyrene	mg/kg	0.017 U	0.033	0.017	09/05/17 16:22	
Naphthalene	mg/kg	0.011 U	0.033	0.011	09/05/17 16:22	
Phenanthrene	mg/kg	0.013 U	0.033	0.013	09/05/17 16:22	
Pyrene	mg/kg	0.017 U	0.033	0.017	09/05/17 16:22	
2-Fluorobiphenyl (S)	%	72	32-129		09/05/17 16:22	
Nitrobenzene-d5 (S)	%	70	16-123		09/05/17 16:22	
Terphenyl-d14 (S)	%	103	38-138		09/05/17 16:22	

LABORATORY CONTROL SAMPLE: 2128955

Parameter	Units	Spike Conc.	LCS Result	LCS % Rec	% Rec Limits	Qualifiers
1-Methylnaphthalene	mg/kg	1.7	1.1	66	27-123	
2-Methylnaphthalene	mg/kg	1.7	1.1	67	16-137	
Acenaphthene	mg/kg	1.7	1.2	71	37-120	
Acenaphthylene	mg/kg	1.7	1.2	69	41-120	
Anthracene	mg/kg	1.7	1.1	63	45-120	
Benzo(a)anthracene	mg/kg	1.7	1.3	77	44-120	
Benzo(a)pyrene	mg/kg	1.7	1.3	76	44-123	
Benzo(b)fluoranthene	mg/kg	1.7	1.6	93	37-124	
Benzo(g,h,i)perylene	mg/kg	1.7	1.8	105	42-125	
Benzo(k)fluoranthene	mg/kg	1.7	1.4	86	44-126	
Chrysene	mg/kg	1.7	1.4	82	45-120	
Dibenz(a,h)anthracene	mg/kg	1.7	1.6	98	43-124	
Fluoranthene	mg/kg	1.7	1.3	78	45-120	
Fluorene	mg/kg	1.7	1.3	75	42-120	
Indeno(1,2,3-cd)pyrene	mg/kg	1.7	1.7	101	43-123	

Results presented on this page are in the units indicated by the "Units" column except where an alternate unit is presented to the right of the result.

This report shall not be reproduced, except in full,
without the written consent of Pace Analytical Services, LLC.

Pace Analytical Services, LLC
3610 Park Central Blvd N
Pompano Beach, FL 33064
954-582-4300

QUALITY CONTROL DATA

Project: Ludlum Trail
Pace Project No.: 35333605

LABORATORY CONTROL SAMPLE: 2128955

Parameter	Units	Spike Conc.	LCS Result	LCS % Rec	% Rec Limits	Qualifiers
Naphthalene	mg/kg	1.7	1.2	70	40-120	
Phenanthrene	mg/kg	1.7	1.2	74	36-125	
Pyrene	mg/kg	1.7	1.3	76	41-123	
2-Fluorobiphenyl (S)	%			70	32-129	
Nitrobenzene-d5 (S)	%			66	16-123	
Terphenyl-d14 (S)	%			82	38-138	

MATRIX SPIKE & MATRIX SPIKE DUPLICATE: 2129790 2129791

Parameter	Units	35333558003 Result	MS Spike Conc.	MSD Spike Conc.	MS Result	MSD Result	MS % Rec	MSD % Rec	% Rec Limits	RPD	Max RPD	Qual
1-Methylnaphthalene	mg/kg	0.013 U	1.9	1.9	1.0	0.82	54	44	27-123	21	40	
2-Methylnaphthalene	mg/kg	0.015 U	1.9	1.9	1.0	0.83	56	45	16-137	23	40	
Acenaphthene	mg/kg	0.014 U	1.9	1.9	1.1	0.94	58	50	37-120	14	40	
Acenaphthylene	mg/kg	0.012 U	1.9	1.9	1.1	0.94	56	50	41-120	12	40	
Anthracene	mg/kg	0.011 U	1.9	1.9	1.1	0.91	57	49	45-120	15	40	
Benzo(a)anthracene	mg/kg	0.011 U	1.9	1.9	1.1	0.97	58	52	44-120	11	40	
Benzo(a)pyrene	mg/kg	0.0044 U	1.9	1.9	1.1	0.98	57	53	44-123	8	40	
Benzo(b)fluoranthene	mg/kg	0.028 U	1.9	1.9	1.1	0.99	59	53	37-124	11	40	
Benzo(g,h,i)perylene	mg/kg	0.013 U	1.9	1.9	1.2	1.1	65	60	42-125	8	40	
Benzo(k)fluoranthene	mg/kg	0.0081 U	1.9	1.9	0.95	0.86	51	46	44-126	9	40	
Chrysene	mg/kg	0.013 U	1.9	1.9	1.1	1.0	60	54	45-120	11	40	
Dibenz(a,h)anthracene	mg/kg	0.019 U	1.9	1.9	1.1	0.99	60	53	43-124	13	40	
Fluoranthene	mg/kg	0.012 U	1.9	1.9	1.1	1.1	61	57	45-120	7	40	
Fluorene	mg/kg	0.017 U	1.9	1.9	1.1	0.96	60	51	42-120	15	40	
Indeno(1,2,3-cd)pyrene	mg/kg	0.019 U	1.9	1.9	1.2	1.1	65	57	43-123	12	40	
Naphthalene	mg/kg	0.012 U	1.9	1.9	1.1	0.93	59	50	40-120	17	40	
Phenanthrene	mg/kg	0.014 U	1.9	1.9	1.1	0.97	59	52	36-125	12	40	
Pyrene	mg/kg	0.019 U	1.9	1.9	1.1	1.1	61	58	41-123	6	40	
2-Fluorobiphenyl (S)	%						54	44	32-129			
Nitrobenzene-d5 (S)	%						52	43	16-123			
Terphenyl-d14 (S)	%						61	58	38-138			

Results presented on this page are in the units indicated by the "Units" column except where an alternate unit is presented to the right of the result.

This report shall not be reproduced, except in full,
without the written consent of Pace Analytical Services, LLC.

Pace Analytical Services, LLC
3610 Park Central Blvd N
Pompano Beach, FL 33064
954-582-4300

QUALITY CONTROL DATA

Project: Ludlum Trail
Pace Project No.: 35333605

QC Batch: 392704 | Analysis Method: EPA 8270
QC Batch Method: EPA 3546 | Analysis Description: 8270 Solid MSSV Microwave Short Spike
Associated Lab Samples: 35333605024, 35333605031, 35333605035

METHOD BLANK: 2137811 | Matrix: Solid
Associated Lab Samples: 35333605024, 35333605031, 35333605035

Parameter	Units	Blank Result	Reporting Limit	MDL	Analyzed	Qualifiers
1-Methylnaphthalene	mg/kg	0.012 U	0.033	0.012	09/14/17 17:26	
2-Methylnaphthalene	mg/kg	0.014 U	0.033	0.014	09/14/17 17:26	
Acenaphthene	mg/kg	0.012 U	0.033	0.012	09/14/17 17:26	
Acenaphthylene	mg/kg	0.010 U	0.033	0.010	09/14/17 17:26	
Anthracene	mg/kg	0.010 U	0.033	0.010	09/14/17 17:26	
Benzo(a)anthracene	mg/kg	0.0097 U	0.033	0.0097	09/14/17 17:26	
Benzo(a)pyrene	mg/kg	0.0039 U	0.033	0.0039	09/14/17 17:26	
Benzo(b)fluoranthene	mg/kg	0.025 U	0.033	0.025	09/14/17 17:26	
Benzo(g,h,i)perylene	mg/kg	0.012 U	0.033	0.012	09/14/17 17:26	
Benzo(k)fluoranthene	mg/kg	0.0072 U	0.033	0.0072	09/14/17 17:26	
Chrysene	mg/kg	0.012 U	0.033	0.012	09/14/17 17:26	
Dibenz(a,h)anthracene	mg/kg	0.017 U	0.033	0.017	09/14/17 17:26	
Fluoranthene	mg/kg	0.011 U	0.033	0.011	09/14/17 17:26	
Fluorene	mg/kg	0.015 U	0.033	0.015	09/14/17 17:26	
Indeno(1,2,3-cd)pyrene	mg/kg	0.017 U	0.033	0.017	09/14/17 17:26	
Naphthalene	mg/kg	0.011 U	0.033	0.011	09/14/17 17:26	
Phenanthrene	mg/kg	0.013 U	0.033	0.013	09/14/17 17:26	
Pyrene	mg/kg	0.017 U	0.033	0.017	09/14/17 17:26	
2-Fluorobiphenyl (S)	%	83	32-129		09/14/17 17:26	
Nitrobenzene-d5 (S)	%	84	16-123		09/14/17 17:26	
Terphenyl-d14 (S)	%	96	38-138		09/14/17 17:26	

LABORATORY CONTROL SAMPLE: 2137812

Parameter	Units	Spike Conc.	LCS Result	LCS % Rec	% Rec Limits	Qualifiers
1-Methylnaphthalene	mg/kg	1.7	1.3	78	27-123	
2-Methylnaphthalene	mg/kg	1.7	1.4	82	16-137	
Acenaphthene	mg/kg	1.7	1.3	76	37-120	
Acenaphthylene	mg/kg	1.7	1.3	76	41-120	
Anthracene	mg/kg	1.7	1.3	79	45-120	
Benzo(a)anthracene	mg/kg	1.7	1.5	90	44-120	
Benzo(a)pyrene	mg/kg	1.7	1.4	81	44-123	
Benzo(b)fluoranthene	mg/kg	1.7	1.6	93	37-124	
Benzo(g,h,i)perylene	mg/kg	1.7	1.4	86	42-125	
Benzo(k)fluoranthene	mg/kg	1.7	1.4	81	44-126	
Chrysene	mg/kg	1.7	1.4	82	45-120	
Dibenz(a,h)anthracene	mg/kg	1.7	1.4	85	43-124	
Fluoranthene	mg/kg	1.7	1.4	85	45-120	
Fluorene	mg/kg	1.7	1.2	74	42-120	
Indeno(1,2,3-cd)pyrene	mg/kg	1.7	1.4	85	43-123	

Results presented on this page are in the units indicated by the "Units" column except where an alternate unit is presented to the right of the result.

This report shall not be reproduced, except in full,
without the written consent of Pace Analytical Services, LLC.

Pace Analytical Services, LLC
3610 Park Central Blvd N
Pompano Beach, FL 33064
954-582-4300

QUALITY CONTROL DATA

Project: Ludlum Trail
Pace Project No.: 35333605

LABORATORY CONTROL SAMPLE: 2137812

Parameter	Units	Spike Conc.	LCS Result	LCS % Rec	% Rec Limits	Qualifiers
Naphthalene	mg/kg	1.7	1.3	80	40-120	
Phenanthrene	mg/kg	1.7	1.3	79	36-125	
Pyrene	mg/kg	1.7	1.4	87	41-123	
2-Fluorobiphenyl (S)	%			89	32-129	
Nitrobenzene-d5 (S)	%			85	16-123	
Terphenyl-d14 (S)	%			87	38-138	

MATRIX SPIKE & MATRIX SPIKE DUPLICATE: 2137876 2137877

Parameter	Units	35333605018 Result	MS Spike Conc.	MSD Spike Conc.	MS Result	MSD Result	MS % Rec	MSD % Rec	% Rec Limits	RPD	Max RPD	Qual
1-Methylnaphthalene	mg/kg				1.3	1.1				14	40	
2-Methylnaphthalene	mg/kg				1.3	1.1				15	40	
Acenaphthene	mg/kg				1.3	1.1				14	40	
Acenaphthylene	mg/kg				1.3	1.2				2	40	
Anthracene	mg/kg				1.2	1.2				2	40	
Benzo(a)anthracene	mg/kg				1.3	1.3				3	40	
Benzo(a)pyrene	mg/kg				1.3	1.2				5	40	
Benzo(b)fluoranthene	mg/kg				1.5	1.4				3	40	
Benzo(g,h,i)perylene	mg/kg				1.3	1.3				1	40	
Benzo(k)fluoranthene	mg/kg				1.2	1.3				8	40	
Chrysene	mg/kg				1.3	1.2				6	40	
Dibenz(a,h)anthracene	mg/kg				1.3	1.3				0	40	
Fluoranthene	mg/kg				1.4	1.4				3	40	
Fluorene	mg/kg				1.3	1.2				8	40	
Indeno(1,2,3-cd)pyrene	mg/kg				1.3	1.3				2	40	
Naphthalene	mg/kg				1.2	1.1				11	40	
Phenanthrene	mg/kg				1.2	1.2				5	40	
Pyrene	mg/kg				1.4	1.4				3	40	
2-Fluorobiphenyl (S)	%						79	67	32-129			
Nitrobenzene-d5 (S)	%						75	68	16-123			
Terphenyl-d14 (S)	%						78	79	38-138			

Results presented on this page are in the units indicated by the "Units" column except where an alternate unit is presented to the right of the result.

This report shall not be reproduced, except in full,
without the written consent of Pace Analytical Services, LLC.

Pace Analytical Services, LLC
3610 Park Central Blvd N
Pompano Beach, FL 33064
954-582-4300

QUALITY CONTROL DATA

Project: Ludlum Trail
Pace Project No.: 35333605

QC Batch: 392712 | Analysis Method: EPA 8270
QC Batch Method: EPA 3546 | Analysis Description: 8270 Solid MSSV Microwave Short Spike
Associated Lab Samples: 35333605047, 35333605051, 35333605055, 35333605059, 35333605063

METHOD BLANK: 2137930 | Matrix: Solid
Associated Lab Samples: 35333605047, 35333605051, 35333605055, 35333605059, 35333605063

Parameter	Units	Blank Result	Reporting Limit	MDL	Analyzed	Qualifiers
1-Methylnaphthalene	mg/kg	0.012 U	0.033	0.012	09/15/17 16:59	
2-Methylnaphthalene	mg/kg	0.013 U	0.033	0.013	09/15/17 16:59	
Acenaphthene	mg/kg	0.012 U	0.033	0.012	09/15/17 16:59	
Acenaphthylene	mg/kg	0.010 U	0.033	0.010	09/15/17 16:59	
Anthracene	mg/kg	0.010 U	0.033	0.010	09/15/17 16:59	
Benzo(a)anthracene	mg/kg	0.0096 U	0.033	0.0096	09/15/17 16:59	
Benzo(a)pyrene	mg/kg	0.0039 U	0.033	0.0039	09/15/17 16:59	
Benzo(b)fluoranthene	mg/kg	0.025 U	0.033	0.025	09/15/17 16:59	
Benzo(g,h,i)perylene	mg/kg	0.012 U	0.033	0.012	09/15/17 16:59	
Benzo(k)fluoranthene	mg/kg	0.0072 U	0.033	0.0072	09/15/17 16:59	
Chrysene	mg/kg	0.012 U	0.033	0.012	09/15/17 16:59	
Dibenz(a,h)anthracene	mg/kg	0.017 U	0.033	0.017	09/15/17 16:59	
Fluoranthene	mg/kg	0.011 U	0.033	0.011	09/15/17 16:59	
Fluorene	mg/kg	0.015 U	0.033	0.015	09/15/17 16:59	
Indeno(1,2,3-cd)pyrene	mg/kg	0.017 U	0.033	0.017	09/15/17 16:59	
Naphthalene	mg/kg	0.011 U	0.033	0.011	09/15/17 16:59	
Phenanthrene	mg/kg	0.012 U	0.033	0.012	09/15/17 16:59	
Pyrene	mg/kg	0.017 U	0.033	0.017	09/15/17 16:59	
2-Fluorobiphenyl (S)	%	96	32-129		09/15/17 16:59	
Nitrobenzene-d5 (S)	%	58	16-123		09/15/17 16:59	
Terphenyl-d14 (S)	%	81	38-138		09/15/17 16:59	

LABORATORY CONTROL SAMPLE: 2137931

Parameter	Units	Spike Conc.	LCS Result	LCS % Rec	% Rec Limits	Qualifiers
1-Methylnaphthalene	mg/kg	1.7	1.4	86	27-123	
2-Methylnaphthalene	mg/kg	1.7	1.3	79	16-137	
Acenaphthene	mg/kg	1.7	1.4	80	37-120	
Acenaphthylene	mg/kg	1.7	1.5	86	41-120	
Anthracene	mg/kg	1.7	1.5	87	45-120	
Benzo(a)anthracene	mg/kg	1.7	1.4	82	44-120	
Benzo(a)pyrene	mg/kg	1.7	1.5	88	44-123	
Benzo(b)fluoranthene	mg/kg	1.7	1.6	98	37-124	
Benzo(g,h,i)perylene	mg/kg	1.7	2.0	118	42-125	
Benzo(k)fluoranthene	mg/kg	1.7	2.0	118	44-126	
Chrysene	mg/kg	1.7	1.6	96	45-120	
Dibenz(a,h)anthracene	mg/kg	1.7	1.7	102	43-124	
Fluoranthene	mg/kg	1.7	1.4	85	45-120	
Fluorene	mg/kg	1.7	1.4	83	42-120	
Indeno(1,2,3-cd)pyrene	mg/kg	1.7	1.6	94	43-123	

Results presented on this page are in the units indicated by the "Units" column except where an alternate unit is presented to the right of the result.

This report shall not be reproduced, except in full,
without the written consent of Pace Analytical Services, LLC.

Pace Analytical Services, LLC
3610 Park Central Blvd N
Pompano Beach, FL 33064
954-582-4300

QUALITY CONTROL DATA

Project: Ludlum Trail
Pace Project No.: 35333605

LABORATORY CONTROL SAMPLE: 2137931

Parameter	Units	Spike Conc.	LCS Result	LCS % Rec	% Rec Limits	Qualifiers
Naphthalene	mg/kg	1.7	1.3	76	40-120	
Phenanthrene	mg/kg	1.7	1.3	79	36-125	
Pyrene	mg/kg	1.7	1.1	67	41-123	
2-Fluorobiphenyl (S)	%			102	32-129	
Nitrobenzene-d5 (S)	%			68	16-123	
Terphenyl-d14 (S)	%			75	38-138	

MATRIX SPIKE & MATRIX SPIKE DUPLICATE: 2139201 2139202

Parameter	Units	35334458004 Result	MS Spike Conc.	MSD Spike Conc.	MS Result	MSD Result	MS % Rec	MSD % Rec	% Rec Limits	RPD	Max RPD	Qual
1-Methylnaphthalene	mg/kg	0.012 U	1.8	1.8	1.3	1.2	74	71	27-123	5	40	
2-Methylnaphthalene	mg/kg	0.014 U	1.8	1.8	1.1	1.2	65	68	16-137	4	40	
Acenaphthene	mg/kg	0.013 U	1.8	1.8	1.2	1.2	69	71	37-120	3	40	
Acenaphthylene	mg/kg	0.011 U	1.8	1.8	1.3	1.3	74	76	41-120	3	40	
Anthracene	mg/kg	0.011 U	1.8	1.8	1.3	1.3	73	76	45-120	5	40	
Benzo(a)anthracene	mg/kg	0.010 U	1.8	1.8	1.3	1.4	73	78	44-120	7	40	
Benzo(a)pyrene	mg/kg	0.0041 U	1.8	1.8	1.3	1.4	74	79	44-123	6	40	
Benzo(b)fluoranthene	mg/kg	0.026 U	1.8	1.8	1.2	1.3	71	75	37-124	6	40	
Benzo(g,h,i)perylene	mg/kg	0.012 U	1.8	1.8	1.4	1.5	79	85	42-125	7	40	
Benzo(k)fluoranthene	mg/kg	0.0075 U	1.8	1.8	1.4	1.5	80	85	44-126	6	40	
Chrysene	mg/kg	0.012 U	1.8	1.8	1.4	1.5	77	83	45-120	8	40	
Dibenz(a,h)anthracene	mg/kg	0.017 U	1.8	1.8	1.3	1.4	77	82	43-124	7	40	
Fluoranthene	mg/kg	0.011 U	1.8	1.8	1.1	1.7	63	95	45-120	41	40	J(R1)
Fluorene	mg/kg	0.016 U	1.8	1.8	1.3	1.3	72	74	42-120	3	40	
Indeno(1,2,3-cd)pyrene	mg/kg	0.017 U	1.8	1.8	1.4	1.4	78	81	43-123	3	40	
Naphthalene	mg/kg	0.011 U	1.8	1.8	1.1	1.2	64	66	40-120	3	40	
Phenanthrene	mg/kg	0.013 U	1.8	1.8	1.2	1.3	69	72	36-125	5	40	
Pyrene	mg/kg	0.017 U	1.8	1.8	1.3	1.7	75	99	41-123	27	40	
2-Fluorobiphenyl (S)	%						73	73	32-129			
Nitrobenzene-d5 (S)	%						65	53	16-123			
Terphenyl-d14 (S)	%						80	105	38-138			

Results presented on this page are in the units indicated by the "Units" column except where an alternate unit is presented to the right of the result.

This report shall not be reproduced, except in full,
without the written consent of Pace Analytical Services, LLC.

Pace Analytical Services, LLC
3610 Park Central Blvd N
Pompano Beach, FL 33064
954-582-4300

QUALITY CONTROL DATA

Project: Ludlum Trail
Pace Project No.: 35333605

QC Batch: 394177 | Analysis Method: EPA 8270 by SIM
QC Batch Method: EPA 3510 | Analysis Description: 8270 MSSV PAH by SIM SPLP
Associated Lab Samples: 35333605001, 35333605004, 35333605009, 35333605015, 35333605021, 35333605025, 35333605033, 35333605049, 35333605053, 35333605056

METHOD BLANK: 2147403 | Matrix: Water
Associated Lab Samples: 35333605001, 35333605004, 35333605009, 35333605015, 35333605021, 35333605025, 35333605033, 35333605049, 35333605053, 35333605056

Parameter	Units	Blank Result	Reporting Limit	MDL	Analyzed	Qualifiers
1-Methylnaphthalene	ug/L	1.0 U	2.0	1.0	09/25/17 20:23	
2-Methylnaphthalene	ug/L	1.0 U	2.0	1.0	09/25/17 20:23	
Acenaphthene	ug/L	0.025 U	0.50	0.025	09/25/17 20:23	
Acenaphthylene	ug/L	0.025 U	0.50	0.025	09/25/17 20:23	
Anthracene	ug/L	0.025 U	0.50	0.025	09/25/17 20:23	
Benzo(a)anthracene	ug/L	0.025 U	0.10	0.025	09/25/17 20:23	
Benzo(a)pyrene	ug/L	0.025 U	0.10	0.025	09/25/17 20:23	
Benzo(b)fluoranthene	ug/L	0.025 U	0.10	0.025	09/25/17 20:23	
Benzo(g,h,i)perylene	ug/L	0.028 U	0.50	0.028	09/25/17 20:23	
Benzo(k)fluoranthene	ug/L	0.025 U	0.50	0.025	09/25/17 20:23	
Chrysene	ug/L	0.025 U	0.50	0.025	09/25/17 20:23	
Dibenz(a,h)anthracene	ug/L	0.034 U	0.10	0.034	09/25/17 20:23	
Fluoranthene	ug/L	0.025 U	0.50	0.025	09/25/17 20:23	
Fluorene	ug/L	0.025 U	0.50	0.025	09/25/17 20:23	
Indeno(1,2,3-cd)pyrene	ug/L	0.029 U	0.10	0.029	09/25/17 20:23	
Naphthalene	ug/L	1.0 U	2.0	1.0	09/25/17 20:23	
Phenanthrene	ug/L	0.050 U	0.50	0.050	09/25/17 20:23	
Pyrene	ug/L	0.025 U	0.50	0.025	09/25/17 20:23	
2-Fluorobiphenyl (S)	%	77	33-101		09/25/17 20:23	
Terphenyl-d14 (S)	%	76	38-115		09/25/17 20:23	

LABORATORY CONTROL SAMPLE: 2147404

Parameter	Units	Spike Conc.	LCS Result	LCS % Rec	% Rec Limits	Qualifiers
1-Methylnaphthalene	ug/L	5	3.3	65	33-118	
2-Methylnaphthalene	ug/L	5	3.5	71	34-104	
Acenaphthene	ug/L	5	3.7	74	38-109	
Acenaphthylene	ug/L	5	3.9	79	31-115	
Anthracene	ug/L	5	4.1	82	38-111	
Benzo(a)anthracene	ug/L	5	4.6	92	36-110	
Benzo(a)pyrene	ug/L	5	3.8	77	27-107	
Benzo(b)fluoranthene	ug/L	5	4.8	95	32-119	
Benzo(g,h,i)perylene	ug/L	5	3.8	75	10-109	
Benzo(k)fluoranthene	ug/L	5	4.3	85	28-118	
Chrysene	ug/L	5	4.9	97	33-130	
Dibenz(a,h)anthracene	ug/L	5	3.9	78	10-104	
Fluoranthene	ug/L	5	4.5	91	45-115	
Fluorene	ug/L	5	4.3	85	41-114	

Results presented on this page are in the units indicated by the "Units" column except where an alternate unit is presented to the right of the result.

This report shall not be reproduced, except in full,
without the written consent of Pace Analytical Services, LLC.

Pace Analytical Services, LLC
3610 Park Central Blvd N
Pompano Beach, FL 33064
954-582-4300

QUALITY CONTROL DATA

Project: Ludlum Trail
Pace Project No.: 35333605

LABORATORY CONTROL SAMPLE: 2147404

Parameter	Units	Spike Conc.	LCS Result	LCS % Rec	% Rec Limits	Qualifiers
Indeno(1,2,3-cd)pyrene	ug/L	5	3.7	74	10-104	
Naphthalene	ug/L	5	3.5	70	38-100	
Phenanthrene	ug/L	5	4.3	85	41-106	
Pyrene	ug/L	5	4.3	86	45-115	
2-Fluorobiphenyl (S)	%			70	33-101	
Terphenyl-d14 (S)	%			83	38-115	

MATRIX SPIKE & MATRIX SPIKE DUPLICATE: 2148154 2148155

Parameter	Units	35333605001 Result	MS Spike Conc.	MSD Spike Conc.	MS Result	MSD Result	MS % Rec	MSD % Rec	% Rec Limits	RPD	Max RPD	Qual
1-Methylnaphthalene	ug/L	1.0 U	5	5	2.9	3.0	58	59	33-118	1	40	
2-Methylnaphthalene	ug/L	1.0 U	5	5	2.9	2.9	58	58	34-104	1	40	
Acenaphthene	ug/L	0.025 U	5	5	3.2	3.0	64	60	38-109	6	40	
Acenaphthylene	ug/L	0.025 U	5	5	3.7	3.5	74	71	31-115	5	40	
Anthracene	ug/L	1.1	5	5	3.9	3.8	56	54	38-111	3	40	
Benzo(a)anthracene	ug/L	1.7	5	5	4.6	4.6	58	58	36-110	0	40	
Benzo(a)pyrene	ug/L	1.3	5	5	3.9	3.9	52	52	27-107	1	40	
Benzo(b)fluoranthene	ug/L	0.56	5	5	4.6	4.9	81	87	32-119	6	40	
Benzo(g,h,i)perylene	ug/L	1.4	5	5	4.0	3.8	53	48	10-109	6	40	
Benzo(k)fluoranthene	ug/L	0.025 U	5	5	4.5	4.1	91	81	28-118	11	40	
Chrysene	ug/L	0.15 I	5	5	4.8	4.6	93	90	33-130	4	40	
Dibenz(a,h)anthracene	ug/L	1.5	5	5	3.9	3.8	48	46	10-104	3	40	
Fluoranthene	ug/L	1.3	5	5	4.4	4.6	62	65	45-115	4	40	
Fluorene	ug/L	0.025 U	5	5	4.0	3.6	81	73	41-114	11	40	
Indeno(1,2,3-cd)pyrene	ug/L	1.5	5	5	3.9	3.7	47	44	10-104	4	40	
Naphthalene	ug/L	1.0 U	5	5	3.2	3.0	64	60	38-100	7	40	
Phenanthrene	ug/L	0.050 U	5	5	4.0	3.7	78	74	41-106	6	40	
Pyrene	ug/L	0.94	5	5	4.3	4.4	67	70	45-115	3	40	
2-Fluorobiphenyl (S)	%						60	61	33-101			
Terphenyl-d14 (S)	%						79	80	38-115			

Results presented on this page are in the units indicated by the "Units" column except where an alternate unit is presented to the right of the result.

REPORT OF LABORATORY ANALYSIS

This report shall not be reproduced, except in full,
without the written consent of Pace Analytical Services, LLC.

Pace Analytical Services, LLC
3610 Park Central Blvd N
Pompano Beach, FL 33064
954-582-4300

QUALITY CONTROL DATA

Project: Ludlum Trail
Pace Project No.: 35333605

QC Batch: 395986 | Analysis Method: EPA 8270 by SIM
QC Batch Method: EPA 3510 | Analysis Description: 8270 MSSV PAH by SIM SPLP
Associated Lab Samples: 35333605057

METHOD BLANK: 2160050 | Matrix: Water
Associated Lab Samples: 35333605057

Parameter	Units	Blank Result	Reporting Limit	MDL	Analyzed	Qualifiers
1-Methylnaphthalene	ug/L	1.0 U	2.0	1.0	10/05/17 00:17	
2-Methylnaphthalene	ug/L	1.0 U	2.0	1.0	10/05/17 00:17	
Acenaphthene	ug/L	0.025 U	0.50	0.025	10/05/17 00:17	
Acenaphthylene	ug/L	0.025 U	0.50	0.025	10/05/17 00:17	
Anthracene	ug/L	0.025 U	0.50	0.025	10/05/17 00:17	
Benzo(a)anthracene	ug/L	0.025 U	0.10	0.025	10/05/17 00:17	
Benzo(a)pyrene	ug/L	0.025 U	0.10	0.025	10/05/17 00:17	
Benzo(b)fluoranthene	ug/L	0.025 U	0.10	0.025	10/05/17 00:17	
Benzo(g,h,i)perylene	ug/L	0.028 U	0.50	0.028	10/05/17 00:17	
Benzo(k)fluoranthene	ug/L	0.025 U	0.50	0.025	10/05/17 00:17	
Chrysene	ug/L	0.025 U	0.50	0.025	10/05/17 00:17	
Dibenz(a,h)anthracene	ug/L	0.034 U	0.10	0.034	10/05/17 00:17	
Fluoranthene	ug/L	0.025 U	0.50	0.025	10/05/17 00:17	
Fluorene	ug/L	0.025 U	0.50	0.025	10/05/17 00:17	
Indeno(1,2,3-cd)pyrene	ug/L	0.029 U	0.10	0.029	10/05/17 00:17	
Naphthalene	ug/L	1.0 U	2.0	1.0	10/05/17 00:17	
Phenanthrene	ug/L	0.050 U	0.50	0.050	10/05/17 00:17	
Pyrene	ug/L	0.025 U	0.50	0.025	10/05/17 00:17	
2-Fluorobiphenyl (S)	%	69	33-101		10/05/17 00:17	
Terphenyl-d14 (S)	%	51	38-115		10/05/17 00:17	

LABORATORY CONTROL SAMPLE & LCSD: 2160051 2160052

Parameter	Units	Spike Conc.	LCS Result	LCSD Result	LCS % Rec	LCSD % Rec	% Rec Limits	RPD	Max RPD	Qualifiers
1-Methylnaphthalene	ug/L	5	3.8	3.2	76	63	33-118	19	40	
2-Methylnaphthalene	ug/L	5	3.2	2.8	64	55	34-104	14	40	
Acenaphthene	ug/L	5	3.4	3.2	69	63	38-109	8	40	
Acenaphthylene	ug/L	5	3.6	3.4	72	67	31-115	6	40	
Anthracene	ug/L	5	3.6	3.3	72	66	38-111	9	40	
Benzo(a)anthracene	ug/L	5	3.2	3.4	64	68	36-110	5	40	
Benzo(a)pyrene	ug/L	5	3.5	3.4	70	68	27-107	4	40	
Benzo(b)fluoranthene	ug/L	5	3.2	3.0	63	59	32-119	6	40	
Benzo(g,h,i)perylene	ug/L	5	5.5	5.5	111	110	10-109	1	40	J(L1)
Benzo(k)fluoranthene	ug/L	5	4.6	4.0	92	81	28-118	13	40	
Chrysene	ug/L	5	5.1	4.7	103	94	33-130	9	40	
Dibenz(a,h)anthracene	ug/L	5	5.1	4.5	101	90	10-104	11	40	
Fluoranthene	ug/L	5	3.2	3.3	63	66	45-115	5	40	
Fluorene	ug/L	5	3.4	3.1	67	62	41-114	7	40	
Indeno(1,2,3-cd)pyrene	ug/L	5	4.8	4.3	96	87	10-104	10	40	
Naphthalene	ug/L	5	3.5	3.0	71	61	38-100	15	40	

Results presented on this page are in the units indicated by the "Units" column except where an alternate unit is presented to the right of the result.

REPORT OF LABORATORY ANALYSIS

This report shall not be reproduced, except in full,
without the written consent of Pace Analytical Services, LLC.

Pace Analytical Services, LLC
3610 Park Central Blvd N
Pompano Beach, FL 33064
954-582-4300

QUALITY CONTROL DATA

Project: Ludlum Trail
Pace Project No.: 35333605

LABORATORY CONTROL SAMPLE & LCSD: 2160051 2160052

Parameter	Units	Spike Conc.	LCS Result	LCSD Result	LCS % Rec	LCSD % Rec	% Rec Limits	RPD	Max RPD	Qualifiers
Phenanthrene	ug/L	5	3.6	3.3	71	67	41-106	7	40	
Pyrene	ug/L	5	2.8	3.0	57	60	45-115	6	40	
2-Fluorobiphenyl (S)	%				70	62	33-101			
Terphenyl-d14 (S)	%				52	57	38-115			

Results presented on this page are in the units indicated by the "Units" column except where an alternate unit is presented to the right of the result.

This report shall not be reproduced, except in full,
without the written consent of Pace Analytical Services, LLC.

Pace Analytical Services, LLC
3610 Park Central Blvd N
Pompano Beach, FL 33064
954-582-4300

QUALITY CONTROL DATA

Project: Ludlum Trail
Pace Project No.: 35333605

QC Batch: 391019 | Analysis Method: FL-PRO
QC Batch Method: EPA 3546 | Analysis Description: FL-PRO Soil

Associated Lab Samples: 35333605001, 35333605002, 35333605004, 35333605005, 35333605009, 35333605010, 35333605015, 35333605016, 35333605021, 35333605022, 35333605025, 35333605026, 35333605028, 35333605029, 35333605032, 35333605033, 35333605036

METHOD BLANK: 2128203 | Matrix: Solid

Associated Lab Samples: 35333605001, 35333605002, 35333605004, 35333605005, 35333605009, 35333605010, 35333605015, 35333605016, 35333605021, 35333605022, 35333605025, 35333605026, 35333605028, 35333605029, 35333605032, 35333605033, 35333605036

Parameter	Units	Blank Result	Reporting Limit	MDL	Analyzed	Qualifiers
Petroleum Range Organics	mg/kg	2.5 U	4.0	2.5	09/06/17 07:42	
N-Pentatriacontane (S)	%	98	42-159		09/06/17 07:42	
o-Terphenyl (S)	%	96	62-109		09/06/17 07:42	

LABORATORY CONTROL SAMPLE: 2128204

Parameter	Units	Spike Conc.	LCS Result	LCS % Rec	% Rec Limits	Qualifiers
Petroleum Range Organics	mg/kg	201	152	76	63-153	
N-Pentatriacontane (S)	%			89	42-159	
o-Terphenyl (S)	%			88	62-109	

MATRIX SPIKE & MATRIX SPIKE DUPLICATE: 2131866 2131867

Parameter	Units	35333605010 Result	MS Spike Conc.	MSD Spike Conc.	MS Result	MSD Result	MS % Rec	MSD % Rec	% Rec Limits	RPD	Max RPD	Qual
Petroleum Range Organics	mg/kg	10.4	209	208	169	162	76	72	51-215	4	25	
N-Pentatriacontane (S)	%						94	79	42-159			
o-Terphenyl (S)	%						89	102	62-109			

Results presented on this page are in the units indicated by the "Units" column except where an alternate unit is presented to the right of the result.

REPORT OF LABORATORY ANALYSIS

This report shall not be reproduced, except in full,
without the written consent of Pace Analytical Services, LLC.

Pace Analytical Services, LLC
3610 Park Central Blvd N
Pompano Beach, FL 33064
954-582-4300

QUALITY CONTROL DATA

Project: Ludlum Trail
Pace Project No.: 35333605

QC Batch: 391020 Analysis Method: FL-PRO
QC Batch Method: EPA 3546 Analysis Description: FL-PRO Soil
Associated Lab Samples: 35333605037, 35333605040, 35333605041, 35333605044, 35333605045, 35333605048, 35333605049, 35333605052, 35333605053, 35333605056, 35333605057, 35333605060, 35333605061

METHOD BLANK: 2128205 Matrix: Solid
Associated Lab Samples: 35333605037, 35333605040, 35333605041, 35333605044, 35333605045, 35333605048, 35333605049, 35333605052, 35333605053, 35333605056, 35333605057, 35333605060, 35333605061

Parameter	Units	Blank Result	Reporting Limit	MDL	Analyzed	Qualifiers
Petroleum Range Organics	mg/kg	4.5	4.1	2.6	09/06/17 14:08	
N-Pentatriacontane (S)	%	87	42-159		09/06/17 14:08	
o-Terphenyl (S)	%	106	62-109		09/06/17 14:08	

LABORATORY CONTROL SAMPLE: 2128206

Parameter	Units	Spike Conc.	LCS Result	LCS % Rec	% Rec Limits	Qualifiers
Petroleum Range Organics	mg/kg	201	152	76	63-153	
N-Pentatriacontane (S)	%			82	42-159	
o-Terphenyl (S)	%			92	62-109	

MATRIX SPIKE & MATRIX SPIKE DUPLICATE: 2129703 2129704

Parameter	Units	35333585001 Result	MS Spike Conc.	MSD Spike Conc.	MS Result	MSD Result	MS % Rec	MSD % Rec	% Rec Limits	RPD	Max RPD	Qual
Petroleum Range Organics	mg/kg	2.6 U	203	203	157	139	76	68	51-215	12	25	
N-Pentatriacontane (S)	%						80	89	42-159			
o-Terphenyl (S)	%						92	80	62-109			

Results presented on this page are in the units indicated by the "Units" column except where an alternate unit is presented to the right of the result.

REPORT OF LABORATORY ANALYSIS

This report shall not be reproduced, except in full,
without the written consent of Pace Analytical Services, LLC.

Pace Analytical Services, LLC
3610 Park Central Blvd N
Pompano Beach, FL 33064
954-582-4300

QUALITY CONTROL DATA

Project: Ludlum Trail
Pace Project No.: 35333605

QC Batch: 392907 | Analysis Method: TPH in Soil
QC Batch Method: TPH in Soil | Analysis Description: TPHCWGSL Soil
Associated Lab Samples: 35333605004, 35333605015

METHOD BLANK: 2139066 | Matrix: Solid
Associated Lab Samples: 35333605004, 35333605015

Parameter	Units	Blank Result	Reporting Limit	MDL	Analyzed	Qualifiers
Aliphatic (>C05-C06)	mg/kg	6.9 U	19.6	6.9	09/15/17 15:30	
Aliphatic (>C06-C08)	mg/kg	6.9 U	19.6	6.9	09/15/17 15:30	
Aliphatic (>C08-C10)	mg/kg	6.9 U	19.6	6.9	09/15/17 15:30	
Aliphatic (>C10-C12)	mg/kg	6.9 U	19.6	6.9	09/15/17 15:30	
Aliphatic (>C12-C16)	mg/kg	6.9 U	19.6	6.9	09/15/17 15:30	
Aliphatic (>C16-C35)	mg/kg	6.9 U	19.6	6.9	09/15/17 15:30	
Aromatic (>C05-C07)	mg/kg	6.9 U	19.6	6.9	09/15/17 15:30	
Aromatic (>C07-C08)	mg/kg	6.9 U	19.6	6.9	09/15/17 15:30	
Aromatic (>C08-C10)	mg/kg	6.9 U	19.6	6.9	09/15/17 15:30	
Aromatic (>C10-C12)	mg/kg	6.9 U	19.6	6.9	09/15/17 15:30	
Aromatic (>C12-C16)	mg/kg	6.9 U	19.6	6.9	09/15/17 15:30	
Aromatic (>C16-C21)	mg/kg	6.9 U	19.6	6.9	09/15/17 15:30	
Aromatic (>C21-C35)	mg/kg	6.9 U	19.6	6.9	09/15/17 15:30	
TPH Total (C05-C35)	mg/kg	6.9 U	19.6	6.9	09/15/17 15:30	

LABORATORY CONTROL SAMPLE: 2139067

Parameter	Units	Spike Conc.	LCS Result	LCS % Rec	% Rec Limits	Qualifiers
TPH Total (C05-C35)	mg/kg	2470	1630	66	60-140	

MATRIX SPIKE & MATRIX SPIKE DUPLICATE: 2139068 2139069

Parameter	Units	35333605004 Result	MS Spike Conc.	MSD Spike Conc.	MS Result	MSD Result	MS % Rec	MSD % Rec	% Rec Limits	RPD	Max RPD	Qual
TPH Total (C05-C35)	mg/kg	7.1 U	2530	2520	1560	1690	62	67	60-140	8	30	Q

Results presented on this page are in the units indicated by the "Units" column except where an alternate unit is presented to the right of the result.

REPORT OF LABORATORY ANALYSIS

This report shall not be reproduced, except in full,
without the written consent of Pace Analytical Services, LLC.

Pace Analytical Services, LLC
3610 Park Central Blvd N
Pompano Beach, FL 33064
954-582-4300

QUALITY CONTROL DATA

Project: Ludlum Trail
Pace Project No.: 35333605

QC Batch: 391254 | Analysis Method: ASTM D2974-87
QC Batch Method: ASTM D2974-87 | Analysis Description: Dry Weight/Percent Moisture

Associated Lab Samples: 35333605001, 35333605002, 35333605003, 35333605004, 35333605005, 35333605006, 35333605007, 35333605008, 35333605009, 35333605010, 35333605011, 35333605012, 35333605013, 35333605014, 35333605015, 35333605016, 35333605017, 35333605018, 35333605019, 35333605020, 35333605021, 35333605022, 35333605023, 35333605024, 35333605025

SAMPLE DUPLICATE: 2129852

Parameter	Units	35331640001 Result	Dup Result	RPD	Max RPD	Qualifiers
Percent Moisture	%	0.10 U	0.10 U		10	

SAMPLE DUPLICATE: 2129853

Parameter	Units	35333413010 Result	Dup Result	RPD	Max RPD	Qualifiers
Percent Moisture	%	1.2	2.6	70	10	J(D6)

SAMPLE DUPLICATE: 2129854

Parameter	Units	35333413019 Result	Dup Result	RPD	Max RPD	Qualifiers
Percent Moisture	%	7.8	5.5	36	10	J(D6)

SAMPLE DUPLICATE: 2129855

Parameter	Units	35333605003 Result	Dup Result	RPD	Max RPD	Qualifiers
Percent Moisture	%	9.6	9.0	7	10	

SAMPLE DUPLICATE: 2129856

Parameter	Units	35333605012 Result	Dup Result	RPD	Max RPD	Qualifiers
Percent Moisture	%	4.3	4.7	11	10	J(D6)

SAMPLE DUPLICATE: 2129857

Parameter	Units	35333605021 Result	Dup Result	RPD	Max RPD	Qualifiers
Percent Moisture	%	4.2	4.0	4	10	

SAMPLE DUPLICATE: 2129858

Parameter	Units	35333605030 Result	Dup Result	RPD	Max RPD	Qualifiers
Percent Moisture	%	11.8	11.2	5	10	

Results presented on this page are in the units indicated by the "Units" column except where an alternate unit is presented to the right of the result.

REPORT OF LABORATORY ANALYSIS

This report shall not be reproduced, except in full,
without the written consent of Pace Analytical Services, LLC.

Pace Analytical Services, LLC
3610 Park Central Blvd N
Pompano Beach, FL 33064
954-582-4300

QUALITY CONTROL DATA

Project: Ludlum Trail
Pace Project No.: 35333605

SAMPLE DUPLICATE: 2129859

Parameter	Units	35333605039 Result	Dup Result	RPD	Max RPD	Qualifiers
Percent Moisture	%	12.2	13.0	6	10	

SAMPLE DUPLICATE: 2129860

Parameter	Units	35333605048 Result	Dup Result	RPD	Max RPD	Qualifiers
Percent Moisture	%	4.7	5.2	10	10	

SAMPLE DUPLICATE: 2129861

Parameter	Units	35333605057 Result	Dup Result	RPD	Max RPD	Qualifiers
Percent Moisture	%	11.2	11.1	1	10	

SAMPLE DUPLICATE: 2129862

Parameter	Units	35333341003 Result	Dup Result	RPD	Max RPD	Qualifiers
Percent Moisture	%	2.7	3.2	16	10	J(D6)

Results presented on this page are in the units indicated by the "Units" column except where an alternate unit is presented to the right of the result.

This report shall not be reproduced, except in full,
without the written consent of Pace Analytical Services, LLC.

Pace Analytical Services, LLC
3610 Park Central Blvd N
Pompano Beach, FL 33064
954-582-4300

QUALIFIERS

Project: Ludlum Trail
Pace Project No.: 35333605

DEFINITIONS

DF - Dilution Factor, if reported, represents the factor applied to the reported data due to dilution of the sample aliquot.

ND - Not Detected at or above adjusted reporting limit.

TNTC - Too Numerous To Count

MDL - Adjusted Method Detection Limit.

PQL - Practical Quantitation Limit.

RL - Reporting Limit.

S - Surrogate

1,2-Diphenylhydrazine decomposes to and cannot be separated from Azobenzene using Method 8270. The result for each analyte is a combined concentration.

Consistent with EPA guidelines, unrounded data are displayed and have been used to calculate % recovery and RPD values.

LCS(D) - Laboratory Control Sample (Duplicate)

MS(D) - Matrix Spike (Duplicate)

DUP - Sample Duplicate

RPD - Relative Percent Difference

NC - Not Calculable.

SG - Silica Gel - Clean-Up

U - Indicates the compound was analyzed for, but not detected.

N-Nitrosodiphenylamine decomposes and cannot be separated from Diphenylamine using Method 8270. The result reported for each analyte is a combined concentration.

Pace Analytical is TNI accredited. Contact your Pace PM for the current list of accredited analytes.

TNI - The NELAC Institute.

LABORATORIES

PASI-C	Pace Analytical Services - Charlotte
PASI-O	Pace Analytical Services - Ormond Beach

BATCH QUALIFIERS

Batch: 395986

[M5]	A matrix spike/matrix spike duplicate was not performed for this batch due to insufficient sample volume.

ANALYTE QUALIFIERS

I	The reported value is between the laboratory method detection limit and the laboratory practical quantitation limit.
U	Compound was analyzed for but not detected.
1p	A matrix spike/matrix spike duplicate was not performed for this batch due to insufficient sample volume.
CU	The continuing calibration for this compound is outside of Pace Analytical acceptance limits. Analyte presence below reporting limits in associated samples.
D3	Sample was diluted due to the presence of high levels of non-target analytes or other matrix interference.
J(D6)	Estimated Value. The relative percent difference (RPD) between the sample and sample duplicate exceeded laboratory control limits.
J(L1)	Estimated Value. Analyte recovery in the laboratory control sample (LCS) was above QC limits. Results for this analyte in associated samples may be biased high.
J(M1)	Estimated Value. Matrix spike recovery exceeded QC limits. Batch accepted based on laboratory control sample (LCS) recovery.
J(R1)	Estimated Value. RPD value was outside control limits.
J(S5)	Estimated Value. Surrogate recovery outside control limits due to matrix interferences (not confirmed by re-analysis).
L	Off-scale high. Actual value is known to be greater than value given.

This report shall not be reproduced, except in full,
without the written consent of Pace Analytical Services, LLC.

Pace Analytical Services, LLC
3610 Park Central Blvd N
Pompano Beach, FL 33064
954-582-4300

QUALIFIERS

Project: Ludlum Trail
Pace Project No.: 35333605

ANALYTE QUALIFIERS

Q	Sample held beyond the accepted holding time.
S3	Surrogate recovery exceeded laboratory control limits. Analyte presence below reporting limits in associated sample.
V	Indicates that the analyte was detected in both the sample and the associated method blank.

This report shall not be reproduced, except in full,
without the written consent of Pace Analytical Services, LLC.

Pace Analytical Services, LLC
3610 Park Central Blvd N
Pompano Beach, FL 33064
954-582-4300

QUALITY CONTROL DATA CROSS REFERENCE TABLE

Project: Ludlum Trail
Pace Project No.: 35333605

Lab ID	Sample ID	QC Batch Method	QC Batch	Analytical Method	Analytical Batch
35333605001	**SB-15 (0-0.5)**	EPA 3546	391019	FL-PRO	391652
35333605002	**SB-15 (0.5-2)**	EPA 3546	391019	FL-PRO	391652
35333605004	**SB-20 (0-0.5)**	EPA 3546	391019	FL-PRO	391652
35333605005	**SB-20 (0.5-2)**	EPA 3546	391019	FL-PRO	391652
35333605009	**SB-22 (0-0.5)**	EPA 3546	391019	FL-PRO	391652
35333605010	**SB-22 (0.5-2)**	EPA 3546	391019	FL-PRO	391652
35333605015	**SB-24 (0-0.5)**	EPA 3546	391019	FL-PRO	391652
35333605016	**SB-24 (0.5-2)**	EPA 3546	391019	FL-PRO	391652
35333605021	**SB-26 (0-0.5)**	EPA 3546	391019	FL-PRO	391652
35333605022	**SB-26 (0.5-2)**	EPA 3546	391019	FL-PRO	391652
35333605025	**SB-28 (0-0.5)**	EPA 3546	391019	FL-PRO	391652
35333605026	**SB-28 (0.5-2)**	EPA 3546	391019	FL-PRO	391652
35333605028	**SB-30 (0-0.5)**	EPA 3546	391019	FL-PRO	391652
35333605029	**SB-30 (0.5-2)**	EPA 3546	391019	FL-PRO	391652
35333605032	**SB-32 (0-0.5)**	EPA 3546	391019	FL-PRO	391652
35333605033	**SB-32 (0.5-2)**	EPA 3546	391019	FL-PRO	391652
35333605036	**SB-34 (0-0.5)**	EPA 3546	391019	FL-PRO	391652
35333605037	**SB-34 (0.5-2)**	EPA 3546	391020	FL-PRO	391653
35333605040	**SB-36 (0-0.5)**	EPA 3546	391020	FL-PRO	391653
35333605041	**SB-36 (0.5-2)**	EPA 3546	391020	FL-PRO	391653
35333605044	**SB-38 (0-0.5)**	EPA 3546	391020	FL-PRO	391653
35333605045	**SB-38 (0.5-2)**	EPA 3546	391020	FL-PRO	391653
35333605048	**SB-40 (0-0.5)**	EPA 3546	391020	FL-PRO	391653
35333605049	**SB-40 (0.5-2)**	EPA 3546	391020	FL-PRO	391653
35333605052	**SB-42 (0-0.5)**	EPA 3546	391020	FL-PRO	391653
35333605053	**SB-42 (0.5-2)**	EPA 3546	391020	FL-PRO	391653
35333605056	**SB-44 (0-0.5)**	EPA 3546	391020	FL-PRO	391653
35333605057	**SB-44 (0.5-2)**	EPA 3546	391020	FL-PRO	391653
35333605060	**SB-46 (0-0.5)**	EPA 3546	391020	FL-PRO	391653
35333605061	**SB-46 (0.5-2)**	EPA 3546	391020	FL-PRO	391653
35333605004	**SB-20 (0-0.5)**	TPH in Soil	392907	TPH in Soil	393086
35333605015	**SB-24 (0-0.5)**	TPH in Soil	392907	TPH in Soil	393086
35333605001	**SB-15 (0-0.5)**	EPA 3050	391542	EPA 6010	391620
35333605002	**SB-15 (0.5-2)**	EPA 3050	391542	EPA 6010	391620
35333605003	**SB-15 (2-4)**	EPA 3050	393325	EPA 6010	393452
35333605004	**SB-20 (0-0.5)**	EPA 3050	391542	EPA 6010	391620
35333605005	**SB-20 (0.5-2)**	EPA 3050	391542	EPA 6010	391620
35333605008	**SB-20 (6-8)**	EPA 3050	393325	EPA 6010	393452
35333605009	**SB-22 (0-0.5)**	EPA 3050	391542	EPA 6010	391620
35333605010	**SB-22 (0.5-2)**	EPA 3050	391542	EPA 6010	391620
35333605014	**SB-22 (8-10)**	EPA 3050	393325	EPA 6010	393452
35333605015	**SB-24 (0-0.5)**	EPA 3050	391542	EPA 6010	391620
35333605016	**SB-24 (0.5-2)**	EPA 3050	391542	EPA 6010	391620
35333605021	**SB-26 (0-0.5)**	EPA 3050	391542	EPA 6010	391620

This report shall not be reproduced, except in full,
without the written consent of Pace Analytical Services, LLC.

Pace Analytical Services, LLC
3610 Park Central Blvd N
Pompano Beach, FL 33064
954-582-4300

QUALITY CONTROL DATA CROSS REFERENCE TABLE

Project: Ludlum Trail
Pace Project No.: 35333605

Lab ID	Sample ID	QC Batch Method	QC Batch	Analytical Method	Analytical Batch
35333605022	**SB-26 (0.5-2)**	EPA 3050	391393	EPA 6010	391490
35333605024	**SB-26 (4-6)**	EPA 3050	393325	EPA 6010	393452
35333605025	**SB-28 (0-0.5)**	EPA 3050	391393	EPA 6010	391490
35333605026	**SB-28 (0.5-2)**	EPA 3050	391393	EPA 6010	391490
35333605027	**SB-28 (2-4)**	EPA 3050	393325	EPA 6010	393452
35333605028	**SB-30 (0-0.5)**	EPA 3050	391393	EPA 6010	391490
35333605029	**SB-30 (0.5-2)**	EPA 3050	391393	EPA 6010	391490
35333605031	**SB-30 (4-6)**	EPA 3050	393325	EPA 6010	393452
35333605032	**SB-32 (0-0.5)**	EPA 3050	391393	EPA 6010	391490
35333605033	**SB-32 (0.5-2)**	EPA 3050	391393	EPA 6010	391490
35333605035	**SB-32 (4-6)**	EPA 3050	393325	EPA 6010	393452
35333605036	**SB-34 (0-0.5)**	EPA 3050	391393	EPA 6010	391490
35333605037	**SB-34 (0.5-2)**	EPA 3050	391393	EPA 6010	391490
35333605039	**SB-34 (4-6)**	EPA 3050	393325	EPA 6010	393452
35333605040	**SB-36 (0-0.5)**	EPA 3050	391393	EPA 6010	391490
35333605041	**SB-36 (0.5-2)**	EPA 3050	391393	EPA 6010	391490
35333605043	**SB-36 (4-6)**	EPA 3050	393325	EPA 6010	393452
35333605044	**SB-38 (0-0.5)**	EPA 3050	391393	EPA 6010	391490
35333605045	**SB-38 (0.5-2)**	EPA 3050	391393	EPA 6010	391490
35333605047	**SB-38 (4-6)**	EPA 3050	393325	EPA 6010	393452
35333605048	**SB-40 (0-0.5)**	EPA 3050	391393	EPA 6010	391490
35333605049	**SB-40 (0.5-2)**	EPA 3050	391393	EPA 6010	391490
35333605051	**SB-40 (4-6)**	EPA 3050	393325	EPA 6010	393452
35333605052	**SB-42 (0-0.5)**	EPA 3050	391393	EPA 6010	391490
35333605053	**SB-42 (0.5-2)**	EPA 3050	391393	EPA 6010	391490
35333605055	**SB-42 (4-6)**	EPA 3050	393325	EPA 6010	393452
35333605056	**SB-44 (0-0.5)**	EPA 3050	391393	EPA 6010	391490
35333605057	**SB-44 (0.5-2)**	EPA 3050	391393	EPA 6010	391490
35333605059	**SB-44 (4-6)**	EPA 3050	393325	EPA 6010	393452
35333605060	**SB-46 (0-0.5)**	EPA 3050	391393	EPA 6010	391490
35333605061	**SB-46 (0.5-2)**	EPA 3050	391406	EPA 6010	391492
35333605063	**SB-46 (4-6)**	EPA 3050	393325	EPA 6010	393452
35333605001	**SB-15 (0-0.5)**	EPA 3010	394098	EPA 6010	394223
35333605004	**SB-20 (0-0.5)**	EPA 3010	394098	EPA 6010	394223
35333605009	**SB-22 (0-0.5)**	EPA 3010	394098	EPA 6010	394223
35333605015	**SB-24 (0-0.5)**	EPA 3010	394098	EPA 6010	394223
35333605021	**SB-26 (0-0.5)**	EPA 3010	394098	EPA 6010	394223

This report shall not be reproduced, except in full,
without the written consent of Pace Analytical Services, LLC.

Pace Analytical Services, LLC
3610 Park Central Blvd N
Pompano Beach, FL 33064
954-582-4300

QUALITY CONTROL DATA CROSS REFERENCE TABLE

Project: Ludlum Trail
Pace Project No.: 35333605

Lab ID	Sample ID	QC Batch Method	QC Batch	Analytical Method	Analytical Batch
35333605025	**SB-28 (0-0.5)**	EPA 3010	394098	EPA 6010	394223
35333605029	**SB-30 (0.5-2)**	EPA 3010	396219	EPA 6010	396298
35333605033	**SB-32 (0.5-2)**	EPA 3010	394098	EPA 6010	394223
35333605036	**SB-34 (0-0.5)**	EPA 3010	396219	EPA 6010	396298
35333605041	**SB-36 (0.5-2)**	EPA 3010	396219	EPA 6010	396298
35333605045	**SB-38 (0.5-2)**	EPA 3010	396219	EPA 6010	396298
35333605049	**SB-40 (0.5-2)**	EPA 3010	394098	EPA 6010	394223
35333605053	**SB-42 (0.5-2)**	EPA 3010	394098	EPA 6010	394223
35333605056	**SB-44 (0-0.5)**	EPA 3010	394098	EPA 6010	394223
35333605001	**SB-15 (0-0.5)**	EPA 3546	391007	EPA 8270	391253
35333605002	**SB-15 (0.5-2)**	EPA 3546	391007	EPA 8270	391253
35333605004	**SB-20 (0-0.5)**	EPA 3546	391007	EPA 8270	391253
35333605005	**SB-20 (0.5-2)**	EPA 3546	391007	EPA 8270	391253
35333605009	**SB-22 (0-0.5)**	EPA 3546	391025	EPA 8270	391317
35333605010	**SB-22 (0.5-2)**	EPA 3546	391025	EPA 8270	391317
35333605015	**SB-24 (0-0.5)**	EPA 3546	391025	EPA 8270	391317
35333605016	**SB-24 (0.5-2)**	EPA 3546	391025	EPA 8270	391317
35333605021	**SB-26 (0-0.5)**	EPA 3546	391025	EPA 8270	391317
35333605022	**SB-26 (0.5-2)**	EPA 3546	391025	EPA 8270	391317
35333605024	**SB-26 (4-6)**	EPA 3546	392704	EPA 8270	392859
35333605025	**SB-28 (0-0.5)**	EPA 3546	391025	EPA 8270	391317
35333605026	**SB-28 (0.5-2)**	EPA 3546	391025	EPA 8270	391317
35333605028	**SB-30 (0-0.5)**	EPA 3546	391025	EPA 8270	391317
35333605029	**SB-30 (0.5-2)**	EPA 3546	391025	EPA 8270	391317
35333605031	**SB-30 (4-6)**	EPA 3546	392704	EPA 8270	392859
35333605032	**SB-32 (0-0.5)**	EPA 3546	391025	EPA 8270	391317
35333605033	**SB-32 (0.5-2)**	EPA 3546	391025	EPA 8270	391317
35333605035	**SB-32 (4-6)**	EPA 3546	392704	EPA 8270	392859
35333605036	**SB-34 (0-0.5)**	EPA 3546	391025	EPA 8270	391317
35333605037	**SB-34 (0.5-2)**	EPA 3546	391025	EPA 8270	391317
35333605040	**SB-36 (0-0.5)**	EPA 3546	391025	EPA 8270	391317
35333605041	**SB-36 (0.5-2)**	EPA 3546	391025	EPA 8270	391317
35333605044	**SB-38 (0-0.5)**	EPA 3546	391025	EPA 8270	391317
35333605045	**SB-38 (0.5-2)**	EPA 3546	391025	EPA 8270	391317
35333605047	**SB-38 (4-6)**	EPA 3546	392712	EPA 8270	393140
35333605048	**SB-40 (0-0.5)**	EPA 3546	391025	EPA 8270	391317
35333605049	**SB-40 (0.5-2)**	EPA 3546	391025	EPA 8270	391317
35333605051	**SB-40 (4-6)**	EPA 3546	392712	EPA 8270	393140
35333605052	**SB-42 (0-0.5)**	EPA 3546	391181	EPA 8270	391328
35333605053	**SB-42 (0.5-2)**	EPA 3546	391181	EPA 8270	391328

This report shall not be reproduced, except in full,
without the written consent of Pace Analytical Services, LLC.

Pace Analytical Services, LLC
3610 Park Central Blvd N
Pompano Beach, FL 33064
954-582-4300

QUALITY CONTROL DATA CROSS REFERENCE TABLE

Project: Ludlum Trail
Pace Project No.: 35333605

Lab ID	Sample ID	QC Batch Method	QC Batch	Analytical Method	Analytical Batch
35333605055	**SB-42 (4-6)**	EPA 3546	392712	EPA 8270	393140
35333605056	**SB-44 (0-0.5)**	EPA 3546	391181	EPA 8270	391328
35333605057	**SB-44 (0.5-2)**	EPA 3546	391181	EPA 8270	391328
35333605059	**SB-44 (4-6)**	EPA 3546	392712	EPA 8270	393140
35333605060	**SB-46 (0-0.5)**	EPA 3546	391181	EPA 8270	391328
35333605061	**SB-46 (0.5-2)**	EPA 3546	391181	EPA 8270	391328
35333605063	**SB-46 (4-6)**	EPA 3546	392712	EPA 8270	393140
35333605001	**SB-15 (0-0.5)**	EPA 3510	394177	EPA 8270 by SIM	394724
35333605004	**SB-20 (0-0.5)**	EPA 3510	394177	EPA 8270 by SIM	394724
35333605009	**SB-22 (0-0.5)**	EPA 3510	394177	EPA 8270 by SIM	394724
35333605015	**SB-24 (0-0.5)**	EPA 3510	394177	EPA 8270 by SIM	394724
35333605021	**SB-26 (0-0.5)**	EPA 3510	394177	EPA 8270 by SIM	394724
35333605025	**SB-28 (0-0.5)**	EPA 3510	394177	EPA 8270 by SIM	394724
35333605033	**SB-32 (0.5-2)**	EPA 3510	394177	EPA 8270 by SIM	394724
35333605049	**SB-40 (0.5-2)**	EPA 3510	394177	EPA 8270 by SIM	394724
35333605053	**SB-42 (0.5-2)**	EPA 3510	394177	EPA 8270 by SIM	394724
35333605056	**SB-44 (0-0.5)**	EPA 3510	394177	EPA 8270 by SIM	394724
35333605057	**SB-44 (0.5-2)**	EPA 3510	395986	EPA 8270 by SIM	396733
35333605025	**SB-28 (0-0.5)**	EPA 8260	376884		
35333605026	**SB-28 (0.5-2)**	EPA 8260	377004		
35333605001	**SB-15 (0-0.5)**	ASTM D2974-87	391254		
35333605002	**SB-15 (0.5-2)**	ASTM D2974-87	391254		
35333605003	**SB-15 (2-4)**	ASTM D2974-87	391254		
35333605004	**SB-20 (0-0.5)**	ASTM D2974-87	391254		
35333605005	**SB-20 (0.5-2)**	ASTM D2974-87	391254		
35333605006	**SB-20 (2-4)**	ASTM D2974-87	391254		
35333605007	**SB-20 (4-6)**	ASTM D2974-87	391254		
35333605008	**SB-20 (6-8)**	ASTM D2974-87	391254		
35333605009	**SB-22 (0-0.5)**	ASTM D2974-87	391254		
35333605010	**SB-22 (0.5-2)**	ASTM D2974-87	391254		
35333605011	**SB-22 (2-4)**	ASTM D2974-87	391254		
35333605012	**SB-22 (4-6)**	ASTM D2974-87	391254		
35333605013	**SB-22 (6-8)**	ASTM D2974-87	391254		
35333605014	**SB-22 (8-10)**	ASTM D2974-87	391254		
35333605015	**SB-24 (0-0.5)**	ASTM D2974-87	391254		
35333605016	**SB-24 (0.5-2)**	ASTM D2974-87	391254		
35333605017	**SB-24 (2-4)**	ASTM D2974-87	391254		
35333605018	**SB-24 (4-6)**	ASTM D2974-87	391254		
35333605019	**SB-24 (6-8)**	ASTM D2974-87	391254		
35333605020	**SB-24 (8-10)**	ASTM D2974-87	391254		
35333605021	**SB-26 (0-0.5)**	ASTM D2974-87	391254		
35333605022	**SB-26 (0.5-2)**	ASTM D2974-87	391254		
35333605023	**SB-26 (2-4)**	ASTM D2974-87	391254		
35333605024	**SB-26 (4-6)**	ASTM D2974-87	391254		

This report shall not be reproduced, except in full,
without the written consent of Pace Analytical Services, LLC.

Pace Analytical Services, LLC
3610 Park Central Blvd N
Pompano Beach, FL 33064
954-582-4300

QUALITY CONTROL DATA CROSS REFERENCE TABLE

Project: Ludlum Trail
Pace Project No.: 35333605

Lab ID	Sample ID	QC Batch Method	QC Batch	Analytical Method	Analytical Batch
35333605025	**SB-28 (0-0.5)**	ASTM D2974-87	391254		
35333605026	**SB-28 (0.5-2)**	ASTM D2974-87	391254		
35333605027	**SB-28 (2-4)**	ASTM D2974-87	391254		
35333605028	**SB-30 (0-0.5)**	ASTM D2974-87	391254		
35333605029	**SB-30 (0.5-2)**	ASTM D2974-87	391254		
35333605030	**SB-30 (2-4)**	ASTM D2974-87	391254		
35333605031	**SB-30 (4-6)**	ASTM D2974-87	391254		
35333605032	**SB-32 (0-0.5)**	ASTM D2974-87	391254		
35333605033	**SB-32 (0.5-2)**	ASTM D2974-87	391254		
35333605034	**SB-32 (2-4)**	ASTM D2974-87	391254		
35333605035	**SB-32 (4-6)**	ASTM D2974-87	391254		
35333605036	**SB-34 (0-0.5)**	ASTM D2974-87	391254		
35333605037	**SB-34 (0.5-2)**	ASTM D2974-87	391254		
35333605038	**SB-34 (2-4)**	ASTM D2974-87	391254		
35333605039	**SB-34 (4-6)**	ASTM D2974-87	391254		
35333605040	**SB-36 (0-0.5)**	ASTM D2974-87	391254		
35333605041	**SB-36 (0.5-2)**	ASTM D2974-87	391254		
35333605042	**SB-36 (2-4)**	ASTM D2974-87	391254		
35333605043	**SB-36 (4-6)**	ASTM D2974-87	391254		
35333605044	**SB-38 (0-0.5)**	ASTM D2974-87	391254		
35333605045	**SB-38 (0.5-2)**	ASTM D2974-87	391254		
35333605046	**SB-38 (2-4)**	ASTM D2974-87	391254		
35333605047	**SB-38 (4-6)**	ASTM D2974-87	391254		
35333605048	**SB-40 (0-0.5)**	ASTM D2974-87	391254		
35333605049	**SB-40 (0.5-2)**	ASTM D2974-87	391254		
35333605050	**SB-40 (2-4)**	ASTM D2974-87	391254		
35333605051	**SB-40 (4-6)**	ASTM D2974-87	391254		
35333605052	**SB-42 (0-0.5)**	ASTM D2974-87	391254		
35333605053	**SB-42 (0.5-2)**	ASTM D2974-87	391254		
35333605054	**SB-42 (2-4)**	ASTM D2974-87	391254		
35333605055	**SB-42 (4-6)**	ASTM D2974-87	391254		
35333605056	**SB-44 (0-0.5)**	ASTM D2974-87	391254		
35333605057	**SB-44 (0.5-2)**	ASTM D2974-87	391254		
35333605058	**SB-44 (2-4)**	ASTM D2974-87	391254		
35333605059	**SB-44 (4-6)**	ASTM D2974-87	391254		
35333605060	**SB-46 (0-0.5)**	ASTM D2974-87	391254		
35333605061	**SB-46 (0.5-2)**	ASTM D2974-87	391254		
35333605062	**SB-46 (2-4)**	ASTM D2974-87	391254		
35333605063	**SB-46 (4-6)**	ASTM D2974-87	391254		

This report shall not be reproduced, except in full,
without the written consent of Pace Analytical Services, LLC.

WO# : 35333605

35333605

Pace Analytical

N-OF-CUSTODY / Analytical Request Document

in-of-Custody is a LEGAL DOCUMENT All relevant fields must be completed accurately.

Page : 1 Of 6

Section A
Required Client Information:

Company:	SCS Engineers
Address:	7700 N Kendall Drive
	Miami, FL 33156
Email:	sansong@scsengineers.com
Phone:	NONE
Fax:	
Requested Due Date:	

Report To:	Stephen Ansong
Copy To:	
Purchase Order #:	
Project Name:	Ludlum Trail
Project #:	

Section C
Invoice Information:

Attention:	
Company Name:	
Address:	
Pace Quote:	
Pace Project Manager:	christine.raschke@pacelabs.com
Pace Profile #:	8122-13

Regulatory Agency	
State / Location	FL

Requested Analysis Filtered (Y/N)

ITEM #	SAMPLE ID (One Character per box. (A-Z, 0-9 / , -) Sample Ids must be unique)	MATRIX CODE (see valid codes to left)	SAMPLE TYPE (G=GRAB C=COMP)	COLLECTED START DATE	COLLECTED START TIME	COLLECTED END DATE	COLLECTED END TIME	SAMPLE TEMP AT COLLECTION	# OF CONTAINERS	Preservatives: Unpreserved	H2SO4	HNO3	HCl	NaOH	Na2S2O3	Methanol	Other	Analyses Test Y/N	8260 VOC	8270 PAH	TRPH-FLPRO	6010 As, Cd, Cr, Pb, Cu	Residual Chlorine (Y/N)
1	SB-15 (0-0.5)			8/30	1450															X	X	X	X
2	SB-15 (0.5-2)				1453															X	X	X	X
3	SB-15 (2-4)				1456															Archive			
4	SB-20 (0-0.5)				1359															~~X~~	~~X~~	~~X~~	~~X~~
5	SB-20 (0.5-2)				1402															X	X	X	X
6	SB-20 (2-4)				1405															Archive			
7	SB-20 (4-6)				1408															Archive			
8	SB-20 (6-8)				1412															Archive			
9	SB-22 (0-0.5)				1335															X	X	X	X
10	SB-22 (0.5-2)				1338															X	X	X	X
11	SB-22 (2-4)				1341															Archive			
12	SB-22 (4-6)				1344																		

ADDITIONAL COMMENTS	RELINQUISHED BY / AFFILIATION	DATE	TIME	ACCEPTED BY / AFFILIATION	DATE	TIME	SAMPLE CONDITIONS
	[signature] / SCS	8/30/17	15:30	[signature] Pace	8/30/17	1530	

SAMPLER NAME AND SIGNATURE

PRINT Name of SAMPLER: Anthony Pezzotti

SIGNATURE of SAMPLER: [signature] DATE Signed: 8/30/17

TEMP in C	Received on Ice (Y/N)	Custody Sealed Cooler (Y/N)	Samples Intact (Y/N)

Pace Analytical

CHAIN-OF-CUSTODY / Analytical Request Document

The Chain-of-Custody is a LEGAL DOCUMENT. All relevant fields must be completed accurately.

Page : 2 Of 2

Section A Required Client Information:		Section B Required Project Information:		Section C Invoice Information:	
Company:	SCS Engineers	Report To:	Stephen Ansong	Attention:	
Address:	7700 N Kendall Drive	Copy To:		Company Name:	
Miami, FL 33156				Address:	
Email:	sansong@scsengineers.com	Purchase Order #:		Pace Quote:	
Phone:	NONE Fax:	Project Name:	Ludlum Trail	Pace Project Manager:	christina.raschke@pacelabs.com,
Requested Due Date:		Project #:		Pace Profile #:	8122-13

Regulatory Agency	
State / Location	
	FL

Requested Analysis Filtered (Y/N)

ITEM #	SAMPLE ID (One Character per box. (A-Z, 0-9 / , -) Sample Ids must be unique)	MATRIX CODE (Drinking Water DW, Water WT, Waste Water WW, Product P, Soil/Solid SL, Oil OL, Wipe WP, Air AR, Other OT, Tissue TS)	MATRIX CODE (see valid codes to left)	SAMPLE TYPE (G=GRAB C=COMP)	COLLECTED START DATE	COLLECTED START TIME	COLLECTED END DATE	COLLECTED END TIME	SAMPLE TEMP AT COLLECTION	# OF CONTAINERS	Preservatives: Unpreserved	H2SO4	HNO3	HCl	NaOH	Na2S2O3	Methanol	Other	Analyses Test Y/N	8260 VOC	8270 PAH	TRPH-FLPRO	6010 As, Cd, Cr, Pb, Cu	Residual Chlorine (Y/N)
1	SB-22 (6-8)				8/30	1347															Archive			
2	SB-22 (8-10)				↓	1350															↓			
3	SB-24 (0-0.5)					1303														X	X	X	X	
4	SB-24 (0.5-2)					1306														X	X	X	X	
5	SB-24 (2-4)					1309														Archive				
6	SB-24 (4-6)					1312														Archive				
7	SB-24 (6-8)					1315														Archive				
8	SB-24 (8-10)					1318														Archive				
9	SB-26 (0-0.5)					1242														X	X	X	X	
10	SB-26 (0.5-2)					1245														X	X	X	X	
11	SB-26 (2-4)					1248														Archive				
12	SB-26 (4-6)				↓	1251														Archive				

ADDITIONAL COMMENTS	RELINQUISHED BY / AFFILIATION	DATE	TIME	ACCEPTED BY / AFFILIATION	DATE	TIME	SAMPLE CONDITIONS
	[illegible] SCS	8/30	1530	CTL Pace	8/30/17	1530	

SAMPLER NAME AND SIGNATURE

PRINT Name of SAMPLER:

SIGNATURE of SAMPLER: DATE Signed:

TEMP in C	Received on Ice (Y/N)	Custody Sealed Cooler (Y/N)	Samples Intact (Y/N)

Pace Analytical

CHAIN-OF-CUSTODY / Analytical Request Document

The Chain-of-Custody is a LEGAL DOCUMENT. All relevant fields must be completed accurately.

Page : 3 Of 6

Section A — Required Client Information:

Company:	SCS Engineers
Address:	7700 N Kendall Drive
	Miami, FL 33156
Email:	sansong@scsengineers.com
Phone:	NONE Fax
Requested Due Date:	

Section B — Required Project Information:

Report To:	Stephen Ansong
Copy To:	
Purchase Order #	
Project Name:	Ludlum Trail
Project #	

Section C — Invoice Information:

Attention:	
Company Name:	
Address:	
Pace Quote:	
Pace Project Manager:	christine.raschke@pacelabs.com,
Pace Profile #:	8122-13

Regulatory Agency	
State / Location	
	FL

Matrix codes: Drinking Water DW; Water WT; Waste Water WW; Product P; Soil/Solid SL; Oil OL; Wipe WP; Air AR; Other OT; Tissue TS

ITEM #	SAMPLE ID (One Character per box (A-Z, 0-9 / , -) Sample ids must be unique)	MATRIX CODE (see valid codes to left)	SAMPLE TYPE (G=GRAB C=COMP)	COLLECTED START DATE	COLLECTED START TIME	COLLECTED END DATE	COLLECTED END TIME	SAMPLE TEMP AT COLLECTION	# OF CONTAINERS	Preservatives: Unpreserved	H2SO4	HNO3	HCl	NaOH	Na2S2O3	Methanol	Other	Analyses Test (Y/N): 8260 VOC	8270 PAH	TRPH-FLPRO	6010 As, Cd, Cr, Pb, Cu	Residual Chlorine (Y/N)	
1	SB-28 (0-0.5)			8/30	1142													X	X	X	X	X	
2	SB-28 (0.5-2)				1145													X	X	X	X	X	
3	SB-28 (2-4)				1148													Archive					
4	SB-30 (0-0.5)				1102														X	X	X	X	
5	SB-30 (0.5-2)				1105														X	X	X	X	
6	SB-30 (2-4)				1108														Archive				
7	SB-30 (4-6)				1111														Archive				
8	SB-32 (0-0.5)				1041														X	X	X	X	
9	SB-32 (0.5-2)				1044														X	X	X	X	
10	SB-32 (2-4)				1047														Archive				
11	SB-32 (4-6)				1050														↓				
12	SB-34 (0-0.5)			↓	1016														X	X	X	X	

ADDITIONAL COMMENTS	RELINQUISHED BY / AFFILIATION	DATE	TIME	ACCEPTED BY / AFFILIATION	DATE	TIME	SAMPLE CONDITIONS
	[illegible] / SCS	8/30	1530	[illegible] Pace	8/30/17	1530	

SAMPLER NAME AND SIGNATURE

PRINT Name of SAMPLER:

SIGNATURE of SAMPLER: DATE Signed:

TEMP in C	Received on Ice (Y/N)	Custody Sealed Cooler (Y/N)	Samples Intact (Y/N)

Pace Analytical

CHAIN-OF-CUSTODY / Analytical Request Document

The Chain-of-Custody is a LEGAL DOCUMENT. All relevant fields must be completed accurately.

Page : 4 Of 6

Section A Required Client Information:

Company	SCS Engineers
Address	7700 N Kendall Drive
Miami, FL 33156	
Email:	sansong@scsengineers.com
Phone:	NONE Fax:
Requested Due Date:	

Section B Required Project Information:

Report To:	Stephen Ansong
Copy To:	
Purchase Order #	
Project Name:	Ludlum Trail
Project #:	

Section C Invoice Information:

Attention:	
Company Name:	
Address:	
Pace Quote:	
Pace Project Manager:	christina.raschke@pacelabs.com
Pace Profile #:	8122-13

Regulatory Agency:

State / Location: FL

Requested Analysis Filtered (Y/N)

ITEM #	SAMPLE ID (One Character per box. (A-Z, 0-9 / , -) Sample Ids must be unique)	MATRIX CODE (see valid codes to left)	SAMPLE TYPE (G=GRAB C=COMP)	COLLECTED START DATE	COLLECTED START TIME	COLLECTED END DATE	COLLECTED END TIME	SAMPLE TEMP AT COLLECTION	# OF CONTAINERS	Preservatives: Unpreserved	H2SO4	HNO3	HCl	NaOH	Na2S2O3	Methanol	Other	Analyses Test Y/N	8260 VOC	8270 PAH	TRPH-FLPRO	6010 As, Cd, Cr, Pb, Cu	Residual Chlorine (Y/N)
1	SB-34 (0.5-2)			8/30	1019															X	X	X	X
2	SB-34 (2-4)				1022															Archive			
3	SB-34 (4-6)				1025															Archive			
4	SB-36 (0-0.5)				9:56															X	X	X	X
5	SB-36 (0.5-2)				9:59															X	X	X	X
6	SB-36 (2-4)				10:02															Archive			
7	SB-36 (4-6)				10:05															Archive			
8	SB-38 (0-0.5)			8/29	1653															X	X	X	X
9	SB-38 (0.5-2)				1656															X	X	X	X
10	SB-38 (2-4)				1659															Archive			
11	SB-38 (4-6)				1702															↓			
12	SB-40 (0-0.5)			↓	1630															X	X	X	X

ADDITIONAL COMMENTS	RELINQUISHED BY / AFFILIATION	DATE	TIME	ACCEPTED BY / AFFILIATION	DATE	TIME	SAMPLE CONDITIONS
	[illegible] / SCS	8/30	1530	CTR Pace	8/30/17	1530	

SAMPLER NAME AND SIGNATURE

PRINT Name of SAMPLER:

SIGNATURE of SAMPLER: DATE Signed:

TEMP in C	Received on Ice (Y/N)	Custody Sealed Cooler (Y/N)	Samples Intact (Y/N)

Pace Analytical

CHAIN-OF-CUSTODY / Analytical Request Document

The Chain-of-Custody is a LEGAL DOCUMENT. All relevant fields must be completed accurately.

Page : 5 Of 6

Section A Required Client Information:		Section B Required Project Information:		Section C Invoice Information:	
Company:	SCS Engineers	Report To:	Stephen Ansong	Attention:	
Address:	7700 N Kendall Drive	Copy To:		Company Name:	
Miami, FL 33156				Address:	
Email:	sansong@scsengineers.com	Purchase Order #:		Pace Quote:	
Phone:	NONE Fax:	Project Name:	Ludlum Trail	Pace Project Manager:	christina.raschke@pacelabs.com,
Requested Due Date:		Project #:		Pace Profile #:	8122-13

Regulatory Agency:

State / Location: FL

MATRIX CODE: Drinking Water DW; Water WT; Waste Water WW; Product P; Soil/Solid SL; Oil OL; Wipe WP; Air AR; Other OT; Tissue TS

ITEM #	SAMPLE ID (One Character per box. (A-Z, 0-9 / , -) Sample Ids must be unique)	MATRIX CODE (see valid codes to left)	SAMPLE TYPE (G=GRAB C=COMP)	COLLECTED START DATE	COLLECTED START TIME	COLLECTED END DATE	COLLECTED END TIME	SAMPLE TEMP AT COLLECTION	# OF CONTAINERS	Preservatives: Unpreserved	H2SO4	HNO3	HCl	NaOH	Na2S2O3	Methanol	Other	Analyses Test Y/N	8260 VOC	8270 PAH	TRPH-FLPRO	6010 As, Cd, Cr,	Pb, Cu	Residual Chlorine (Y/N)
1	SB-40 (0.5-2)			8109	1633															X	X	X	X	
2	SB-40 (2-4)				1636															Archive				
3	SB-40 (4-6)				1639																			
4	SB-42 (0-0.5)				1610															X	X	X	X	
5	SB-42 (0.5-2)				1613															X	X	X	X	
6	SB-42 (2-4)				1616															Archive				
7	SB-42 (4-6)				1619																			
8	SB-44 (0-0.5)				1552															X	X	X	X	
9	SB-44 (0.5-2)				1555															X	X	X	X	
10	SB-44 (2-4)				1558															Archive				
11	SB-44 (4-6)				1601																			
12	SB-46 (0-0.5)				1525															X	X	X	X	

ADDITIONAL COMMENTS	RELINQUISHED BY / AFFILIATION	DATE	TIME	ACCEPTED BY / AFFILIATION	DATE	TIME	SAMPLE CONDITIONS
	[signature] 1515	8/30	1530	[signature] Pace	8/30/17	1530	

SAMPLER NAME AND SIGNATURE

PRINT Name of SAMPLER:

SIGNATURE of SAMPLER: DATE Signed:

TEMP in C | Received on Ice (Y/N) | Custody Sealed Cooler (Y/N) | Samples Intact (Y/N)

Pace Analytical

CHAIN-OF-CUSTODY / Analytical Request Document

The Chain-of-Custody is a LEGAL DOCUMENT. All relevant fields must be completed accurately.

Page : 6 Of 6

Section A
Required Client Information:

Company:	SCS Engineers
Address:	7700 N Kendall Drive
	Miami, FL 33156
Email:	sansong@scsengineers.com
Phone:	NONE Fax:
Requested Due Date:	

Section B
Required Project Information:

Report To:	Stephen Ansong
Copy To:	
Purchase Order #:	
Project Name:	Ludlum Trail
Project #:	

Section C
Invoice Information:

Attention:	
Company Name:	
Address:	
Pace Quote:	
Pace Project Manager:	christina.raschke@pacelabs.com,
Pace Profile #:	8122-13

Regulatory Agency
State / Location
FL

ITEM #	SAMPLE ID (One Character per box. (A-Z, 0-9 / , -) Sample Ids must be unique)	MATRIX CODE (Drinking Water DW, Water WT, Waste Water WW, Product P, Soil/Solid SL, Oil OL, Wipe WP, Air AR, Other OT, Tissue TS)	MATRIX CODE (see valid codes to left)	SAMPLE TYPE (G=GRAB C=COMP)	COLLECTED START DATE	COLLECTED START TIME	COLLECTED END DATE	COLLECTED END TIME	SAMPLE TEMP AT COLLECTION	# OF CONTAINERS	Preservatives: Unpreserved	H2SO4	HNO3	HCl	NaOH	Na2S2O3	Methanol	Other	Analyses Test Y/N	8260 VOC	8270 PAH	TRPH-FLPRO	6010 As, Cd, Cr, Pb, Cu	Residual Chlorine (Y/N)
1	SB-46 (0.5-2)				8/29	1528															X	X	X	X
2	SB-46 (2-4)					1531															Archive			
3	SB-46 (4-6)					1534																		
4																								
5																								
6																								
7																								
8																								
9																								
10																								
11																								
12																								

ADDITIONAL COMMENTS	RELINQUISHED BY / AFFILIATION	DATE	TIME	ACCEPTED BY / AFFILIATION	DATE	TIME	SAMPLE CONDITIONS
	Ansong SCS	8/30	1530	CTR Pace	8/30/17	1530	

SAMPLER NAME AND SIGNATURE

PRINT Name of SAMPLER:

SIGNATURE of SAMPLER: DATE Signed:

TEMP in C	Received on Ice (Y/N)	Custody Sealed Cooler (Y/N)	Samples Intact (Y/N)

Pace Analytical Florida Laboratory	Document Name: Sample Condition Upon Receipt Form	Document Revised: August 2, 2017
	Document No.: F-FL-C-007 rev. 12	Issuing Authority: Pace Florida Quality Office

Sample Condition Upon Receipt Form (SCUR)

WO# : 35333605

Project #

Project Manager: PM: CTR Due Date: 09/06/17

Client: CLIENT: 36-ESCON

Date and Initials of person:
Examining contents: _____
Label: _____
Deliver: _____
pH: _____

Thermometer Used: T-315 Date: 8/31/17 Time: 1830 Initials: _____

State of Origin: _____

Cooler #1 Temp.°C	3.8 (Visual)	-.1 (Correction Factor)	3.7 (Actual)	☐ Samples on ice, cooling process has begun
Cooler #2 Temp.°C	2.1 (Visual)	-.1 (Correction Factor)	2.0 (Actual)	☐ Samples on ice, cooling process has begun
Cooler #3 Temp.°C	4.1 (Visual)	-.1 (Correction Factor)	4.0 (Actual)	☐ Samples on ice, cooling process has begun
Cooler #4 Temp.°C	(Visual)	(Correction Factor)	(Actual)	☐ Samples on ice, cooling process has begun
Cooler #5 Temp.°C	(Visual)	(Correction Factor)	(Actual)	☐ Samples on ice, cooling process has begun
Cooler #6 Temp.°C	(Visual)	(Correction Factor)	(Actual)	☐ Samples on ice, cooling process has begun

Courier: ☐ Fed Ex ☐ UPS ☐ USPS ☐ Client ☐ Commercial ☑ Pace ☐ Other _____

Shipping Method: ☐ First Overnight ☐ Priority Overnight ☐ Standard Overnight ☐ Ground ☐ International Priority ☐ Other _____

Billing: ☐ Recipient ☐ Sender ☐ Third Party ☐ Credit Card ☐ Unknown

Tracking # _____

Custody Seal on Cooler/Box Present: ☐ Yes ☑ No **Seals intact:** ☐ Yes ☑ No **Ice:** (Wet) Blue Dry None

Packing Material: ☐ Bubble Wrap ☑ Bubble Bags ☐ None ☐ Other _____

Samples shorted to lab (If Yes, complete) Shorted Date: _____ Shorted Time: _____ Qty: _____

		Comments:
Chain of Custody Present	☑ Yes ☐ No ☐ N/A	
Chain of Custody Filled Out	☑ Yes ☐ No ☐ N/A	
Relinquished Signature & Sampler Name COC	☑ Yes ☐ No ☐ N/A	
Samples Arrived within Hold Time	☑ Yes ☐ No ☐ N/A	
Rush TAT requested on COC	☐ Yes ☑ No ☐ N/A	
Sufficient Volume	☑ Yes ☐ No ☐ N/A	
Correct Containers Used	☑ Yes ☐ No ☐ N/A	
Containers Intact	☑ Yes ☐ No ☐ N/A	
Sample Labels match COC (sample IDs & date/time of collection)	☑ Yes ☐ No ☐ N/A	
All containers needing acid/base preservation have been checked.	☐ Yes ☐ No ☑ N/A	Preservation Information:
All Containers needing preservation are found to be in compliance with EPA recommendation: Exceptions: VOA, Coliform, TOC, O&G, Carbamates	☐ Yes ☐ No ☑ N/A	Preservative: _____ Lot #/Trace #: _____ Date: _____ Time: _____ Initials: _____
Headspace in VOA Vials? (>6mm):	☐ Yes ☐ No ☑ N/A	
Trip Blank Present:	☐ Yes ☐ No ☑ N/A	

Client Notification/ Resolution:
Person Contacted: _____ Date/Time: _____

Comments/ Resolution (use back for additional comments): _____

Project Manager Review: _____ Date: _____

Pace Analytical Services, LLC
3610 Park Central Blvd N
Pompano Beach, FL 33064
954-582-4300

September 21, 2017

Stephen Ansong
SCS Engineers
7700 N Kendall Drive
Suite 300
Miami, FL 33156

RE: Project: 09217186.00/Ludlum Trail
Pace Project No.: 35333644

Dear Stephen Ansong:
Enclosed are the analytical results for sample(s) received by the laboratory on August 31, 2017. The results relate only to the samples included in this report. Results reported herein conform to the most current, applicable TNI/NELAC standards and the laboratory's Quality Assurance Manual, where applicable, unless otherwise noted in the body of the report.

Revision 1: Per client request Arsenic has been removed from hold.

If you have any questions concerning this report, please feel free to contact me.

Sincerely,

Christina Raschke
christina.raschke@pacelabs.com
(954)582-4300
Project Manager

Enclosures

cc: Maria Giudici, SCS Engineers
Bob Speed, SCS Engineers

This report shall not be reproduced, except in full,
without the written consent of Pace Analytical Services, LLC.

Pace Analytical Services, LLC
3610 Park Central Blvd N
Pompano Beach, FL 33064
954-582-4300

CERTIFICATIONS

Project: 09217186.00/Ludlum Trail
Pace Project No.: 35333644

Ormond Beach Certification IDs

8 East Tower Circle, Ormond Beach, FL 32174
Alabama Certification #: 41320
Connecticut Certification #: PH-0216
Delaware Certification: FL NELAC Reciprocity
Florida Certification #: E83079
Georgia Certification #: 955
Guam Certification: FL NELAC Reciprocity
Hawaii Certification: FL NELAC Reciprocity
Illinois Certification #: 200068
Indiana Certification: FL NELAC Reciprocity
Kansas Certification #: E-10383
Louisiana Certification #: FL NELAC Reciprocity
Louisiana Environmental Certificate #: 05007
Maryland Certification: #346
Michigan Certification #: 9911
Mississippi Certification: FL NELAC Reciprocity
Missouri Certification #: 236
Montana Certification #: Cert 0074
Nebraska Certification: NE-OS-28-14
Nevada Certification: FL NELAC Reciprocity
New Jersey Certification #: FL022
New York Certification #: 11608
North Carolina Environmental Certificate #: 667
North Carolina Certification #: 12710
Oklahoma Certification #: D9947
Pennsylvania Certification #: 68-00547
Puerto Rico Certification #: FL01264
South Carolina Certification: #96042001
Tennessee Certification #: TN02974
Texas Certification: FL NELAC Reciprocity
US Virgin Islands Certification: FL NELAC Reciprocity
Virginia Environmental Certification #: 460165
Wyoming Certification: FL NELAC Reciprocity
West Virginia Certification #: 9962C
Wisconsin Certification #: 399079670
Wyoming (EPA Region 8): FL NELAC Reciprocity

This report shall not be reproduced, except in full,
without the written consent of Pace Analytical Services, LLC.

Pace Analytical Services, LLC
3610 Park Central Blvd N
Pompano Beach, FL 33064
954-582-4300

SAMPLE SUMMARY

Project: 09217186.00/Ludlum Trail
Pace Project No.: 35333644

Lab ID	Sample ID	Matrix	Date Collected	Date Received
35333644001	**TWP-27**	Water	08/31/17 14:37	08/31/17 18:25
35333644002	**TWP-31**	Water	08/31/17 12:33	08/31/17 18:25
35333644003	**TWP-35**	Water	08/31/17 10:25	08/31/17 18:25

This report shall not be reproduced, except in full,
without the written consent of Pace Analytical Services, LLC.

Pace Analytical Services, LLC
3610 Park Central Blvd N
Pompano Beach, FL 33064
954-582-4300

SAMPLE ANALYTE COUNT

Project: 09217186.00/Ludlum Trail
Pace Project No.: 35333644

Lab ID	Sample ID	Method	Analysts	Analytes Reported	Laboratory
35333644001	**TWP-27**	EPA 6010	BTS	1	PASI-O

This report shall not be reproduced, except in full,
without the written consent of Pace Analytical Services, LLC.

Pace Analytical Services, LLC
3610 Park Central Blvd N
Pompano Beach, FL 33064
954-582-4300

PROJECT NARRATIVE

Project: 09217186.00/Ludlum Trail
Pace Project No.: 35333644

Method: **EPA 6010**
Description: 6010 MET ICP, Dissolved
Client: SCS Engineers
Date: September 21, 2017

General Information:
1 sample was analyzed for EPA 6010. All samples were received in acceptable condition with any exceptions noted below or on the chain-of custody and/or the sample condition upon receipt form (SCUR) attached at the end of this report.

Hold Time:
The samples were analyzed within the method required hold times with any exceptions noted below.

Sample Preparation:
The samples were prepared in accordance with EPA 3010 with any exceptions noted below.

Initial Calibrations (including MS Tune as applicable):
All criteria were within method requirements with any exceptions noted below.

Continuing Calibration:
All criteria were within method requirements with any exceptions noted below.

Method Blank:
All analytes were below the report limit in the method blank, where applicable, with any exceptions noted below.

Laboratory Control Spike:
All laboratory control spike compounds were within QC limits with any exceptions noted below.

Matrix Spikes:
All percent recoveries and relative percent differences (RPDs) were within acceptance criteria with any exceptions noted below.

Additional Comments:

This data package has been reviewed for quality and completeness and is approved for release.

This report shall not be reproduced, except in full,
without the written consent of Pace Analytical Services, LLC.

Pace Analytical Services, LLC
3610 Park Central Blvd N
Pompano Beach, FL 33064
954-582-4300

ANALYTICAL RESULTS

Project: 09217186.00/Ludlum Trail
Pace Project No.: 35333644

Sample: TWP-27 **Lab ID: 35333644001** Collected: 08/31/17 14:37 Received: 08/31/17 18:25 Matrix: Water

Parameters	Results	Units	PQL	MDL	DF	Prepared	Analyzed	CAS No.	Qual
6010 MET ICP, Dissolved	Analytical Method: EPA 6010 Preparation Method: EPA 3010								
Arsenic, Dissolved	**18.2**	ug/L	10.0	5.0	1	09/20/17 11:20	09/20/17 21:46	7440-38-2	

This report shall not be reproduced, except in full,
without the written consent of Pace Analytical Services, LLC.

Pace Analytical Services, LLC
3610 Park Central Blvd N
Pompano Beach, FL 33064
954-582-4300

QUALITY CONTROL DATA

Project: 09217186.00/Ludlum Trail
Pace Project No.: 35333644

QC Batch: 393288 | Analysis Method: EPA 6010
QC Batch Method: EPA 3010 | Analysis Description: 6010 MET Filtered
Associated Lab Samples: 35333644001

METHOD BLANK: 2141318 | Matrix: Water
Associated Lab Samples: 35333644001

Parameter	Units	Blank Result	Reporting Limit	MDL	Analyzed	Qualifiers
Arsenic, Dissolved	ug/L	5.0 U	10.0	5.0	09/20/17 21:30	

LABORATORY CONTROL SAMPLE: 2141319

Parameter	Units	Spike Conc.	LCS Result	LCS % Rec	% Rec Limits	Qualifiers
Arsenic, Dissolved	ug/L	250	266	106	80-120	

MATRIX SPIKE & MATRIX SPIKE DUPLICATE: 2141320 2141321

Parameter	Units	35333644001 Result	MS Spike Conc.	MSD Spike Conc.	MS Result	MSD Result	MS % Rec	MSD % Rec	% Rec Limits	RPD	Max RPD	Qual
Arsenic, Dissolved	ug/L	18.2	250	250	284	284	107	106	75-125	0	20	

Results presented on this page are in the units indicated by the "Units" column except where an alternate unit is presented to the right of the result.

REPORT OF LABORATORY ANALYSIS

This report shall not be reproduced, except in full,
without the written consent of Pace Analytical Services, LLC.

Pace Analytical Services, LLC
3610 Park Central Blvd N
Pompano Beach, FL 33064
954-582-4300

QUALIFIERS

Project: 09217186.00/Ludlum Trail
Pace Project No.: 35333644

DEFINITIONS

DF - Dilution Factor, if reported, represents the factor applied to the reported data due to dilution of the sample aliquot.

ND - Not Detected at or above adjusted reporting limit.

TNTC - Too Numerous To Count

MDL - Adjusted Method Detection Limit.

PQL - Practical Quantitation Limit.

RL - Reporting Limit.

S - Surrogate

1,2-Diphenylhydrazine decomposes to and cannot be separated from Azobenzene using Method 8270. The result for each analyte is a combined concentration.

Consistent with EPA guidelines, unrounded data are displayed and have been used to calculate % recovery and RPD values.

LCS(D) - Laboratory Control Sample (Duplicate)

MS(D) - Matrix Spike (Duplicate)

DUP - Sample Duplicate

RPD - Relative Percent Difference

NC - Not Calculable.

SG - Silica Gel - Clean-Up

U - Indicates the compound was analyzed for, but not detected.

N-Nitrosodiphenylamine decomposes and cannot be separated from Diphenylamine using Method 8270. The result reported for each analyte is a combined concentration.

Pace Analytical is TNI accredited. Contact your Pace PM for the current list of accredited analytes.

TNI - The NELAC Institute.

LABORATORIES

PASI-O	Pace Analytical Services - Ormond Beach

ANALYTE QUALIFIERS

I	The reported value is between the laboratory method detection limit and the laboratory practical quantitation limit.
U	Compound was analyzed for but not detected.

This report shall not be reproduced, except in full,
without the written consent of Pace Analytical Services, LLC.

Pace Analytical Services, LLC
3610 Park Central Blvd N
Pompano Beach, FL 33064
954-582-4300

QUALITY CONTROL DATA CROSS REFERENCE TABLE

Project: 09217186.00/Ludlum Trail
Pace Project No.: 35333644

Lab ID	Sample ID	QC Batch Method	QC Batch	Analytical Method	Analytical Batch
35333644001	**TWP-27**	EPA 3010	393288	EPA 6010	393823

This report shall not be reproduced, except in full,
without the written consent of Pace Analytical Services, LLC.

Pace Analytical

WO# : 35333644

35333644

...ytical Request Document

...NT. All relevant fields must be completed accurately.

Page : Of

Section A
Required Client Information:

Company:	SCS Engineers
Address:	7700 N Kendall Drive
Miami, FL 33156	
Email:	sansong@scsengineers.com
Phone:	NONE Fax
Requested Due Date:	Standard

Section B
Required Project

Report To:	Stephen Ansong
Copy To:	Anthony Pezzotti
Purchase Order #:	
Project Name:	Ludlum Trail
Project #:	09217186.00

Attention:	
Company Name	
Address:	
Pace Quote:	
Pace Project Manager:	christina.raschke@pacelabs.com,
Pace Profile #:	8122-13

Regulatory Agency
State / Location
FL

SAMPLE ID
One Character per box.
(A-Z, 0-9 / , -)
Sample Ids must be unique

MATRIX	CODE
Drinking Water	DW
Water	WT
Waste Water	WW
Product	P
Soil/Solid	SL
Oil	OL
Wipe	WP
Air	AR
Other	OT
Tissue	TS

Requested Analysis Filtered (Y/N)

ITEM #	SAMPLE ID	MATRIX CODE (see valid codes to left)	SAMPLE TYPE (G=GRAB C=COMP)	COLLECTED START DATE	COLLECTED START TIME	COLLECTED END DATE	COLLECTED END TIME	SAMPLE TEMP AT COLLECTION	# OF CONTAINERS	Preservatives: Unpreserved	H2SO4	HNO3	HCl	NaOH	Na2S2O3	Methanol	Other	Analyses Test Y/N	8260 VOC	8270 PAH	TRPH-FLPRO	6010 As, Cd, Cr, - Dissolved	Pb, Cu - Dissolved	Dissolved Metals	AP	Residual Chlorine (Y/N)
1	TWP-27			8/31	1433																	H	H			
2	TWP-31			↓	1233																	H	H			
3	TWP-35			↓	1025																	H	H			
4																										
5																										
6																										
7																										
8																										
9																										
10																										
11																										
12																										

ADDITIONAL COMMENTS	RELINQUISHED BY / AFFILIATION	DATE	TIME	ACCEPTED BY / AFFILIATION	DATE	TIME	SAMPLE CONDITIONS			
	[signature]	8/31/17	1536	[signature]	8/31/17	1535				
	[signature]	8/31/17	1825	[signature]	8/31	1825				
	[signature]	8/31	1825	AS/Pace	8/31/17	0050		Y	N	Y
					4125	2019				

SAMPLER NAME AND SIGNATURE	
PRINT Name of SAMPLER:	
SIGNATURE of SAMPLER:	DATE Signed:

TEMP in C	Received on Ice (Y/N)	Custody Sealed Cooler (Y/N)	Samples Intact (Y/N)

Pace Analytical Florida Laboratory	Document Name: Sample Condition Upon Receipt Form	Document Revised: August 2, 2017
	Document No.: F-FL-C-007 rev. 12	Issuing Authority: Pace Florida Quality Office

WO# : 35333644

m (SCUR)

Project # PM: CTR Due Date: 09/05/17

Project Manager: CLIENT: 36-ESCON

Client:

AS

Date and Initials of person:
Examining contents:
Label:
Deliver: AS
pH:

Thermometer Used: T-299 Date: 9/1/17 Time: 0050 Initials: AS

State of Origin:

Cooler #1 Temp.°C 4.1 (Visual) -0.1 (Correction Factor) 4.2 (Actual) ☐ Samples on ice, cooling process has begun

Cooler #2 Temp.°C ____ (Visual) ____ (Correction Factor) ____ (Actual) ☐ Samples on ice, cooling process has begun

Cooler #3 Temp.°C ____ (Visual) ____ (Correction Factor) ____ (Actual) ☐ Samples on ice, cooling process has begun

Cooler #4 Temp.°C ____ (Visual) ____ (Correction Factor) ____ (Actual) ☐ Samples on ice, cooling process has begun

Cooler #5 Temp.°C ____ (Visual) ____ (Correction Factor) ____ (Actual) ☐ Samples on ice, cooling process has begun

Cooler #6 Temp.°C ____ (Visual) ____ (Correction Factor) ____ (Actual) ☐ Samples on ice, cooling process has begun

Courier: ☐ Fed Ex ☐ UPS ☐ USPS ☐ Client ☑ Commercial ☐ Pace ☐ Other

Shipping Method: ☐ First Overnight ☐ Priority Overnight ☐ Standard Overnight ☐ Ground ☐ International Priority ☐ Other

Billing: ☐ Recipient ☐ Sender ☐ Third Party ☐ Credit Card ☐ Unknown

Tracking #

Custody Seal on Cooler/Box Present: ☐ Yes ☑ No Seals intact: ☐ Yes ☐ No Ice: (Wet) Blue Dry None

Packing Material: ☐ Bubble Wrap ☑ Bubble Bags ☐ None ☑ Other

Samples shorted to lab (If Yes, complete) Shorted Date: Shorted Time: Qty:

		Comments:
Chain of Custody Present	☑ Yes ☐ No ☐ N/A	
Chain of Custody Filled Out	☑ Yes ☐ No ☐ N/A	
Relinquished Signature & Sampler Name COC	☑ Yes ☐ No ☐ N/A	
Samples Arrived within Hold Time	☑ Yes ☐ No ☐ N/A	
Rush TAT requested on COC	☐ Yes ☐ No ☑ N/A	
Sufficient Volume	☑ Yes ☐ No ☐ N/A	
Correct Containers Used	☑ Yes ☐ No ☐ N/A	
Containers Intact	☑ Yes ☐ No ☐ N/A	
Sample Labels match COC (sample IDs & date/time of collection)	☑ Yes ☐ No ☐ N/A	
All containers needing acid/base preservation have been checked.	☑ Yes ☐ No ☐ N/A	Preservation Information:
All Containers needing preservation are found to be in compliance with EPA recommendation: Exceptions: VOA, Coliform, TOC, O&G, Carbamates	☑ Yes ☐ No ☐ N/A	Preservative: Lot #/Trace #: Date: Time: Initials:
Headspace in VOA Vials? (>6mm):	☐ Yes ☐ No ☑ N/A	
Trip Blank Present:	☐ Yes ☐ No ☑ N/A	

Client Notification/ Resolution:
Person Contacted: Date/Time:

Comments/ Resolution (use back for additional comments):

Project Manager Review: Date:

Pace Analytical Services, LLC
3610 Park Central Blvd N
Pompano Beach, FL 33064
954-582-4300

September 21, 2017

Stephen Ansong
SCS Engineers
7700 N Kendall Drive
Suite 300
Miami, FL 33156

RE: Project: Ludlum Trail
Pace Project No.: 35333645

Dear Stephen Ansong:
Enclosed are the analytical results for sample(s) received by the laboratory on August 31, 2017. The results relate only to the samples included in this report. Results reported herein conform to the most current, applicable TNI/NELAC standards and the laboratory's Quality Assurance Manual, where applicable, unless otherwise noted in the body of the report.

Revision 1: Per client request, Arsenic has been removed from hold.

If you have any questions concerning this report, please feel free to contact me.

Sincerely,

Christina Raschke
christina.raschke@pacelabs.com
(954)582-4300
Project Manager

Enclosures

cc: Maria Giudici, SCS Engineers
Bob Speed, SCS Engineers

This report shall not be reproduced, except in full,
without the written consent of Pace Analytical Services, LLC.

Pace Analytical Services, LLC
3610 Park Central Blvd N
Pompano Beach, FL 33064
954-582-4300

CERTIFICATIONS

Project: Ludlum Trail
Pace Project No.: 35333645

Ormond Beach Certification IDs

8 East Tower Circle, Ormond Beach, FL 32174
Alabama Certification #: 41320
Connecticut Certification #: PH-0216
Delaware Certification: FL NELAC Reciprocity
Florida Certification #: E83079
Georgia Certification #: 955
Guam Certification: FL NELAC Reciprocity
Hawaii Certification: FL NELAC Reciprocity
Illinois Certification #: 200068
Indiana Certification: FL NELAC Reciprocity
Kansas Certification #: E-10383
Louisiana Certification #: FL NELAC Reciprocity
Louisiana Environmental Certificate #: 05007
Maryland Certification: #346
Michigan Certification #: 9911
Mississippi Certification: FL NELAC Reciprocity
Missouri Certification #: 236
Montana Certification #: Cert 0074
Nebraska Certification: NE-OS-28-14
Nevada Certification: FL NELAC Reciprocity
New Jersey Certification #: FL022
New York Certification #: 11608
North Carolina Environmental Certificate #: 667
North Carolina Certification #: 12710
Oklahoma Certification #: D9947
Pennsylvania Certification #: 68-00547
Puerto Rico Certification #: FL01264
South Carolina Certification: #96042001
Tennessee Certification #: TN02974
Texas Certification: FL NELAC Reciprocity
US Virgin Islands Certification: FL NELAC Reciprocity
Virginia Environmental Certification #: 460165
Wyoming Certification: FL NELAC Reciprocity
West Virginia Certification #: 9962C
Wisconsin Certification #: 399079670
Wyoming (EPA Region 8): FL NELAC Reciprocity

This report shall not be reproduced, except in full,
without the written consent of Pace Analytical Services, LLC.

Pace Analytical Services, LLC
3610 Park Central Blvd N
Pompano Beach, FL 33064
954-582-4300

SAMPLE SUMMARY

Project: Ludlum Trail
Pace Project No.: 35333645

Lab ID	Sample ID	Matrix	Date Collected	Date Received
35333645001	**TWP-37**	Water	08/31/17 10:10	08/31/17 18:25
35333645002	**TWP-33**	Water	08/31/17 11:01	08/31/17 18:25
35333645003	**TWP-29**	Water	08/31/17 13:31	08/31/17 18:25
35333645004	**TWP-25**	Water	08/31/17 14:36	08/31/17 18:25

This report shall not be reproduced, except in full,
without the written consent of Pace Analytical Services, LLC.

Pace Analytical Services, LLC
3610 Park Central Blvd N
Pompano Beach, FL 33064
954-582-4300

SAMPLE ANALYTE COUNT

Project: Ludlum Trail
Pace Project No.: 35333645

Lab ID	Sample ID	Method	Analysts	Analytes Reported	Laboratory
35333645001	**TWP-37**	EPA 6010	BTS	1	PASI-O
35333645002	**TWP-33**	EPA 6010	BTS	1	PASI-O
35333645003	**TWP-29**	EPA 6010	BTS	1	PASI-O

This report shall not be reproduced, except in full,
without the written consent of Pace Analytical Services, LLC.

Pace Analytical Services, LLC
3610 Park Central Blvd N
Pompano Beach, FL 33064
954-582-4300

PROJECT NARRATIVE

Project: Ludlum Trail
Pace Project No.: 35333645

Method: **EPA 6010**
Description: 6010 MET ICP, Dissolved
Client: SCS Engineers
Date: September 21, 2017

General Information:
3 samples were analyzed for EPA 6010. All samples were received in acceptable condition with any exceptions noted below or on the chain-of custody and/or the sample condition upon receipt form (SCUR) attached at the end of this report.

Hold Time:
The samples were analyzed within the method required hold times with any exceptions noted below.

Sample Preparation:
The samples were prepared in accordance with EPA 3010 with any exceptions noted below.

Initial Calibrations (including MS Tune as applicable):
All criteria were within method requirements with any exceptions noted below.

Continuing Calibration:
All criteria were within method requirements with any exceptions noted below.

Method Blank:
All analytes were below the report limit in the method blank, where applicable, with any exceptions noted below.

Laboratory Control Spike:
All laboratory control spike compounds were within QC limits with any exceptions noted below.

Matrix Spikes:
All percent recoveries and relative percent differences (RPDs) were within acceptance criteria with any exceptions noted below.

Additional Comments:

This data package has been reviewed for quality and completeness and is approved for release.

This report shall not be reproduced, except in full,
without the written consent of Pace Analytical Services, LLC.

Pace Analytical Services, LLC
3610 Park Central Blvd N
Pompano Beach, FL 33064
954-582-4300

ANALYTICAL RESULTS

Project: Ludlum Trail
Pace Project No.: 35333645

Sample: TWP-37 **Lab ID: 35333645001** Collected: 08/31/17 10:10 Received: 08/31/17 18:25 Matrix: Water

Parameters	Results	Units	PQL	MDL	DF	Prepared	Analyzed	CAS No.	Qual
6010 MET ICP, Dissolved	Analytical Method: EPA 6010 Preparation Method: EPA 3010								
Arsenic, Dissolved	**197**	ug/L	10.0	5.0	1	09/20/17 11:20	09/20/17 22:02	7440-38-2	

REPORT OF LABORATORY ANALYSIS

This report shall not be reproduced, except in full,
without the written consent of Pace Analytical Services, LLC.

Pace Analytical Services, LLC
3610 Park Central Blvd N
Pompano Beach, FL 33064
954-582-4300

ANALYTICAL RESULTS

Project: Ludlum Trail
Pace Project No.: 35333645

Sample: TWP-33 **Lab ID: 35333645002** Collected: 08/31/17 11:01 Received: 08/31/17 18:25 Matrix: Water

Parameters	Results	Units	PQL	MDL	DF	Prepared	Analyzed	CAS No.	Qual
6010 MET ICP, Dissolved	Analytical Method: EPA 6010 Preparation Method: EPA 3010								
Arsenic, Dissolved	**170**	ug/L	10.0	5.0	1	09/20/17 11:20	09/20/17 22:06	7440-38-2	

REPORT OF LABORATORY ANALYSIS

This report shall not be reproduced, except in full,
without the written consent of Pace Analytical Services, LLC.

Pace Analytical Services, LLC
3610 Park Central Blvd N
Pompano Beach, FL 33064
954-582-4300

ANALYTICAL RESULTS

Project: Ludlum Trail
Pace Project No.: 35333645

Sample: TWP-29 **Lab ID: 35333645003** Collected: 08/31/17 13:31 Received: 08/31/17 18:25 Matrix: Water

Parameters	Results	Units	PQL	MDL	DF	Prepared	Analyzed	CAS No.	Qual
6010 MET ICP, Dissolved	Analytical Method: EPA 6010 Preparation Method: EPA 3010								
Arsenic, Dissolved	**16.6**	ug/L	10.0	5.0	1	09/20/17 11:20	09/20/17 22:10	7440-38-2	

REPORT OF LABORATORY ANALYSIS

This report shall not be reproduced, except in full,
without the written consent of Pace Analytical Services, LLC.

Pace Analytical Services, LLC
3610 Park Central Blvd N
Pompano Beach, FL 33064
954-582-4300

QUALITY CONTROL DATA

Project: Ludlum Trail
Pace Project No.: 35333645

QC Batch: 393288 Analysis Method: EPA 6010
QC Batch Method: EPA 3010 Analysis Description: 6010 MET Filtered
Associated Lab Samples: 35333645001, 35333645002, 35333645003

METHOD BLANK: 2141318 Matrix: Water
Associated Lab Samples: 35333645001, 35333645002, 35333645003

Parameter	Units	Blank Result	Reporting Limit	MDL	Analyzed	Qualifiers
Arsenic, Dissolved	ug/L	5.0 U	10.0	5.0	09/20/17 21:30	

LABORATORY CONTROL SAMPLE: 2141319

Parameter	Units	Spike Conc.	LCS Result	LCS % Rec	% Rec Limits	Qualifiers
Arsenic, Dissolved	ug/L	250	266	106	80-120	

MATRIX SPIKE & MATRIX SPIKE DUPLICATE: 2141320 2141321

Parameter	Units	35333644001 Result	MS Spike Conc.	MSD Spike Conc.	MS Result	MSD Result	MS % Rec	MSD % Rec	% Rec Limits	RPD	Max RPD	Qual
Arsenic, Dissolved	ug/L	18.2	250	250	284	284	107	106	75-125	0	20	

Results presented on this page are in the units indicated by the "Units" column except where an alternate unit is presented to the right of the result.

This report shall not be reproduced, except in full,
without the written consent of Pace Analytical Services, LLC.

Pace Analytical Services, LLC
3610 Park Central Blvd N
Pompano Beach, FL 33064
954-582-4300

QUALIFIERS

Project: Ludlum Trail
Pace Project No.: 35333645

DEFINITIONS

DF - Dilution Factor, if reported, represents the factor applied to the reported data due to dilution of the sample aliquot.

ND - Not Detected at or above adjusted reporting limit.

TNTC - Too Numerous To Count

MDL - Adjusted Method Detection Limit.

PQL - Practical Quantitation Limit.

RL - Reporting Limit.

S - Surrogate

1,2-Diphenylhydrazine decomposes to and cannot be separated from Azobenzene using Method 8270. The result for each analyte is a combined concentration.

Consistent with EPA guidelines, unrounded data are displayed and have been used to calculate % recovery and RPD values.

LCS(D) - Laboratory Control Sample (Duplicate)

MS(D) - Matrix Spike (Duplicate)

DUP - Sample Duplicate

RPD - Relative Percent Difference

NC - Not Calculable.

SG - Silica Gel - Clean-Up

U - Indicates the compound was analyzed for, but not detected.

N-Nitrosodiphenylamine decomposes and cannot be separated from Diphenylamine using Method 8270. The result reported for each analyte is a combined concentration.

Pace Analytical is TNI accredited. Contact your Pace PM for the current list of accredited analytes.

TNI - The NELAC Institute.

LABORATORIES

PASI-O	Pace Analytical Services - Ormond Beach

ANALYTE QUALIFIERS

U	Compound was analyzed for but not detected.

This report shall not be reproduced, except in full,
without the written consent of Pace Analytical Services, LLC.

Pace Analytical Services, LLC
3610 Park Central Blvd N
Pompano Beach, FL 33064
954-582-4300

QUALITY CONTROL DATA CROSS REFERENCE TABLE

Project: Ludlum Trail
Pace Project No.: 35333645

Lab ID	Sample ID	QC Batch Method	QC Batch	Analytical Method	Analytical Batch
35333645001	**TWP-37**	EPA 3010	393288	EPA 6010	393823
35333645002	**TWP-33**	EPA 3010	393288	EPA 6010	393823
35333645003	**TWP-29**	EPA 3010	393288	EPA 6010	393823

This report shall not be reproduced, except in full,
without the written consent of Pace Analytical Services, LLC.

WO# : 35333645

35333645

Pace Analytical

alytical Request Document

MENT. All relevant fields must be completed accurately.

Page : Of

Section A
Required Client Information:

Company:	SCS Engineers
Address:	7700 N Kendall Drive
Miami, FL 33156	
Email:	sansong@scsengineers.com
Phone:	NONE Fax:
Requested Due Date:	HOLD

Section B
Required Project Information:

Report To:	Stephen Ansong
Copy To:	
Purchase Order #:	
Project Name:	Ludlum Trail
Project #:	

Invoice Information:

Attention:	
Company Name:	
Address:	
Pace Quote:	
Pace Project Manager:	christina.raschke@pacelabs.com,
Pace Profile #:	8122-13

Regulatory Agency
State / Location
FL

MATRIX CODE: Drinking Water DW, Water WT, Waste Water WW, Product P, Soil/Solid SL, Oil OL, Wipe WP, Air AR, Other OT, Tissue TS

ITEM #	SAMPLE ID (One Character per box. (A-Z, 0-9 / , -) Sample Ids must be unique)	MATRIX CODE (see valid codes to left)	SAMPLE TYPE (G=GRAB C=COMP)	COLLECTED START DATE	COLLECTED START TIME	COLLECTED END DATE	COLLECTED END TIME	SAMPLE TEMP AT COLLECTION	# OF CONTAINERS	Preservatives: Unpreserved	H2SO4	HNO3	HCl	NaOH	Na2S2O3	Methanol	Other	Analyses Test Y/N	8260 VOC	8270 PAH	TRPH-FLPRO	6010 As, Cd, Cr,	Pb, Cu	Dissolved Metals	Residual Chlorine (Y/N)	
1	TWP - 39			8/30	1620				1			1												~~✓~~ KB		HOLD
2	TWP - 37			8/31	1010				1			1												✓		ALL
3	TWP - 33			8/31	1101				1			1												✓		Dissolved
4	TWP - 29			8/31	1331				1			1												✓		
5	TWP - 25			8/31	1436				1			1												✓		
6																										
7																										
8																										
9																										
10																										
11																										
12																										

Requested Analysis Filtered (Y/N)

ADDITIONAL COMMENTS	RELINQUISHED BY / AFFILIATION	DATE	TIME	ACCEPTED BY / AFFILIATION	DATE	TIME	SAMPLE CONDITIONS: TEMP in C	Received on Ice (Y/N)	Custody Sealed Cooler (Y/N)	Samples Intact (Y/N)
	SCS	8/31	1536		8/31/17	1536				
		8/31/17	1825		8/31	1825				
		8/31	1825	Pace	9/1/17	0050		N	N	Y
					H2	T294				

SAMPLER NAME AND SIGNATURE

PRINT Name of SAMPLER: Karinne Bedosky

SIGNATURE of SAMPLER:

DATE Signed: 8/31/17

Pace Analytical Florida Laboratory	Document Name: Sample Condition Upon Receipt Form	Document Revised: August 2, 2017
	Document No.: F-FL-C-007 rev. 12	Issuing Authority: Pace Florida Quality Office

WO# : 35333645 ...rm (SCUR)

Project # PM: CTR Due Date: 09/05/17

Project Manager: CLIENT: 36-ESCON

Client:

AS

Date and Initials of person:
Examining contents:
Label:
Deliver: AS
pH:

Thermometer Used: T-299 Date: 9/1/17 Time: 0050 Initials: AS

State of Origin:

Cooler #1 Temp.°C 4.1 (Visual) 40.1 (Correction Factor) 4.2 (Actual) ☐ Samples on ice, cooling process has begun
Cooler #2 Temp.°C ____ (Visual) ____ (Correction Factor) ____ (Actual) ☐ Samples on ice, cooling process has begun
Cooler #3 Temp.°C ____ (Visual) ____ (Correction Factor) ____ (Actual) ☐ Samples on ice, cooling process has begun
Cooler #4 Temp.°C ____ (Visual) ____ (Correction Factor) ____ (Actual) ☐ Samples on ice, cooling process has begun
Cooler #5 Temp.°C ____ (Visual) ____ (Correction Factor) ____ (Actual) ☐ Samples on ice, cooling process has begun
Cooler #6 Temp.°C ____ (Visual) ____ (Correction Factor) ____ (Actual) ☐ Samples on ice, cooling process has begun

Courier: ☐ Fed Ex ☐ UPS ☐ USPS ☐ Client ☑ Commercial ☐ Pace ☐ Other

Shipping Method: ☐ First Overnight ☐ Priority Overnight ☐ Standard Overnight ☐ Ground ☐ International Priority ☐ Other

Billing: ☐ Recipient ☐ Sender ☐ Third Party ☐ Credit Card ☐ Unknown

Tracking #

Custody Seal on Cooler/Box Present: ☐ Yes ☑ No Seals intact: ☐ Yes ☐ No Ice: (Wet) Blue Dry None

Packing Material: ☐ Bubble Wrap ☑ Bubble Bags ☐ None ☑ Other

Samples shorted to lab (If Yes, complete) Shorted Date: Shorted Time: Qty:

		Comments:
Chain of Custody Present	☑ Yes ☐ No ☐ N/A	
Chain of Custody Filled Out	☑ Yes ☐ No ☐ N/A	
Relinquished Signature & Sampler Name COC	☑ Yes ☐ No ☐ N/A	
Samples Arrived within Hold Time	☑ Yes ☐ No ☐ N/A	
Rush TAT requested on COC	☐ Yes ☐ No ☑ N/A	
Sufficient Volume	☑ Yes ☐ No ☐ N/A	
Correct Containers Used	☑ Yes ☐ No ☐ N/A	
Containers Intact	☑ Yes ☐ No ☐ N/A	
Sample Labels match COC (sample IDs & date/time of collection)	☑ Yes ☐ No ☐ N/A	
All containers needing acid/base preservation have been checked.	☑ Yes ☐ No ☐ N/A	Preservation Information: Preservative: Lot #/Trace #: Date: Time: Initials:
All Containers needing preservation are found to be in compliance with EPA recommendation: Exceptions: VOA, Coliform, TOC, O&G, Carbamates	☑ Yes ☐ No ☐ N/A	
Headspace in VOA Vials? (>6mm):	☐ Yes ☐ No ☑ N/A	
Trip Blank Present:	☐ Yes ☐ No ☑ N/A	

Client Notification/ Resolution:
Person Contacted: Date/Time:

Comments/ Resolution (use back for additional comments):

Project Manager Review: Date:

Pace Analytical Services, LLC
3610 Park Central Blvd N
Pompano Beach, FL 33064
954-582-4300

October 09, 2017

Fangmei Zhang
SCS ES Consultants, Inc.
7700 N. Kendall Dr.
Suite #607
Miami, FL 33156

RE: Project: 09217186.00/Ludlum Trail
Pace Project No.: 35333909

Dear Fangmei Zhang:
Enclosed are the analytical results for sample(s) received by the laboratory on September 01, 2017. The results relate only to the samples included in this report. Results reported herein conform to the most current, applicable TNI/NELAC standards and the laboratory's Quality Assurance Manual, where applicable, unless otherwise noted in the body of the report.

If you have any questions concerning this report, please feel free to contact me.

Sincerely,

Christina Raschke
christina.raschke@pacelabs.com
(954)582-4300
Project Manager

Enclosures

cc: Maria Giudici, SCS Engineers
Lisa Smith, SCS Engineers
Bob Speed, SCS Engineers

This report shall not be reproduced, except in full,
without the written consent of Pace Analytical Services, LLC.

Pace Analytical Services, LLC
3610 Park Central Blvd N
Pompano Beach, FL 33064
954-582-4300

CERTIFICATIONS

Project: 09217186.00/Ludlum Trail
Pace Project No.: 35333909

Ormond Beach Certification IDs

8 East Tower Circle, Ormond Beach, FL 32174
Alabama Certification #: 41320
Connecticut Certification #: PH-0216
Delaware Certification: FL NELAC Reciprocity
Florida Certification #: E83079
Georgia Certification #: 955
Guam Certification: FL NELAC Reciprocity
Hawaii Certification: FL NELAC Reciprocity
Illinois Certification #: 200068
Indiana Certification: FL NELAC Reciprocity
Kansas Certification #: E-10383
Louisiana Certification #: FL NELAC Reciprocity
Louisiana Environmental Certificate #: 05007
Maryland Certification: #346
Michigan Certification #: 9911
Mississippi Certification: FL NELAC Reciprocity
Missouri Certification #: 236
Montana Certification #: Cert 0074
Nebraska Certification: NE-OS-28-14
Nevada Certification: FL NELAC Reciprocity
New Jersey Certification #: FL022
New York Certification #: 11608
North Carolina Environmental Certificate #: 667
North Carolina Certification #: 12710
Oklahoma Certification #: D9947
Pennsylvania Certification #: 68-00547
Puerto Rico Certification #: FL01264
South Carolina Certification: #96042001
Tennessee Certification #: TN02974
Texas Certification: FL NELAC Reciprocity
US Virgin Islands Certification: FL NELAC Reciprocity
Virginia Environmental Certification #: 460165
Wyoming Certification: FL NELAC Reciprocity
West Virginia Certification #: 9962C
Wisconsin Certification #: 399079670
Wyoming (EPA Region 8): FL NELAC Reciprocity

Charlotte Certification IDs

9800 Kincey Ave. Ste 100, Huntersville, NC 28078
Louisiana/NELAP Certification # LA170028
North Carolina Drinking Water Certification #: 37706
North Carolina Field Services Certification #: 5342
North Carolina Wastewater Certification #: 12
South Carolina Certification #: 99006001
Florida/NELAP Certification #: E87627
Kentucky UST Certification #: 84
Virginia/VELAP Certification #: 460221

This report shall not be reproduced, except in full,
without the written consent of Pace Analytical Services, LLC.

Pace Analytical Services, LLC
3610 Park Central Blvd N
Pompano Beach, FL 33064
954-582-4300

SAMPLE SUMMARY

Project: 09217186.00/Ludlum Trail
Pace Project No.: 35333909

Lab ID	Sample ID	Matrix	Date Collected	Date Received
35333909001	**SB-6 (0-0.5)**	Solid	09/01/17 13:10	09/01/17 18:00
35333909002	**SB-6 (0.5-2)**	Solid	09/01/17 13:13	09/01/17 18:00
35333909003	**SB-6 (2-4)**	Solid	09/01/17 13:16	09/01/17 18:00
35333909004	**SB-5 (0-0.5)**	Solid	09/01/17 12:30	09/01/17 18:00
35333909005	**SB-5 (0.5-2)**	Solid	09/01/17 12:33	09/01/17 18:00
35333909006	**SB-5 (2-4)**	Solid	09/01/17 12:36	09/01/17 18:00
35333909007	**SB-17 (0-0.5)**	Solid	09/01/17 10:20	09/01/17 18:00
35333909008	**SB-17 (0.5-2)**	Solid	09/01/17 10:23	09/01/17 18:00
35333909009	**SB-17 (2-4)**	Solid	09/01/17 10:26	09/01/17 18:00
35333909010	**SB-23 (0-0.5)**	Solid	08/31/17 15:20	09/01/17 18:00
35333909011	**SB-23 (0.5-2)**	Solid	08/31/17 15:20	09/01/17 18:00
35333909012	**SB-23 (2-4)**	Solid	08/31/17 15:26	09/01/17 18:00
35333909013	**SB-7 (0-0.5)**	Solid	09/01/17 14:05	09/01/17 18:00
35333909014	**SB-7 (0.5-2)**	Solid	09/01/17 14:07	09/01/17 18:00
35333909015	**SB-7 (2-4)**	Solid	09/01/17 14:09	09/01/17 18:00
35333909016	**SB-10-1 (0-0.5)**	Solid	09/01/17 16:00	09/01/17 18:00
35333909017	**SB-10-1 (0.5-2)**	Solid	09/01/17 16:03	09/01/17 18:00
35333909018	**SB-10-2 (0-0.5)**	Solid	09/01/17 16:12	09/01/17 18:00
35333909019	**SB-10-2 (0.5-2)**	Solid	09/01/17 16:14	09/01/17 18:00
35333909020	**SB-10-3 (0-0.5)**	Solid	09/01/17 16:24	09/01/17 18:00
35333909021	**SB-10-3 (0.5-2)**	Solid	09/01/17 16:27	09/01/17 18:00
35333909022	**SB-10-3 (2-4)**	Solid	09/01/17 16:30	09/01/17 18:00
35333909023	**SB-23 (4-6)**	Solid	08/31/17 15:29	09/01/17 18:00
35333909024	**SB-23 (6-8)**	Solid	08/31/17 15:32	09/01/17 18:00
35333909025	**SB-23 (8-10)**	Solid	08/31/17 15:35	09/01/17 18:00
35333909026	**SB-10-4 (0-0.5)**	Solid	09/01/17 16:14	09/01/17 18:00
35333909027	**SB-10-4 (0.5-2)**	Solid	09/01/17 16:16	09/01/17 18:00
35333909028	**SB-10-4 (2-4)**	Solid	09/01/17 16:18	09/01/17 18:00
35333909029	**SB-10-5 (0-0.5)**	Solid	09/01/17 16:00	09/01/17 18:00
35333909030	**SB-10-5 (0.5-2)**	Solid	09/01/17 16:02	09/01/17 18:00
35333909031	**SB-8 (0-0.5)**	Solid	09/01/17 14:03	09/01/17 18:00
35333909032	**SB-8 (0.5-2)**	Solid	09/01/17 14:06	09/01/17 18:00
35333909033	**SB-8 (2-4)**	Solid	09/01/17 14:09	09/01/17 18:00
35333909034	**SB-9 (0-0.5)**	Solid	09/01/17 15:05	09/01/17 18:00
35333909035	**SB-9 (0.5-2)**	Solid	09/01/17 15:08	09/01/17 18:00
35333909036	**SB-9 (2-4)**	Solid	09/01/17 15:11	09/01/17 18:00
35333909037	**SB-19 (0-0.5)**	Solid	08/31/17 17:36	09/01/17 18:00

This report shall not be reproduced, except in full,
without the written consent of Pace Analytical Services, LLC.

Pace Analytical Services, LLC
3610 Park Central Blvd N
Pompano Beach, FL 33064
954-582-4300

SAMPLE SUMMARY

Project: 09217186.00/Ludlum Trail
Pace Project No.: 35333909

Lab ID	Sample ID	Matrix	Date Collected	Date Received
35333909038	**SB-19 (0.5-2)**	Solid	08/31/17 17:38	09/01/17 18:00
35333909039	**SB-18 (0-0.5)**	Solid	08/31/17 17:15	09/01/17 18:00
35333909040	**SB-18 (0.5-2)**	Solid	08/31/17 17:17	09/01/17 18:00
35333909041	**SB-18 (2-4)**	Solid	08/31/17 17:19	09/01/17 18:00
35333909042	**SB-18 (4-6)**	Solid	08/31/17 17:21	09/01/17 18:00
35333909043	**SB-21-4 (0-0.5)**	Solid	08/31/17 15:30	09/01/17 18:00
35333909044	**SB-21-4 (0.5-2)**	Solid	08/31/17 15:32	09/01/17 18:00
35333909045	**SB-21-4 (2-4)**	Solid	08/31/17 15:34	09/01/17 18:00
35333909046	**SB-21-4 (4-6)**	Solid	08/31/17 15:36	09/01/17 18:00
35333909047	**SB-21-4 (6-8)**	Solid	08/31/17 15:38	09/01/17 18:00
35333909048	**SB-21-5 (0-0.5)**	Solid	08/31/17 16:50	09/01/17 18:00
35333909049	**SB-21-5 (0.5-2)**	Solid	08/31/17 16:53	09/01/17 18:00
35333909050	**SB-4 (0-0.5)**	Solid	09/01/17 11:06	09/01/17 18:00
35333909051	**SB-4 (0.5-2)**	Solid	09/01/17 11:08	09/01/17 18:00
35333909052	**SB-4 (2-4)**	Solid	09/01/17 11:10	09/01/17 18:00
35333909053	**SB-3 (0-0.5)**	Solid	09/01/17 09:50	09/01/17 18:00
35333909054	**SB-3 (0.5-2)**	Solid	09/01/17 09:52	09/01/17 18:00
35333909055	**SB-3 (2-4)**	Solid	09/01/17 09:54	09/01/17 18:00
35333909056	**SB-3 (4-6)**	Solid	09/01/17 09:56	09/01/17 18:00
35333909057	**SB-2 (0-0.5)**	Solid	09/01/17 10:30	09/01/17 18:00
35333909058	**SB-2 (0.5-2)**	Solid	09/01/17 10:32	09/01/17 18:00
35333909059	**SB-2 (2-4)**	Solid	09/01/17 10:34	09/01/17 18:00
35333909060	**SB-21-1 (0-0.5)**	Solid	08/31/17 15:50	09/01/17 18:00
35333909061	**SB-21-1 (0.5-2)**	Solid	08/31/17 15:52	09/01/17 18:00
35333909062	**SB-21-2 (0-0.5)**	Solid	08/31/17 16:00	09/01/17 18:00
35333909063	**SB-21-2 (0.5-2)**	Solid	08/31/17 16:02	09/01/17 18:00
35333909064	**SB-21-2 (2-4)**	Solid	08/31/17 16:04	09/01/17 18:00
35333909065	**SB-21-2 (4-6)**	Solid	08/31/17 16:06	09/01/17 18:00
35333909066	**SB-21-2 (6-8)**	Solid	08/31/17 16:08	09/01/17 18:00
35333909067	**SB-21-3 (0-0.5)**	Solid	09/01/17 16:15	09/01/17 18:00
35333909068	**SB-21-3 (0.5-2)**	Solid	09/01/17 16:17	09/01/17 18:00
35333909069	**SB-21-3 (2-4)**	Solid	09/01/17 16:19	09/01/17 18:00
35333909070	**SB-21-3 (4-6)**	Solid	09/01/17 16:21	09/01/17 18:00
35333909071	**SB-21-3 (6-8)**	Solid	09/01/17 16:23	09/01/17 18:00

This report shall not be reproduced, except in full,
without the written consent of Pace Analytical Services, LLC.

Pace Analytical Services, LLC
3610 Park Central Blvd N
Pompano Beach, FL 33064
954-582-4300

SAMPLE ANALYTE COUNT

Project: 09217186.00/Ludlum Trail
Pace Project No.: 35333909

Lab ID	Sample ID	Method	Analysts	Analytes Reported	Laboratory
35333909001	**SB-6 (0-0.5)**	FL-PRO	JGW	3	PASI-O
		EPA 6010	BTS	5	PASI-O
		EPA 8270	TWB	21	PASI-O
		ASTM D2974-87	RAK	1	PASI-O
35333909002	**SB-6 (0.5-2)**	FL-PRO	JGW	3	PASI-O
		EPA 6010	BTS	5	PASI-O
		EPA 6010	LEC	1	PASI-O
		EPA 8270	TWB	21	PASI-O
		EPA 8270 by SIM	TWB	20	PASI-O
		ASTM D2974-87	RAK	1	PASI-O
35333909003	**SB-6 (2-4)**	FL-PRO	JGW	3	PASI-O
		EPA 6010	BTS	5	PASI-O
		EPA 8270	TWB	21	PASI-O
		ASTM D2974-87	RAK	1	PASI-O
35333909004	**SB-5 (0-0.5)**	FL-PRO	JGW	3	PASI-O
		EPA 6010	BTS	5	PASI-O
		EPA 8270	TWB	21	PASI-O
		EPA 8260	DLK	69	PASI-C
		ASTM D2974-87	RAK	1	PASI-O
35333909005	**SB-5 (0.5-2)**	FL-PRO	JGW	3	PASI-O
		EPA 6010	BTS	5	PASI-O
		EPA 8270	TWB	21	PASI-O
		EPA 8260	DLK	69	PASI-C
		ASTM D2974-87	RAK	1	PASI-O
35333909006	**SB-5 (2-4)**	EPA 8270	JDT	21	PASI-O
		EPA 8270 by SIM	TWB	20	PASI-O
		ASTM D2974-87	RAK	1	PASI-O
35333909007	**SB-17 (0-0.5)**	FL-PRO	JGW	3	PASI-O
		EPA 6010	BTS	5	PASI-O
		EPA 8270	TWB	21	PASI-O
		EPA 8260	DLK	69	PASI-C
		ASTM D2974-87	RAK	1	PASI-O
35333909008	**SB-17 (0.5-2)**	FL-PRO	JGW	3	PASI-O
		EPA 6010	BTS	5	PASI-O
		EPA 8270	TWB	21	PASI-O
		EPA 8260	DLK	69	PASI-C
		ASTM D2974-87	RAK	1	PASI-O

This report shall not be reproduced, except in full,
without the written consent of Pace Analytical Services, LLC.

Pace Analytical Services, LLC
3610 Park Central Blvd N
Pompano Beach, FL 33064
954-582-4300

SAMPLE ANALYTE COUNT

Project: 09217186.00/Ludlum Trail
Pace Project No.: 35333909

Lab ID	Sample ID	Method	Analysts	Analytes Reported	Laboratory
35333909009	**SB-17 (2-4)**	ASTM D2974-87	RAK	1	PASI-O
35333909010	**SB-23 (0-0.5)**	FL-PRO	JGW	3	PASI-O
		EPA 6010	BTS	5	PASI-O
		EPA 8270	TWB	21	PASI-O
		EPA 8270 by SIM	TWB	20	PASI-O
		EPA 8260	DLK	69	PASI-C
		ASTM D2974-87	RAK	1	PASI-O
35333909011	**SB-23 (0.5-2)**	FL-PRO	JGW	3	PASI-O
		EPA 6010	BTS	5	PASI-O
		EPA 8270	TWB	21	PASI-O
		EPA 8260	DLK	69	PASI-C
		ASTM D2974-87	RAK	1	PASI-O
35333909012	**SB-23 (2-4)**	EPA 8270	JDT	21	PASI-O
		ASTM D2974-87	RAK	1	PASI-O
35333909013	**SB-7 (0-0.5)**	FL-PRO	JGW	3	PASI-O
		EPA 6010	BTS	5	PASI-O
		EPA 8270	TWB	21	PASI-O
		EPA 8270 by SIM	TWB	20	PASI-O
		EPA 8260	DLK	69	PASI-C
		ASTM D2974-87	RAK	1	PASI-O
35333909014	**SB-7 (0.5-2)**	FL-PRO	JGW	3	PASI-O
		EPA 6010	BTS	5	PASI-O
		EPA 8270	TWB	21	PASI-O
		EPA 8260	DLK	69	PASI-C
		ASTM D2974-87	RAK	1	PASI-O
35333909015	**SB-7 (2-4)**	EPA 8270	JDT	21	PASI-O
		ASTM D2974-87	RAK	1	PASI-O
35333909016	**SB-10-1 (0-0.5)**	FL-PRO	JGW	3	PASI-O
		EPA 6010	BTS	5	PASI-O
		EPA 8270	TWB	21	PASI-O
		EPA 8270 by SIM	JDT	20	PASI-O
		EPA 8260	DLK	69	PASI-C
		ASTM D2974-87	RAK	1	PASI-O
35333909017	**SB-10-1 (0.5-2)**	FL-PRO	JGW	3	PASI-O
		EPA 6010	BTS	5	PASI-O
		EPA 8270	TWB	21	PASI-O
		EPA 8260	DLK	69	PASI-C

This report shall not be reproduced, except in full,
without the written consent of Pace Analytical Services, LLC.

Pace Analytical Services, LLC
3610 Park Central Blvd N
Pompano Beach, FL 33064
954-582-4300

SAMPLE ANALYTE COUNT

Project: 09217186.00/Ludlum Trail
Pace Project No.: 35333909

Lab ID	Sample ID	Method	Analysts	Analytes Reported	Laboratory
		ASTM D2974-87	RAK	1	PASI-O
35333909018	**SB-10-2 (0-0.5)**	FL-PRO	JGW	3	PASI-O
		EPA 6010	BTS	5	PASI-O
		EPA 6010	BTS	1	PASI-O
		EPA 8270	TWB	21	PASI-O
		EPA 8260	DLK	69	PASI-C
		ASTM D2974-87	RAK	1	PASI-O
35333909019	**SB-10-2 (0.5-2)**	FL-PRO	JGW	3	PASI-O
		EPA 6010	BTS	5	PASI-O
		EPA 8270	TWB	21	PASI-O
		EPA 8270 by SIM	TWB	20	PASI-O
		EPA 8260	DLK	69	PASI-C
		ASTM D2974-87	RAK	1	PASI-O
35333909020	**SB-10-3 (0-0.5)**	FL-PRO	JGW	3	PASI-O
		EPA 6010	BTS	5	PASI-O
		EPA 8270	JDT	21	PASI-O
		EPA 8270 by SIM	JDT	20	PASI-O
		EPA 8260	DLK	69	PASI-C
		ASTM D2974-87	RAK	1	PASI-O
35333909021	**SB-10-3 (0.5-2)**	FL-PRO	JGW	3	PASI-O
		EPA 6010	BTS	5	PASI-O
		EPA 8270	JDT	21	PASI-O
		EPA 8260	DLK	69	PASI-C
		ASTM D2974-87	RAK	1	PASI-O
35333909022	**SB-10-3 (2-4)**	ASTM D2974-87	RAK	1	PASI-O
35333909023	**SB-23 (4-6)**	ASTM D2974-87	RAK	1	PASI-O
35333909024	**SB-23 (6-8)**	ASTM D2974-87	RAK	1	PASI-O
35333909025	**SB-23 (8-10)**	ASTM D2974-87	RAK	1	PASI-O
35333909026	**SB-10-4 (0-0.5)**	FL-PRO	JGW	3	PASI-O
		EPA 6010	BTS	5	PASI-O
		EPA 8270	JDT	21	PASI-O
		EPA 8260	DLK	69	PASI-C
		ASTM D2974-87	RAK	1	PASI-O
35333909027	**SB-10-4 (0.5-2)**	FL-PRO	JGW	3	PASI-O
		EPA 6010	BTS	5	PASI-O
		EPA 8270	JDT	21	PASI-O
		EPA 8260	DLK	69	PASI-C

This report shall not be reproduced, except in full,
without the written consent of Pace Analytical Services, LLC.

Pace Analytical Services, LLC
3610 Park Central Blvd N
Pompano Beach, FL 33064
954-582-4300

SAMPLE ANALYTE COUNT

Project: 09217186.00/Ludlum Trail
Pace Project No.: 35333909

Lab ID	Sample ID	Method	Analysts	Analytes Reported	Laboratory
		ASTM D2974-87	RAK	1	PASI-O
35333909028	**SB-10-4 (2-4)**	ASTM D2974-87	RAK	1	PASI-O
35333909029	**SB-10-5 (0-0.5)**	FL-PRO	JGW	3	PASI-O
		EPA 6010	BTS	5	PASI-O
		EPA 8270	JDT	21	PASI-O
		EPA 8260	DLK	69	PASI-C
		ASTM D2974-87	RAK	1	PASI-O
35333909030	**SB-10-5 (0.5-2)**	FL-PRO	JGW	3	PASI-O
		EPA 6010	BTS	5	PASI-O
		EPA 8270	JDT	21	PASI-O
		EPA 8260	DLK	69	PASI-C
		ASTM D2974-87	RAK	1	PASI-O
35333909031	**SB-8 (0-0.5)**	FL-PRO	JGW	3	PASI-O
		EPA 6010	BTS	5	PASI-O
		EPA 8270	JDT, TWB	21	PASI-O
		ASTM D2974-87	RAK	1	PASI-O
35333909032	**SB-8 (0.5-2)**	FL-PRO	JGW	3	PASI-O
		EPA 6010	BTS	5	PASI-O
		EPA 6010	BTS	1	PASI-O
		EPA 8270	JDT, TWB	21	PASI-O
		EPA 8270 by SIM	JDT	20	PASI-O
		ASTM D2974-87	RAK	1	PASI-O
35333909033	**SB-8 (2-4)**	FL-PRO	JGW	3	PASI-O
		TPH in Soil	JGW	14	PASI-O
		EPA 6010	BTS	5	PASI-O
		EPA 8270	JDT	21	PASI-O
		ASTM D2974-87	RAK	1	PASI-O
35333909034	**SB-9 (0-0.5)**	FL-PRO	JGW	3	PASI-O
		TPH in Soil	JGW	14	PASI-O
		EPA 6010	BTS	5	PASI-O
		EPA 8270	JDT, TWB	21	PASI-O
		EPA 8270 by SIM	JDT	20	PASI-O
		ASTM D2974-87	RAK	1	PASI-O
35333909035	**SB-9 (0.5-2)**	FL-PRO	JGW	3	PASI-O
		EPA 6010	BTS	5	PASI-O
		EPA 8270	JDT	21	PASI-O
		ASTM D2974-87	RAK	1	PASI-O

This report shall not be reproduced, except in full,
without the written consent of Pace Analytical Services, LLC.

Pace Analytical Services, LLC
3610 Park Central Blvd N
Pompano Beach, FL 33064
954-582-4300

SAMPLE ANALYTE COUNT

Project: 09217186.00/Ludlum Trail
Pace Project No.: 35333909

Lab ID	Sample ID	Method	Analysts	Analytes Reported	Laboratory
35333909036	**SB-9 (2-4)**	FL-PRO	JGW	3	PASI-O
		EPA 6010	BTS	5	PASI-O
		EPA 6010	BTS	1	PASI-O
		EPA 8270	JDT	21	PASI-O
		ASTM D2974-87	RAK	1	PASI-O
35333909037	**SB-19 (0-0.5)**	FL-PRO	JGW	3	PASI-O
		EPA 6010	BTS	5	PASI-O
		EPA 8270	JDT, TWB	21	PASI-O
		EPA 8260	DLK	69	PASI-C
		ASTM D2974-87	RAK	1	PASI-O
35333909038	**SB-19 (0.5-2)**	FL-PRO	JGW	3	PASI-O
		EPA 6010	BTS	5	PASI-O
		EPA 8270	JDT	21	PASI-O
		EPA 8260	DLK	69	PASI-C
		ASTM D2974-87	RAK	1	PASI-O
35333909039	**SB-18 (0-0.5)**	FL-PRO	JGW	3	PASI-O
		EPA 6010	BTS	5	PASI-O
		EPA 8270	JDT	21	PASI-O
		EPA 8260	DLK	69	PASI-C
		ASTM D2974-87	RAK	1	PASI-O
35333909040	**SB-18 (0.5-2)**	FL-PRO	JGW	3	PASI-O
		EPA 6010	BTS	5	PASI-O
		EPA 8270	JDT	21	PASI-O
		EPA 8260	DLK	69	PASI-C
		ASTM D2974-87	RAK	1	PASI-O
35333909041	**SB-18 (2-4)**	ASTM D2974-87	RAK	1	PASI-O
35333909042	**SB-18 (4-6)**	ASTM D2974-87	RAK	1	PASI-O
35333909043	**SB-21-4 (0-0.5)**	FL-PRO	JGW	3	PASI-O
		EPA 6010	BTS	5	PASI-O
		EPA 6010	LEC	1	PASI-O
		EPA 8270	JDT	21	PASI-O
		EPA 8270 by SIM	JDT	20	PASI-O
		EPA 8260	DLK	69	PASI-C
		ASTM D2974-87	RAK	1	PASI-O
35333909044	**SB-21-4 (0.5-2)**	FL-PRO	JGW	3	PASI-O
		EPA 6010	BTS	5	PASI-O
		EPA 8270	JDT	21	PASI-O

This report shall not be reproduced, except in full,
without the written consent of Pace Analytical Services, LLC.

Pace Analytical Services, LLC
3610 Park Central Blvd N
Pompano Beach, FL 33064
954-582-4300

SAMPLE ANALYTE COUNT

Project: 09217186.00/Ludlum Trail
Pace Project No.: 35333909

Lab ID	Sample ID	Method	Analysts	Analytes Reported	Laboratory
		EPA 8260	DLK	69	PASI-C
		ASTM D2974-87	RAK	1	PASI-O
35333909045	**SB-21-4 (2-4)**	ASTM D2974-87	RAK	1	PASI-O
35333909046	**SB-21-4 (4-6)**	ASTM D2974-87	RAK	1	PASI-O
35333909047	**SB-21-4 (6-8)**	ASTM D2974-87	RAK	1	PASI-O
35333909048	**SB-21-5 (0-0.5)**	FL-PRO	JGW	3	PASI-O
		EPA 6010	BTS	5	PASI-O
		EPA 8270	TWB	21	PASI-O
		EPA 8270 by SIM	TWB	20	PASI-O
		EPA 8260	DLK	69	PASI-C
		ASTM D2974-87	RAK	1	PASI-O
35333909049	**SB-21-5 (0.5-2)**	FL-PRO	JGW	3	PASI-O
		EPA 6010	BTS	5	PASI-O
		EPA 8270	TWB	21	PASI-O
		EPA 8260	DLK	69	PASI-C
		ASTM D2974-87	RAK	1	PASI-O
35333909050	**SB-4 (0-0.5)**	FL-PRO	JGW	3	PASI-O
		EPA 6010	BTS	5	PASI-O
		EPA 8270	JDT	21	PASI-O
		ASTM D2974-87	RAK	1	PASI-O
35333909051	**SB-4 (0.5-2)**	FL-PRO	JGW	3	PASI-O
		EPA 6010	BTS	5	PASI-O
		EPA 8270	JDT	21	PASI-O
		EPA 8270 by SIM	JDT	20	PASI-O
		ASTM D2974-87	RAK	1	PASI-O
35333909052	**SB-4 (2-4)**	EPA 8270	JDT	21	PASI-O
		ASTM D2974-87	RAK	1	PASI-O
35333909053	**SB-3 (0-0.5)**	FL-PRO	JGW	3	PASI-O
		EPA 6010	BTS	5	PASI-O
		EPA 8270	JDT	21	PASI-O
		EPA 8270 by SIM	JDT	20	PASI-O
		EPA 8260	DLK	69	PASI-C
		ASTM D2974-87	RAK	1	PASI-O
35333909054	**SB-3 (0.5-2)**	FL-PRO	JGW	3	PASI-O
		EPA 6010	BTS	5	PASI-O
		EPA 8270	JDT	21	PASI-O
		EPA 8260	DLK	69	PASI-C

This report shall not be reproduced, except in full,
without the written consent of Pace Analytical Services, LLC.

Pace Analytical Services, LLC
3610 Park Central Blvd N
Pompano Beach, FL 33064
954-582-4300

SAMPLE ANALYTE COUNT

Project: 09217186.00/Ludlum Trail
Pace Project No.: 35333909

Lab ID	Sample ID	Method	Analysts	Analytes Reported	Laboratory
		ASTM D2974-87	RAK	1	PASI-O
35333909055	**SB-3 (2-4)**	ASTM D2974-87	RAK	1	PASI-O
35333909056	**SB-3 (4-6)**	ASTM D2974-87	RAK	1	PASI-O
35333909057	**SB-2 (0-0.5)**	FL-PRO	JGW	3	PASI-O
		EPA 6010	BTS	5	PASI-O
		EPA 8270	JDT	21	PASI-O
		ASTM D2974-87	RAK	1	PASI-O
35333909058	**SB-2 (0.5-2)**	FL-PRO	JGW	3	PASI-O
		EPA 6010	BTS	5	PASI-O
		EPA 8270	JDT	21	PASI-O
		EPA 8270 by SIM	TWB	20	PASI-O
		ASTM D2974-87	RAK	1	PASI-O
35333909059	**SB-2 (2-4)**	EPA 8270	JDT	21	PASI-O
		ASTM D2974-87	RAK	1	PASI-O
35333909060	**SB-21-1 (0-0.5)**	FL-PRO	JGW	3	PASI-O
		EPA 6010	BTS	5	PASI-O
		EPA 8270	JDT	21	PASI-O
		EPA 8260	DLK	69	PASI-C
		ASTM D2974-87	RAK	1	PASI-O
35333909061	**SB-21-1 (0.5-2)**	FL-PRO	JGW	3	PASI-O
		EPA 6010	BTS	5	PASI-O
		EPA 8270	JDT	21	PASI-O
		EPA 8270 by SIM	TWB	20	PASI-O
		EPA 8260	DLK	69	PASI-C
		ASTM D2974-87	RAK	1	PASI-O
35333909062	**SB-21-2 (0-0.5)**	FL-PRO	JGW	3	PASI-O
		EPA 6010	BTS	5	PASI-O
		EPA 6010	LEC	1	PASI-O
		EPA 8270	JDT, TWB	21	PASI-O
		EPA 8260	DLK	69	PASI-C
		ASTM D2974-87	RAK	1	PASI-O
35333909063	**SB-21-2 (0.5-2)**	FL-PRO	JGW	3	PASI-O
		EPA 6010	BTS	5	PASI-O
		EPA 8270	JDT	21	PASI-O
		EPA 8260	DLK	69	PASI-C
		ASTM D2974-87	RAK	1	PASI-O
35333909064	**SB-21-2 (2-4)**	ASTM D2974-87	RAK	1	PASI-O

This report shall not be reproduced, except in full,
without the written consent of Pace Analytical Services, LLC.

Pace Analytical Services, LLC
3610 Park Central Blvd N
Pompano Beach, FL 33064
954-582-4300

SAMPLE ANALYTE COUNT

Project: 09217186.00/Ludlum Trail
Pace Project No.: 35333909

Lab ID	Sample ID	Method	Analysts	Analytes Reported	Laboratory
35333909065	**SB-21-2 (4-6)**	ASTM D2974-87	RAK	1	PASI-O
35333909066	**SB-21-2 (6-8)**	EPA 8270	JDT	21	PASI-O
		ASTM D2974-87	RAK	1	PASI-O
35333909067	**SB-21-3 (0-0.5)**	FL-PRO	JGW	3	PASI-O
		EPA 6010	BTS	5	PASI-O
		EPA 8270	JDT	21	PASI-O
		EPA 8270 by SIM	TWB	20	PASI-O
		EPA 8260	DLK	69	PASI-C
		ASTM D2974-87	DRC	1	PASI-O
35333909068	**SB-21-3 (0.5-2)**	FL-PRO	JGW	3	PASI-O
		EPA 6010	BTS	5	PASI-O
		EPA 8270	JDT	21	PASI-O
		EPA 8260	DLK	69	PASI-C
		ASTM D2974-87	DRC	1	PASI-O
35333909069	**SB-21-3 (2-4)**	ASTM D2974-87	DRC	1	PASI-O
35333909070	**SB-21-3 (4-6)**	ASTM D2974-87	DRC	1	PASI-O
35333909071	**SB-21-3 (6-8)**	EPA 8270	JDT	21	PASI-O
		ASTM D2974-87	DRC	1	PASI-O

This report shall not be reproduced, except in full,
without the written consent of Pace Analytical Services, LLC.

Pace Analytical Services, LLC
3610 Park Central Blvd N
Pompano Beach, FL 33064
954-582-4300

PROJECT NARRATIVE

Project: 09217186.00/Ludlum Trail
Pace Project No.: 35333909

Method: **FL-PRO**
Description: FL-PRO Soil Microwave
Client: SCS Engineers
Date: October 09, 2017

General Information:
47 samples were analyzed for FL-PRO. All samples were received in acceptable condition with any exceptions noted below or on the chain-of custody and/or the sample condition upon receipt form (SCUR) attached at the end of this report.

Hold Time:
The samples were analyzed within the method required hold times with any exceptions noted below.

Sample Preparation:
The samples were prepared in accordance with EPA 3546 with any exceptions noted below.

Initial Calibrations (including MS Tune as applicable):
All criteria were within method requirements with any exceptions noted below.

Continuing Calibration:
All criteria were within method requirements with any exceptions noted below.

Surrogates:
All surrogates were within QC limits with any exceptions noted below.

QC Batch: 391589

J(S5): Estimated Value. Surrogate recovery outside control limits due to matrix interferences (not confirmed by re-analysis).
- SB-23 (0-0.5) (Lab ID: 35333909010)
  - o-Terphenyl (S)

S3: Surrogate recovery exceeded laboratory control limits. Analyte presence below reporting limits in associated sample.
- SB-6 (0.5-2) (Lab ID: 35333909002)
  - o-Terphenyl (S)

QC Batch: 391591

J(S0): Estimated Value. Surrogate recovery outside laboratory control limits.
- LCS (Lab ID: 2131777)
  - o-Terphenyl (S)
- MS (Lab ID: 2132801)
  - N-Pentatriacontane (S)
  - o-Terphenyl (S)

J(S5): Estimated Value. Surrogate recovery outside control limits due to matrix interferences (not confirmed by re-analysis).
- SB-18 (0-0.5) (Lab ID: 35333909039)
  - o-Terphenyl (S)
- SB-21-4 (0-0.5) (Lab ID: 35333909043)
  - o-Terphenyl (S)
- SB-21-4 (0.5-2) (Lab ID: 35333909044)
  - o-Terphenyl (S)
- SB-21-5 (0-0.5) (Lab ID: 35333909048)
  - o-Terphenyl (S)
- SB-21-5 (0.5-2) (Lab ID: 35333909049)

This report shall not be reproduced, except in full,
without the written consent of Pace Analytical Services, LLC.

Pace Analytical Services, LLC
3610 Park Central Blvd N
Pompano Beach, FL 33064
954-582-4300

PROJECT NARRATIVE

Project: 09217186.00/Ludlum Trail
Pace Project No.: 35333909

Method: **FL-PRO**
Description: FL-PRO Soil Microwave
Client: SCS Engineers
Date: October 09, 2017

QC Batch: 391591

J(S5): Estimated Value. Surrogate recovery outside control limits due to matrix interferences (not confirmed by re-analysis).

- o-Terphenyl (S)
- SB-8 (2-4) (Lab ID: 35333909033)
  - o-Terphenyl (S)
- SB-9 (0-0.5) (Lab ID: 35333909034)
  - o-Terphenyl (S)
- SB-9 (2-4) (Lab ID: 35333909036)
  - o-Terphenyl (S)

S3: Surrogate recovery exceeded laboratory control limits. Analyte presence below reporting limits in associated sample.

- SB-10-3 (0-0.5) (Lab ID: 35333909020)
  - o-Terphenyl (S)
- SB-10-4 (0.5-2) (Lab ID: 35333909027)
  - o-Terphenyl (S)
- SB-10-5 (0.5-2) (Lab ID: 35333909030)
  - N-Pentatriacontane (S)
  - o-Terphenyl (S)
- SB-18 (0.5-2) (Lab ID: 35333909040)
  - o-Terphenyl (S)
- SB-19 (0.5-2) (Lab ID: 35333909038)
  - N-Pentatriacontane (S)
  - o-Terphenyl (S)
- SB-8 (0.5-2) (Lab ID: 35333909032)
  - N-Pentatriacontane (S)
  - o-Terphenyl (S)

QC Batch: 391801

J(S0): Estimated Value. Surrogate recovery outside laboratory control limits.

- LCS (Lab ID: 2132834)
  - o-Terphenyl (S)
- MS (Lab ID: 2133650)
  - o-Terphenyl (S)
- MSD (Lab ID: 2133651)
  - o-Terphenyl (S)

J(S5): Estimated Value. Surrogate recovery outside control limits due to matrix interferences (not confirmed by re-analysis).

- SB-2 (0-0.5) (Lab ID: 35333909057)
  - o-Terphenyl (S)
- SB-2 (0.5-2) (Lab ID: 35333909058)
  - o-Terphenyl (S)
- SB-21-1 (0.5-2) (Lab ID: 35333909061)
  - o-Terphenyl (S)
- SB-21-2 (0-0.5) (Lab ID: 35333909062)
  - o-Terphenyl (S)
- SB-21-3 (0-0.5) (Lab ID: 35333909067)
  - o-Terphenyl (S)
- SB-3 (0-0.5) (Lab ID: 35333909053)

This report shall not be reproduced, except in full,
without the written consent of Pace Analytical Services, LLC.

Pace Analytical Services, LLC
3610 Park Central Blvd N
Pompano Beach, FL 33064
954-582-4300

PROJECT NARRATIVE

Project: 09217186.00/Ludlum Trail
Pace Project No.: 35333909

Method: **FL-PRO**
Description: FL-PRO Soil Microwave
Client: SCS Engineers
Date: October 09, 2017

QC Batch: 391801

J(S5): Estimated Value. Surrogate recovery outside control limits due to matrix interferences (not confirmed by re-analysis).
- o-Terphenyl (S)
- SB-4 (0.5-2) (Lab ID: 35333909051)
  - o-Terphenyl (S)

S3: Surrogate recovery exceeded laboratory control limits. Analyte presence below reporting limits in associated sample.
- SB-21-2 (0.5-2) (Lab ID: 35333909063)
  - o-Terphenyl (S)
- SB-21-3 (0.5-2) (Lab ID: 35333909068)
  - o-Terphenyl (S)
- SB-3 (0.5-2) (Lab ID: 35333909054)
  - o-Terphenyl (S)

Method Blank:
All analytes were below the report limit in the method blank, where applicable, with any exceptions noted below.

Laboratory Control Spike:
All laboratory control spike compounds were within QC limits with any exceptions noted below.

Matrix Spikes:
All percent recoveries and relative percent differences (RPDs) were within acceptance criteria with any exceptions noted below.

Additional Comments:

This report shall not be reproduced, except in full,
without the written consent of Pace Analytical Services, LLC.

Pace Analytical Services, LLC
3610 Park Central Blvd N
Pompano Beach, FL 33064
954-582-4300

PROJECT NARRATIVE

Project: 09217186.00/Ludlum Trail
Pace Project No.: 35333909

Method: **TPH in Soil**
Description: TPHCWGS Total Pet Hydrocarbons
Client: SCS Engineers
Date: October 09, 2017

General Information:
2 samples were analyzed for TPH in Soil. All samples were received in acceptable condition with any exceptions noted below or on the chain-of custody and/or the sample condition upon receipt form (SCUR) attached at the end of this report.

Hold Time:
The samples were analyzed within the method required hold times with any exceptions noted below.

Q: Sample held beyond the accepted holding time.
- SB-8 (2-4) (Lab ID: 35333909033)
- SB-9 (0-0.5) (Lab ID: 35333909034)

Sample Preparation:
The samples were prepared in accordance with TPH in Soil with any exceptions noted below.

Initial Calibrations (including MS Tune as applicable):
All criteria were within method requirements with any exceptions noted below.

Continuing Calibration:
All criteria were within method requirements with any exceptions noted below.

Surrogates:
All surrogates were within QC limits with any exceptions noted below.

Method Blank:
All analytes were below the report limit in the method blank, where applicable, with any exceptions noted below.

Laboratory Control Spike:
All laboratory control spike compounds were within QC limits with any exceptions noted below.

Matrix Spikes:
All percent recoveries and relative percent differences (RPDs) were within acceptance criteria with any exceptions noted below.

Additional Comments:

This report shall not be reproduced, except in full,
without the written consent of Pace Analytical Services, LLC.

Pace Analytical Services, LLC
3610 Park Central Blvd N
Pompano Beach, FL 33064
954-582-4300

PROJECT NARRATIVE

Project: 09217186.00/Ludlum Trail
Pace Project No.: 35333909

Method: **EPA 6010**
Description: 6010 MET ICP
Client: SCS Engineers
Date: October 09, 2017

General Information:
47 samples were analyzed for EPA 6010. All samples were received in acceptable condition with any exceptions noted below or on the chain-of custody and/or the sample condition upon receipt form (SCUR) attached at the end of this report.

Hold Time:
The samples were analyzed within the method required hold times with any exceptions noted below.

Sample Preparation:
The samples were prepared in accordance with EPA 3050 with any exceptions noted below.

Initial Calibrations (including MS Tune as applicable):
All criteria were within method requirements with any exceptions noted below.

Continuing Calibration:
All criteria were within method requirements with any exceptions noted below.

Method Blank:
All analytes were below the report limit in the method blank, where applicable, with any exceptions noted below.

Laboratory Control Spike:
All laboratory control spike compounds were within QC limits with any exceptions noted below.

Matrix Spikes:
All percent recoveries and relative percent differences (RPDs) were within acceptance criteria with any exceptions noted below.

QC Batch: 391696

A matrix spike and/or matrix spike duplicate (MS/MSD) were performed on the following sample(s): 35333909001

J(M1): Estimated Value. Matrix spike recovery exceeded QC limits. Batch accepted based on laboratory control sample (LCS) recovery.

- MSD (Lab ID: 2132226)
  - Arsenic
  - Lead

J(R1): Estimated Value. RPD value was outside control limits.

- MSD (Lab ID: 2132226)
  - Arsenic

QC Batch: 392003

A matrix spike and/or matrix spike duplicate (MS/MSD) were performed on the following sample(s): 35332983001

J(M1): Estimated Value. Matrix spike recovery exceeded QC limits. Batch accepted based on laboratory control sample (LCS) recovery.

- MS (Lab ID: 2134316)
  - Copper
- MSD (Lab ID: 2134317)
  - Copper

This report shall not be reproduced, except in full,
without the written consent of Pace Analytical Services, LLC.

Pace Analytical Services, LLC
3610 Park Central Blvd N
Pompano Beach, FL 33064
954-582-4300

PROJECT NARRATIVE

Project: 09217186.00/Ludlum Trail
Pace Project No.: 35333909

Method: **EPA 6010**
Description: 6010 MET ICP
Client: SCS Engineers
Date: October 09, 2017

QC Batch: 392004

A matrix spike and/or matrix spike duplicate (MS/MSD) were performed on the following sample(s): 35333909049

J(M1): Estimated Value. Matrix spike recovery exceeded QC limits. Batch accepted based on laboratory control sample (LCS) recovery.

- MSD (Lab ID: 2134321)
  - Lead

J(R1): Estimated Value. RPD value was outside control limits.

- MSD (Lab ID: 2134321)
  - Lead

Additional Comments:

Analyte Comments:

QC Batch: 391696

D3: Sample was diluted due to the presence of high levels of non-target analytes or other matrix interference.

- SB-10-1 (0.5-2) (Lab ID: 35333909017)
  - Cadmium
  - Chromium
  - Copper
  - Lead
- SB-10-2 (0-0.5) (Lab ID: 35333909018)
  - Cadmium
- SB-10-2 (0.5-2) (Lab ID: 35333909019)
  - Cadmium
  - Copper
- SB-10-4 (0-0.5) (Lab ID: 35333909026)
  - Cadmium
- SB-10-4 (0.5-2) (Lab ID: 35333909027)
  - Cadmium
  - Copper
  - Lead
- SB-17 (0-0.5) (Lab ID: 35333909007)
  - Cadmium
  - Chromium
  - Copper
  - Lead
- SB-17 (0.5-2) (Lab ID: 35333909008)
  - Cadmium
- SB-5 (0-0.5) (Lab ID: 35333909004)
  - Cadmium
- SB-5 (0.5-2) (Lab ID: 35333909005)
  - Cadmium
- SB-6 (2-4) (Lab ID: 35333909003)
  - Cadmium

This report shall not be reproduced, except in full,
without the written consent of Pace Analytical Services, LLC.

Pace Analytical Services, LLC
3610 Park Central Blvd N
Pompano Beach, FL 33064
954-582-4300

PROJECT NARRATIVE

Project: 09217186.00/Ludlum Trail
Pace Project No.: 35333909

Method: **EPA 6010**
Description: 6010 MET ICP
Client: SCS Engineers
Date: October 09, 2017

Analyte Comments:

QC Batch: 392003

D3: Sample was diluted due to the presence of high levels of non-target analytes or other matrix interference.

- SB-19 (0-0.5) (Lab ID: 35333909037)
  - Arsenic
  - Cadmium
  - Lead

This report shall not be reproduced, except in full,
without the written consent of Pace Analytical Services, LLC.

Pace Analytical Services, LLC
3610 Park Central Blvd N
Pompano Beach, FL 33064
954-582-4300

PROJECT NARRATIVE

Project: 09217186.00/Ludlum Trail
Pace Project No.: 35333909

Method: **EPA 6010**
Description: 6010 MET ICP, SPLP
Client: SCS Engineers
Date: October 09, 2017

General Information:
3 samples were analyzed for EPA 6010. All samples were received in acceptable condition with any exceptions noted below or on the chain-of custody and/or the sample condition upon receipt form (SCUR) attached at the end of this report.

Hold Time:
The samples were analyzed within the method required hold times with any exceptions noted below.

Sample Preparation:
The samples were prepared in accordance with EPA 3010 with any exceptions noted below.

Initial Calibrations (including MS Tune as applicable):
All criteria were within method requirements with any exceptions noted below.

Continuing Calibration:
All criteria were within method requirements with any exceptions noted below.

Method Blank:
All analytes were below the report limit in the method blank, where applicable, with any exceptions noted below.

Laboratory Control Spike:
All laboratory control spike compounds were within QC limits with any exceptions noted below.

Matrix Spikes:
All percent recoveries and relative percent differences (RPDs) were within acceptance criteria with any exceptions noted below.

Additional Comments:

This report shall not be reproduced, except in full,
without the written consent of Pace Analytical Services, LLC.

Pace Analytical Services, LLC
3610 Park Central Blvd N
Pompano Beach, FL 33064
954-582-4300

PROJECT NARRATIVE

Project: 09217186.00/Ludlum Trail
Pace Project No.: 35333909

Method: **EPA 6010**
Description: 6010 MET ICP, TCLP
Client: SCS Engineers
Date: October 09, 2017

General Information:
3 samples were analyzed for EPA 6010. All samples were received in acceptable condition with any exceptions noted below or on the chain-of custody and/or the sample condition upon receipt form (SCUR) attached at the end of this report.

Hold Time:
The samples were analyzed within the method required hold times with any exceptions noted below.

Sample Preparation:
The samples were prepared in accordance with EPA 3010 with any exceptions noted below.

Initial Calibrations (including MS Tune as applicable):
All criteria were within method requirements with any exceptions noted below.

Continuing Calibration:
All criteria were within method requirements with any exceptions noted below.

Method Blank:
All analytes were below the report limit in the method blank, where applicable, with any exceptions noted below.

Laboratory Control Spike:
All laboratory control spike compounds were within QC limits with any exceptions noted below.

Matrix Spikes:
All percent recoveries and relative percent differences (RPDs) were within acceptance criteria with any exceptions noted below.

Additional Comments:

This report shall not be reproduced, except in full,
without the written consent of Pace Analytical Services, LLC.

Pace Analytical Services, LLC
3610 Park Central Blvd N
Pompano Beach, FL 33064
954-582-4300

PROJECT NARRATIVE

Project: 09217186.00/Ludlum Trail
Pace Project No.: 35333909

Method: **EPA 8270**
Description: 8270 MSSV Short List Microwave
Client: SCS Engineers
Date: October 09, 2017

General Information:
54 samples were analyzed for EPA 8270. All samples were received in acceptable condition with any exceptions noted below or on the chain-of custody and/or the sample condition upon receipt form (SCUR) attached at the end of this report.

Hold Time:
The samples were analyzed within the method required hold times with any exceptions noted below.

Q: Sample held beyond the accepted holding time.
- SB-2 (2-4) (Lab ID: 35333909059)
- SB-21-2 (6-8) (Lab ID: 35333909066)
- SB-21-3 (6-8) (Lab ID: 35333909071)
- SB-23 (2-4) (Lab ID: 35333909012)
- SB-4 (2-4) (Lab ID: 35333909052)
- SB-5 (2-4) (Lab ID: 35333909006)
- SB-7 (2-4) (Lab ID: 35333909015)

Sample Preparation:
The samples were prepared in accordance with EPA 3546 with any exceptions noted below.

Initial Calibrations (including MS Tune as applicable):
All criteria were within method requirements with any exceptions noted below.

Continuing Calibration:
All criteria were within method requirements with any exceptions noted below.

Internal Standards:
All internal standards were within QC limits with any exceptions noted below.

Surrogates:
All surrogates were within QC limits with any exceptions noted below.

QC Batch: 391624

J(S0): Estimated Value. Surrogate recovery outside laboratory control limits.
- SB-18 (0-0.5) (Lab ID: 35333909039)
  - Terphenyl-d14 (S)
- SB-19 (0-0.5) (Lab ID: 35333909037)
  - 2-Fluorobiphenyl (S)
  - Terphenyl-d14 (S)

QC Batch: 391800

J(S0): Estimated Value. Surrogate recovery outside laboratory control limits.
- SB-2 (0-0.5) (Lab ID: 35333909057)
  - Terphenyl-d14 (S)
- SB-21-1 (0-0.5) (Lab ID: 35333909060)
  - Terphenyl-d14 (S)

This report shall not be reproduced, except in full,
without the written consent of Pace Analytical Services, LLC.

Pace Analytical Services, LLC
3610 Park Central Blvd N
Pompano Beach, FL 33064
954-582-4300

PROJECT NARRATIVE

Project: 09217186.00/Ludlum Trail
Pace Project No.: 35333909

Method: **EPA 8270**
Description: 8270 MSSV Short List Microwave
Client: SCS Engineers
Date: October 09, 2017

QC Batch: 391800

J(S0): Estimated Value. Surrogate recovery outside laboratory control limits.

- SB-21-1 (0.5-2) (Lab ID: 35333909061)
  - Terphenyl-d14 (S)
- SB-21-2 (0-0.5) (Lab ID: 35333909062)
  - Terphenyl-d14 (S)
- SB-21-2 (0.5-2) (Lab ID: 35333909063)
  - Terphenyl-d14 (S)
- SB-21-3 (0-0.5) (Lab ID: 35333909067)
  - Terphenyl-d14 (S)

Method Blank:
All analytes were below the report limit in the method blank, where applicable, with any exceptions noted below.

Laboratory Control Spike:
All laboratory control spike compounds were within QC limits with any exceptions noted below.

Matrix Spikes:
All percent recoveries and relative percent differences (RPDs) were within acceptance criteria with any exceptions noted below.

QC Batch: 392712

A matrix spike and/or matrix spike duplicate (MS/MSD) were performed on the following sample(s): 35334458004

J(R1): Estimated Value. RPD value was outside control limits.

- MSD (Lab ID: 2139202)
  - Fluoranthene

QC Batch: 393104

A matrix spike and/or matrix spike duplicate (MS/MSD) were performed on the following sample(s): 35333909024

J(M1): Estimated Value. Matrix spike recovery exceeded QC limits. Batch accepted based on laboratory control sample (LCS) recovery.

- MS (Lab ID: 2140836)
  - Benzo(g,h,i)perylene
  - Fluoranthene

J(R1): Estimated Value. RPD value was outside control limits.

- MSD (Lab ID: 2140837)
  - Fluoranthene
  - Fluorene
  - Pyrene

Additional Comments:

This report shall not be reproduced, except in full,
without the written consent of Pace Analytical Services, LLC.

Pace Analytical Services, LLC
3610 Park Central Blvd N
Pompano Beach, FL 33064
954-582-4300

PROJECT NARRATIVE

Project: 09217186.00/Ludlum Trail
Pace Project No.: 35333909

Method: **EPA 8270**
Description: 8270 MSSV Short List Microwave
Client: SCS Engineers
Date: October 09, 2017

Analyte Comments:

QC Batch: 391590

D3: Sample was diluted due to the presence of high levels of non-target analytes or other matrix interference.

- SB-10-1 (0.5-2) (Lab ID: 35333909017)
  - 1-Methylnaphthalene
  - 2-Methylnaphthalene
  - Acenaphthene
  - Acenaphthylene
  - Anthracene
  - Benzo(k)fluoranthene
  - Benzo(g,h,i)perylene
  - Benzo(a)anthracene
  - Benzo(b)fluoranthene
  - Benzo(a)pyrene
  - Chrysene
  - Dibenz(a,h)anthracene
  - Fluorene
  - Fluoranthene
  - Indeno(1,2,3-cd)pyrene
  - Naphthalene
  - Phenanthrene
  - Pyrene
- SB-10-2 (0.5-2) (Lab ID: 35333909019)
  - 1-Methylnaphthalene
  - 2-Methylnaphthalene
  - Acenaphthene
  - Acenaphthylene
  - Anthracene
  - Benzo(k)fluoranthene
  - Benzo(g,h,i)perylene
  - Benzo(a)anthracene
  - Benzo(b)fluoranthene
  - Benzo(a)pyrene
  - Chrysene
  - Dibenz(a,h)anthracene
  - Fluorene
  - Fluoranthene
  - Indeno(1,2,3-cd)pyrene
  - Naphthalene
  - Phenanthrene
  - Pyrene
- SB-23 (0-0.5) (Lab ID: 35333909010)
  - 1-Methylnaphthalene
  - 2-Methylnaphthalene
  - Acenaphthene
  - Acenaphthylene

This report shall not be reproduced, except in full,
without the written consent of Pace Analytical Services, LLC.

Pace Analytical Services, LLC
3610 Park Central Blvd N
Pompano Beach, FL 33064
954-582-4300

PROJECT NARRATIVE

Project: 09217186.00/Ludlum Trail
Pace Project No.: 35333909

Method: **EPA 8270**
Description: 8270 MSSV Short List Microwave
Client: SCS Engineers
Date: October 09, 2017

Analyte Comments:

QC Batch: 391590

D3: Sample was diluted due to the presence of high levels of non-target analytes or other matrix interference.

- SB-23 (0-0.5) (Lab ID: 35333909010)
  - Anthracene
  - Benzo(k)fluoranthene
  - Benzo(g,h,i)perylene
  - Benzo(a)anthracene
  - Benzo(b)fluoranthene
  - Benzo(a)pyrene
  - Chrysene
  - Dibenz(a,h)anthracene
  - Fluorene
  - Fluoranthene
  - Indeno(1,2,3-cd)pyrene
  - Naphthalene
  - Phenanthrene
  - Pyrene
- SB-6 (2-4) (Lab ID: 35333909003)
  - 1-Methylnaphthalene
  - 2-Methylnaphthalene
  - Acenaphthene
  - Acenaphthylene
  - Anthracene
  - Benzo(k)fluoranthene
  - Benzo(g,h,i)perylene
  - Benzo(a)anthracene
  - Benzo(b)fluoranthene
  - Benzo(a)pyrene
  - Chrysene
  - Dibenz(a,h)anthracene
  - Fluorene
  - Fluoranthene
  - Indeno(1,2,3-cd)pyrene
  - Naphthalene
  - Phenanthrene
  - Pyrene

QC Batch: 391800

D3: Sample was diluted due to the presence of high levels of non-target analytes or other matrix interference.

- SB-2 (0-0.5) (Lab ID: 35333909057)
  - 1-Methylnaphthalene
  - 2-Methylnaphthalene
  - Acenaphthene
  - Acenaphthylene
  - Anthracene

This report shall not be reproduced, except in full,
without the written consent of Pace Analytical Services, LLC.

Pace Analytical Services, LLC
3610 Park Central Blvd N
Pompano Beach, FL 33064
954-582-4300

PROJECT NARRATIVE

Project: 09217186.00/Ludlum Trail
Pace Project No.: 35333909

Method: **EPA 8270**
Description: 8270 MSSV Short List Microwave
Client: SCS Engineers
Date: October 09, 2017

Analyte Comments:

QC Batch: 391800

D3: Sample was diluted due to the presence of high levels of non-target analytes or other matrix interference.

- SB-2 (0-0.5) (Lab ID: 35333909057)
  - Benzo(k)fluoranthene
  - Benzo(g,h,i)perylene
  - Benzo(a)anthracene
  - Benzo(b)fluoranthene
  - Benzo(a)pyrene
  - Chrysene
  - Dibenz(a,h)anthracene
  - Fluorene
  - Fluoranthene
  - Indeno(1,2,3-cd)pyrene
  - Naphthalene
  - Phenanthrene
  - Pyrene
- SB-2 (0.5-2) (Lab ID: 35333909058)
  - 1-Methylnaphthalene
  - 2-Methylnaphthalene
  - Acenaphthene
  - Acenaphthylene
  - Anthracene
  - Benzo(k)fluoranthene
  - Benzo(g,h,i)perylene
  - Benzo(a)anthracene
  - Benzo(b)fluoranthene
  - Benzo(a)pyrene
  - Chrysene
  - Dibenz(a,h)anthracene
  - Fluorene
  - Fluoranthene
  - Indeno(1,2,3-cd)pyrene
  - Naphthalene
  - Phenanthrene
  - Pyrene
- SB-21-1 (0-0.5) (Lab ID: 35333909060)
  - 1-Methylnaphthalene
  - 2-Methylnaphthalene
  - Acenaphthene
  - Acenaphthylene
  - Anthracene
  - Benzo(k)fluoranthene
  - Benzo(g,h,i)perylene
  - Benzo(a)anthracene
  - Benzo(b)fluoranthene

This report shall not be reproduced, except in full,
without the written consent of Pace Analytical Services, LLC.

Pace Analytical Services, LLC
3610 Park Central Blvd N
Pompano Beach, FL 33064
954-582-4300

PROJECT NARRATIVE

Project: 09217186.00/Ludlum Trail
Pace Project No.: 35333909

Method: **EPA 8270**
Description: 8270 MSSV Short List Microwave
Client: SCS Engineers
Date: October 09, 2017

Analyte Comments:

QC Batch: 391800

D3: Sample was diluted due to the presence of high levels of non-target analytes or other matrix interference.

- SB-21-1 (0-0.5) (Lab ID: 35333909060)
  - Benzo(a)pyrene
  - Chrysene
  - Dibenz(a,h)anthracene
  - Fluorene
  - Fluoranthene
  - Indeno(1,2,3-cd)pyrene
  - Naphthalene
  - Phenanthrene
  - Pyrene
- SB-21-1 (0.5-2) (Lab ID: 35333909061)
  - 1-Methylnaphthalene
  - 2-Methylnaphthalene
  - Acenaphthene
  - Acenaphthylene
  - Anthracene
  - Benzo(k)fluoranthene
  - Benzo(g,h,i)perylene
  - Benzo(a)anthracene
  - Benzo(b)fluoranthene
  - Benzo(a)pyrene
  - Chrysene
  - Dibenz(a,h)anthracene
  - Fluorene
  - Fluoranthene
  - Indeno(1,2,3-cd)pyrene
  - Naphthalene
  - Phenanthrene
  - Pyrene
- SB-21-2 (0-0.5) (Lab ID: 35333909062)
  - 1-Methylnaphthalene
  - 2-Methylnaphthalene
  - Acenaphthene
  - Acenaphthylene
  - Anthracene
  - Benzo(k)fluoranthene
  - Benzo(g,h,i)perylene
  - Benzo(a)anthracene
  - Benzo(b)fluoranthene
  - Benzo(a)pyrene
  - Chrysene
  - Dibenz(a,h)anthracene
  - Fluorene

This report shall not be reproduced, except in full,
without the written consent of Pace Analytical Services, LLC.

Pace Analytical Services, LLC
3610 Park Central Blvd N
Pompano Beach, FL 33064
954-582-4300

PROJECT NARRATIVE

Project: 09217186.00/Ludlum Trail
Pace Project No.: 35333909

Method: **EPA 8270**
Description: 8270 MSSV Short List Microwave
Client: SCS Engineers
Date: October 09, 2017

Analyte Comments:

QC Batch: 391800

D3: Sample was diluted due to the presence of high levels of non-target analytes or other matrix interference.

- SB-21-2 (0-0.5) (Lab ID: 35333909062)
  - Fluoranthene
  - Indeno(1,2,3-cd)pyrene
  - Naphthalene
  - Phenanthrene
  - Pyrene
- SB-21-2 (0.5-2) (Lab ID: 35333909063)
  - 1-Methylnaphthalene
  - 2-Methylnaphthalene
  - Acenaphthene
  - Acenaphthylene
  - Anthracene
  - Benzo(k)fluoranthene
  - Benzo(g,h,i)perylene
  - Benzo(a)anthracene
  - Benzo(b)fluoranthene
  - Benzo(a)pyrene
  - Chrysene
  - Dibenz(a,h)anthracene
  - Fluorene
  - Fluoranthene
  - Indeno(1,2,3-cd)pyrene
  - Naphthalene
  - Phenanthrene
  - Pyrene
- SB-21-3 (0-0.5) (Lab ID: 35333909067)
  - 1-Methylnaphthalene
  - 2-Methylnaphthalene
  - Acenaphthene
  - Acenaphthylene
  - Anthracene
  - Benzo(k)fluoranthene
  - Benzo(g,h,i)perylene
  - Benzo(a)anthracene
  - Benzo(b)fluoranthene
  - Benzo(a)pyrene
  - Chrysene
  - Dibenz(a,h)anthracene
  - Fluorene
  - Fluoranthene
  - Indeno(1,2,3-cd)pyrene
  - Naphthalene
  - Phenanthrene

This report shall not be reproduced, except in full,
without the written consent of Pace Analytical Services, LLC.

Pace Analytical Services, LLC
3610 Park Central Blvd N
Pompano Beach, FL 33064
954-582-4300

PROJECT NARRATIVE

Project: 09217186.00/Ludlum Trail
Pace Project No.: 35333909

Method: **EPA 8270**
Description: 8270 MSSV Short List Microwave
Client: SCS Engineers
Date: October 09, 2017

Analyte Comments:

QC Batch: 391800

D3: Sample was diluted due to the presence of high levels of non-target analytes or other matrix interference.

- SB-21-3 (0-0.5) (Lab ID: 35333909067)
  - Pyrene
- SB-21-3 (0.5-2) (Lab ID: 35333909068)
  - 1-Methylnaphthalene
  - 2-Methylnaphthalene
  - Acenaphthene
  - Acenaphthylene
  - Anthracene
  - Benzo(k)fluoranthene
  - Benzo(g,h,i)perylene
  - Benzo(a)anthracene
  - Benzo(b)fluoranthene
  - Benzo(a)pyrene
  - Chrysene
  - Dibenz(a,h)anthracene
  - Fluorene
  - Fluoranthene
  - Indeno(1,2,3-cd)pyrene
  - Naphthalene
  - Phenanthrene
  - Pyrene
- SB-4 (0.5-2) (Lab ID: 35333909051)
  - 1-Methylnaphthalene
  - 2-Methylnaphthalene
  - Acenaphthene
  - Acenaphthylene
  - Anthracene
  - Benzo(k)fluoranthene
  - Benzo(g,h,i)perylene
  - Benzo(a)anthracene
  - Benzo(b)fluoranthene
  - Benzo(a)pyrene
  - Chrysene
  - Dibenz(a,h)anthracene
  - Fluorene
  - Fluoranthene
  - Indeno(1,2,3-cd)pyrene
  - Naphthalene
  - Phenanthrene
  - Pyrene

This report shall not be reproduced, except in full,
without the written consent of Pace Analytical Services, LLC.

Pace Analytical Services, LLC
3610 Park Central Blvd N
Pompano Beach, FL 33064
954-582-4300

PROJECT NARRATIVE

Project: 09217186.00/Ludlum Trail
Pace Project No.: 35333909

Method: **EPA 8270**
Description: 8270 MSSV Short List Microwave
Client: SCS Engineers
Date: October 09, 2017

Analyte Comments:

QC Batch: 393104

D3: Sample was diluted due to the presence of high levels of non-target analytes or other matrix interference.

- SB-23 (2-4) (Lab ID: 35333909012)
  - 1-Methylnaphthalene
  - 2-Methylnaphthalene
  - Acenaphthene
  - Acenaphthylene
  - Anthracene
  - Benzo(k)fluoranthene
  - Benzo(g,h,i)perylene
  - Benzo(a)anthracene
  - Benzo(b)fluoranthene
  - Benzo(a)pyrene
  - Chrysene
  - Dibenz(a,h)anthracene
  - Fluorene
  - Fluoranthene
  - Indeno(1,2,3-cd)pyrene
  - Naphthalene
  - Phenanthrene
  - Pyrene

QC Batch: 393468

2p: Sample was diluted due to the presence of high levels of non-target analytes or other matrix interference.

- SB-21-3 (6-8) (Lab ID: 35333909071)
  - 1-Methylnaphthalene
  - 2-Methylnaphthalene
  - Acenaphthene
  - Acenaphthylene
  - Anthracene
  - Benzo(k)fluoranthene
  - Benzo(g,h,i)perylene
  - Benzo(a)anthracene
  - Benzo(b)fluoranthene
  - Benzo(a)pyrene
  - Chrysene
  - Dibenz(a,h)anthracene
  - Fluorene
  - Fluoranthene
  - Indeno(1,2,3-cd)pyrene
  - Naphthalene
  - Phenanthrene
  - Pyrene

This report shall not be reproduced, except in full,
without the written consent of Pace Analytical Services, LLC.

Pace Analytical Services, LLC
3610 Park Central Blvd N
Pompano Beach, FL 33064
954-582-4300

PROJECT NARRATIVE

Project: 09217186.00/Ludlum Trail
Pace Project No.: 35333909

Method: **EPA 8270 by SIM**
Description: 8270 MSSV PAH by SIM SPLP
Client: SCS Engineers
Date: October 09, 2017

General Information:
16 samples were analyzed for EPA 8270 by SIM. All samples were received in acceptable condition with any exceptions noted below or on the chain-of custody and/or the sample condition upon receipt form (SCUR) attached at the end of this report.

Hold Time:
The samples were analyzed within the method required hold times with any exceptions noted below.

Q: Sample held beyond the accepted holding time.
- SB-10-1 (0-0.5) (Lab ID: 35333909016)
- SB-10-2 (0.5-2) (Lab ID: 35333909019)
- SB-10-3 (0-0.5) (Lab ID: 35333909020)
- SB-2 (0.5-2) (Lab ID: 35333909058)
- SB-21-1 (0.5-2) (Lab ID: 35333909061)
- SB-21-3 (0-0.5) (Lab ID: 35333909067)
- SB-21-4 (0-0.5) (Lab ID: 35333909043)
- SB-21-5 (0-0.5) (Lab ID: 35333909048)
- SB-23 (0-0.5) (Lab ID: 35333909010)
- SB-3 (0-0.5) (Lab ID: 35333909053)
- SB-4 (0.5-2) (Lab ID: 35333909051)
- SB-5 (2-4) (Lab ID: 35333909006)
- SB-6 (0.5-2) (Lab ID: 35333909002)
- SB-7 (0-0.5) (Lab ID: 35333909013)
- SB-8 (0.5-2) (Lab ID: 35333909032)
- SB-9 (0-0.5) (Lab ID: 35333909034)

Sample Preparation:
The samples were prepared in accordance with EPA 3510 with any exceptions noted below.

Initial Calibrations (including MS Tune as applicable):
All criteria were within method requirements with any exceptions noted below.

Continuing Calibration:
All criteria were within method requirements with any exceptions noted below.

QC Batch: 397225

CH: The continuing calibration for this compound is outside of Pace Analytical acceptance limits. The results may be biased high.
- SB-10-3 (0-0.5) (Lab ID: 35333909020)
  - Benzo(g,h,i)perylene

Internal Standards:
All internal standards were within QC limits with any exceptions noted below.

Surrogates:
All surrogates were within QC limits with any exceptions noted below.

This report shall not be reproduced, except in full,
without the written consent of Pace Analytical Services, LLC.

Pace Analytical Services, LLC
3610 Park Central Blvd N
Pompano Beach, FL 33064
954-582-4300

PROJECT NARRATIVE

Project: 09217186.00/Ludlum Trail
Pace Project No.: 35333909

Method: **EPA 8270 by SIM**
Description: 8270 MSSV PAH by SIM SPLP
Client: SCS Engineers
Date: October 09, 2017

Method Blank:
All analytes were below the report limit in the method blank, where applicable, with any exceptions noted below.

Laboratory Control Spike:
All laboratory control spike compounds were within QC limits with any exceptions noted below.

QC Batch: 395986

J(L1): Estimated Value. Analyte recovery in the laboratory control sample (LCS) was above QC limits. Results for this analyte in associated samples may be biased high.

- LCS (Lab ID: 2160051)
  - Benzo(g,h,i)perylene
- LCSD (Lab ID: 2160052)
  - Benzo(g,h,i)perylene

QC Batch: 397225

J(L1): Estimated Value. Analyte recovery in the laboratory control sample (LCS) was above QC limits. Results for this analyte in associated samples may be biased high.

- LCS (Lab ID: 2167950)
  - Benzo(g,h,i)perylene

Matrix Spikes:
All percent recoveries and relative percent differences (RPDs) were within acceptance criteria with any exceptions noted below.

QC Batch: 395986

A matrix spike/matrix spike duplicate was not performed due to insufficient sample volume.

QC Batch: 397225

A matrix spike and/or matrix spike duplicate (MS/MSD) were performed on the following sample(s): 35333594003

J(M0): Estimated Value. Matrix spike recovery was outside laboratory control limits.

- MS (Lab ID: 2167958)
  - Benzo(g,h,i)perylene
- MSD (Lab ID: 2167959)
  - Benzo(g,h,i)perylene

J(M1): Estimated Value. Matrix spike recovery exceeded QC limits. Batch accepted based on laboratory control sample (LCS) recovery.

- MS (Lab ID: 2167958)
  - Acenaphthylene
  - Dibenz(a,h)anthracene
  - Fluoranthene
  - Indeno(1,2,3-cd)pyrene
- MSD (Lab ID: 2167959)
  - Acenaphthylene
  - Fluoranthene
  - Indeno(1,2,3-cd)pyrene

Additional Comments:

This report shall not be reproduced, except in full,
without the written consent of Pace Analytical Services, LLC.

Pace Analytical Services, LLC
3610 Park Central Blvd N
Pompano Beach, FL 33064
954-582-4300

PROJECT NARRATIVE

Project: 09217186.00/Ludlum Trail
Pace Project No.: 35333909

Method: **EPA 8270 by SIM**
Description: 8270 MSSV PAH by SIM SPLP
Client: SCS Engineers
Date: October 09, 2017

Analyte Comments:

QC Batch: 395986

1p: A matrix spike/matrix spike duplicate was not performed for this batch due to insufficient sample volume.

- SB-23 (0-0.5) (Lab ID: 35333909010)
  - 1-Methylnaphthalene
  - 2-Methylnaphthalene
  - Acenaphthene
  - Acenaphthylene
  - Anthracene
  - Benzo(k)fluoranthene
  - Benzo(g,h,i)perylene
  - Benzo(a)anthracene
  - Benzo(b)fluoranthene
  - Benzo(a)pyrene
  - Chrysene
  - Dibenz(a,h)anthracene
  - Fluorene
  - Fluoranthene
  - Indeno(1,2,3-cd)pyrene
  - Naphthalene
  - Phenanthrene
  - Pyrene
- SB-5 (2-4) (Lab ID: 35333909006)
  - 1-Methylnaphthalene
  - 2-Methylnaphthalene
  - Acenaphthene
  - Acenaphthylene
  - Anthracene
  - Benzo(k)fluoranthene
  - Benzo(g,h,i)perylene
  - Benzo(a)anthracene
  - Benzo(b)fluoranthene
  - Benzo(a)pyrene
  - Chrysene
  - Dibenz(a,h)anthracene
  - Fluorene
  - Fluoranthene
  - Indeno(1,2,3-cd)pyrene
  - Naphthalene
  - Phenanthrene
  - Pyrene
- SB-6 (0.5-2) (Lab ID: 35333909002)
  - 1-Methylnaphthalene
  - 2-Methylnaphthalene
  - Acenaphthene
  - Acenaphthylene

This report shall not be reproduced, except in full,
without the written consent of Pace Analytical Services, LLC.

Pace Analytical Services, LLC
3610 Park Central Blvd N
Pompano Beach, FL 33064
954-582-4300

PROJECT NARRATIVE

Project: 09217186.00/Ludlum Trail
Pace Project No.: 35333909

Method: **EPA 8270 by SIM**
Description: 8270 MSSV PAH by SIM SPLP
Client: SCS Engineers
Date: October 09, 2017

Analyte Comments:

QC Batch: 395986

1p: A matrix spike/matrix spike duplicate was not performed for this batch due to insufficient sample volume.

- SB-6 (0.5-2) (Lab ID: 35333909002)
  - Anthracene
  - Benzo(k)fluoranthene
  - Benzo(g,h,i)perylene
  - Benzo(a)anthracene
  - Benzo(b)fluoranthene
  - Benzo(a)pyrene
  - Chrysene
  - Dibenz(a,h)anthracene
  - Fluorene
  - Fluoranthene
  - Indeno(1,2,3-cd)pyrene
  - Naphthalene
  - Phenanthrene
  - Pyrene

This report shall not be reproduced, except in full,
without the written consent of Pace Analytical Services, LLC.

Pace Analytical Services, LLC
3610 Park Central Blvd N
Pompano Beach, FL 33064
954-582-4300

PROJECT NARRATIVE

Project: 09217186.00/Ludlum Trail
Pace Project No.: 35333909

Method: **EPA 8260**
Description: 8260/5035A Volatile Organics
Client: SCS Engineers
Date: October 09, 2017

General Information:
34 samples were analyzed for EPA 8260. All samples were received in acceptable condition with any exceptions noted below or on the chain-of custody and/or the sample condition upon receipt form (SCUR) attached at the end of this report.

Hold Time:
The samples were analyzed within the method required hold times with any exceptions noted below.

Initial Calibrations (including MS Tune as applicable):
All criteria were within method requirements with any exceptions noted below.

Continuing Calibration:
All criteria were within method requirements with any exceptions noted below.

Internal Standards:
All internal standards were within QC limits with any exceptions noted below.

Surrogates:
All surrogates were within QC limits with any exceptions noted below.

Method Blank:
All analytes were below the report limit in the method blank, where applicable, with any exceptions noted below.

Laboratory Control Spike:
All laboratory control spike compounds were within QC limits with any exceptions noted below.

Matrix Spikes:
All percent recoveries and relative percent differences (RPDs) were within acceptance criteria with any exceptions noted below.

QC Batch: 376884

A matrix spike and/or matrix spike duplicate (MS/MSD) were performed on the following sample(s): 35333909004

J(M1): Estimated Value. Matrix spike recovery exceeded QC limits. Batch accepted based on laboratory control sample (LCS) recovery.

- MS (Lab ID: 2088383)
  - 1,2,3-Trichlorobenzene
  - Acetone
  - Iodomethane
  - Vinyl acetate

QC Batch: 376885

A matrix spike and/or matrix spike duplicate (MS/MSD) were performed on the following sample(s): 35333909029

J(M1): Estimated Value. Matrix spike recovery exceeded QC limits. Batch accepted based on laboratory control sample (LCS) recovery.

- MS (Lab ID: 2088688)
  - 1,2,3-Trichlorobenzene
  - 1,2,4-Trichlorobenzene

This report shall not be reproduced, except in full,
without the written consent of Pace Analytical Services, LLC.

Pace Analytical Services, LLC
3610 Park Central Blvd N
Pompano Beach, FL 33064
954-582-4300

PROJECT NARRATIVE

Project: 09217186.00/Ludlum Trail
Pace Project No.: 35333909

Method: **EPA 8260**
Description: 8260/5035A Volatile Organics
Client: SCS Engineers
Date: October 09, 2017

QC Batch: 376885

A matrix spike and/or matrix spike duplicate (MS/MSD) were performed on the following sample(s): 35333909029

J(M1): Estimated Value. Matrix spike recovery exceeded QC limits. Batch accepted based on laboratory control sample (LCS) recovery.

- Acetone
- Iodomethane
- Vinyl acetate

QC Batch: 376917

A matrix spike and/or matrix spike duplicate (MS/MSD) were performed on the following sample(s): 35333909043

J(M1): Estimated Value. Matrix spike recovery exceeded QC limits. Batch accepted based on laboratory control sample (LCS) recovery.

- MS (Lab ID: 2088710)
  - Acetone
  - Vinyl acetate

Duplicate Sample:
All duplicate sample results were within method acceptance criteria with any exceptions noted below.

Additional Comments:

Analyte Comments:

QC Batch: 376884

3p: The internal standard response is below criteria. No hits associated with this internal standard. Results unaffected by high bias.

- SB-10-1 (0-0.5) (Lab ID: 35333909016)
  - Toluene-d8 (S)
- SB-10-2 (0-0.5) (Lab ID: 35333909018)
  - Toluene-d8 (S)
- SB-10-3 (0-0.5) (Lab ID: 35333909020)
  - Toluene-d8 (S)

QC Batch: 376917

3p: The internal standard response is below criteria. No hits associated with this internal standard. Results unaffected by high bias.

- SB-21-3 (0-0.5) (Lab ID: 35333909067)
  - Toluene-d8 (S)

QC Batch: 377004

3p: The internal standard response is below criteria. No hits associated with this internal standard. Results unaffected by high bias.

- SB-21-2 (0-0.5) (Lab ID: 35333909062)
  - Toluene-d8 (S)

This data package has been reviewed for quality and completeness and is approved for release.

This report shall not be reproduced, except in full,
without the written consent of Pace Analytical Services, LLC.

Pace Analytical Services, LLC
3610 Park Central Blvd N
Pompano Beach, FL 33064
954-582-4300

ANALYTICAL RESULTS

Project: 09217186.00/Ludlum Trail
Pace Project No.: 35333909

Sample: SB-6 (0-0.5) **Lab ID: 35333909001** Collected: 09/01/17 13:10 Received: 09/01/17 18:00 Matrix: Solid

Results reported on a "dry weight" basis and are adjusted for percent moisture, sample size and any dilutions.

Parameters	Results	Units	PQL	MDL	DF	Prepared	Analyzed	CAS No.	Qual
FL-PRO Soil Microwave	Analytical Method: FL-PRO Preparation Method: EPA 3546								
Petroleum Range Organics	**4.7**	mg/kg	4.2	2.7	1	09/06/17 09:45	09/07/17 12:48		
Surrogates									
o-Terphenyl (S)	81	%	62-109		1	09/06/17 09:45	09/07/17 12:48	84-15-1	
N-Pentatriacontane (S)	77	%	42-159		1	09/06/17 09:45	09/07/17 12:48	630-07-09	
6010 MET ICP	Analytical Method: EPA 6010 Preparation Method: EPA 3050								
Arsenic	**15.6**	mg/kg	0.57	0.28	1	09/06/17 18:50	09/15/17 13:46	7440-38-2	J(M1), J(R1)
Cadmium	**0.36**	mg/kg	0.057	0.028	1	09/06/17 18:50	09/15/17 13:46	7440-43-9	
Chromium	**7.5**	mg/kg	0.28	0.14	1	09/06/17 18:50	09/15/17 13:46	7440-47-3	
Copper	**10.1**	mg/kg	0.28	0.14	1	09/06/17 18:50	09/15/17 13:46	7440-50-8	
Lead	**74.8**	mg/kg	0.57	0.28	1	09/06/17 18:50	09/15/17 13:46	7439-92-1	J(M1)
8270 MSSV Short List Microwave	Analytical Method: EPA 8270 Preparation Method: EPA 3546								
Acenaphthene	**0.013 U**	mg/kg	0.035	0.013	1	09/06/17 15:55	09/07/17 05:53	83-32-9	
Acenaphthylene	**0.15**	mg/kg	0.035	0.011	1	09/06/17 15:55	09/07/17 05:53	208-96-8	
Anthracene	**0.094**	mg/kg	0.035	0.011	1	09/06/17 15:55	09/07/17 05:53	120-12-7	
Benzo(a)anthracene	**0.38**	mg/kg	0.035	0.010	1	09/06/17 15:55	09/07/17 05:53	56-55-3	
Benzo(a)pyrene	**0.50**	mg/kg	0.035	0.0041	1	09/06/17 15:55	09/07/17 05:53	50-32-8	
Benzo(b)fluoranthene	**0.83**	mg/kg	0.035	0.026	1	09/06/17 15:55	09/07/17 05:53	205-99-2	
Benzo(g,h,i)perylene	**0.43**	mg/kg	0.035	0.013	1	09/06/17 15:55	09/07/17 05:53	191-24-2	
Benzo(k)fluoranthene	**0.33**	mg/kg	0.035	0.0076	1	09/06/17 15:55	09/07/17 05:53	207-08-9	
Chrysene	**0.50**	mg/kg	0.035	0.012	1	09/06/17 15:55	09/07/17 05:53	218-01-9	
Dibenz(a,h)anthracene	**0.093**	mg/kg	0.035	0.018	1	09/06/17 15:55	09/07/17 05:53	53-70-3	
Fluoranthene	**0.56**	mg/kg	0.035	0.011	1	09/06/17 15:55	09/07/17 05:53	206-44-0	
Fluorene	**0.016 U**	mg/kg	0.035	0.016	1	09/06/17 15:55	09/07/17 05:53	86-73-7	
Indeno(1,2,3-cd)pyrene	**0.36**	mg/kg	0.035	0.018	1	09/06/17 15:55	09/07/17 05:53	193-39-5	
1-Methylnaphthalene	**0.012 U**	mg/kg	0.035	0.012	1	09/06/17 15:55	09/07/17 05:53	90-12-0	
2-Methylnaphthalene	**0.014 U**	mg/kg	0.035	0.014	1	09/06/17 15:55	09/07/17 05:53	91-57-6	
Naphthalene	**0.014 I**	mg/kg	0.035	0.011	1	09/06/17 15:55	09/07/17 05:53	91-20-3	
Phenanthrene	**0.082**	mg/kg	0.035	0.013	1	09/06/17 15:55	09/07/17 05:53	85-01-8	
Pyrene	**0.63**	mg/kg	0.035	0.018	1	09/06/17 15:55	09/07/17 05:53	129-00-0	
Surrogates									
Nitrobenzene-d5 (S)	51	%	16-123		1	09/06/17 15:55	09/07/17 05:53	4165-60-0	
2-Fluorobiphenyl (S)	68	%	32-129		1	09/06/17 15:55	09/07/17 05:53	321-60-8	
Terphenyl-d14 (S)	74	%	38-138		1	09/06/17 15:55	09/07/17 05:53	1718-51-0	
Percent Moisture	Analytical Method: ASTM D2974-87								
Percent Moisture	**4.9**	%	0.10	0.10	1		09/05/17 15:13		

This report shall not be reproduced, except in full,
without the written consent of Pace Analytical Services, LLC.

Pace Analytical Services, LLC
3610 Park Central Blvd N
Pompano Beach, FL 33064
954-582-4300

ANALYTICAL RESULTS

Project: 09217186.00/Ludlum Trail
Pace Project No.: 35333909

Sample: SB-6 (0.5-2) **Lab ID: 35333909002** Collected: 09/01/17 13:13 Received: 09/01/17 18:00 Matrix: Solid

Results reported on a "dry weight" basis and are adjusted for percent moisture, sample size and any dilutions.

Parameters	Results	Units	PQL	MDL	DF	Prepared	Analyzed	CAS No.	Qual
FL-PRO Soil Microwave	Analytical Method: FL-PRO Preparation Method: EPA 3546								
Petroleum Range Organics	**2.8 U**	mg/kg	4.4	2.8	1	09/06/17 09:45	09/08/17 14:07		
Surrogates									
o-Terphenyl (S)	114	%	62-109		1	09/06/17 09:45	09/08/17 14:07	84-15-1	S3
N-Pentatriacontane (S)	126	%	42-159		1	09/06/17 09:45	09/08/17 14:07	630-07-09	
6010 MET ICP	Analytical Method: EPA 6010 Preparation Method: EPA 3050								
Arsenic	**12.5**	mg/kg	0.57	0.28	1	09/06/17 18:50	09/14/17 00:33	7440-38-2	
Cadmium	**2.3**	mg/kg	0.28	0.14	5	09/06/17 18:50	09/15/17 13:51	7440-43-9	
Chromium	**8.5**	mg/kg	0.28	0.14	1	09/06/17 18:50	09/14/17 00:33	7440-47-3	
Copper	**21.8**	mg/kg	1.4	0.71	5	09/06/17 18:50	09/15/17 13:51	7440-50-8	
Lead	**120**	mg/kg	2.8	1.4	5	09/06/17 18:50	09/15/17 13:51	7439-92-1	
6010 MET ICP, TCLP	Analytical Method: EPA 6010 Preparation Method: EPA 3010 Leachate Method/Date: EPA 1311; 09/25/17 16:22								
Lead	**0.050 U**	mg/L	0.10	0.050	1	09/26/17 14:30	09/27/17 14:18	7439-92-1	
8270 MSSV Short List Microwave	Analytical Method: EPA 8270 Preparation Method: EPA 3546								
Acenaphthene	**0.014 U**	mg/kg	0.037	0.014	1	09/06/17 15:55	09/07/17 06:15	83-32-9	
Acenaphthylene	**0.061**	mg/kg	0.037	0.012	1	09/06/17 15:55	09/07/17 06:15	208-96-8	
Anthracene	**0.033 I**	mg/kg	0.037	0.011	1	09/06/17 15:55	09/07/17 06:15	120-12-7	
Benzo(a)anthracene	**0.13**	mg/kg	0.037	0.011	1	09/06/17 15:55	09/07/17 06:15	56-55-3	
Benzo(a)pyrene	**0.15**	mg/kg	0.037	0.0043	1	09/06/17 15:55	09/07/17 06:15	50-32-8	
Benzo(b)fluoranthene	**0.23**	mg/kg	0.037	0.028	1	09/06/17 15:55	09/07/17 06:15	205-99-2	
Benzo(g,h,i)perylene	**0.11**	mg/kg	0.037	0.013	1	09/06/17 15:55	09/07/17 06:15	191-24-2	
Benzo(k)fluoranthene	**0.10**	mg/kg	0.037	0.0080	1	09/06/17 15:55	09/07/17 06:15	207-08-9	
Chrysene	**0.17**	mg/kg	0.037	0.013	1	09/06/17 15:55	09/07/17 06:15	218-01-9	
Dibenz(a,h)anthracene	**0.025 I**	mg/kg	0.037	0.019	1	09/06/17 15:55	09/07/17 06:15	53-70-3	
Fluoranthene	**0.19**	mg/kg	0.037	0.012	1	09/06/17 15:55	09/07/17 06:15	206-44-0	
Fluorene	**0.017 U**	mg/kg	0.037	0.017	1	09/06/17 15:55	09/07/17 06:15	86-73-7	
Indeno(1,2,3-cd)pyrene	**0.098**	mg/kg	0.037	0.019	1	09/06/17 15:55	09/07/17 06:15	193-39-5	
1-Methylnaphthalene	**0.013 U**	mg/kg	0.037	0.013	1	09/06/17 15:55	09/07/17 06:15	90-12-0	
2-Methylnaphthalene	**0.015 U**	mg/kg	0.037	0.015	1	09/06/17 15:55	09/07/17 06:15	91-57-6	
Naphthalene	**0.012 U**	mg/kg	0.037	0.012	1	09/06/17 15:55	09/07/17 06:15	91-20-3	
Phenanthrene	**0.030 I**	mg/kg	0.037	0.014	1	09/06/17 15:55	09/07/17 06:15	85-01-8	
Pyrene	**0.21**	mg/kg	0.037	0.019	1	09/06/17 15:55	09/07/17 06:15	129-00-0	
Surrogates									
Nitrobenzene-d5 (S)	62	%	16-123		1	09/06/17 15:55	09/07/17 06:15	4165-60-0	
2-Fluorobiphenyl (S)	81	%	32-129		1	09/06/17 15:55	09/07/17 06:15	321-60-8	
Terphenyl-d14 (S)	90	%	38-138		1	09/06/17 15:55	09/07/17 06:15	1718-51-0	
8270 MSSV PAH by SIM SPLP	Analytical Method: EPA 8270 by SIM Preparation Method: EPA 3510 Leachate Method/Date: EPA 1312; 09/29/17 15:15								
Acenaphthene	**0.025 U**	ug/L	0.50	0.025	1	10/01/17 07:50	10/05/17 01:02	83-32-9	1p,Q
Acenaphthylene	**0.025 U**	ug/L	0.50	0.025	1	10/01/17 07:50	10/05/17 01:02	208-96-8	1p,Q
Anthracene	**0.025 U**	ug/L	0.50	0.025	1	10/01/17 07:50	10/05/17 01:02	120-12-7	1p,Q

This report shall not be reproduced, except in full,
without the written consent of Pace Analytical Services, LLC.

Pace Analytical Services, LLC
3610 Park Central Blvd N
Pompano Beach, FL 33064
954-582-4300

ANALYTICAL RESULTS

Project: 09217186.00/Ludlum Trail
Pace Project No.: 35333909

Sample: SB-6 (0.5-2) **Lab ID: 35333909002** Collected: 09/01/17 13:13 Received: 09/01/17 18:00 Matrix: Solid

Results reported on a "dry weight" basis and are adjusted for percent moisture, sample size and any dilutions.

Parameters	Results	Units	PQL	MDL	DF	Prepared	Analyzed	CAS No.	Qual
8270 MSSV PAH by SIM SPLP	Analytical Method: EPA 8270 by SIM Preparation Method: EPA 3510								
	Leachate Method/Date: EPA 1312; 09/29/17 15:15								
Benzo(a)anthracene	**0.025 U**	ug/L	0.10	0.025	1	10/01/17 07:50	10/05/17 01:02	56-55-3	1p,Q
Benzo(a)pyrene	**0.025 U**	ug/L	0.10	0.025	1	10/01/17 07:50	10/05/17 01:02	50-32-8	1p,Q
Benzo(b)fluoranthene	**0.025 U**	ug/L	0.10	0.025	1	10/01/17 07:50	10/05/17 01:02	205-99-2	1p,Q
Benzo(g,h,i)perylene	**0.028 U**	ug/L	0.50	0.028	1	10/01/17 07:50	10/05/17 01:02	191-24-2	1p,CU, J(L1),Q
Benzo(k)fluoranthene	**0.025 U**	ug/L	0.50	0.025	1	10/01/17 07:50	10/05/17 01:02	207-08-9	1p,Q
Chrysene	**0.025 U**	ug/L	0.50	0.025	1	10/01/17 07:50	10/05/17 01:02	218-01-9	1p,Q
Dibenz(a,h)anthracene	**0.034 U**	ug/L	0.10	0.034	1	10/01/17 07:50	10/05/17 01:02	53-70-3	1p,Q
Fluoranthene	**0.025 U**	ug/L	0.50	0.025	1	10/01/17 07:50	10/05/17 01:02	206-44-0	1p,Q
Fluorene	**0.025 U**	ug/L	0.50	0.025	1	10/01/17 07:50	10/05/17 01:02	86-73-7	1p,Q
Indeno(1,2,3-cd)pyrene	**0.029 U**	ug/L	0.10	0.029	1	10/01/17 07:50	10/05/17 01:02	193-39-5	1p,Q
1-Methylnaphthalene	**1.0 U**	ug/L	2.0	1.0	1	10/01/17 07:50	10/05/17 01:02	90-12-0	1p,Q
2-Methylnaphthalene	**1.0 U**	ug/L	2.0	1.0	1	10/01/17 07:50	10/05/17 01:02	91-57-6	1p,Q
Naphthalene	**1.0 U**	ug/L	2.0	1.0	1	10/01/17 07:50	10/05/17 01:02	91-20-3	1p,Q
Phenanthrene	**0.050 U**	ug/L	0.50	0.050	1	10/01/17 07:50	10/05/17 01:02	85-01-8	1p,Q
Pyrene	**0.025 U**	ug/L	0.50	0.025	1	10/01/17 07:50	10/05/17 01:02	129-00-0	1p,Q
Surrogates									
2-Fluorobiphenyl (S)	54	%	33-101		1	10/01/17 07:50	10/05/17 01:02	321-60-8	
Terphenyl-d14 (S)	47	%	38-115		1	10/01/17 07:50	10/05/17 01:02	1718-51-0	
Percent Moisture	Analytical Method: ASTM D2974-87								
Percent Moisture	**9.3**	%	0.10	0.10	1		09/05/17 15:13		

This report shall not be reproduced, except in full,
without the written consent of Pace Analytical Services, LLC.

Pace Analytical Services, LLC
3610 Park Central Blvd N
Pompano Beach, FL 33064
954-582-4300

ANALYTICAL RESULTS

Project: 09217186.00/Ludlum Trail
Pace Project No.: 35333909

Sample: SB-6 (2-4) **Lab ID: 35333909003** Collected: 09/01/17 13:16 Received: 09/01/17 18:00 Matrix: Solid

Results reported on a "dry weight" basis and are adjusted for percent moisture, sample size and any dilutions.

Parameters	Results	Units	PQL	MDL	DF	Prepared	Analyzed	CAS No.	Qual
FL-PRO Soil Microwave	Analytical Method: FL-PRO Preparation Method: EPA 3546								
Petroleum Range Organics	**7.4 U**	mg/kg	11.6	7.4	1	09/06/17 09:45	09/08/17 14:31		
Surrogates									
o-Terphenyl (S)	81	%	62-109		1	09/06/17 09:45	09/08/17 14:31	84-15-1	
N-Pentatriacontane (S)	118	%	42-159		1	09/06/17 09:45	09/08/17 14:31	630-07-09	
6010 MET ICP	Analytical Method: EPA 6010 Preparation Method: EPA 3050								
Arsenic	**1.4**	mg/kg	0.71	0.36	1	09/06/17 18:50	09/14/17 00:38	7440-38-2	
Cadmium	**0.18 U**	mg/kg	0.36	0.18	5	09/06/17 18:50	09/15/17 13:56	7440-43-9	D3
Chromium	**2.5**	mg/kg	0.36	0.18	1	09/06/17 18:50	09/14/17 00:38	7440-47-3	
Copper	**1.0 I**	mg/kg	1.8	0.89	5	09/06/17 18:50	09/15/17 13:56	7440-50-8	
Lead	**1.8 U**	mg/kg	3.6	1.8	5	09/06/17 18:50	09/15/17 13:56	7439-92-1	
8270 MSSV Short List Microwave	Analytical Method: EPA 8270 Preparation Method: EPA 3546								
Acenaphthene	**0.043 U**	mg/kg	0.12	0.043	1	09/06/17 15:55	09/07/17 06:38	83-32-9	D3
Acenaphthylene	**0.037 U**	mg/kg	0.12	0.037	1	09/06/17 15:55	09/07/17 06:38	208-96-8	D3
Anthracene	**0.036 U**	mg/kg	0.12	0.036	1	09/06/17 15:55	09/07/17 06:38	120-12-7	D3
Benzo(a)anthracene	**0.034 U**	mg/kg	0.12	0.034	1	09/06/17 15:55	09/07/17 06:38	56-55-3	D3
Benzo(a)pyrene	**0.014 U**	mg/kg	0.12	0.014	1	09/06/17 15:55	09/07/17 06:38	50-32-8	D3
Benzo(b)fluoranthene	**0.089 U**	mg/kg	0.12	0.089	1	09/06/17 15:55	09/07/17 06:38	205-99-2	D3
Benzo(g,h,i)perylene	**0.042 U**	mg/kg	0.12	0.042	1	09/06/17 15:55	09/07/17 06:38	191-24-2	D3
Benzo(k)fluoranthene	**0.025 U**	mg/kg	0.12	0.025	1	09/06/17 15:55	09/07/17 06:38	207-08-9	D3
Chrysene	**0.042 U**	mg/kg	0.12	0.042	1	09/06/17 15:55	09/07/17 06:38	218-01-9	D3
Dibenz(a,h)anthracene	**0.059 U**	mg/kg	0.12	0.059	1	09/06/17 15:55	09/07/17 06:38	53-70-3	D3
Fluoranthene	**0.038 U**	mg/kg	0.12	0.038	1	09/06/17 15:55	09/07/17 06:38	206-44-0	D3
Fluorene	**0.053 U**	mg/kg	0.12	0.053	1	09/06/17 15:55	09/07/17 06:38	86-73-7	D3
Indeno(1,2,3-cd)pyrene	**0.059 U**	mg/kg	0.12	0.059	1	09/06/17 15:55	09/07/17 06:38	193-39-5	D3
1-Methylnaphthalene	**0.042 U**	mg/kg	0.12	0.042	1	09/06/17 15:55	09/07/17 06:38	90-12-0	D3
2-Methylnaphthalene	**0.048 U**	mg/kg	0.12	0.048	1	09/06/17 15:55	09/07/17 06:38	91-57-6	D3
Naphthalene	**0.038 U**	mg/kg	0.12	0.038	1	09/06/17 15:55	09/07/17 06:38	91-20-3	D3
Phenanthrene	**0.045 U**	mg/kg	0.12	0.045	1	09/06/17 15:55	09/07/17 06:38	85-01-8	D3
Pyrene	**0.059 U**	mg/kg	0.12	0.059	1	09/06/17 15:55	09/07/17 06:38	129-00-0	D3
Surrogates									
Nitrobenzene-d5 (S)	69	%	16-123		1	09/06/17 15:55	09/07/17 06:38	4165-60-0	
2-Fluorobiphenyl (S)	89	%	32-129		1	09/06/17 15:55	09/07/17 06:38	321-60-8	
Terphenyl-d14 (S)	102	%	38-138		1	09/06/17 15:55	09/07/17 06:38	1718-51-0	
Percent Moisture	Analytical Method: ASTM D2974-87								
Percent Moisture	**17.7**	%	0.10	0.10	1		09/05/17 15:13		

This report shall not be reproduced, except in full,
without the written consent of Pace Analytical Services, LLC.

Pace Analytical Services, LLC
3610 Park Central Blvd N
Pompano Beach, FL 33064
954-582-4300

ANALYTICAL RESULTS

Project: 09217186.00/Ludlum Trail
Pace Project No.: 35333909

Sample: SB-5 (0-0.5) **Lab ID: 35333909004** Collected: 09/01/17 12:30 Received: 09/01/17 18:00 Matrix: Solid

Results reported on a "dry weight" basis and are adjusted for percent moisture, sample size and any dilutions.

Parameters	Results	Units	PQL	MDL	DF	Prepared	Analyzed	CAS No.	Qual
FL-PRO Soil Microwave	Analytical Method: FL-PRO Preparation Method: EPA 3546								
Petroleum Range Organics	**2.7 U**	mg/kg	4.3	2.7	1	09/06/17 09:45	09/08/17 14:31		
Surrogates									
o-Terphenyl (S)	91	%	62-109		1	09/06/17 09:45	09/08/17 14:31	84-15-1	
N-Pentatriacontane (S)	97	%	42-159		1	09/06/17 09:45	09/08/17 14:31	630-07-09	
6010 MET ICP	Analytical Method: EPA 6010 Preparation Method: EPA 3050								
Arsenic	**1.5**	mg/kg	0.52	0.26	1	09/06/17 18:50	09/14/17 00:43	7440-38-2	
Cadmium	**0.13 U**	mg/kg	0.26	0.13	5	09/06/17 18:50	09/15/17 14:01	7440-43-9	D3
Chromium	**15.7**	mg/kg	0.26	0.13	1	09/06/17 18:50	09/14/17 00:43	7440-47-3	
Copper	**2.0**	mg/kg	1.3	0.66	5	09/06/17 18:50	09/15/17 14:01	7440-50-8	
Lead	**7.5**	mg/kg	2.6	1.3	5	09/06/17 18:50	09/15/17 14:01	7439-92-1	
8270 MSSV Short List Microwave	Analytical Method: EPA 8270 Preparation Method: EPA 3546								
Acenaphthene	**0.013 U**	mg/kg	0.035	0.013	1	09/06/17 15:55	09/07/17 07:00	83-32-9	
Acenaphthylene	**0.051**	mg/kg	0.035	0.011	1	09/06/17 15:55	09/07/17 07:00	208-96-8	
Anthracene	**0.029 I**	mg/kg	0.035	0.011	1	09/06/17 15:55	09/07/17 07:00	120-12-7	
Benzo(a)anthracene	**0.16**	mg/kg	0.035	0.010	1	09/06/17 15:55	09/07/17 07:00	56-55-3	
Benzo(a)pyrene	**0.17**	mg/kg	0.035	0.0041	1	09/06/17 15:55	09/07/17 07:00	50-32-8	
Benzo(b)fluoranthene	**0.23**	mg/kg	0.035	0.026	1	09/06/17 15:55	09/07/17 07:00	205-99-2	
Benzo(g,h,i)perylene	**0.12**	mg/kg	0.035	0.013	1	09/06/17 15:55	09/07/17 07:00	191-24-2	
Benzo(k)fluoranthene	**0.16**	mg/kg	0.035	0.0076	1	09/06/17 15:55	09/07/17 07:00	207-08-9	
Chrysene	**0.19**	mg/kg	0.035	0.013	1	09/06/17 15:55	09/07/17 07:00	218-01-9	
Dibenz(a,h)anthracene	**0.034 I**	mg/kg	0.035	0.018	1	09/06/17 15:55	09/07/17 07:00	53-70-3	
Fluoranthene	**0.18**	mg/kg	0.035	0.011	1	09/06/17 15:55	09/07/17 07:00	206-44-0	
Fluorene	**0.016 U**	mg/kg	0.035	0.016	1	09/06/17 15:55	09/07/17 07:00	86-73-7	
Indeno(1,2,3-cd)pyrene	**0.11**	mg/kg	0.035	0.018	1	09/06/17 15:55	09/07/17 07:00	193-39-5	
1-Methylnaphthalene	**0.012 U**	mg/kg	0.035	0.012	1	09/06/17 15:55	09/07/17 07:00	90-12-0	
2-Methylnaphthalene	**0.014 U**	mg/kg	0.035	0.014	1	09/06/17 15:55	09/07/17 07:00	91-57-6	
Naphthalene	**0.011 U**	mg/kg	0.035	0.011	1	09/06/17 15:55	09/07/17 07:00	91-20-3	
Phenanthrene	**0.017 I**	mg/kg	0.035	0.013	1	09/06/17 15:55	09/07/17 07:00	85-01-8	
Pyrene	**0.22**	mg/kg	0.035	0.018	1	09/06/17 15:55	09/07/17 07:00	129-00-0	
Surrogates									
Nitrobenzene-d5 (S)	57	%	16-123		1	09/06/17 15:55	09/07/17 07:00	4165-60-0	
2-Fluorobiphenyl (S)	73	%	32-129		1	09/06/17 15:55	09/07/17 07:00	321-60-8	
Terphenyl-d14 (S)	83	%	38-138		1	09/06/17 15:55	09/07/17 07:00	1718-51-0	
8260/5035A Volatile Organics	Analytical Method: EPA 8260								
Acetone	**0.026 U**	mg/kg	0.26	0.026	1		09/08/17 15:05	67-64-1	J(M1)
Acetonitrile	**0.068 U**	mg/kg	0.13	0.068	1		09/08/17 15:05	75-05-8	
Benzene	**0.0042 U**	mg/kg	0.013	0.0042	1		09/08/17 15:05	71-43-2	
Bromobenzene	**0.0053 U**	mg/kg	0.013	0.0053	1		09/08/17 15:05	108-86-1	
Bromochloromethane	**0.0045 U**	mg/kg	0.013	0.0045	1		09/08/17 15:05	74-97-5	
Bromodichloromethane	**0.0050 U**	mg/kg	0.013	0.0050	1		09/08/17 15:05	75-27-4	
Bromoform	**0.0061 U**	mg/kg	0.013	0.0061	1		09/08/17 15:05	75-25-2	
Bromomethane	**0.0066 U**	mg/kg	0.026	0.0066	1		09/08/17 15:05	74-83-9	

This report shall not be reproduced, except in full,
without the written consent of Pace Analytical Services, LLC.

Pace Analytical Services, LLC
3610 Park Central Blvd N
Pompano Beach, FL 33064
954-582-4300

ANALYTICAL RESULTS

Project: 09217186.00/Ludlum Trail
Pace Project No.: 35333909

Sample: SB-5 (0-0.5) **Lab ID: 35333909004** Collected: 09/01/17 12:30 Received: 09/01/17 18:00 Matrix: Solid

Results reported on a "dry weight" basis and are adjusted for percent moisture, sample size and any dilutions.

Parameters	Results	Units	PQL	MDL	DF	Prepared	Analyzed	CAS No.	Qual
8260/5035A Volatile Organics	Analytical Method: EPA 8260								
2-Butanone (MEK)	**0.0076 U**	mg/kg	0.26	0.0076	1		09/08/17 15:05	78-93-3	
n-Butylbenzene	**0.0047 U**	mg/kg	0.013	0.0047	1		09/08/17 15:05	104-51-8	
sec-Butylbenzene	**0.0042 U**	mg/kg	0.013	0.0042	1		09/08/17 15:05	135-98-8	
tert-Butylbenzene	**0.0053 U**	mg/kg	0.013	0.0053	1		09/08/17 15:05	98-06-6	
Carbon disulfide	**0.0079 U**	mg/kg	0.026	0.0079	1		09/08/17 15:05	75-15-0	
Carbon tetrachloride	**0.0068 U**	mg/kg	0.013	0.0068	1		09/08/17 15:05	56-23-5	
Chlorobenzene	**0.0050 U**	mg/kg	0.013	0.0050	1		09/08/17 15:05	108-90-7	
Chloroethane	**0.0063 U**	mg/kg	0.026	0.0063	1		09/08/17 15:05	75-00-3	
Chloroform	**0.0042 U**	mg/kg	0.013	0.0042	1		09/08/17 15:05	67-66-3	
Chloromethane	**0.0063 U**	mg/kg	0.026	0.0063	1		09/08/17 15:05	74-87-3	
2-Chlorotoluene	**0.0045 U**	mg/kg	0.013	0.0045	1		09/08/17 15:05	95-49-8	
4-Chlorotoluene	**0.0047 U**	mg/kg	0.013	0.0047	1		09/08/17 15:05	106-43-4	
Dibromochloromethane	**0.0047 U**	mg/kg	0.013	0.0047	1		09/08/17 15:05	124-48-1	
Dibromomethane	**0.0066 U**	mg/kg	0.013	0.0066	1		09/08/17 15:05	74-95-3	
1,2-Dichlorobenzene	**0.0050 U**	mg/kg	0.013	0.0050	1		09/08/17 15:05	95-50-1	
1,3-Dichlorobenzene	**0.0053 U**	mg/kg	0.013	0.0053	1		09/08/17 15:05	541-73-1	
1,4-Dichlorobenzene	**0.0045 U**	mg/kg	0.013	0.0045	1		09/08/17 15:05	106-46-7	
Dichlorodifluoromethane	**0.0095 U**	mg/kg	0.026	0.0095	1		09/08/17 15:05	75-71-8	
1,1-Dichloroethane	**0.0039 U**	mg/kg	0.013	0.0039	1		09/08/17 15:05	75-34-3	
1,2-Dichloroethane	**0.0058 U**	mg/kg	0.013	0.0058	1		09/08/17 15:05	107-06-2	
1,1-Dichloroethene	**0.0047 U**	mg/kg	0.013	0.0047	1		09/08/17 15:05	75-35-4	
cis-1,2-Dichloroethene	**0.0037 U**	mg/kg	0.013	0.0037	1		09/08/17 15:05	156-59-2	
trans-1,2-Dichloroethene	**0.0050 U**	mg/kg	0.013	0.0050	1		09/08/17 15:05	156-60-5	
1,2-Dichloropropane	**0.0045 U**	mg/kg	0.013	0.0045	1		09/08/17 15:05	78-87-5	
1,3-Dichloropropane	**0.0050 U**	mg/kg	0.013	0.0050	1		09/08/17 15:05	142-28-9	
2,2-Dichloropropane	**0.0045 U**	mg/kg	0.013	0.0045	1		09/08/17 15:05	594-20-7	
1,1-Dichloropropene	**0.0039 U**	mg/kg	0.013	0.0039	1		09/08/17 15:05	563-58-6	
cis-1,3-Dichloropropene	**0.0047 U**	mg/kg	0.013	0.0047	1		09/08/17 15:05	10061-01-5	
trans-1,3-Dichloropropene	**0.0039 U**	mg/kg	0.013	0.0039	1		09/08/17 15:05	10061-02-6	
Ethylbenzene	**0.0047 U**	mg/kg	0.013	0.0047	1		09/08/17 15:05	100-41-4	
2-Hexanone	**0.010 U**	mg/kg	0.13	0.010	1		09/08/17 15:05	591-78-6	
Iodomethane	**0.026 U**	mg/kg	0.026	0.026	1		09/08/17 15:05	74-88-4	J(M1)
Isopropylbenzene (Cumene)	**0.0050 U**	mg/kg	0.013	0.0050	1		09/08/17 15:05	98-82-8	
p-Isopropyltoluene	**0.0045 U**	mg/kg	0.013	0.0045	1		09/08/17 15:05	99-87-6	
Methylene Chloride	**0.0079 U**	mg/kg	0.053	0.0079	1		09/08/17 15:05	75-09-2	
4-Methyl-2-pentanone (MIBK)	**0.0097 U**	mg/kg	0.13	0.0097	1		09/08/17 15:05	108-10-1	
Methyl-tert-butyl ether	**0.0039 U**	mg/kg	0.013	0.0039	1		09/08/17 15:05	1634-04-4	
n-Propylbenzene	**0.0045 U**	mg/kg	0.013	0.0045	1		09/08/17 15:05	103-65-1	
Styrene	**0.0047 U**	mg/kg	0.013	0.0047	1		09/08/17 15:05	100-42-5	
1,1,1,2-Tetrachloroethane	**0.0055 U**	mg/kg	0.013	0.0055	1		09/08/17 15:05	630-20-6	
1,1,2,2-Tetrachloroethane	**0.0050 U**	mg/kg	0.013	0.0050	1		09/08/17 15:05	79-34-5	
Tetrachloroethene	**0.0045 U**	mg/kg	0.013	0.0045	1		09/08/17 15:05	127-18-4	
Toluene	**0.0047 U**	mg/kg	0.013	0.0047	1		09/08/17 15:05	108-88-3	
1,2,3-Trichlorobenzene	**0.0058 U**	mg/kg	0.013	0.0058	1		09/08/17 15:05	87-61-6	J(M1)
1,2,4-Trichlorobenzene	**0.0042 U**	mg/kg	0.013	0.0042	1		09/08/17 15:05	120-82-1	

This report shall not be reproduced, except in full,
without the written consent of Pace Analytical Services, LLC.

Pace Analytical Services, LLC
3610 Park Central Blvd N
Pompano Beach, FL 33064
954-582-4300

ANALYTICAL RESULTS

Project: 09217186.00/Ludlum Trail
Pace Project No.: 35333909

Sample: SB-5 (0-0.5) **Lab ID: 35333909004** Collected: 09/01/17 12:30 Received: 09/01/17 18:00 Matrix: Solid

Results reported on a "dry weight" basis and are adjusted for percent moisture, sample size and any dilutions.

Parameters	Results	Units	PQL	MDL	DF	Prepared	Analyzed	CAS No.	Qual
8260/5035A Volatile Organics	Analytical Method: EPA 8260								
1,1,1-Trichloroethane	**0.0047 U**	mg/kg	0.013	0.0047	1		09/08/17 15:05	71-55-6	
1,1,2-Trichloroethane	**0.0055 U**	mg/kg	0.013	0.0055	1		09/08/17 15:05	79-00-5	
Trichloroethene	**0.0055 U**	mg/kg	0.013	0.0055	1		09/08/17 15:05	79-01-6	
Trichlorofluoromethane	**0.0058 U**	mg/kg	0.013	0.0058	1		09/08/17 15:05	75-69-4	
1,2,3-Trichloropropane	**0.0042 U**	mg/kg	0.013	0.0042	1		09/08/17 15:05	96-18-4	
1,2,3-Trimethylbenzene	**0.0045 U**	mg/kg	0.013	0.0045	1		09/08/17 15:05	526-73-8	
1,2,4-Trimethylbenzene	**0.0053 U**	mg/kg	0.013	0.0053	1		09/08/17 15:05	95-63-6	
1,3,5-Trimethylbenzene	**0.0047 U**	mg/kg	0.013	0.0047	1		09/08/17 15:05	108-67-8	
Vinyl acetate	**0.023 U**	mg/kg	0.13	0.023	1		09/08/17 15:05	108-05-4	J(M1)
Vinyl chloride	**0.0047 U**	mg/kg	0.026	0.0047	1		09/08/17 15:05	75-01-4	
Xylene (Total)	**0.0095 U**	mg/kg	0.026	0.0095	1		09/08/17 15:05	1330-20-7	
m&p-Xylene	**0.0095 U**	mg/kg	0.026	0.0095	1		09/08/17 15:05	179601-23-1	
o-Xylene	**0.0050 U**	mg/kg	0.013	0.0050	1		09/08/17 15:05	95-47-6	
Surrogates									
Toluene-d8 (S)	102	%	70-130		1		09/08/17 15:05	2037-26-5	
4-Bromofluorobenzene (S)	98	%	70-130		1		09/08/17 15:05	460-00-4	
1,2-Dichloroethane-d4 (S)	102	%	70-132		1		09/08/17 15:05	17060-07-0	
Percent Moisture	Analytical Method: ASTM D2974-87								
Percent Moisture	**5.9**	%	0.10	0.10	1		09/05/17 15:14		

This report shall not be reproduced, except in full,
without the written consent of Pace Analytical Services, LLC.

Pace Analytical Services, LLC
3610 Park Central Blvd N
Pompano Beach, FL 33064
954-582-4300

ANALYTICAL RESULTS

Project: 09217186.00/Ludlum Trail
Pace Project No.: 35333909

Sample: SB-5 (0.5-2) **Lab ID: 35333909005** Collected: 09/01/17 12:33 Received: 09/01/17 18:00 Matrix: Solid

Results reported on a "dry weight" basis and are adjusted for percent moisture, sample size and any dilutions.

Parameters	Results	Units	PQL	MDL	DF	Prepared	Analyzed	CAS No.	Qual
FL-PRO Soil Microwave	Analytical Method: FL-PRO Preparation Method: EPA 3546								
Petroleum Range Organics	**3.1 I**	mg/kg	4.3	2.7	1	09/06/17 09:45	09/08/17 14:55		
Surrogates									
o-Terphenyl (S)	83	%	62-109		1	09/06/17 09:45	09/08/17 14:55	84-15-1	
N-Pentatriacontane (S)	118	%	42-159		1	09/06/17 09:45	09/08/17 14:55	630-07-09	
6010 MET ICP	Analytical Method: EPA 6010 Preparation Method: EPA 3050								
Arsenic	**2.0**	mg/kg	0.56	0.28	1	09/06/17 18:50	09/14/17 00:48	7440-38-2	
Cadmium	**0.23 I**	mg/kg	0.28	0.14	5	09/06/17 18:50	09/15/17 14:06	7440-43-9	D3
Chromium	**11.0**	mg/kg	0.28	0.14	1	09/06/17 18:50	09/14/17 00:48	7440-47-3	
Copper	**8.9**	mg/kg	1.4	0.70	5	09/06/17 18:50	09/15/17 14:06	7440-50-8	
Lead	**11.5**	mg/kg	2.8	1.4	5	09/06/17 18:50	09/15/17 14:06	7439-92-1	
8270 MSSV Short List Microwave	Analytical Method: EPA 8270 Preparation Method: EPA 3546								
Acenaphthene	**0.013 U**	mg/kg	0.035	0.013	1	09/06/17 15:55	09/07/17 07:22	83-32-9	
Acenaphthylene	**0.046**	mg/kg	0.035	0.011	1	09/06/17 15:55	09/07/17 07:22	208-96-8	
Anthracene	**0.027 I**	mg/kg	0.035	0.011	1	09/06/17 15:55	09/07/17 07:22	120-12-7	
Benzo(a)anthracene	**0.18**	mg/kg	0.035	0.010	1	09/06/17 15:55	09/07/17 07:22	56-55-3	
Benzo(a)pyrene	**0.17**	mg/kg	0.035	0.0041	1	09/06/17 15:55	09/07/17 07:22	50-32-8	
Benzo(b)fluoranthene	**0.26**	mg/kg	0.035	0.026	1	09/06/17 15:55	09/07/17 07:22	205-99-2	
Benzo(g,h,i)perylene	**0.11**	mg/kg	0.035	0.013	1	09/06/17 15:55	09/07/17 07:22	191-24-2	
Benzo(k)fluoranthene	**0.11**	mg/kg	0.035	0.0076	1	09/06/17 15:55	09/07/17 07:22	207-08-9	
Chrysene	**0.21**	mg/kg	0.035	0.013	1	09/06/17 15:55	09/07/17 07:22	218-01-9	
Dibenz(a,h)anthracene	**0.025 I**	mg/kg	0.035	0.018	1	09/06/17 15:55	09/07/17 07:22	53-70-3	
Fluoranthene	**0.17**	mg/kg	0.035	0.011	1	09/06/17 15:55	09/07/17 07:22	206-44-0	
Fluorene	**0.016 U**	mg/kg	0.035	0.016	1	09/06/17 15:55	09/07/17 07:22	86-73-7	
Indeno(1,2,3-cd)pyrene	**0.10**	mg/kg	0.035	0.018	1	09/06/17 15:55	09/07/17 07:22	193-39-5	
1-Methylnaphthalene	**0.012 U**	mg/kg	0.035	0.012	1	09/06/17 15:55	09/07/17 07:22	90-12-0	
2-Methylnaphthalene	**0.014 U**	mg/kg	0.035	0.014	1	09/06/17 15:55	09/07/17 07:22	91-57-6	
Naphthalene	**0.011 U**	mg/kg	0.035	0.011	1	09/06/17 15:55	09/07/17 07:22	91-20-3	
Phenanthrene	**0.016 I**	mg/kg	0.035	0.013	1	09/06/17 15:55	09/07/17 07:22	85-01-8	
Pyrene	**0.20**	mg/kg	0.035	0.018	1	09/06/17 15:55	09/07/17 07:22	129-00-0	
Surrogates									
Nitrobenzene-d5 (S)	50	%	16-123		1	09/06/17 15:55	09/07/17 07:22	4165-60-0	
2-Fluorobiphenyl (S)	68	%	32-129		1	09/06/17 15:55	09/07/17 07:22	321-60-8	
Terphenyl-d14 (S)	83	%	38-138		1	09/06/17 15:55	09/07/17 07:22	1718-51-0	
8260/5035A Volatile Organics	Analytical Method: EPA 8260								
Acetone	**0.087 I**	mg/kg	0.12	0.012	1		09/08/17 15:26	67-64-1	
Acetonitrile	**0.031 U**	mg/kg	0.061	0.031	1		09/08/17 15:26	75-05-8	
Benzene	**0.0019 U**	mg/kg	0.0061	0.0019	1		09/08/17 15:26	71-43-2	
Bromobenzene	**0.0024 U**	mg/kg	0.0061	0.0024	1		09/08/17 15:26	108-86-1	
Bromochloromethane	**0.0021 U**	mg/kg	0.0061	0.0021	1		09/08/17 15:26	74-97-5	
Bromodichloromethane	**0.0023 U**	mg/kg	0.0061	0.0023	1		09/08/17 15:26	75-27-4	
Bromoform	**0.0028 U**	mg/kg	0.0061	0.0028	1		09/08/17 15:26	75-25-2	
Bromomethane	**0.0030 U**	mg/kg	0.012	0.0030	1		09/08/17 15:26	74-83-9	

This report shall not be reproduced, except in full,
without the written consent of Pace Analytical Services, LLC.

Pace Analytical Services, LLC
3610 Park Central Blvd N
Pompano Beach, FL 33064
954-582-4300

ANALYTICAL RESULTS

Project: 09217186.00/Ludlum Trail
Pace Project No.: 35333909

Sample: SB-5 (0.5-2) **Lab ID: 35333909005** Collected: 09/01/17 12:33 Received: 09/01/17 18:00 Matrix: Solid

Results reported on a "dry weight" basis and are adjusted for percent moisture, sample size and any dilutions.

Parameters	Results	Units	PQL	MDL	DF	Prepared	Analyzed	CAS No.	Qual
8260/5035A Volatile Organics	Analytical Method: EPA 8260								
2-Butanone (MEK)	**0.0035 U**	mg/kg	0.12	0.0035	1		09/08/17 15:26	78-93-3	
n-Butylbenzene	**0.0022 U**	mg/kg	0.0061	0.0022	1		09/08/17 15:26	104-51-8	
sec-Butylbenzene	**0.0019 U**	mg/kg	0.0061	0.0019	1		09/08/17 15:26	135-98-8	
tert-Butylbenzene	**0.0024 U**	mg/kg	0.0061	0.0024	1		09/08/17 15:26	98-06-6	
Carbon disulfide	**0.0036 U**	mg/kg	0.012	0.0036	1		09/08/17 15:26	75-15-0	
Carbon tetrachloride	**0.0031 U**	mg/kg	0.0061	0.0031	1		09/08/17 15:26	56-23-5	
Chlorobenzene	**0.0023 U**	mg/kg	0.0061	0.0023	1		09/08/17 15:26	108-90-7	
Chloroethane	**0.0029 U**	mg/kg	0.012	0.0029	1		09/08/17 15:26	75-00-3	
Chloroform	**0.0019 U**	mg/kg	0.0061	0.0019	1		09/08/17 15:26	67-66-3	
Chloromethane	**0.0029 U**	mg/kg	0.012	0.0029	1		09/08/17 15:26	74-87-3	
2-Chlorotoluene	**0.0021 U**	mg/kg	0.0061	0.0021	1		09/08/17 15:26	95-49-8	
4-Chlorotoluene	**0.0022 U**	mg/kg	0.0061	0.0022	1		09/08/17 15:26	106-43-4	
Dibromochloromethane	**0.0022 U**	mg/kg	0.0061	0.0022	1		09/08/17 15:26	124-48-1	
Dibromomethane	**0.0030 U**	mg/kg	0.0061	0.0030	1		09/08/17 15:26	74-95-3	
1,2-Dichlorobenzene	**0.0023 U**	mg/kg	0.0061	0.0023	1		09/08/17 15:26	95-50-1	
1,3-Dichlorobenzene	**0.0024 U**	mg/kg	0.0061	0.0024	1		09/08/17 15:26	541-73-1	
1,4-Dichlorobenzene	**0.0021 U**	mg/kg	0.0061	0.0021	1		09/08/17 15:26	106-46-7	
Dichlorodifluoromethane	**0.0044 U**	mg/kg	0.012	0.0044	1		09/08/17 15:26	75-71-8	
1,1-Dichloroethane	**0.0018 U**	mg/kg	0.0061	0.0018	1		09/08/17 15:26	75-34-3	
1,2-Dichloroethane	**0.0027 U**	mg/kg	0.0061	0.0027	1		09/08/17 15:26	107-06-2	
1,1-Dichloroethene	**0.0022 U**	mg/kg	0.0061	0.0022	1		09/08/17 15:26	75-35-4	
cis-1,2-Dichloroethene	**0.0017 U**	mg/kg	0.0061	0.0017	1		09/08/17 15:26	156-59-2	
trans-1,2-Dichloroethene	**0.0023 U**	mg/kg	0.0061	0.0023	1		09/08/17 15:26	156-60-5	
1,2-Dichloropropane	**0.0021 U**	mg/kg	0.0061	0.0021	1		09/08/17 15:26	78-87-5	
1,3-Dichloropropane	**0.0023 U**	mg/kg	0.0061	0.0023	1		09/08/17 15:26	142-28-9	
2,2-Dichloropropane	**0.0021 U**	mg/kg	0.0061	0.0021	1		09/08/17 15:26	594-20-7	
1,1-Dichloropropene	**0.0018 U**	mg/kg	0.0061	0.0018	1		09/08/17 15:26	563-58-6	
cis-1,3-Dichloropropene	**0.0022 U**	mg/kg	0.0061	0.0022	1		09/08/17 15:26	10061-01-5	
trans-1,3-Dichloropropene	**0.0018 U**	mg/kg	0.0061	0.0018	1		09/08/17 15:26	10061-02-6	
Ethylbenzene	**0.0022 U**	mg/kg	0.0061	0.0022	1		09/08/17 15:26	100-41-4	
2-Hexanone	**0.0047 U**	mg/kg	0.061	0.0047	1		09/08/17 15:26	591-78-6	
Iodomethane	**0.012 U**	mg/kg	0.012	0.012	1		09/08/17 15:26	74-88-4	
Isopropylbenzene (Cumene)	**0.0023 U**	mg/kg	0.0061	0.0023	1		09/08/17 15:26	98-82-8	
p-Isopropyltoluene	**0.0021 U**	mg/kg	0.0061	0.0021	1		09/08/17 15:26	99-87-6	
Methylene Chloride	**0.0036 U**	mg/kg	0.024	0.0036	1		09/08/17 15:26	75-09-2	
4-Methyl-2-pentanone (MIBK)	**0.0045 U**	mg/kg	0.061	0.0045	1		09/08/17 15:26	108-10-1	
Methyl-tert-butyl ether	**0.0018 U**	mg/kg	0.0061	0.0018	1		09/08/17 15:26	1634-04-4	
n-Propylbenzene	**0.0021 U**	mg/kg	0.0061	0.0021	1		09/08/17 15:26	103-65-1	
Styrene	**0.0022 U**	mg/kg	0.0061	0.0022	1		09/08/17 15:26	100-42-5	
1,1,1,2-Tetrachloroethane	**0.0025 U**	mg/kg	0.0061	0.0025	1		09/08/17 15:26	630-20-6	
1,1,2,2-Tetrachloroethane	**0.0023 U**	mg/kg	0.0061	0.0023	1		09/08/17 15:26	79-34-5	
Tetrachloroethene	**0.0021 U**	mg/kg	0.0061	0.0021	1		09/08/17 15:26	127-18-4	
Toluene	**0.0022 U**	mg/kg	0.0061	0.0022	1		09/08/17 15:26	108-88-3	
1,2,3-Trichlorobenzene	**0.0027 U**	mg/kg	0.0061	0.0027	1		09/08/17 15:26	87-61-6	
1,2,4-Trichlorobenzene	**0.0019 U**	mg/kg	0.0061	0.0019	1		09/08/17 15:26	120-82-1	

This report shall not be reproduced, except in full,
without the written consent of Pace Analytical Services, LLC.

Pace Analytical Services, LLC
3610 Park Central Blvd N
Pompano Beach, FL 33064
954-582-4300

ANALYTICAL RESULTS

Project: 09217186.00/Ludlum Trail
Pace Project No.: 35333909

Sample: SB-5 (0.5-2) **Lab ID: 35333909005** Collected: 09/01/17 12:33 Received: 09/01/17 18:00 Matrix: Solid

Results reported on a "dry weight" basis and are adjusted for percent moisture, sample size and any dilutions.

Parameters	Results	Units	PQL	MDL	DF	Prepared	Analyzed	CAS No.	Qual
8260/5035A Volatile Organics	Analytical Method: EPA 8260								
1,1,1-Trichloroethane	**0.0022 U**	mg/kg	0.0061	0.0022	1		09/08/17 15:26	71-55-6	
1,1,2-Trichloroethane	**0.0025 U**	mg/kg	0.0061	0.0025	1		09/08/17 15:26	79-00-5	
Trichloroethene	**0.0025 U**	mg/kg	0.0061	0.0025	1		09/08/17 15:26	79-01-6	
Trichlorofluoromethane	**0.0027 U**	mg/kg	0.0061	0.0027	1		09/08/17 15:26	75-69-4	
1,2,3-Trichloropropane	**0.0019 U**	mg/kg	0.0061	0.0019	1		09/08/17 15:26	96-18-4	
1,2,3-Trimethylbenzene	**0.0021 U**	mg/kg	0.0061	0.0021	1		09/08/17 15:26	526-73-8	
1,2,4-Trimethylbenzene	**0.0024 U**	mg/kg	0.0061	0.0024	1		09/08/17 15:26	95-63-6	
1,3,5-Trimethylbenzene	**0.0022 U**	mg/kg	0.0061	0.0022	1		09/08/17 15:26	108-67-8	
Vinyl acetate	**0.011 U**	mg/kg	0.061	0.011	1		09/08/17 15:26	108-05-4	
Vinyl chloride	**0.0022 U**	mg/kg	0.012	0.0022	1		09/08/17 15:26	75-01-4	
Xylene (Total)	**0.0044 U**	mg/kg	0.012	0.0044	1		09/08/17 15:26	1330-20-7	
m&p-Xylene	**0.0044 U**	mg/kg	0.012	0.0044	1		09/08/17 15:26	179601-23-1	
o-Xylene	**0.0023 U**	mg/kg	0.0061	0.0023	1		09/08/17 15:26	95-47-6	
Surrogates									
Toluene-d8 (S)	101	%	70-130		1		09/08/17 15:26	2037-26-5	
4-Bromofluorobenzene (S)	97	%	70-130		1		09/08/17 15:26	460-00-4	
1,2-Dichloroethane-d4 (S)	100	%	70-132		1		09/08/17 15:26	17060-07-0	
Percent Moisture	Analytical Method: ASTM D2974-87								
Percent Moisture	**5.5**	%	0.10	0.10	1		09/05/17 15:14		

This report shall not be reproduced, except in full,
without the written consent of Pace Analytical Services, LLC.

Pace Analytical Services, LLC
3610 Park Central Blvd N
Pompano Beach, FL 33064
954-582-4300

ANALYTICAL RESULTS

Project: 09217186.00/Ludlum Trail
Pace Project No.: 35333909

Sample: SB-5 (2-4) **Lab ID: 35333909006** Collected: 09/01/17 12:36 Received: 09/01/17 18:00 Matrix: Solid

Results reported on a "dry weight" basis and are adjusted for percent moisture, sample size and any dilutions.

Parameters	Results	Units	PQL	MDL	DF	Prepared	Analyzed	CAS No.	Qual
8270 MSSV Short List Microwave	Analytical Method: EPA 8270 Preparation Method: EPA 3546								
Acenaphthene	**0.013 U**	mg/kg	0.035	0.013	1	09/18/17 00:00	09/19/17 15:32	83-32-9	Q
Acenaphthylene	**0.11**	mg/kg	0.035	0.011	1	09/18/17 00:00	09/19/17 15:32	208-96-8	Q
Anthracene	**0.048**	mg/kg	0.035	0.011	1	09/18/17 00:00	09/19/17 15:32	120-12-7	Q
Benzo(a)anthracene	**0.32**	mg/kg	0.035	0.010	1	09/18/17 00:00	09/19/17 15:32	56-55-3	Q
Benzo(a)pyrene	**0.40**	mg/kg	0.035	0.0040	1	09/18/17 00:00	09/19/17 15:32	50-32-8	Q
Benzo(b)fluoranthene	**0.58**	mg/kg	0.035	0.026	1	09/18/17 00:00	09/19/17 15:32	205-99-2	Q
Benzo(g,h,i)perylene	**0.36**	mg/kg	0.035	0.012	1	09/18/17 00:00	09/19/17 15:32	191-24-2	Q
Benzo(k)fluoranthene	**0.36**	mg/kg	0.035	0.0075	1	09/18/17 00:00	09/19/17 15:32	207-08-9	Q
Chrysene	**0.46**	mg/kg	0.035	0.012	1	09/18/17 00:00	09/19/17 15:32	218-01-9	Q
Dibenz(a,h)anthracene	**0.017 U**	mg/kg	0.035	0.017	1	09/18/17 00:00	09/19/17 15:32	53-70-3	Q
Fluoranthene	**0.40**	mg/kg	0.035	0.011	1	09/18/17 00:00	09/19/17 15:32	206-44-0	Q
Fluorene	**0.016 U**	mg/kg	0.035	0.016	1	09/18/17 00:00	09/19/17 15:32	86-73-7	Q
Indeno(1,2,3-cd)pyrene	**0.29**	mg/kg	0.035	0.017	1	09/18/17 00:00	09/19/17 15:32	193-39-5	Q
1-Methylnaphthalene	**0.012 U**	mg/kg	0.035	0.012	1	09/18/17 00:00	09/19/17 15:32	90-12-0	Q
2-Methylnaphthalene	**0.014 U**	mg/kg	0.035	0.014	1	09/18/17 00:00	09/19/17 15:32	91-57-6	Q
Naphthalene	**0.011 U**	mg/kg	0.035	0.011	1	09/18/17 00:00	09/19/17 15:32	91-20-3	Q
Phenanthrene	**0.045**	mg/kg	0.035	0.013	1	09/18/17 00:00	09/19/17 15:32	85-01-8	Q
Pyrene	**0.51**	mg/kg	0.035	0.017	1	09/18/17 00:00	09/19/17 15:32	129-00-0	Q
Surrogates									
Nitrobenzene-d5 (S)	68	%	16-123		1	09/18/17 00:00	09/19/17 15:32	4165-60-0	
2-Fluorobiphenyl (S)	83	%	32-129		1	09/18/17 00:00	09/19/17 15:32	321-60-8	
Terphenyl-d14 (S)	89	%	38-138		1	09/18/17 00:00	09/19/17 15:32	1718-51-0	
8270 MSSV PAH by SIM SPLP	Analytical Method: EPA 8270 by SIM Preparation Method: EPA 3510 Leachate Method/Date: EPA 1312; 09/29/17 15:15								
Acenaphthene	**0.025 U**	ug/L	0.50	0.025	1	10/01/17 07:50	10/05/17 01:25	83-32-9	1p,Q
Acenaphthylene	**0.025 U**	ug/L	0.50	0.025	1	10/01/17 07:50	10/05/17 01:25	208-96-8	1p,Q
Anthracene	**0.025 U**	ug/L	0.50	0.025	1	10/01/17 07:50	10/05/17 01:25	120-12-7	1p,Q
Benzo(a)anthracene	**0.025 U**	ug/L	0.10	0.025	1	10/01/17 07:50	10/05/17 01:25	56-55-3	1p,Q
Benzo(a)pyrene	**0.025 U**	ug/L	0.10	0.025	1	10/01/17 07:50	10/05/17 01:25	50-32-8	1p,Q
Benzo(b)fluoranthene	**0.025 U**	ug/L	0.10	0.025	1	10/01/17 07:50	10/05/17 01:25	205-99-2	1p,Q
Benzo(g,h,i)perylene	**0.028 U**	ug/L	0.50	0.028	1	10/01/17 07:50	10/05/17 01:25	191-24-2	1p,CU, J(L1),Q
Benzo(k)fluoranthene	**0.025 U**	ug/L	0.50	0.025	1	10/01/17 07:50	10/05/17 01:25	207-08-9	1p,Q
Chrysene	**0.025 U**	ug/L	0.50	0.025	1	10/01/17 07:50	10/05/17 01:25	218-01-9	1p,Q
Dibenz(a,h)anthracene	**0.034 U**	ug/L	0.10	0.034	1	10/01/17 07:50	10/05/17 01:25	53-70-3	1p,Q
Fluoranthene	**0.025 U**	ug/L	0.50	0.025	1	10/01/17 07:50	10/05/17 01:25	206-44-0	1p,Q
Fluorene	**0.025 U**	ug/L	0.50	0.025	1	10/01/17 07:50	10/05/17 01:25	86-73-7	1p,Q
Indeno(1,2,3-cd)pyrene	**0.029 U**	ug/L	0.10	0.029	1	10/01/17 07:50	10/05/17 01:25	193-39-5	1p,Q
1-Methylnaphthalene	**1.0 U**	ug/L	2.0	1.0	1	10/01/17 07:50	10/05/17 01:25	90-12-0	1p,Q
2-Methylnaphthalene	**1.0 U**	ug/L	2.0	1.0	1	10/01/17 07:50	10/05/17 01:25	91-57-6	1p,Q
Naphthalene	**1.0 U**	ug/L	2.0	1.0	1	10/01/17 07:50	10/05/17 01:25	91-20-3	1p,Q
Phenanthrene	**0.050 U**	ug/L	0.50	0.050	1	10/01/17 07:50	10/05/17 01:25	85-01-8	1p,Q
Pyrene	**0.025 U**	ug/L	0.50	0.025	1	10/01/17 07:50	10/05/17 01:25	129-00-0	1p,Q
Surrogates									
2-Fluorobiphenyl (S)	55	%	33-101		1	10/01/17 07:50	10/05/17 01:25	321-60-8	

This report shall not be reproduced, except in full,
without the written consent of Pace Analytical Services, LLC.

Pace Analytical Services, LLC
3610 Park Central Blvd N
Pompano Beach, FL 33064
954-582-4300

ANALYTICAL RESULTS

Project: 09217186.00/Ludlum Trail
Pace Project No.: 35333909

Sample: SB-5 (2-4) **Lab ID: 35333909006** Collected: 09/01/17 12:36 Received: 09/01/17 18:00 Matrix: Solid

Results reported on a "dry weight" basis and are adjusted for percent moisture, sample size and any dilutions.

Parameters	Results	Units	PQL	MDL	DF	Prepared	Analyzed	CAS No.	Qual
8270 MSSV PAH by SIM SPLP	Analytical Method: EPA 8270 by SIM Preparation Method: EPA 3510 Leachate Method/Date: EPA 1312; 09/29/17 15:15								
Surrogates									
Terphenyl-d14 (S)	51	%	38-115		1	10/01/17 07:50	10/05/17 01:25	1718-51-0	
Percent Moisture	Analytical Method: ASTM D2974-87								
Percent Moisture	**4.6**	%	0.10	0.10	1		09/05/17 15:14		

This report shall not be reproduced, except in full,
without the written consent of Pace Analytical Services, LLC.

Pace Analytical Services, LLC
3610 Park Central Blvd N
Pompano Beach, FL 33064
954-582-4300

ANALYTICAL RESULTS

Project: 09217186.00/Ludlum Trail
Pace Project No.: 35333909

Sample: SB-17 (0-0.5) **Lab ID: 35333909007** Collected: 09/01/17 10:20 Received: 09/01/17 18:00 Matrix: Solid

Results reported on a "dry weight" basis and are adjusted for percent moisture, sample size and any dilutions.

Parameters	Results	Units	PQL	MDL	DF	Prepared	Analyzed	CAS No.	Qual
FL-PRO Soil Microwave	Analytical Method: FL-PRO Preparation Method: EPA 3546								
Petroleum Range Organics	**2.7 U**	mg/kg	4.3	2.7	1	09/06/17 09:45	09/08/17 14:55		
Surrogates									
o-Terphenyl (S)	66	%	62-109		1	09/06/17 09:45	09/08/17 14:55	84-15-1	
N-Pentatriacontane (S)	71	%	42-159		1	09/06/17 09:45	09/08/17 14:55	630-07-09	
6010 MET ICP	Analytical Method: EPA 6010 Preparation Method: EPA 3050								
Arsenic	**2.4**	mg/kg	0.52	0.26	1	09/06/17 18:50	09/14/17 00:54	7440-38-2	
Cadmium	**0.52 U**	mg/kg	1.0	0.52	20	09/06/17 18:50	09/15/17 14:11	7440-43-9	D3
Chromium	**6.5**	mg/kg	5.2	2.6	20	09/06/17 18:50	09/15/17 14:11	7440-47-3	D3
Copper	**2.6 U**	mg/kg	5.2	2.6	20	09/06/17 18:50	09/15/17 14:11	7440-50-8	D3
Lead	**5.2 U**	mg/kg	10.4	5.2	20	09/06/17 18:50	09/15/17 14:11	7439-92-1	D3
8270 MSSV Short List Microwave	Analytical Method: EPA 8270 Preparation Method: EPA 3546								
Acenaphthene	**0.013 U**	mg/kg	0.035	0.013	1	09/06/17 15:55	09/07/17 07:44	83-32-9	
Acenaphthylene	**0.011 U**	mg/kg	0.035	0.011	1	09/06/17 15:55	09/07/17 07:44	208-96-8	
Anthracene	**0.011 U**	mg/kg	0.035	0.011	1	09/06/17 15:55	09/07/17 07:44	120-12-7	
Benzo(a)anthracene	**0.013 I**	mg/kg	0.035	0.010	1	09/06/17 15:55	09/07/17 07:44	56-55-3	
Benzo(a)pyrene	**0.017 I**	mg/kg	0.035	0.0041	1	09/06/17 15:55	09/07/17 07:44	50-32-8	
Benzo(b)fluoranthene	**0.030 I**	mg/kg	0.035	0.026	1	09/06/17 15:55	09/07/17 07:44	205-99-2	
Benzo(g,h,i)perylene	**0.016 I**	mg/kg	0.035	0.013	1	09/06/17 15:55	09/07/17 07:44	191-24-2	
Benzo(k)fluoranthene	**0.0076 U**	mg/kg	0.035	0.0076	1	09/06/17 15:55	09/07/17 07:44	207-08-9	
Chrysene	**0.013 U**	mg/kg	0.035	0.013	1	09/06/17 15:55	09/07/17 07:44	218-01-9	
Dibenz(a,h)anthracene	**0.018 U**	mg/kg	0.035	0.018	1	09/06/17 15:55	09/07/17 07:44	53-70-3	
Fluoranthene	**0.011 U**	mg/kg	0.035	0.011	1	09/06/17 15:55	09/07/17 07:44	206-44-0	
Fluorene	**0.016 U**	mg/kg	0.035	0.016	1	09/06/17 15:55	09/07/17 07:44	86-73-7	
Indeno(1,2,3-cd)pyrene	**0.018 U**	mg/kg	0.035	0.018	1	09/06/17 15:55	09/07/17 07:44	193-39-5	
1-Methylnaphthalene	**0.012 U**	mg/kg	0.035	0.012	1	09/06/17 15:55	09/07/17 07:44	90-12-0	
2-Methylnaphthalene	**0.014 U**	mg/kg	0.035	0.014	1	09/06/17 15:55	09/07/17 07:44	91-57-6	
Naphthalene	**0.011 U**	mg/kg	0.035	0.011	1	09/06/17 15:55	09/07/17 07:44	91-20-3	
Phenanthrene	**0.013 U**	mg/kg	0.035	0.013	1	09/06/17 15:55	09/07/17 07:44	85-01-8	
Pyrene	**0.018 U**	mg/kg	0.035	0.018	1	09/06/17 15:55	09/07/17 07:44	129-00-0	
Surrogates									
Nitrobenzene-d5 (S)	50	%	16-123		1	09/06/17 15:55	09/07/17 07:44	4165-60-0	
2-Fluorobiphenyl (S)	69	%	32-129		1	09/06/17 15:55	09/07/17 07:44	321-60-8	
Terphenyl-d14 (S)	87	%	38-138		1	09/06/17 15:55	09/07/17 07:44	1718-51-0	
8260/5035A Volatile Organics	Analytical Method: EPA 8260								
Acetone	**0.013 I**	mg/kg	0.11	0.011	1		09/08/17 15:46	67-64-1	
Acetonitrile	**0.028 U**	mg/kg	0.054	0.028	1		09/08/17 15:46	75-05-8	
Benzene	**0.0017 U**	mg/kg	0.0054	0.0017	1		09/08/17 15:46	71-43-2	
Bromobenzene	**0.0022 U**	mg/kg	0.0054	0.0022	1		09/08/17 15:46	108-86-1	
Bromochloromethane	**0.0018 U**	mg/kg	0.0054	0.0018	1		09/08/17 15:46	74-97-5	
Bromodichloromethane	**0.0021 U**	mg/kg	0.0054	0.0021	1		09/08/17 15:46	75-27-4	
Bromoform	**0.0025 U**	mg/kg	0.0054	0.0025	1		09/08/17 15:46	75-25-2	
Bromomethane	**0.0027 U**	mg/kg	0.011	0.0027	1		09/08/17 15:46	74-83-9	

This report shall not be reproduced, except in full,
without the written consent of Pace Analytical Services, LLC.

Pace Analytical Services, LLC
3610 Park Central Blvd N
Pompano Beach, FL 33064
954-582-4300

ANALYTICAL RESULTS

Project: 09217186.00/Ludlum Trail
Pace Project No.: 35333909

Sample: SB-17 (0-0.5) **Lab ID: 35333909007** Collected: 09/01/17 10:20 Received: 09/01/17 18:00 Matrix: Solid

Results reported on a "dry weight" basis and are adjusted for percent moisture, sample size and any dilutions.

Parameters	Results	Units	PQL	MDL	DF	Prepared	Analyzed	CAS No.	Qual
8260/5035A Volatile Organics	Analytical Method: EPA 8260								
2-Butanone (MEK)	**0.0031 U**	mg/kg	0.11	0.0031	1		09/08/17 15:46	78-93-3	
n-Butylbenzene	**0.0020 U**	mg/kg	0.0054	0.0020	1		09/08/17 15:46	104-51-8	
sec-Butylbenzene	**0.0017 U**	mg/kg	0.0054	0.0017	1		09/08/17 15:46	135-98-8	
tert-Butylbenzene	**0.0022 U**	mg/kg	0.0054	0.0022	1		09/08/17 15:46	98-06-6	
Carbon disulfide	**0.0033 U**	mg/kg	0.011	0.0033	1		09/08/17 15:46	75-15-0	
Carbon tetrachloride	**0.0028 U**	mg/kg	0.0054	0.0028	1		09/08/17 15:46	56-23-5	
Chlorobenzene	**0.0021 U**	mg/kg	0.0054	0.0021	1		09/08/17 15:46	108-90-7	
Chloroethane	**0.0026 U**	mg/kg	0.011	0.0026	1		09/08/17 15:46	75-00-3	
Chloroform	**0.0017 U**	mg/kg	0.0054	0.0017	1		09/08/17 15:46	67-66-3	
Chloromethane	**0.0026 U**	mg/kg	0.011	0.0026	1		09/08/17 15:46	74-87-3	
2-Chlorotoluene	**0.0018 U**	mg/kg	0.0054	0.0018	1		09/08/17 15:46	95-49-8	
4-Chlorotoluene	**0.0020 U**	mg/kg	0.0054	0.0020	1		09/08/17 15:46	106-43-4	
Dibromochloromethane	**0.0020 U**	mg/kg	0.0054	0.0020	1		09/08/17 15:46	124-48-1	
Dibromomethane	**0.0027 U**	mg/kg	0.0054	0.0027	1		09/08/17 15:46	74-95-3	
1,2-Dichlorobenzene	**0.0021 U**	mg/kg	0.0054	0.0021	1		09/08/17 15:46	95-50-1	
1,3-Dichlorobenzene	**0.0022 U**	mg/kg	0.0054	0.0022	1		09/08/17 15:46	541-73-1	
1,4-Dichlorobenzene	**0.0018 U**	mg/kg	0.0054	0.0018	1		09/08/17 15:46	106-46-7	
Dichlorodifluoromethane	**0.0039 U**	mg/kg	0.011	0.0039	1		09/08/17 15:46	75-71-8	
1,1-Dichloroethane	**0.0016 U**	mg/kg	0.0054	0.0016	1		09/08/17 15:46	75-34-3	
1,2-Dichloroethane	**0.0024 U**	mg/kg	0.0054	0.0024	1		09/08/17 15:46	107-06-2	
1,1-Dichloroethene	**0.0020 U**	mg/kg	0.0054	0.0020	1		09/08/17 15:46	75-35-4	
cis-1,2-Dichloroethene	**0.0015 U**	mg/kg	0.0054	0.0015	1		09/08/17 15:46	156-59-2	
trans-1,2-Dichloroethene	**0.0021 U**	mg/kg	0.0054	0.0021	1		09/08/17 15:46	156-60-5	
1,2-Dichloropropane	**0.0018 U**	mg/kg	0.0054	0.0018	1		09/08/17 15:46	78-87-5	
1,3-Dichloropropane	**0.0021 U**	mg/kg	0.0054	0.0021	1		09/08/17 15:46	142-28-9	
2,2-Dichloropropane	**0.0018 U**	mg/kg	0.0054	0.0018	1		09/08/17 15:46	594-20-7	
1,1-Dichloropropene	**0.0016 U**	mg/kg	0.0054	0.0016	1		09/08/17 15:46	563-58-6	
cis-1,3-Dichloropropene	**0.0020 U**	mg/kg	0.0054	0.0020	1		09/08/17 15:46	10061-01-5	
trans-1,3-Dichloropropene	**0.0016 U**	mg/kg	0.0054	0.0016	1		09/08/17 15:46	10061-02-6	
Ethylbenzene	**0.0020 U**	mg/kg	0.0054	0.0020	1		09/08/17 15:46	100-41-4	
2-Hexanone	**0.0042 U**	mg/kg	0.054	0.0042	1		09/08/17 15:46	591-78-6	
Iodomethane	**0.011 U**	mg/kg	0.011	0.011	1		09/08/17 15:46	74-88-4	
Isopropylbenzene (Cumene)	**0.0021 U**	mg/kg	0.0054	0.0021	1		09/08/17 15:46	98-82-8	
p-Isopropyltoluene	**0.0018 U**	mg/kg	0.0054	0.0018	1		09/08/17 15:46	99-87-6	
Methylene Chloride	**0.0033 U**	mg/kg	0.022	0.0033	1		09/08/17 15:46	75-09-2	
4-Methyl-2-pentanone (MIBK)	**0.0040 U**	mg/kg	0.054	0.0040	1		09/08/17 15:46	108-10-1	
Methyl-tert-butyl ether	**0.0016 U**	mg/kg	0.0054	0.0016	1		09/08/17 15:46	1634-04-4	
n-Propylbenzene	**0.0018 U**	mg/kg	0.0054	0.0018	1		09/08/17 15:46	103-65-1	
Styrene	**0.0020 U**	mg/kg	0.0054	0.0020	1		09/08/17 15:46	100-42-5	
1,1,1,2-Tetrachloroethane	**0.0023 U**	mg/kg	0.0054	0.0023	1		09/08/17 15:46	630-20-6	
1,1,2,2-Tetrachloroethane	**0.0021 U**	mg/kg	0.0054	0.0021	1		09/08/17 15:46	79-34-5	
Tetrachloroethene	**0.0018 U**	mg/kg	0.0054	0.0018	1		09/08/17 15:46	127-18-4	
Toluene	**0.0020 U**	mg/kg	0.0054	0.0020	1		09/08/17 15:46	108-88-3	
1,2,3-Trichlorobenzene	**0.0024 U**	mg/kg	0.0054	0.0024	1		09/08/17 15:46	87-61-6	
1,2,4-Trichlorobenzene	**0.0017 U**	mg/kg	0.0054	0.0017	1		09/08/17 15:46	120-82-1	

This report shall not be reproduced, except in full,
without the written consent of Pace Analytical Services, LLC.

Pace Analytical Services, LLC
3610 Park Central Blvd N
Pompano Beach, FL 33064
954-582-4300

ANALYTICAL RESULTS

Project: 09217186.00/Ludlum Trail
Pace Project No.: 35333909

Sample: SB-17 (0-0.5) **Lab ID: 35333909007** Collected: 09/01/17 10:20 Received: 09/01/17 18:00 Matrix: Solid

Results reported on a "dry weight" basis and are adjusted for percent moisture, sample size and any dilutions.

Parameters	Results	Units	PQL	MDL	DF	Prepared	Analyzed	CAS No.	Qual
8260/5035A Volatile Organics	Analytical Method: EPA 8260								
1,1,1-Trichloroethane	**0.0020 U**	mg/kg	0.0054	0.0020	1		09/08/17 15:46	71-55-6	
1,1,2-Trichloroethane	**0.0023 U**	mg/kg	0.0054	0.0023	1		09/08/17 15:46	79-00-5	
Trichloroethene	**0.0023 U**	mg/kg	0.0054	0.0023	1		09/08/17 15:46	79-01-6	
Trichlorofluoromethane	**0.0024 U**	mg/kg	0.0054	0.0024	1		09/08/17 15:46	75-69-4	
1,2,3-Trichloropropane	**0.0017 U**	mg/kg	0.0054	0.0017	1		09/08/17 15:46	96-18-4	
1,2,3-Trimethylbenzene	**0.0018 U**	mg/kg	0.0054	0.0018	1		09/08/17 15:46	526-73-8	
1,2,4-Trimethylbenzene	**0.0022 U**	mg/kg	0.0054	0.0022	1		09/08/17 15:46	95-63-6	
1,3,5-Trimethylbenzene	**0.0020 U**	mg/kg	0.0054	0.0020	1		09/08/17 15:46	108-67-8	
Vinyl acetate	**0.0095 U**	mg/kg	0.054	0.0095	1		09/08/17 15:46	108-05-4	
Vinyl chloride	**0.0020 U**	mg/kg	0.011	0.0020	1		09/08/17 15:46	75-01-4	
Xylene (Total)	**0.0039 U**	mg/kg	0.011	0.0039	1		09/08/17 15:46	1330-20-7	
m&p-Xylene	**0.0039 U**	mg/kg	0.011	0.0039	1		09/08/17 15:46	179601-23-1	
o-Xylene	**0.0021 U**	mg/kg	0.0054	0.0021	1		09/08/17 15:46	95-47-6	
Surrogates									
Toluene-d8 (S)	102	%	70-130		1		09/08/17 15:46	2037-26-5	
4-Bromofluorobenzene (S)	97	%	70-130		1		09/08/17 15:46	460-00-4	
1,2-Dichloroethane-d4 (S)	98	%	70-132		1		09/08/17 15:46	17060-07-0	
Percent Moisture	Analytical Method: ASTM D2974-87								
Percent Moisture	**5.3**	%	0.10	0.10	1		09/05/17 15:14		

This report shall not be reproduced, except in full,
without the written consent of Pace Analytical Services, LLC.

Pace Analytical Services, LLC
3610 Park Central Blvd N
Pompano Beach, FL 33064
954-582-4300

ANALYTICAL RESULTS

Project: 09217186.00/Ludlum Trail
Pace Project No.: 35333909

Sample: SB-17 (0.5-2) **Lab ID: 35333909008** Collected: 09/01/17 10:23 Received: 09/01/17 18:00 Matrix: Solid

Results reported on a "dry weight" basis and are adjusted for percent moisture, sample size and any dilutions.

Parameters	Results	Units	PQL	MDL	DF	Prepared	Analyzed	CAS No.	Qual
FL-PRO Soil Microwave	Analytical Method: FL-PRO Preparation Method: EPA 3546								
Petroleum Range Organics	**2.8 U**	mg/kg	4.4	2.8	1	09/06/17 09:45	09/08/17 15:19		
Surrogates									
o-Terphenyl (S)	72	%	62-109		1	09/06/17 09:45	09/08/17 15:19	84-15-1	
N-Pentatriacontane (S)	102	%	42-159		1	09/06/17 09:45	09/08/17 15:19	630-07-09	
6010 MET ICP	Analytical Method: EPA 6010 Preparation Method: EPA 3050								
Arsenic	**56.4**	mg/kg	0.58	0.29	1	09/06/17 18:50	09/14/17 00:59	7440-38-2	
Cadmium	**0.18 I**	mg/kg	0.29	0.14	5	09/06/17 18:50	09/15/17 14:16	7440-43-9	D3
Chromium	**10.3**	mg/kg	0.29	0.14	1	09/06/17 18:50	09/14/17 00:59	7440-47-3	
Copper	**1.8**	mg/kg	1.4	0.72	5	09/06/17 18:50	09/15/17 14:16	7440-50-8	
Lead	**4.3**	mg/kg	2.9	1.4	5	09/06/17 18:50	09/15/17 14:16	7439-92-1	
8270 MSSV Short List Microwave	Analytical Method: EPA 8270 Preparation Method: EPA 3546								
Acenaphthene	**0.013 U**	mg/kg	0.036	0.013	1	09/06/17 15:55	09/07/17 08:06	83-32-9	
Acenaphthylene	**0.024 I**	mg/kg	0.036	0.011	1	09/06/17 15:55	09/07/17 08:06	208-96-8	
Anthracene	**0.013 I**	mg/kg	0.036	0.011	1	09/06/17 15:55	09/07/17 08:06	120-12-7	
Benzo(a)anthracene	**0.034 I**	mg/kg	0.036	0.011	1	09/06/17 15:55	09/07/17 08:06	56-55-3	
Benzo(a)pyrene	**0.051**	mg/kg	0.036	0.0043	1	09/06/17 15:55	09/07/17 08:06	50-32-8	
Benzo(b)fluoranthene	**0.077**	mg/kg	0.036	0.027	1	09/06/17 15:55	09/07/17 08:06	205-99-2	
Benzo(g,h,i)perylene	**0.047**	mg/kg	0.036	0.013	1	09/06/17 15:55	09/07/17 08:06	191-24-2	
Benzo(k)fluoranthene	**0.031 I**	mg/kg	0.036	0.0079	1	09/06/17 15:55	09/07/17 08:06	207-08-9	
Chrysene	**0.039**	mg/kg	0.036	0.013	1	09/06/17 15:55	09/07/17 08:06	218-01-9	
Dibenz(a,h)anthracene	**0.018 U**	mg/kg	0.036	0.018	1	09/06/17 15:55	09/07/17 08:06	53-70-3	
Fluoranthene	**0.029 I**	mg/kg	0.036	0.012	1	09/06/17 15:55	09/07/17 08:06	206-44-0	
Fluorene	**0.016 U**	mg/kg	0.036	0.016	1	09/06/17 15:55	09/07/17 08:06	86-73-7	
Indeno(1,2,3-cd)pyrene	**0.038**	mg/kg	0.036	0.018	1	09/06/17 15:55	09/07/17 08:06	193-39-5	
1-Methylnaphthalene	**0.013 U**	mg/kg	0.036	0.013	1	09/06/17 15:55	09/07/17 08:06	90-12-0	
2-Methylnaphthalene	**0.015 U**	mg/kg	0.036	0.015	1	09/06/17 15:55	09/07/17 08:06	91-57-6	
Naphthalene	**0.012 U**	mg/kg	0.036	0.012	1	09/06/17 15:55	09/07/17 08:06	91-20-3	
Phenanthrene	**0.014 U**	mg/kg	0.036	0.014	1	09/06/17 15:55	09/07/17 08:06	85-01-8	
Pyrene	**0.043**	mg/kg	0.036	0.018	1	09/06/17 15:55	09/07/17 08:06	129-00-0	
Surrogates									
Nitrobenzene-d5 (S)	46	%	16-123		1	09/06/17 15:55	09/07/17 08:06	4165-60-0	
2-Fluorobiphenyl (S)	60	%	32-129		1	09/06/17 15:55	09/07/17 08:06	321-60-8	
Terphenyl-d14 (S)	77	%	38-138		1	09/06/17 15:55	09/07/17 08:06	1718-51-0	
8260/5035A Volatile Organics	Analytical Method: EPA 8260								
Acetone	**0.055 I**	mg/kg	0.13	0.013	1		09/08/17 16:07	67-64-1	
Acetonitrile	**0.034 U**	mg/kg	0.065	0.034	1		09/08/17 16:07	75-05-8	
Benzene	**0.0021 U**	mg/kg	0.0065	0.0021	1		09/08/17 16:07	71-43-2	
Bromobenzene	**0.0026 U**	mg/kg	0.0065	0.0026	1		09/08/17 16:07	108-86-1	
Bromochloromethane	**0.0022 U**	mg/kg	0.0065	0.0022	1		09/08/17 16:07	74-97-5	
Bromodichloromethane	**0.0025 U**	mg/kg	0.0065	0.0025	1		09/08/17 16:07	75-27-4	
Bromoform	**0.0030 U**	mg/kg	0.0065	0.0030	1		09/08/17 16:07	75-25-2	
Bromomethane	**0.0032 U**	mg/kg	0.013	0.0032	1		09/08/17 16:07	74-83-9	

This report shall not be reproduced, except in full,
without the written consent of Pace Analytical Services, LLC.

Pace Analytical Services, LLC
3610 Park Central Blvd N
Pompano Beach, FL 33064
954-582-4300

ANALYTICAL RESULTS

Project: 09217186.00/Ludlum Trail
Pace Project No.: 35333909

Sample: SB-17 (0.5-2) **Lab ID: 35333909008** Collected: 09/01/17 10:23 Received: 09/01/17 18:00 Matrix: Solid

Results reported on a "dry weight" basis and are adjusted for percent moisture, sample size and any dilutions.

Parameters	Results	Units	PQL	MDL	DF	Prepared	Analyzed	CAS No.	Qual
8260/5035A Volatile Organics	Analytical Method: EPA 8260								
2-Butanone (MEK)	**0.0038 U**	mg/kg	0.13	0.0038	1		09/08/17 16:07	78-93-3	
n-Butylbenzene	**0.0023 U**	mg/kg	0.0065	0.0023	1		09/08/17 16:07	104-51-8	
sec-Butylbenzene	**0.0021 U**	mg/kg	0.0065	0.0021	1		09/08/17 16:07	135-98-8	
tert-Butylbenzene	**0.0026 U**	mg/kg	0.0065	0.0026	1		09/08/17 16:07	98-06-6	
Carbon disulfide	**0.0039 U**	mg/kg	0.013	0.0039	1		09/08/17 16:07	75-15-0	
Carbon tetrachloride	**0.0034 U**	mg/kg	0.0065	0.0034	1		09/08/17 16:07	56-23-5	
Chlorobenzene	**0.0025 U**	mg/kg	0.0065	0.0025	1		09/08/17 16:07	108-90-7	
Chloroethane	**0.0031 U**	mg/kg	0.013	0.0031	1		09/08/17 16:07	75-00-3	
Chloroform	**0.0021 U**	mg/kg	0.0065	0.0021	1		09/08/17 16:07	67-66-3	
Chloromethane	**0.0031 U**	mg/kg	0.013	0.0031	1		09/08/17 16:07	74-87-3	
2-Chlorotoluene	**0.0022 U**	mg/kg	0.0065	0.0022	1		09/08/17 16:07	95-49-8	
4-Chlorotoluene	**0.0023 U**	mg/kg	0.0065	0.0023	1		09/08/17 16:07	106-43-4	
Dibromochloromethane	**0.0023 U**	mg/kg	0.0065	0.0023	1		09/08/17 16:07	124-48-1	
Dibromomethane	**0.0032 U**	mg/kg	0.0065	0.0032	1		09/08/17 16:07	74-95-3	
1,2-Dichlorobenzene	**0.0025 U**	mg/kg	0.0065	0.0025	1		09/08/17 16:07	95-50-1	
1,3-Dichlorobenzene	**0.0026 U**	mg/kg	0.0065	0.0026	1		09/08/17 16:07	541-73-1	
1,4-Dichlorobenzene	**0.0022 U**	mg/kg	0.0065	0.0022	1		09/08/17 16:07	106-46-7	
Dichlorodifluoromethane	**0.0047 U**	mg/kg	0.013	0.0047	1		09/08/17 16:07	75-71-8	
1,1-Dichloroethane	**0.0019 U**	mg/kg	0.0065	0.0019	1		09/08/17 16:07	75-34-3	
1,2-Dichloroethane	**0.0028 U**	mg/kg	0.0065	0.0028	1		09/08/17 16:07	107-06-2	
1,1-Dichloroethene	**0.0023 U**	mg/kg	0.0065	0.0023	1		09/08/17 16:07	75-35-4	
cis-1,2-Dichloroethene	**0.0018 U**	mg/kg	0.0065	0.0018	1		09/08/17 16:07	156-59-2	
trans-1,2-Dichloroethene	**0.0025 U**	mg/kg	0.0065	0.0025	1		09/08/17 16:07	156-60-5	
1,2-Dichloropropane	**0.0022 U**	mg/kg	0.0065	0.0022	1		09/08/17 16:07	78-87-5	
1,3-Dichloropropane	**0.0025 U**	mg/kg	0.0065	0.0025	1		09/08/17 16:07	142-28-9	
2,2-Dichloropropane	**0.0022 U**	mg/kg	0.0065	0.0022	1		09/08/17 16:07	594-20-7	
1,1-Dichloropropene	**0.0019 U**	mg/kg	0.0065	0.0019	1		09/08/17 16:07	563-58-6	
cis-1,3-Dichloropropene	**0.0023 U**	mg/kg	0.0065	0.0023	1		09/08/17 16:07	10061-01-5	
trans-1,3-Dichloropropene	**0.0019 U**	mg/kg	0.0065	0.0019	1		09/08/17 16:07	10061-02-6	
Ethylbenzene	**0.0023 U**	mg/kg	0.0065	0.0023	1		09/08/17 16:07	100-41-4	
2-Hexanone	**0.0050 U**	mg/kg	0.065	0.0050	1		09/08/17 16:07	591-78-6	
Iodomethane	**0.013 U**	mg/kg	0.013	0.013	1		09/08/17 16:07	74-88-4	
Isopropylbenzene (Cumene)	**0.0025 U**	mg/kg	0.0065	0.0025	1		09/08/17 16:07	98-82-8	
p-Isopropyltoluene	**0.0022 U**	mg/kg	0.0065	0.0022	1		09/08/17 16:07	99-87-6	
Methylene Chloride	**0.0039 U**	mg/kg	0.026	0.0039	1		09/08/17 16:07	75-09-2	
4-Methyl-2-pentanone (MIBK)	**0.0048 U**	mg/kg	0.065	0.0048	1		09/08/17 16:07	108-10-1	
Methyl-tert-butyl ether	**0.0019 U**	mg/kg	0.0065	0.0019	1		09/08/17 16:07	1634-04-4	
n-Propylbenzene	**0.0022 U**	mg/kg	0.0065	0.0022	1		09/08/17 16:07	103-65-1	
Styrene	**0.0023 U**	mg/kg	0.0065	0.0023	1		09/08/17 16:07	100-42-5	
1,1,1,2-Tetrachloroethane	**0.0027 U**	mg/kg	0.0065	0.0027	1		09/08/17 16:07	630-20-6	
1,1,2,2-Tetrachloroethane	**0.0025 U**	mg/kg	0.0065	0.0025	1		09/08/17 16:07	79-34-5	
Tetrachloroethene	**0.0022 U**	mg/kg	0.0065	0.0022	1		09/08/17 16:07	127-18-4	
Toluene	**0.0023 U**	mg/kg	0.0065	0.0023	1		09/08/17 16:07	108-88-3	
1,2,3-Trichlorobenzene	**0.0028 U**	mg/kg	0.0065	0.0028	1		09/08/17 16:07	87-61-6	
1,2,4-Trichlorobenzene	**0.0021 U**	mg/kg	0.0065	0.0021	1		09/08/17 16:07	120-82-1	

This report shall not be reproduced, except in full,
without the written consent of Pace Analytical Services, LLC.

Pace Analytical Services, LLC
3610 Park Central Blvd N
Pompano Beach, FL 33064
954-582-4300

ANALYTICAL RESULTS

Project: 09217186.00/Ludlum Trail
Pace Project No.: 35333909

Sample: SB-17 (0.5-2) **Lab ID: 35333909008** Collected: 09/01/17 10:23 Received: 09/01/17 18:00 Matrix: Solid

Results reported on a "dry weight" basis and are adjusted for percent moisture, sample size and any dilutions.

Parameters	Results	Units	PQL	MDL	DF	Prepared	Analyzed	CAS No.	Qual
8260/5035A Volatile Organics	Analytical Method: EPA 8260								
1,1,1-Trichloroethane	**0.0023 U**	mg/kg	0.0065	0.0023	1		09/08/17 16:07	71-55-6	
1,1,2-Trichloroethane	**0.0027 U**	mg/kg	0.0065	0.0027	1		09/08/17 16:07	79-00-5	
Trichloroethene	**0.0027 U**	mg/kg	0.0065	0.0027	1		09/08/17 16:07	79-01-6	
Trichlorofluoromethane	**0.0028 U**	mg/kg	0.0065	0.0028	1		09/08/17 16:07	75-69-4	
1,2,3-Trichloropropane	**0.0021 U**	mg/kg	0.0065	0.0021	1		09/08/17 16:07	96-18-4	
1,2,3-Trimethylbenzene	**0.0022 U**	mg/kg	0.0065	0.0022	1		09/08/17 16:07	526-73-8	
1,2,4-Trimethylbenzene	**0.0026 U**	mg/kg	0.0065	0.0026	1		09/08/17 16:07	95-63-6	
1,3,5-Trimethylbenzene	**0.0023 U**	mg/kg	0.0065	0.0023	1		09/08/17 16:07	108-67-8	
Vinyl acetate	**0.011 U**	mg/kg	0.065	0.011	1		09/08/17 16:07	108-05-4	
Vinyl chloride	**0.0023 U**	mg/kg	0.013	0.0023	1		09/08/17 16:07	75-01-4	
Xylene (Total)	**0.0047 U**	mg/kg	0.013	0.0047	1		09/08/17 16:07	1330-20-7	
m&p-Xylene	**0.0047 U**	mg/kg	0.013	0.0047	1		09/08/17 16:07	179601-23-1	
o-Xylene	**0.0025 U**	mg/kg	0.0065	0.0025	1		09/08/17 16:07	95-47-6	
Surrogates									
Toluene-d8 (S)	101	%	70-130		1		09/08/17 16:07	2037-26-5	
4-Bromofluorobenzene (S)	92	%	70-130		1		09/08/17 16:07	460-00-4	
1,2-Dichloroethane-d4 (S)	98	%	70-132		1		09/08/17 16:07	17060-07-0	
Percent Moisture	Analytical Method: ASTM D2974-87								
Percent Moisture	**8.5**	%	0.10	0.10	1		09/05/17 15:18		

This report shall not be reproduced, except in full,
without the written consent of Pace Analytical Services, LLC.

Pace Analytical Services, LLC
3610 Park Central Blvd N
Pompano Beach, FL 33064
954-582-4300

ANALYTICAL RESULTS

Project: 09217186.00/Ludlum Trail
Pace Project No.: 35333909

Sample: SB-17 (2-4) **Lab ID: 35333909009** Collected: 09/01/17 10:26 Received: 09/01/17 18:00 Matrix: Solid

Results reported on a "dry weight" basis and are adjusted for percent moisture, sample size and any dilutions.

Parameters	Results	Units	PQL	MDL	DF	Prepared	Analyzed	CAS No.	Qual
Percent Moisture	Analytical Method: ASTM D2974-87								
Percent Moisture	**13.7**	%	0.10	0.10	1		09/05/17 15:18		

This report shall not be reproduced, except in full,
without the written consent of Pace Analytical Services, LLC.

Pace Analytical Services, LLC
3610 Park Central Blvd N
Pompano Beach, FL 33064
954-582-4300

ANALYTICAL RESULTS

Project: 09217186.00/Ludlum Trail
Pace Project No.: 35333909

Sample: SB-23 (0-0.5) **Lab ID: 35333909010** Collected: 08/31/17 15:20 Received: 09/01/17 18:00 Matrix: Solid

Results reported on a "dry weight" basis and are adjusted for percent moisture, sample size and any dilutions.

Parameters	Results	Units	PQL	MDL	DF	Prepared	Analyzed	CAS No.	Qual
FL-PRO Soil Microwave	Analytical Method: FL-PRO Preparation Method: EPA 3546								
Petroleum Range Organics	**304**	mg/kg	9.8	6.2	1	09/06/17 09:45	09/08/17 15:19		
Surrogates									
o-Terphenyl (S)	115	%	62-109		1	09/06/17 09:45	09/08/17 15:19	84-15-1	J(S5)
N-Pentatriacontane (S)	90	%	42-159		1	09/06/17 09:45	09/08/17 15:19	630-07-09	
6010 MET ICP	Analytical Method: EPA 6010 Preparation Method: EPA 3050								
Arsenic	**12.7**	mg/kg	2.7	1.4	5	09/06/17 18:50	09/15/17 14:31	7440-38-2	
Cadmium	**0.46**	mg/kg	0.27	0.14	5	09/06/17 18:50	09/15/17 14:31	7440-43-9	
Chromium	**8.5**	mg/kg	1.4	0.68	5	09/06/17 18:50	09/15/17 14:31	7440-47-3	
Copper	**15.9**	mg/kg	1.4	0.68	5	09/06/17 18:50	09/15/17 14:31	7440-50-8	
Lead	**31.8**	mg/kg	2.7	1.4	5	09/06/17 18:50	09/15/17 14:31	7439-92-1	
8270 MSSV Short List Microwave	Analytical Method: EPA 8270 Preparation Method: EPA 3546								
Acenaphthene	**0.047 I**	mg/kg	0.10	0.037	1	09/06/17 15:55	09/07/17 08:28	83-32-9	D3
Acenaphthylene	**2.9**	mg/kg	0.10	0.031	1	09/06/17 15:55	09/07/17 08:28	208-96-8	D3
Anthracene	**2.6**	mg/kg	0.10	0.031	1	09/06/17 15:55	09/07/17 08:28	120-12-7	D3
Benzo(a)anthracene	**8.7**	mg/kg	0.50	0.14	5	09/06/17 15:55	09/13/17 15:08	56-55-3	D3
Benzo(a)pyrene	**10.1**	mg/kg	0.50	0.058	5	09/06/17 15:55	09/13/17 15:08	50-32-8	D3
Benzo(b)fluoranthene	**16.4**	mg/kg	0.50	0.38	5	09/06/17 15:55	09/13/17 15:08	205-99-2	D3
Benzo(g,h,i)perylene	**9.9**	mg/kg	0.10	0.036	1	09/06/17 15:55	09/07/17 08:28	191-24-2	D3
Benzo(k)fluoranthene	**8.0**	mg/kg	0.10	0.022	1	09/06/17 15:55	09/07/17 08:28	207-08-9	D3
Chrysene	**11.7**	mg/kg	0.50	0.18	5	09/06/17 15:55	09/13/17 15:08	218-01-9	D3
Dibenz(a,h)anthracene	**2.8**	mg/kg	0.10	0.050	1	09/06/17 15:55	09/07/17 08:28	53-70-3	D3
Fluoranthene	**12.0**	mg/kg	0.50	0.16	5	09/06/17 15:55	09/13/17 15:08	206-44-0	D3
Fluorene	**0.16**	mg/kg	0.10	0.045	1	09/06/17 15:55	09/07/17 08:28	86-73-7	D3
Indeno(1,2,3-cd)pyrene	**9.1**	mg/kg	0.10	0.050	1	09/06/17 15:55	09/07/17 08:28	193-39-5	D3
1-Methylnaphthalene	**0.075 I**	mg/kg	0.10	0.035	1	09/06/17 15:55	09/07/17 08:28	90-12-0	D3
2-Methylnaphthalene	**0.083 I**	mg/kg	0.10	0.040	1	09/06/17 15:55	09/07/17 08:28	91-57-6	D3
Naphthalene	**0.12**	mg/kg	0.10	0.032	1	09/06/17 15:55	09/07/17 08:28	91-20-3	D3
Phenanthrene	**2.3**	mg/kg	0.10	0.038	1	09/06/17 15:55	09/07/17 08:28	85-01-8	D3
Pyrene	**12.2**	mg/kg	0.50	0.25	5	09/06/17 15:55	09/13/17 15:08	129-00-0	D3
Surrogates									
Nitrobenzene-d5 (S)	65	%	16-123		1	09/06/17 15:55	09/07/17 08:28	4165-60-0	
2-Fluorobiphenyl (S)	84	%	32-129		1	09/06/17 15:55	09/07/17 08:28	321-60-8	
Terphenyl-d14 (S)	94	%	38-138		1	09/06/17 15:55	09/07/17 08:28	1718-51-0	
8270 MSSV PAH by SIM SPLP	Analytical Method: EPA 8270 by SIM Preparation Method: EPA 3510 Leachate Method/Date: EPA 1312; 09/29/17 15:15								
Acenaphthene	**0.025 U**	ug/L	0.50	0.025	1	10/01/17 07:50	10/05/17 01:47	83-32-9	1p,Q
Acenaphthylene	**0.025 U**	ug/L	0.50	0.025	1	10/01/17 07:50	10/05/17 01:47	208-96-8	1p,Q
Anthracene	**0.025 U**	ug/L	0.50	0.025	1	10/01/17 07:50	10/05/17 01:47	120-12-7	1p,Q
Benzo(a)anthracene	**1.7**	ug/L	0.10	0.025	1	10/01/17 07:50	10/05/17 01:47	56-55-3	1p,Q
Benzo(a)pyrene	**0.025 U**	ug/L	0.10	0.025	1	10/01/17 07:50	10/05/17 01:47	50-32-8	1p,Q
Benzo(b)fluoranthene	**0.76**	ug/L	0.10	0.025	1	10/01/17 07:50	10/05/17 01:47	205-99-2	1p,Q

This report shall not be reproduced, except in full,
without the written consent of Pace Analytical Services, LLC.

Pace Analytical Services, LLC
3610 Park Central Blvd N
Pompano Beach, FL 33064
954-582-4300

ANALYTICAL RESULTS

Project: 09217186.00/Ludlum Trail
Pace Project No.: 35333909

Sample: SB-23 (0-0.5) **Lab ID: 35333909010** Collected: 08/31/17 15:20 Received: 09/01/17 18:00 Matrix: Solid

Results reported on a "dry weight" basis and are adjusted for percent moisture, sample size and any dilutions.

Parameters	Results	Units	PQL	MDL	DF	Prepared	Analyzed	CAS No.	Qual
8270 MSSV PAH by SIM SPLP	Analytical Method: EPA 8270 by SIM Preparation Method: EPA 3510 Leachate Method/Date: EPA 1312; 09/29/17 15:15								
Benzo(g,h,i)perylene	**0.028 U**	ug/L	0.50	0.028	1	10/01/17 07:50	10/05/17 01:47	191-24-2	1p,CU, J(L1),Q
Benzo(k)fluoranthene	**0.025 U**	ug/L	0.50	0.025	1	10/01/17 07:50	10/05/17 01:47	207-08-9	1p,Q
Chrysene	**0.31 I**	ug/L	0.50	0.025	1	10/01/17 07:50	10/05/17 01:47	218-01-9	1p,Q
Dibenz(a,h)anthracene	**0.034 U**	ug/L	0.10	0.034	1	10/01/17 07:50	10/05/17 01:47	53-70-3	1p,Q
Fluoranthene	**1.3**	ug/L	0.50	0.025	1	10/01/17 07:50	10/05/17 01:47	206-44-0	1p,Q
Fluorene	**0.025 U**	ug/L	0.50	0.025	1	10/01/17 07:50	10/05/17 01:47	86-73-7	1p,Q
Indeno(1,2,3-cd)pyrene	**0.029 U**	ug/L	0.10	0.029	1	10/01/17 07:50	10/05/17 01:47	193-39-5	1p,Q
1-Methylnaphthalene	**1.0 U**	ug/L	2.0	1.0	1	10/01/17 07:50	10/05/17 01:47	90-12-0	1p,Q
2-Methylnaphthalene	**1.0 U**	ug/L	2.0	1.0	1	10/01/17 07:50	10/05/17 01:47	91-57-6	1p,Q
Naphthalene	**1.0 U**	ug/L	2.0	1.0	1	10/01/17 07:50	10/05/17 01:47	91-20-3	1p,Q
Phenanthrene	**0.050 U**	ug/L	0.50	0.050	1	10/01/17 07:50	10/05/17 01:47	85-01-8	1p,Q
Pyrene	**0.92**	ug/L	0.50	0.025	1	10/01/17 07:50	10/05/17 01:47	129-00-0	1p,Q
Surrogates									
2-Fluorobiphenyl (S)	65	%	33-101		1	10/01/17 07:50	10/05/17 01:47	321-60-8	
Terphenyl-d14 (S)	55	%	38-115		1	10/01/17 07:50	10/05/17 01:47	1718-51-0	
8260/5035A Volatile Organics	Analytical Method: EPA 8260								
Acetone	**0.066 I**	mg/kg	0.091	0.0091	1		09/08/17 16:27	67-64-1	
Acetonitrile	**0.024 U**	mg/kg	0.046	0.024	1		09/08/17 16:27	75-05-8	
Benzene	**0.0015 U**	mg/kg	0.0046	0.0015	1		09/08/17 16:27	71-43-2	
Bromobenzene	**0.0018 U**	mg/kg	0.0046	0.0018	1		09/08/17 16:27	108-86-1	
Bromochloromethane	**0.0016 U**	mg/kg	0.0046	0.0016	1		09/08/17 16:27	74-97-5	
Bromodichloromethane	**0.0017 U**	mg/kg	0.0046	0.0017	1		09/08/17 16:27	75-27-4	
Bromoform	**0.0021 U**	mg/kg	0.0046	0.0021	1		09/08/17 16:27	75-25-2	
Bromomethane	**0.0023 U**	mg/kg	0.0091	0.0023	1		09/08/17 16:27	74-83-9	
2-Butanone (MEK)	**0.0027 U**	mg/kg	0.091	0.0027	1		09/08/17 16:27	78-93-3	
n-Butylbenzene	**0.0016 U**	mg/kg	0.0046	0.0016	1		09/08/17 16:27	104-51-8	
sec-Butylbenzene	**0.0015 U**	mg/kg	0.0046	0.0015	1		09/08/17 16:27	135-98-8	
tert-Butylbenzene	**0.0018 U**	mg/kg	0.0046	0.0018	1		09/08/17 16:27	98-06-6	
Carbon disulfide	**0.0027 U**	mg/kg	0.0091	0.0027	1		09/08/17 16:27	75-15-0	
Carbon tetrachloride	**0.0024 U**	mg/kg	0.0046	0.0024	1		09/08/17 16:27	56-23-5	
Chlorobenzene	**0.0017 U**	mg/kg	0.0046	0.0017	1		09/08/17 16:27	108-90-7	
Chloroethane	**0.0022 U**	mg/kg	0.0091	0.0022	1		09/08/17 16:27	75-00-3	
Chloroform	**0.0015 U**	mg/kg	0.0046	0.0015	1		09/08/17 16:27	67-66-3	
Chloromethane	**0.0022 U**	mg/kg	0.0091	0.0022	1		09/08/17 16:27	74-87-3	
2-Chlorotoluene	**0.0016 U**	mg/kg	0.0046	0.0016	1		09/08/17 16:27	95-49-8	
4-Chlorotoluene	**0.0016 U**	mg/kg	0.0046	0.0016	1		09/08/17 16:27	106-43-4	
Dibromochloromethane	**0.0016 U**	mg/kg	0.0046	0.0016	1		09/08/17 16:27	124-48-1	
Dibromomethane	**0.0023 U**	mg/kg	0.0046	0.0023	1		09/08/17 16:27	74-95-3	
1,2-Dichlorobenzene	**0.0017 U**	mg/kg	0.0046	0.0017	1		09/08/17 16:27	95-50-1	
1,3-Dichlorobenzene	**0.0018 U**	mg/kg	0.0046	0.0018	1		09/08/17 16:27	541-73-1	
1,4-Dichlorobenzene	**0.0016 U**	mg/kg	0.0046	0.0016	1		09/08/17 16:27	106-46-7	
Dichlorodifluoromethane	**0.0033 U**	mg/kg	0.0091	0.0033	1		09/08/17 16:27	75-71-8	

This report shall not be reproduced, except in full,
without the written consent of Pace Analytical Services, LLC.

Pace Analytical Services, LLC
3610 Park Central Blvd N
Pompano Beach, FL 33064
954-582-4300

ANALYTICAL RESULTS

Project: 09217186.00/Ludlum Trail
Pace Project No.: 35333909

Sample: SB-23 (0-0.5) **Lab ID: 35333909010** Collected: 08/31/17 15:20 Received: 09/01/17 18:00 Matrix: Solid

Results reported on a "dry weight" basis and are adjusted for percent moisture, sample size and any dilutions.

Parameters	Results	Units	PQL	MDL	DF	Prepared	Analyzed	CAS No.	Qual
8260/5035A Volatile Organics	Analytical Method: EPA 8260								
1,1-Dichloroethane	**0.0014 U**	mg/kg	0.0046	0.0014	1		09/08/17 16:27	75-34-3	
1,2-Dichloroethane	**0.0020 U**	mg/kg	0.0046	0.0020	1		09/08/17 16:27	107-06-2	
1,1-Dichloroethene	**0.0016 U**	mg/kg	0.0046	0.0016	1		09/08/17 16:27	75-35-4	
cis-1,2-Dichloroethene	**0.0013 U**	mg/kg	0.0046	0.0013	1		09/08/17 16:27	156-59-2	
trans-1,2-Dichloroethene	**0.0017 U**	mg/kg	0.0046	0.0017	1		09/08/17 16:27	156-60-5	
1,2-Dichloropropane	**0.0016 U**	mg/kg	0.0046	0.0016	1		09/08/17 16:27	78-87-5	
1,3-Dichloropropane	**0.0017 U**	mg/kg	0.0046	0.0017	1		09/08/17 16:27	142-28-9	
2,2-Dichloropropane	**0.0016 U**	mg/kg	0.0046	0.0016	1		09/08/17 16:27	594-20-7	
1,1-Dichloropropene	**0.0014 U**	mg/kg	0.0046	0.0014	1		09/08/17 16:27	563-58-6	
cis-1,3-Dichloropropene	**0.0016 U**	mg/kg	0.0046	0.0016	1		09/08/17 16:27	10061-01-5	
trans-1,3-Dichloropropene	**0.0014 U**	mg/kg	0.0046	0.0014	1		09/08/17 16:27	10061-02-6	
Ethylbenzene	**0.0016 U**	mg/kg	0.0046	0.0016	1		09/08/17 16:27	100-41-4	
2-Hexanone	**0.0036 U**	mg/kg	0.046	0.0036	1		09/08/17 16:27	591-78-6	
Iodomethane	**0.0091 U**	mg/kg	0.0091	0.0091	1		09/08/17 16:27	74-88-4	
Isopropylbenzene (Cumene)	**0.0017 U**	mg/kg	0.0046	0.0017	1		09/08/17 16:27	98-82-8	
p-Isopropyltoluene	**0.0016 U**	mg/kg	0.0046	0.0016	1		09/08/17 16:27	99-87-6	
Methylene Chloride	**0.0027 U**	mg/kg	0.018	0.0027	1		09/08/17 16:27	75-09-2	
4-Methyl-2-pentanone (MIBK)	**0.0034 U**	mg/kg	0.046	0.0034	1		09/08/17 16:27	108-10-1	
Methyl-tert-butyl ether	**0.0014 U**	mg/kg	0.0046	0.0014	1		09/08/17 16:27	1634-04-4	
n-Propylbenzene	**0.0016 U**	mg/kg	0.0046	0.0016	1		09/08/17 16:27	103-65-1	
Styrene	**0.0016 U**	mg/kg	0.0046	0.0016	1		09/08/17 16:27	100-42-5	
1,1,1,2-Tetrachloroethane	**0.0019 U**	mg/kg	0.0046	0.0019	1		09/08/17 16:27	630-20-6	
1,1,2,2-Tetrachloroethane	**0.0017 U**	mg/kg	0.0046	0.0017	1		09/08/17 16:27	79-34-5	
Tetrachloroethene	**0.0016 U**	mg/kg	0.0046	0.0016	1		09/08/17 16:27	127-18-4	
Toluene	**0.0016 U**	mg/kg	0.0046	0.0016	1		09/08/17 16:27	108-88-3	
1,2,3-Trichlorobenzene	**0.0020 U**	mg/kg	0.0046	0.0020	1		09/08/17 16:27	87-61-6	
1,2,4-Trichlorobenzene	**0.0015 U**	mg/kg	0.0046	0.0015	1		09/08/17 16:27	120-82-1	
1,1,1-Trichloroethane	**0.0016 U**	mg/kg	0.0046	0.0016	1		09/08/17 16:27	71-55-6	
1,1,2-Trichloroethane	**0.0019 U**	mg/kg	0.0046	0.0019	1		09/08/17 16:27	79-00-5	
Trichloroethene	**0.0019 U**	mg/kg	0.0046	0.0019	1		09/08/17 16:27	79-01-6	
Trichlorofluoromethane	**0.0020 U**	mg/kg	0.0046	0.0020	1		09/08/17 16:27	75-69-4	
1,2,3-Trichloropropane	**0.0015 U**	mg/kg	0.0046	0.0015	1		09/08/17 16:27	96-18-4	
1,2,3-Trimethylbenzene	**0.0016 U**	mg/kg	0.0046	0.0016	1		09/08/17 16:27	526-73-8	
1,2,4-Trimethylbenzene	**0.0018 U**	mg/kg	0.0046	0.0018	1		09/08/17 16:27	95-63-6	
1,3,5-Trimethylbenzene	**0.0016 U**	mg/kg	0.0046	0.0016	1		09/08/17 16:27	108-67-8	
Vinyl acetate	**0.0081 U**	mg/kg	0.046	0.0081	1		09/08/17 16:27	108-05-4	
Vinyl chloride	**0.0016 U**	mg/kg	0.0091	0.0016	1		09/08/17 16:27	75-01-4	
Xylene (Total)	**0.0033 U**	mg/kg	0.0091	0.0033	1		09/08/17 16:27	1330-20-7	
m&p-Xylene	**0.0033 U**	mg/kg	0.0091	0.0033	1		09/08/17 16:27	179601-23-1	
o-Xylene	**0.0017 U**	mg/kg	0.0046	0.0017	1		09/08/17 16:27	95-47-6	
Surrogates									
Toluene-d8 (S)	101	%	70-130		1		09/08/17 16:27	2037-26-5	
4-Bromofluorobenzene (S)	97	%	70-130		1		09/08/17 16:27	460-00-4	
1,2-Dichloroethane-d4 (S)	95	%	70-132		1		09/08/17 16:27	17060-07-0	

This report shall not be reproduced, except in full,
without the written consent of Pace Analytical Services, LLC.

Pace Analytical Services, LLC
3610 Park Central Blvd N
Pompano Beach, FL 33064
954-582-4300

ANALYTICAL RESULTS

Project: 09217186.00/Ludlum Trail
Pace Project No.: 35333909

Sample: SB-23 (0-0.5) **Lab ID: 35333909010** Collected: 08/31/17 15:20 Received: 09/01/17 18:00 Matrix: Solid

Results reported on a "dry weight" basis and are adjusted for percent moisture, sample size and any dilutions.

Parameters	Results	Units	PQL	MDL	DF	Prepared	Analyzed	CAS No.	Qual
Percent Moisture	Analytical Method: ASTM D2974-87								
Percent Moisture	**2.7**	%	0.10	0.10	1		09/05/17 15:18		

This report shall not be reproduced, except in full,
without the written consent of Pace Analytical Services, LLC.

Pace Analytical Services, LLC
3610 Park Central Blvd N
Pompano Beach, FL 33064
954-582-4300

ANALYTICAL RESULTS

Project: 09217186.00/Ludlum Trail
Pace Project No.: 35333909

Sample: SB-23 (0.5-2) **Lab ID: 35333909011** Collected: 08/31/17 15:20 Received: 09/01/17 18:00 Matrix: Solid

Results reported on a "dry weight" basis and are adjusted for percent moisture, sample size and any dilutions.

Parameters	Results	Units	PQL	MDL	DF	Prepared	Analyzed	CAS No.	Qual
FL-PRO Soil Microwave	Analytical Method: FL-PRO Preparation Method: EPA 3546								
Petroleum Range Organics	**2.7 U**	mg/kg	4.2	2.7	1	09/06/17 09:45	09/08/17 15:43		
Surrogates									
o-Terphenyl (S)	74	%	62-109		1	09/06/17 09:45	09/08/17 15:43	84-15-1	
N-Pentatriacontane (S)	111	%	42-159		1	09/06/17 09:45	09/08/17 15:43	630-07-09	
6010 MET ICP	Analytical Method: EPA 6010 Preparation Method: EPA 3050								
Arsenic	**2.0**	mg/kg	0.55	0.27	1	09/06/17 18:50	09/14/17 01:09	7440-38-2	
Cadmium	**0.14 U**	mg/kg	0.27	0.14	5	09/06/17 18:50	09/15/17 14:36	7440-43-9	
Chromium	**3.1**	mg/kg	0.27	0.14	1	09/06/17 18:50	09/14/17 01:09	7440-47-3	
Copper	**0.79 I**	mg/kg	1.4	0.68	5	09/06/17 18:50	09/15/17 14:36	7440-50-8	
Lead	**1.4 U**	mg/kg	2.7	1.4	5	09/06/17 18:50	09/15/17 14:36	7439-92-1	
8270 MSSV Short List Microwave	Analytical Method: EPA 8270 Preparation Method: EPA 3546								
Acenaphthene	**0.013 U**	mg/kg	0.035	0.013	1	09/06/17 15:55	09/07/17 08:50	83-32-9	
Acenaphthylene	**0.018 I**	mg/kg	0.035	0.011	1	09/06/17 15:55	09/07/17 08:50	208-96-8	
Anthracene	**0.024 I**	mg/kg	0.035	0.011	1	09/06/17 15:55	09/07/17 08:50	120-12-7	
Benzo(a)anthracene	**0.021 I**	mg/kg	0.035	0.010	1	09/06/17 15:55	09/07/17 08:50	56-55-3	
Benzo(a)pyrene	**0.021 I**	mg/kg	0.035	0.0041	1	09/06/17 15:55	09/07/17 08:50	50-32-8	
Benzo(b)fluoranthene	**0.029 I**	mg/kg	0.035	0.026	1	09/06/17 15:55	09/07/17 08:50	205-99-2	
Benzo(g,h,i)perylene	**0.018 I**	mg/kg	0.035	0.013	1	09/06/17 15:55	09/07/17 08:50	191-24-2	
Benzo(k)fluoranthene	**0.018 I**	mg/kg	0.035	0.0075	1	09/06/17 15:55	09/07/17 08:50	207-08-9	
Chrysene	**0.022 I**	mg/kg	0.035	0.012	1	09/06/17 15:55	09/07/17 08:50	218-01-9	
Dibenz(a,h)anthracene	**0.018 U**	mg/kg	0.035	0.018	1	09/06/17 15:55	09/07/17 08:50	53-70-3	
Fluoranthene	**0.026 I**	mg/kg	0.035	0.011	1	09/06/17 15:55	09/07/17 08:50	206-44-0	
Fluorene	**0.016 U**	mg/kg	0.035	0.016	1	09/06/17 15:55	09/07/17 08:50	86-73-7	
Indeno(1,2,3-cd)pyrene	**0.018 U**	mg/kg	0.035	0.018	1	09/06/17 15:55	09/07/17 08:50	193-39-5	
1-Methylnaphthalene	**0.012 U**	mg/kg	0.035	0.012	1	09/06/17 15:55	09/07/17 08:50	90-12-0	
2-Methylnaphthalene	**0.014 U**	mg/kg	0.035	0.014	1	09/06/17 15:55	09/07/17 08:50	91-57-6	
Naphthalene	**0.011 U**	mg/kg	0.035	0.011	1	09/06/17 15:55	09/07/17 08:50	91-20-3	
Phenanthrene	**0.013 U**	mg/kg	0.035	0.013	1	09/06/17 15:55	09/07/17 08:50	85-01-8	
Pyrene	**0.026 I**	mg/kg	0.035	0.018	1	09/06/17 15:55	09/07/17 08:50	129-00-0	
Surrogates									
Nitrobenzene-d5 (S)	66	%	16-123		1	09/06/17 15:55	09/07/17 08:50	4165-60-0	
2-Fluorobiphenyl (S)	85	%	32-129		1	09/06/17 15:55	09/07/17 08:50	321-60-8	
Terphenyl-d14 (S)	99	%	38-138		1	09/06/17 15:55	09/07/17 08:50	1718-51-0	
8260/5035A Volatile Organics	Analytical Method: EPA 8260								
Acetone	**0.036 I**	mg/kg	0.091	0.0091	1		09/08/17 16:48	67-64-1	
Acetonitrile	**0.024 U**	mg/kg	0.045	0.024	1		09/08/17 16:48	75-05-8	
Benzene	**0.0015 U**	mg/kg	0.0045	0.0015	1		09/08/17 16:48	71-43-2	
Bromobenzene	**0.0018 U**	mg/kg	0.0045	0.0018	1		09/08/17 16:48	108-86-1	
Bromochloromethane	**0.0015 U**	mg/kg	0.0045	0.0015	1		09/08/17 16:48	74-97-5	
Bromodichloromethane	**0.0017 U**	mg/kg	0.0045	0.0017	1		09/08/17 16:48	75-27-4	
Bromoform	**0.0021 U**	mg/kg	0.0045	0.0021	1		09/08/17 16:48	75-25-2	
Bromomethane	**0.0023 U**	mg/kg	0.0091	0.0023	1		09/08/17 16:48	74-83-9	

This report shall not be reproduced, except in full,
without the written consent of Pace Analytical Services, LLC.

Pace Analytical Services, LLC
3610 Park Central Blvd N
Pompano Beach, FL 33064
954-582-4300

ANALYTICAL RESULTS

Project: 09217186.00/Ludlum Trail
Pace Project No.: 35333909

Sample: SB-23 (0.5-2) **Lab ID: 35333909011** Collected: 08/31/17 15:20 Received: 09/01/17 18:00 Matrix: Solid

Results reported on a "dry weight" basis and are adjusted for percent moisture, sample size and any dilutions.

Parameters	Results	Units	PQL	MDL	DF	Prepared	Analyzed	CAS No.	Qual
8260/5035A Volatile Organics	Analytical Method: EPA 8260								
2-Butanone (MEK)	**0.0026 U**	mg/kg	0.091	0.0026	1		09/08/17 16:48	78-93-3	
n-Butylbenzene	**0.0016 U**	mg/kg	0.0045	0.0016	1		09/08/17 16:48	104-51-8	
sec-Butylbenzene	**0.0015 U**	mg/kg	0.0045	0.0015	1		09/08/17 16:48	135-98-8	
tert-Butylbenzene	**0.0018 U**	mg/kg	0.0045	0.0018	1		09/08/17 16:48	98-06-6	
Carbon disulfide	**0.0027 U**	mg/kg	0.0091	0.0027	1		09/08/17 16:48	75-15-0	
Carbon tetrachloride	**0.0024 U**	mg/kg	0.0045	0.0024	1		09/08/17 16:48	56-23-5	
Chlorobenzene	**0.0017 U**	mg/kg	0.0045	0.0017	1		09/08/17 16:48	108-90-7	
Chloroethane	**0.0022 U**	mg/kg	0.0091	0.0022	1		09/08/17 16:48	75-00-3	
Chloroform	**0.0015 U**	mg/kg	0.0045	0.0015	1		09/08/17 16:48	67-66-3	
Chloromethane	**0.0022 U**	mg/kg	0.0091	0.0022	1		09/08/17 16:48	74-87-3	
2-Chlorotoluene	**0.0015 U**	mg/kg	0.0045	0.0015	1		09/08/17 16:48	95-49-8	
4-Chlorotoluene	**0.0016 U**	mg/kg	0.0045	0.0016	1		09/08/17 16:48	106-43-4	
Dibromochloromethane	**0.0016 U**	mg/kg	0.0045	0.0016	1		09/08/17 16:48	124-48-1	
Dibromomethane	**0.0023 U**	mg/kg	0.0045	0.0023	1		09/08/17 16:48	74-95-3	
1,2-Dichlorobenzene	**0.0017 U**	mg/kg	0.0045	0.0017	1		09/08/17 16:48	95-50-1	
1,3-Dichlorobenzene	**0.0018 U**	mg/kg	0.0045	0.0018	1		09/08/17 16:48	541-73-1	
1,4-Dichlorobenzene	**0.0015 U**	mg/kg	0.0045	0.0015	1		09/08/17 16:48	106-46-7	
Dichlorodifluoromethane	**0.0033 U**	mg/kg	0.0091	0.0033	1		09/08/17 16:48	75-71-8	
1,1-Dichloroethane	**0.0014 U**	mg/kg	0.0045	0.0014	1		09/08/17 16:48	75-34-3	
1,2-Dichloroethane	**0.0020 U**	mg/kg	0.0045	0.0020	1		09/08/17 16:48	107-06-2	
1,1-Dichloroethene	**0.0016 U**	mg/kg	0.0045	0.0016	1		09/08/17 16:48	75-35-4	
cis-1,2-Dichloroethene	**0.0013 U**	mg/kg	0.0045	0.0013	1		09/08/17 16:48	156-59-2	
trans-1,2-Dichloroethene	**0.0017 U**	mg/kg	0.0045	0.0017	1		09/08/17 16:48	156-60-5	
1,2-Dichloropropane	**0.0015 U**	mg/kg	0.0045	0.0015	1		09/08/17 16:48	78-87-5	
1,3-Dichloropropane	**0.0017 U**	mg/kg	0.0045	0.0017	1		09/08/17 16:48	142-28-9	
2,2-Dichloropropane	**0.0015 U**	mg/kg	0.0045	0.0015	1		09/08/17 16:48	594-20-7	
1,1-Dichloropropene	**0.0014 U**	mg/kg	0.0045	0.0014	1		09/08/17 16:48	563-58-6	
cis-1,3-Dichloropropene	**0.0016 U**	mg/kg	0.0045	0.0016	1		09/08/17 16:48	10061-01-5	
trans-1,3-Dichloropropene	**0.0014 U**	mg/kg	0.0045	0.0014	1		09/08/17 16:48	10061-02-6	
Ethylbenzene	**0.0016 U**	mg/kg	0.0045	0.0016	1		09/08/17 16:48	100-41-4	
2-Hexanone	**0.0035 U**	mg/kg	0.045	0.0035	1		09/08/17 16:48	591-78-6	
Iodomethane	**0.0090 U**	mg/kg	0.0091	0.0090	1		09/08/17 16:48	74-88-4	
Isopropylbenzene (Cumene)	**0.0017 U**	mg/kg	0.0045	0.0017	1		09/08/17 16:48	98-82-8	
p-Isopropyltoluene	**0.0015 U**	mg/kg	0.0045	0.0015	1		09/08/17 16:48	99-87-6	
Methylene Chloride	**0.0027 U**	mg/kg	0.018	0.0027	1		09/08/17 16:48	75-09-2	
4-Methyl-2-pentanone (MIBK)	**0.0034 U**	mg/kg	0.045	0.0034	1		09/08/17 16:48	108-10-1	
Methyl-tert-butyl ether	**0.0014 U**	mg/kg	0.0045	0.0014	1		09/08/17 16:48	1634-04-4	
n-Propylbenzene	**0.0015 U**	mg/kg	0.0045	0.0015	1		09/08/17 16:48	103-65-1	
Styrene	**0.0016 U**	mg/kg	0.0045	0.0016	1		09/08/17 16:48	100-42-5	
1,1,1,2-Tetrachloroethane	**0.0019 U**	mg/kg	0.0045	0.0019	1		09/08/17 16:48	630-20-6	
1,1,2,2-Tetrachloroethane	**0.0017 U**	mg/kg	0.0045	0.0017	1		09/08/17 16:48	79-34-5	
Tetrachloroethene	**0.0015 U**	mg/kg	0.0045	0.0015	1		09/08/17 16:48	127-18-4	
Toluene	**0.0016 U**	mg/kg	0.0045	0.0016	1		09/08/17 16:48	108-88-3	
1,2,3-Trichlorobenzene	**0.0020 U**	mg/kg	0.0045	0.0020	1		09/08/17 16:48	87-61-6	
1,2,4-Trichlorobenzene	**0.0015 U**	mg/kg	0.0045	0.0015	1		09/08/17 16:48	120-82-1	

This report shall not be reproduced, except in full,
without the written consent of Pace Analytical Services, LLC.

Pace Analytical Services, LLC
3610 Park Central Blvd N
Pompano Beach, FL 33064
954-582-4300

ANALYTICAL RESULTS

Project: 09217186.00/Ludlum Trail
Pace Project No.: 35333909

Sample: SB-23 (0.5-2) **Lab ID: 35333909011** Collected: 08/31/17 15:20 Received: 09/01/17 18:00 Matrix: Solid

Results reported on a "dry weight" basis and are adjusted for percent moisture, sample size and any dilutions.

Parameters	Results	Units	PQL	MDL	DF	Prepared	Analyzed	CAS No.	Qual
8260/5035A Volatile Organics	Analytical Method: EPA 8260								
1,1,1-Trichloroethane	**0.0016 U**	mg/kg	0.0045	0.0016	1		09/08/17 16:48	71-55-6	
1,1,2-Trichloroethane	**0.0019 U**	mg/kg	0.0045	0.0019	1		09/08/17 16:48	79-00-5	
Trichloroethene	**0.0019 U**	mg/kg	0.0045	0.0019	1		09/08/17 16:48	79-01-6	
Trichlorofluoromethane	**0.0020 U**	mg/kg	0.0045	0.0020	1		09/08/17 16:48	75-69-4	
1,2,3-Trichloropropane	**0.0015 U**	mg/kg	0.0045	0.0015	1		09/08/17 16:48	96-18-4	
1,2,3-Trimethylbenzene	**0.0015 U**	mg/kg	0.0045	0.0015	1		09/08/17 16:48	526-73-8	
1,2,4-Trimethylbenzene	**0.0018 U**	mg/kg	0.0045	0.0018	1		09/08/17 16:48	95-63-6	
1,3,5-Trimethylbenzene	**0.0016 U**	mg/kg	0.0045	0.0016	1		09/08/17 16:48	108-67-8	
Vinyl acetate	**0.0080 U**	mg/kg	0.045	0.0080	1		09/08/17 16:48	108-05-4	
Vinyl chloride	**0.0016 U**	mg/kg	0.0091	0.0016	1		09/08/17 16:48	75-01-4	
Xylene (Total)	**0.0033 U**	mg/kg	0.0091	0.0033	1		09/08/17 16:48	1330-20-7	
m&p-Xylene	**0.0033 U**	mg/kg	0.0091	0.0033	1		09/08/17 16:48	179601-23-1	
o-Xylene	**0.0017 U**	mg/kg	0.0045	0.0017	1		09/08/17 16:48	95-47-6	
Surrogates									
Toluene-d8 (S)	102	%	70-130		1		09/08/17 16:48	2037-26-5	
4-Bromofluorobenzene (S)	101	%	70-130		1		09/08/17 16:48	460-00-4	
1,2-Dichloroethane-d4 (S)	93	%	70-132		1		09/08/17 16:48	17060-07-0	
Percent Moisture	Analytical Method: ASTM D2974-87								
Percent Moisture	**4.6**	%	0.10	0.10	1		09/05/17 15:18		

This report shall not be reproduced, except in full,
without the written consent of Pace Analytical Services, LLC.

Pace Analytical Services, LLC
3610 Park Central Blvd N
Pompano Beach, FL 33064
954-582-4300

ANALYTICAL RESULTS

Project: 09217186.00/Ludlum Trail
Pace Project No.: 35333909

Sample: SB-23 (2-4) **Lab ID: 35333909012** Collected: 08/31/17 15:26 Received: 09/01/17 18:00 Matrix: Solid

Results reported on a "dry weight" basis and are adjusted for percent moisture, sample size and any dilutions.

Parameters	Results	Units	PQL	MDL	DF	Prepared	Analyzed	CAS No.	Qual
8270 MSSV Short List Microwave	Analytical Method: EPA 8270 Preparation Method: EPA 3546								
Acenaphthene	**0.030 U**	mg/kg	0.082	0.030	1	09/15/17 22:31	09/20/17 15:00	83-32-9	D3,Q
Acenaphthylene	**0.025 U**	mg/kg	0.082	0.025	1	09/15/17 22:31	09/20/17 15:00	208-96-8	D3,Q
Anthracene	**0.025 U**	mg/kg	0.082	0.025	1	09/15/17 22:31	09/20/17 15:00	120-12-7	D3,Q
Benzo(a)anthracene	**0.024 U**	mg/kg	0.082	0.024	1	09/15/17 22:31	09/20/17 15:00	56-55-3	D3,Q
Benzo(a)pyrene	**0.0096 U**	mg/kg	0.082	0.0096	1	09/15/17 22:31	09/20/17 15:00	50-32-8	D3,Q
Benzo(b)fluoranthene	**0.062 U**	mg/kg	0.082	0.062	1	09/15/17 22:31	09/20/17 15:00	205-99-2	D3,Q
Benzo(g,h,i)perylene	**0.029 U**	mg/kg	0.082	0.029	1	09/15/17 22:31	09/20/17 15:00	191-24-2	D3,Q
Benzo(k)fluoranthene	**0.018 U**	mg/kg	0.082	0.018	1	09/15/17 22:31	09/20/17 15:00	207-08-9	D3,Q
Chrysene	**0.029 U**	mg/kg	0.082	0.029	1	09/15/17 22:31	09/20/17 15:00	218-01-9	D3,Q
Dibenz(a,h)anthracene	**0.041 U**	mg/kg	0.082	0.041	1	09/15/17 22:31	09/20/17 15:00	53-70-3	D3,Q
Fluoranthene	**0.027 U**	mg/kg	0.082	0.027	1	09/15/17 22:31	09/20/17 15:00	206-44-0	D3,Q
Fluorene	**0.037 U**	mg/kg	0.082	0.037	1	09/15/17 22:31	09/20/17 15:00	86-73-7	D3,Q
Indeno(1,2,3-cd)pyrene	**0.041 U**	mg/kg	0.082	0.041	1	09/15/17 22:31	09/20/17 15:00	193-39-5	D3,Q
1-Methylnaphthalene	**0.029 U**	mg/kg	0.082	0.029	1	09/15/17 22:31	09/20/17 15:00	90-12-0	D3,Q
2-Methylnaphthalene	**0.033 U**	mg/kg	0.082	0.033	1	09/15/17 22:31	09/20/17 15:00	91-57-6	D3,Q
Naphthalene	**0.026 U**	mg/kg	0.082	0.026	1	09/15/17 22:31	09/20/17 15:00	91-20-3	D3,Q
Phenanthrene	**0.031 U**	mg/kg	0.082	0.031	1	09/15/17 22:31	09/20/17 15:00	85-01-8	D3,Q
Pyrene	**0.041 U**	mg/kg	0.082	0.041	1	09/15/17 22:31	09/20/17 15:00	129-00-0	D3,Q
Surrogates									
Nitrobenzene-d5 (S)	92	%	16-123		1	09/15/17 22:31	09/20/17 15:00	4165-60-0	
2-Fluorobiphenyl (S)	81	%	32-129		1	09/15/17 22:31	09/20/17 15:00	321-60-8	
Terphenyl-d14 (S)	64	%	38-138		1	09/15/17 22:31	09/20/17 15:00	1718-51-0	
Percent Moisture	Analytical Method: ASTM D2974-87								
Percent Moisture	**19.1**	%	0.10	0.10	1		09/05/17 15:19		

This report shall not be reproduced, except in full,
without the written consent of Pace Analytical Services, LLC.

Pace Analytical Services, LLC
3610 Park Central Blvd N
Pompano Beach, FL 33064
954-582-4300

ANALYTICAL RESULTS

Project: 09217186.00/Ludlum Trail
Pace Project No.: 35333909

Sample: SB-7 (0-0.5) **Lab ID: 35333909013** Collected: 09/01/17 14:05 Received: 09/01/17 18:00 Matrix: Solid

Results reported on a "dry weight" basis and are adjusted for percent moisture, sample size and any dilutions.

Parameters	Results	Units	PQL	MDL	DF	Prepared	Analyzed	CAS No.	Qual
FL-PRO Soil Microwave	Analytical Method: FL-PRO Preparation Method: EPA 3546								
Petroleum Range Organics	**19.0**	mg/kg	4.2	2.7	1	09/06/17 09:45	09/08/17 15:43		
Surrogates									
o-Terphenyl (S)	100	%	62-109		1	09/06/17 09:45	09/08/17 15:43	84-15-1	
N-Pentatriacontane (S)	79	%	42-159		1	09/06/17 09:45	09/08/17 15:43	630-07-09	
6010 MET ICP	Analytical Method: EPA 6010 Preparation Method: EPA 3050								
Arsenic	**2.5**	mg/kg	0.58	0.29	1	09/06/17 18:50	09/14/17 01:14	7440-38-2	
Cadmium	**0.15 U**	mg/kg	0.29	0.15	5	09/06/17 18:50	09/15/17 14:41	7440-43-9	
Chromium	**7.8**	mg/kg	0.29	0.15	1	09/06/17 18:50	09/14/17 01:14	7440-47-3	
Copper	**6.8**	mg/kg	1.5	0.73	5	09/06/17 18:50	09/15/17 14:41	7440-50-8	
Lead	**7.4**	mg/kg	2.9	1.5	5	09/06/17 18:50	09/15/17 14:41	7439-92-1	
8270 MSSV Short List Microwave	Analytical Method: EPA 8270 Preparation Method: EPA 3546								
Acenaphthene	**0.013 U**	mg/kg	0.035	0.013	1	09/06/17 15:55	09/07/17 09:13	83-32-9	
Acenaphthylene	**0.60**	mg/kg	0.035	0.011	1	09/06/17 15:55	09/07/17 09:13	208-96-8	
Anthracene	**0.20**	mg/kg	0.035	0.011	1	09/06/17 15:55	09/07/17 09:13	120-12-7	
Benzo(a)anthracene	**2.0**	mg/kg	0.035	0.010	1	09/06/17 15:55	09/07/17 09:13	56-55-3	
Benzo(a)pyrene	**2.1**	mg/kg	0.035	0.0041	1	09/06/17 15:55	09/07/17 09:13	50-32-8	
Benzo(b)fluoranthene	**2.7**	mg/kg	0.035	0.026	1	09/06/17 15:55	09/07/17 09:13	205-99-2	
Benzo(g,h,i)perylene	**1.5**	mg/kg	0.035	0.013	1	09/06/17 15:55	09/07/17 09:13	191-24-2	
Benzo(k)fluoranthene	**1.6**	mg/kg	0.035	0.0076	1	09/06/17 15:55	09/07/17 09:13	207-08-9	
Chrysene	**1.9**	mg/kg	0.035	0.013	1	09/06/17 15:55	09/07/17 09:13	218-01-9	
Dibenz(a,h)anthracene	**0.41**	mg/kg	0.035	0.018	1	09/06/17 15:55	09/07/17 09:13	53-70-3	
Fluoranthene	**2.7**	mg/kg	0.035	0.011	1	09/06/17 15:55	09/07/17 09:13	206-44-0	
Fluorene	**0.016 U**	mg/kg	0.035	0.016	1	09/06/17 15:55	09/07/17 09:13	86-73-7	
Indeno(1,2,3-cd)pyrene	**1.4**	mg/kg	0.035	0.018	1	09/06/17 15:55	09/07/17 09:13	193-39-5	
1-Methylnaphthalene	**0.012 U**	mg/kg	0.035	0.012	1	09/06/17 15:55	09/07/17 09:13	90-12-0	
2-Methylnaphthalene	**0.014 U**	mg/kg	0.035	0.014	1	09/06/17 15:55	09/07/17 09:13	91-57-6	
Naphthalene	**0.011 U**	mg/kg	0.035	0.011	1	09/06/17 15:55	09/07/17 09:13	91-20-3	
Phenanthrene	**0.049**	mg/kg	0.035	0.013	1	09/06/17 15:55	09/07/17 09:13	85-01-8	
Pyrene	**3.4**	mg/kg	0.035	0.018	1	09/06/17 15:55	09/07/17 09:13	129-00-0	
Surrogates									
Nitrobenzene-d5 (S)	58	%	16-123		1	09/06/17 15:55	09/07/17 09:13	4165-60-0	
2-Fluorobiphenyl (S)	78	%	32-129		1	09/06/17 15:55	09/07/17 09:13	321-60-8	
Terphenyl-d14 (S)	89	%	38-138		1	09/06/17 15:55	09/07/17 09:13	1718-51-0	
8270 MSSV PAH by SIM SPLP	Analytical Method: EPA 8270 by SIM Preparation Method: EPA 3510 Leachate Method/Date: EPA 1312; 09/18/17 15:40								
Acenaphthene	**0.025 U**	ug/L	0.50	0.025	1	09/21/17 00:26	09/21/17 18:44	83-32-9	Q
Acenaphthylene	**0.025 U**	ug/L	0.50	0.025	1	09/21/17 00:26	09/21/17 18:44	208-96-8	Q
Anthracene	**0.025 U**	ug/L	0.50	0.025	1	09/21/17 00:26	09/21/17 18:44	120-12-7	Q
Benzo(a)anthracene	**0.025 U**	ug/L	0.10	0.025	1	09/21/17 00:26	09/21/17 18:44	56-55-3	Q
Benzo(a)pyrene	**0.025 U**	ug/L	0.10	0.025	1	09/21/17 00:26	09/21/17 18:44	50-32-8	Q
Benzo(b)fluoranthene	**0.025 U**	ug/L	0.10	0.025	1	09/21/17 00:26	09/21/17 18:44	205-99-2	Q
Benzo(g,h,i)perylene	**0.028 U**	ug/L	0.50	0.028	1	09/21/17 00:26	09/21/17 18:44	191-24-2	Q

This report shall not be reproduced, except in full,
without the written consent of Pace Analytical Services, LLC.

Pace Analytical Services, LLC
3610 Park Central Blvd N
Pompano Beach, FL 33064
954-582-4300

ANALYTICAL RESULTS

Project: 09217186.00/Ludlum Trail
Pace Project No.: 35333909

Sample: SB-7 (0-0.5) **Lab ID: 35333909013** Collected: 09/01/17 14:05 Received: 09/01/17 18:00 Matrix: Solid

Results reported on a "dry weight" basis and are adjusted for percent moisture, sample size and any dilutions.

Parameters	Results	Units	PQL	MDL	DF	Prepared	Analyzed	CAS No.	Qual
8270 MSSV PAH by SIM SPLP	Analytical Method: EPA 8270 by SIM Preparation Method: EPA 3510								
	Leachate Method/Date: EPA 1312; 09/18/17 15:40								
Benzo(k)fluoranthene	**0.025 U**	ug/L	0.50	0.025	1	09/21/17 00:26	09/21/17 18:44	207-08-9	Q
Chrysene	**0.025 U**	ug/L	0.50	0.025	1	09/21/17 00:26	09/21/17 18:44	218-01-9	Q
Dibenz(a,h)anthracene	**0.034 U**	ug/L	0.10	0.034	1	09/21/17 00:26	09/21/17 18:44	53-70-3	Q
Fluoranthene	**0.98**	ug/L	0.50	0.025	1	09/21/17 00:26	09/21/17 18:44	206-44-0	Q
Fluorene	**0.025 U**	ug/L	0.50	0.025	1	09/21/17 00:26	09/21/17 18:44	86-73-7	Q
Indeno(1,2,3-cd)pyrene	**0.029 U**	ug/L	0.10	0.029	1	09/21/17 00:26	09/21/17 18:44	193-39-5	Q
1-Methylnaphthalene	**1.0 U**	ug/L	2.0	1.0	1	09/21/17 00:26	09/21/17 18:44	90-12-0	Q
2-Methylnaphthalene	**1.0 U**	ug/L	2.0	1.0	1	09/21/17 00:26	09/21/17 18:44	91-57-6	Q
Naphthalene	**1.0 U**	ug/L	2.0	1.0	1	09/21/17 00:26	09/21/17 18:44	91-20-3	Q
Phenanthrene	**0.050 U**	ug/L	0.50	0.050	1	09/21/17 00:26	09/21/17 18:44	85-01-8	Q
Pyrene	**0.95**	ug/L	0.50	0.025	1	09/21/17 00:26	09/21/17 18:44	129-00-0	Q
Surrogates									
2-Fluorobiphenyl (S)	79	%	33-101		1	09/21/17 00:26	09/21/17 18:44	321-60-8	
Terphenyl-d14 (S)	108	%	38-115		1	09/21/17 00:26	09/21/17 18:44	1718-51-0	
8260/5035A Volatile Organics	Analytical Method: EPA 8260								
Acetone	**0.010 U**	mg/kg	0.10	0.010	1		09/08/17 17:08	67-64-1	
Acetonitrile	**0.027 U**	mg/kg	0.051	0.027	1		09/08/17 17:08	75-05-8	
Benzene	**0.0016 U**	mg/kg	0.0051	0.0016	1		09/08/17 17:08	71-43-2	
Bromobenzene	**0.0021 U**	mg/kg	0.0051	0.0021	1		09/08/17 17:08	108-86-1	
Bromochloromethane	**0.0018 U**	mg/kg	0.0051	0.0018	1		09/08/17 17:08	74-97-5	
Bromodichloromethane	**0.0020 U**	mg/kg	0.0051	0.0020	1		09/08/17 17:08	75-27-4	
Bromoform	**0.0024 U**	mg/kg	0.0051	0.0024	1		09/08/17 17:08	75-25-2	
Bromomethane	**0.0026 U**	mg/kg	0.010	0.0026	1		09/08/17 17:08	74-83-9	
2-Butanone (MEK)	**0.0030 U**	mg/kg	0.10	0.0030	1		09/08/17 17:08	78-93-3	
n-Butylbenzene	**0.0019 U**	mg/kg	0.0051	0.0019	1		09/08/17 17:08	104-51-8	
sec-Butylbenzene	**0.0016 U**	mg/kg	0.0051	0.0016	1		09/08/17 17:08	135-98-8	
tert-Butylbenzene	**0.0021 U**	mg/kg	0.0051	0.0021	1		09/08/17 17:08	98-06-6	
Carbon disulfide	**0.0031 U**	mg/kg	0.010	0.0031	1		09/08/17 17:08	75-15-0	
Carbon tetrachloride	**0.0027 U**	mg/kg	0.0051	0.0027	1		09/08/17 17:08	56-23-5	
Chlorobenzene	**0.0020 U**	mg/kg	0.0051	0.0020	1		09/08/17 17:08	108-90-7	
Chloroethane	**0.0025 U**	mg/kg	0.010	0.0025	1		09/08/17 17:08	75-00-3	
Chloroform	**0.0016 U**	mg/kg	0.0051	0.0016	1		09/08/17 17:08	67-66-3	
Chloromethane	**0.0025 U**	mg/kg	0.010	0.0025	1		09/08/17 17:08	74-87-3	
2-Chlorotoluene	**0.0018 U**	mg/kg	0.0051	0.0018	1		09/08/17 17:08	95-49-8	
4-Chlorotoluene	**0.0019 U**	mg/kg	0.0051	0.0019	1		09/08/17 17:08	106-43-4	
Dibromochloromethane	**0.0019 U**	mg/kg	0.0051	0.0019	1		09/08/17 17:08	124-48-1	
Dibromomethane	**0.0026 U**	mg/kg	0.0051	0.0026	1		09/08/17 17:08	74-95-3	
1,2-Dichlorobenzene	**0.0020 U**	mg/kg	0.0051	0.0020	1		09/08/17 17:08	95-50-1	
1,3-Dichlorobenzene	**0.0021 U**	mg/kg	0.0051	0.0021	1		09/08/17 17:08	541-73-1	
1,4-Dichlorobenzene	**0.0018 U**	mg/kg	0.0051	0.0018	1		09/08/17 17:08	106-46-7	
Dichlorodifluoromethane	**0.0037 U**	mg/kg	0.010	0.0037	1		09/08/17 17:08	75-71-8	
1,1-Dichloroethane	**0.0015 U**	mg/kg	0.0051	0.0015	1		09/08/17 17:08	75-34-3	
1,2-Dichloroethane	**0.0023 U**	mg/kg	0.0051	0.0023	1		09/08/17 17:08	107-06-2	

This report shall not be reproduced, except in full,
without the written consent of Pace Analytical Services, LLC.

Pace Analytical Services, LLC
3610 Park Central Blvd N
Pompano Beach, FL 33064
954-582-4300

ANALYTICAL RESULTS

Project: 09217186.00/Ludlum Trail
Pace Project No.: 35333909

Sample: SB-7 (0-0.5) **Lab ID: 35333909013** Collected: 09/01/17 14:05 Received: 09/01/17 18:00 Matrix: Solid

Results reported on a "dry weight" basis and are adjusted for percent moisture, sample size and any dilutions.

Parameters	Results	Units	PQL	MDL	DF	Prepared	Analyzed	CAS No.	Qual
8260/5035A Volatile Organics	Analytical Method: EPA 8260								
1,1-Dichloroethene	**0.0019 U**	mg/kg	0.0051	0.0019	1		09/08/17 17:08	75-35-4	
cis-1,2-Dichloroethene	**0.0014 U**	mg/kg	0.0051	0.0014	1		09/08/17 17:08	156-59-2	
trans-1,2-Dichloroethene	**0.0020 U**	mg/kg	0.0051	0.0020	1		09/08/17 17:08	156-60-5	
1,2-Dichloropropane	**0.0018 U**	mg/kg	0.0051	0.0018	1		09/08/17 17:08	78-87-5	
1,3-Dichloropropane	**0.0020 U**	mg/kg	0.0051	0.0020	1		09/08/17 17:08	142-28-9	
2,2-Dichloropropane	**0.0018 U**	mg/kg	0.0051	0.0018	1		09/08/17 17:08	594-20-7	
1,1-Dichloropropene	**0.0015 U**	mg/kg	0.0051	0.0015	1		09/08/17 17:08	563-58-6	
cis-1,3-Dichloropropene	**0.0019 U**	mg/kg	0.0051	0.0019	1		09/08/17 17:08	10061-01-5	
trans-1,3-Dichloropropene	**0.0015 U**	mg/kg	0.0051	0.0015	1		09/08/17 17:08	10061-02-6	
Ethylbenzene	**0.0019 U**	mg/kg	0.0051	0.0019	1		09/08/17 17:08	100-41-4	
2-Hexanone	**0.0040 U**	mg/kg	0.051	0.0040	1		09/08/17 17:08	591-78-6	
Iodomethane	**0.010 U**	mg/kg	0.010	0.010	1		09/08/17 17:08	74-88-4	
Isopropylbenzene (Cumene)	**0.0020 U**	mg/kg	0.0051	0.0020	1		09/08/17 17:08	98-82-8	
p-Isopropyltoluene	**0.0018 U**	mg/kg	0.0051	0.0018	1		09/08/17 17:08	99-87-6	
Methylene Chloride	**0.0031 U**	mg/kg	0.021	0.0031	1		09/08/17 17:08	75-09-2	
4-Methyl-2-pentanone (MIBK)	**0.0038 U**	mg/kg	0.051	0.0038	1		09/08/17 17:08	108-10-1	
Methyl-tert-butyl ether	**0.0015 U**	mg/kg	0.0051	0.0015	1		09/08/17 17:08	1634-04-4	
n-Propylbenzene	**0.0018 U**	mg/kg	0.0051	0.0018	1		09/08/17 17:08	103-65-1	
Styrene	**0.0019 U**	mg/kg	0.0051	0.0019	1		09/08/17 17:08	100-42-5	
1,1,1,2-Tetrachloroethane	**0.0022 U**	mg/kg	0.0051	0.0022	1		09/08/17 17:08	630-20-6	
1,1,2,2-Tetrachloroethane	**0.0020 U**	mg/kg	0.0051	0.0020	1		09/08/17 17:08	79-34-5	
Tetrachloroethene	**0.0018 U**	mg/kg	0.0051	0.0018	1		09/08/17 17:08	127-18-4	
Toluene	**0.0019 U**	mg/kg	0.0051	0.0019	1		09/08/17 17:08	108-88-3	
1,2,3-Trichlorobenzene	**0.0023 U**	mg/kg	0.0051	0.0023	1		09/08/17 17:08	87-61-6	
1,2,4-Trichlorobenzene	**0.0016 U**	mg/kg	0.0051	0.0016	1		09/08/17 17:08	120-82-1	
1,1,1-Trichloroethane	**0.0019 U**	mg/kg	0.0051	0.0019	1		09/08/17 17:08	71-55-6	
1,1,2-Trichloroethane	**0.0022 U**	mg/kg	0.0051	0.0022	1		09/08/17 17:08	79-00-5	
Trichloroethene	**0.0022 U**	mg/kg	0.0051	0.0022	1		09/08/17 17:08	79-01-6	
Trichlorofluoromethane	**0.0023 U**	mg/kg	0.0051	0.0023	1		09/08/17 17:08	75-69-4	
1,2,3-Trichloropropane	**0.0016 U**	mg/kg	0.0051	0.0016	1		09/08/17 17:08	96-18-4	
1,2,3-Trimethylbenzene	**0.0018 U**	mg/kg	0.0051	0.0018	1		09/08/17 17:08	526-73-8	
1,2,4-Trimethylbenzene	**0.0021 U**	mg/kg	0.0051	0.0021	1		09/08/17 17:08	95-63-6	
1,3,5-Trimethylbenzene	**0.0019 U**	mg/kg	0.0051	0.0019	1		09/08/17 17:08	108-67-8	
Vinyl acetate	**0.0091 U**	mg/kg	0.051	0.0091	1		09/08/17 17:08	108-05-4	
Vinyl chloride	**0.0019 U**	mg/kg	0.010	0.0019	1		09/08/17 17:08	75-01-4	
Xylene (Total)	**0.0037 U**	mg/kg	0.010	0.0037	1		09/08/17 17:08	1330-20-7	
m&p-Xylene	**0.0037 U**	mg/kg	0.010	0.0037	1		09/08/17 17:08	179601-23-1	
o-Xylene	**0.0020 U**	mg/kg	0.0051	0.0020	1		09/08/17 17:08	95-47-6	
Surrogates									
Toluene-d8 (S)	102	%	70-130		1		09/08/17 17:08	2037-26-5	
4-Bromofluorobenzene (S)	97	%	70-130		1		09/08/17 17:08	460-00-4	
1,2-Dichloroethane-d4 (S)	95	%	70-132		1		09/08/17 17:08	17060-07-0	
Percent Moisture	Analytical Method: ASTM D2974-87								
Percent Moisture	**4.9**	%	0.10	0.10	1		09/05/17 15:19		

REPORT OF LABORATORY ANALYSIS

This report shall not be reproduced, except in full,
without the written consent of Pace Analytical Services, LLC.

Pace Analytical Services, LLC
3610 Park Central Blvd N
Pompano Beach, FL 33064
954-582-4300

ANALYTICAL RESULTS

Project: 09217186.00/Ludlum Trail
Pace Project No.: 35333909

Sample: SB-7 (0.5-2) **Lab ID: 35333909014** Collected: 09/01/17 14:07 Received: 09/01/17 18:00 Matrix: Solid

Results reported on a "dry weight" basis and are adjusted for percent moisture, sample size and any dilutions.

Parameters	Results	Units	PQL	MDL	DF	Prepared	Analyzed	CAS No.	Qual
FL-PRO Soil Microwave	Analytical Method: FL-PRO Preparation Method: EPA 3546								
Petroleum Range Organics	**5.7**	mg/kg	4.1	2.6	1	09/06/17 09:45	09/08/17 16:08		
Surrogates									
o-Terphenyl (S)	78	%	62-109		1	09/06/17 09:45	09/08/17 16:08	84-15-1	
N-Pentatriacontane (S)	119	%	42-159		1	09/06/17 09:45	09/08/17 16:08	630-07-09	
6010 MET ICP	Analytical Method: EPA 6010 Preparation Method: EPA 3050								
Arsenic	**1.9**	mg/kg	0.55	0.27	1	09/06/17 18:50	09/14/17 01:19	7440-38-2	
Cadmium	**0.14 U**	mg/kg	0.27	0.14	5	09/06/17 18:50	09/15/17 14:46	7440-43-9	
Chromium	**4.8**	mg/kg	0.27	0.14	1	09/06/17 18:50	09/14/17 01:19	7440-47-3	
Copper	**3.3**	mg/kg	1.4	0.68	5	09/06/17 18:50	09/15/17 14:46	7440-50-8	
Lead	**2.4 I**	mg/kg	2.7	1.4	5	09/06/17 18:50	09/15/17 14:46	7439-92-1	
8270 MSSV Short List Microwave	Analytical Method: EPA 8270 Preparation Method: EPA 3546								
Acenaphthene	**0.013 U**	mg/kg	0.034	0.013	1	09/06/17 15:55	09/07/17 09:35	83-32-9	
Acenaphthylene	**0.081**	mg/kg	0.034	0.011	1	09/06/17 15:55	09/07/17 09:35	208-96-8	
Anthracene	**0.031 I**	mg/kg	0.034	0.010	1	09/06/17 15:55	09/07/17 09:35	120-12-7	
Benzo(a)anthracene	**0.19**	mg/kg	0.034	0.0099	1	09/06/17 15:55	09/07/17 09:35	56-55-3	
Benzo(a)pyrene	**0.21**	mg/kg	0.034	0.0040	1	09/06/17 15:55	09/07/17 09:35	50-32-8	
Benzo(b)fluoranthene	**0.29**	mg/kg	0.034	0.026	1	09/06/17 15:55	09/07/17 09:35	205-99-2	
Benzo(g,h,i)perylene	**0.16**	mg/kg	0.034	0.012	1	09/06/17 15:55	09/07/17 09:35	191-24-2	
Benzo(k)fluoranthene	**0.16**	mg/kg	0.034	0.0074	1	09/06/17 15:55	09/07/17 09:35	207-08-9	
Chrysene	**0.19**	mg/kg	0.034	0.012	1	09/06/17 15:55	09/07/17 09:35	218-01-9	
Dibenz(a,h)anthracene	**0.040**	mg/kg	0.034	0.017	1	09/06/17 15:55	09/07/17 09:35	53-70-3	
Fluoranthene	**0.26**	mg/kg	0.034	0.011	1	09/06/17 15:55	09/07/17 09:35	206-44-0	
Fluorene	**0.015 U**	mg/kg	0.034	0.015	1	09/06/17 15:55	09/07/17 09:35	86-73-7	
Indeno(1,2,3-cd)pyrene	**0.14**	mg/kg	0.034	0.017	1	09/06/17 15:55	09/07/17 09:35	193-39-5	
1-Methylnaphthalene	**0.012 U**	mg/kg	0.034	0.012	1	09/06/17 15:55	09/07/17 09:35	90-12-0	
2-Methylnaphthalene	**0.014 U**	mg/kg	0.034	0.014	1	09/06/17 15:55	09/07/17 09:35	91-57-6	
Naphthalene	**0.011 U**	mg/kg	0.034	0.011	1	09/06/17 15:55	09/07/17 09:35	91-20-3	
Phenanthrene	**0.013 U**	mg/kg	0.034	0.013	1	09/06/17 15:55	09/07/17 09:35	85-01-8	
Pyrene	**0.33**	mg/kg	0.034	0.017	1	09/06/17 15:55	09/07/17 09:35	129-00-0	
Surrogates									
Nitrobenzene-d5 (S)	50	%	16-123		1	09/06/17 15:55	09/07/17 09:35	4165-60-0	
2-Fluorobiphenyl (S)	67	%	32-129		1	09/06/17 15:55	09/07/17 09:35	321-60-8	
Terphenyl-d14 (S)	84	%	38-138		1	09/06/17 15:55	09/07/17 09:35	1718-51-0	
8260/5035A Volatile Organics	Analytical Method: EPA 8260								
Acetone	**0.056 I**	mg/kg	0.090	0.0090	1		09/08/17 17:29	67-64-1	
Acetonitrile	**0.024 U**	mg/kg	0.045	0.024	1		09/08/17 17:29	75-05-8	
Benzene	**0.0014 U**	mg/kg	0.0045	0.0014	1		09/08/17 17:29	71-43-2	
Bromobenzene	**0.0018 U**	mg/kg	0.0045	0.0018	1		09/08/17 17:29	108-86-1	
Bromochloromethane	**0.0015 U**	mg/kg	0.0045	0.0015	1		09/08/17 17:29	74-97-5	
Bromodichloromethane	**0.0017 U**	mg/kg	0.0045	0.0017	1		09/08/17 17:29	75-27-4	
Bromoform	**0.0021 U**	mg/kg	0.0045	0.0021	1		09/08/17 17:29	75-25-2	
Bromomethane	**0.0023 U**	mg/kg	0.0090	0.0023	1		09/08/17 17:29	74-83-9	

This report shall not be reproduced, except in full,
without the written consent of Pace Analytical Services, LLC.

Pace Analytical Services, LLC
3610 Park Central Blvd N
Pompano Beach, FL 33064
954-582-4300

ANALYTICAL RESULTS

Project: 09217186.00/Ludlum Trail
Pace Project No.: 35333909

Sample: SB-7 (0.5-2) **Lab ID: 35333909014** Collected: 09/01/17 14:07 Received: 09/01/17 18:00 Matrix: Solid

Results reported on a "dry weight" basis and are adjusted for percent moisture, sample size and any dilutions.

Parameters	Results	Units	PQL	MDL	DF	Prepared	Analyzed	CAS No.	Qual
8260/5035A Volatile Organics	Analytical Method: EPA 8260								
2-Butanone (MEK)	**0.0026 U**	mg/kg	0.090	0.0026	1		09/08/17 17:29	78-93-3	
n-Butylbenzene	**0.0016 U**	mg/kg	0.0045	0.0016	1		09/08/17 17:29	104-51-8	
sec-Butylbenzene	**0.0014 U**	mg/kg	0.0045	0.0014	1		09/08/17 17:29	135-98-8	
tert-Butylbenzene	**0.0018 U**	mg/kg	0.0045	0.0018	1		09/08/17 17:29	98-06-6	
Carbon disulfide	**0.0027 U**	mg/kg	0.0090	0.0027	1		09/08/17 17:29	75-15-0	
Carbon tetrachloride	**0.0024 U**	mg/kg	0.0045	0.0024	1		09/08/17 17:29	56-23-5	
Chlorobenzene	**0.0017 U**	mg/kg	0.0045	0.0017	1		09/08/17 17:29	108-90-7	
Chloroethane	**0.0022 U**	mg/kg	0.0090	0.0022	1		09/08/17 17:29	75-00-3	
Chloroform	**0.0014 U**	mg/kg	0.0045	0.0014	1		09/08/17 17:29	67-66-3	
Chloromethane	**0.0022 U**	mg/kg	0.0090	0.0022	1		09/08/17 17:29	74-87-3	
2-Chlorotoluene	**0.0015 U**	mg/kg	0.0045	0.0015	1		09/08/17 17:29	95-49-8	
4-Chlorotoluene	**0.0016 U**	mg/kg	0.0045	0.0016	1		09/08/17 17:29	106-43-4	
Dibromochloromethane	**0.0016 U**	mg/kg	0.0045	0.0016	1		09/08/17 17:29	124-48-1	
Dibromomethane	**0.0023 U**	mg/kg	0.0045	0.0023	1		09/08/17 17:29	74-95-3	
1,2-Dichlorobenzene	**0.0017 U**	mg/kg	0.0045	0.0017	1		09/08/17 17:29	95-50-1	
1,3-Dichlorobenzene	**0.0018 U**	mg/kg	0.0045	0.0018	1		09/08/17 17:29	541-73-1	
1,4-Dichlorobenzene	**0.0015 U**	mg/kg	0.0045	0.0015	1		09/08/17 17:29	106-46-7	
Dichlorodifluoromethane	**0.0033 U**	mg/kg	0.0090	0.0033	1		09/08/17 17:29	75-71-8	
1,1-Dichloroethane	**0.0014 U**	mg/kg	0.0045	0.0014	1		09/08/17 17:29	75-34-3	
1,2-Dichloroethane	**0.0020 U**	mg/kg	0.0045	0.0020	1		09/08/17 17:29	107-06-2	
1,1-Dichloroethene	**0.0016 U**	mg/kg	0.0045	0.0016	1		09/08/17 17:29	75-35-4	
cis-1,2-Dichloroethene	**0.0013 U**	mg/kg	0.0045	0.0013	1		09/08/17 17:29	156-59-2	
trans-1,2-Dichloroethene	**0.0017 U**	mg/kg	0.0045	0.0017	1		09/08/17 17:29	156-60-5	
1,2-Dichloropropane	**0.0015 U**	mg/kg	0.0045	0.0015	1		09/08/17 17:29	78-87-5	
1,3-Dichloropropane	**0.0017 U**	mg/kg	0.0045	0.0017	1		09/08/17 17:29	142-28-9	
2,2-Dichloropropane	**0.0015 U**	mg/kg	0.0045	0.0015	1		09/08/17 17:29	594-20-7	
1,1-Dichloropropene	**0.0014 U**	mg/kg	0.0045	0.0014	1		09/08/17 17:29	563-58-6	
cis-1,3-Dichloropropene	**0.0016 U**	mg/kg	0.0045	0.0016	1		09/08/17 17:29	10061-01-5	
trans-1,3-Dichloropropene	**0.0014 U**	mg/kg	0.0045	0.0014	1		09/08/17 17:29	10061-02-6	
Ethylbenzene	**0.0016 U**	mg/kg	0.0045	0.0016	1		09/08/17 17:29	100-41-4	
2-Hexanone	**0.0035 U**	mg/kg	0.045	0.0035	1		09/08/17 17:29	591-78-6	
Iodomethane	**0.0090 U**	mg/kg	0.0090	0.0090	1		09/08/17 17:29	74-88-4	
Isopropylbenzene (Cumene)	**0.0017 U**	mg/kg	0.0045	0.0017	1		09/08/17 17:29	98-82-8	
p-Isopropyltoluene	**0.0015 U**	mg/kg	0.0045	0.0015	1		09/08/17 17:29	99-87-6	
Methylene Chloride	**0.0027 U**	mg/kg	0.018	0.0027	1		09/08/17 17:29	75-09-2	
4-Methyl-2-pentanone (MIBK)	**0.0033 U**	mg/kg	0.045	0.0033	1		09/08/17 17:29	108-10-1	
Methyl-tert-butyl ether	**0.0014 U**	mg/kg	0.0045	0.0014	1		09/08/17 17:29	1634-04-4	
n-Propylbenzene	**0.0015 U**	mg/kg	0.0045	0.0015	1		09/08/17 17:29	103-65-1	
Styrene	**0.0016 U**	mg/kg	0.0045	0.0016	1		09/08/17 17:29	100-42-5	
1,1,1,2-Tetrachloroethane	**0.0019 U**	mg/kg	0.0045	0.0019	1		09/08/17 17:29	630-20-6	
1,1,2,2-Tetrachloroethane	**0.0017 U**	mg/kg	0.0045	0.0017	1		09/08/17 17:29	79-34-5	
Tetrachloroethene	**0.0015 U**	mg/kg	0.0045	0.0015	1		09/08/17 17:29	127-18-4	
Toluene	**0.0016 U**	mg/kg	0.0045	0.0016	1		09/08/17 17:29	108-88-3	
1,2,3-Trichlorobenzene	**0.0020 U**	mg/kg	0.0045	0.0020	1		09/08/17 17:29	87-61-6	
1,2,4-Trichlorobenzene	**0.0014 U**	mg/kg	0.0045	0.0014	1		09/08/17 17:29	120-82-1	

This report shall not be reproduced, except in full,
without the written consent of Pace Analytical Services, LLC.

Pace Analytical Services, LLC
3610 Park Central Blvd N
Pompano Beach, FL 33064
954-582-4300

ANALYTICAL RESULTS

Project: 09217186.00/Ludlum Trail
Pace Project No.: 35333909

Sample: SB-7 (0.5-2) **Lab ID: 35333909014** Collected: 09/01/17 14:07 Received: 09/01/17 18:00 Matrix: Solid

Results reported on a "dry weight" basis and are adjusted for percent moisture, sample size and any dilutions.

Parameters	Results	Units	PQL	MDL	DF	Prepared	Analyzed	CAS No.	Qual
8260/5035A Volatile Organics	Analytical Method: EPA 8260								
1,1,1-Trichloroethane	**0.0016 U**	mg/kg	0.0045	0.0016	1		09/08/17 17:29	71-55-6	
1,1,2-Trichloroethane	**0.0019 U**	mg/kg	0.0045	0.0019	1		09/08/17 17:29	79-00-5	
Trichloroethene	**0.0019 U**	mg/kg	0.0045	0.0019	1		09/08/17 17:29	79-01-6	
Trichlorofluoromethane	**0.0020 U**	mg/kg	0.0045	0.0020	1		09/08/17 17:29	75-69-4	
1,2,3-Trichloropropane	**0.0014 U**	mg/kg	0.0045	0.0014	1		09/08/17 17:29	96-18-4	
1,2,3-Trimethylbenzene	**0.0015 U**	mg/kg	0.0045	0.0015	1		09/08/17 17:29	526-73-8	
1,2,4-Trimethylbenzene	**0.0018 U**	mg/kg	0.0045	0.0018	1		09/08/17 17:29	95-63-6	
1,3,5-Trimethylbenzene	**0.0016 U**	mg/kg	0.0045	0.0016	1		09/08/17 17:29	108-67-8	
Vinyl acetate	**0.0080 U**	mg/kg	0.045	0.0080	1		09/08/17 17:29	108-05-4	
Vinyl chloride	**0.0016 U**	mg/kg	0.0090	0.0016	1		09/08/17 17:29	75-01-4	
Xylene (Total)	**0.0033 U**	mg/kg	0.0090	0.0033	1		09/08/17 17:29	1330-20-7	
m&p-Xylene	**0.0033 U**	mg/kg	0.0090	0.0033	1		09/08/17 17:29	179601-23-1	
o-Xylene	**0.0017 U**	mg/kg	0.0045	0.0017	1		09/08/17 17:29	95-47-6	
Surrogates									
Toluene-d8 (S)	102	%	70-130		1		09/08/17 17:29	2037-26-5	
4-Bromofluorobenzene (S)	97	%	70-130		1		09/08/17 17:29	460-00-4	
1,2-Dichloroethane-d4 (S)	92	%	70-132		1		09/08/17 17:29	17060-07-0	
Percent Moisture	Analytical Method: ASTM D2974-87								
Percent Moisture	**2.5**	%	0.10	0.10	1		09/05/17 15:19		

This report shall not be reproduced, except in full,
without the written consent of Pace Analytical Services, LLC.

Pace Analytical Services, LLC
3610 Park Central Blvd N
Pompano Beach, FL 33064
954-582-4300

ANALYTICAL RESULTS

Project: 09217186.00/Ludlum Trail
Pace Project No.: 35333909

Sample: SB-7 (2-4) **Lab ID: 35333909015** Collected: 09/01/17 14:09 Received: 09/01/17 18:00 Matrix: Solid

Results reported on a "dry weight" basis and are adjusted for percent moisture, sample size and any dilutions.

Parameters	Results	Units	PQL	MDL	DF	Prepared	Analyzed	CAS No.	Qual
8270 MSSV Short List Microwave	Analytical Method: EPA 8270 Preparation Method: EPA 3546								
Acenaphthene	**0.012 U**	mg/kg	0.033	0.012	1	09/18/17 00:00	09/19/17 15:54	83-32-9	Q
Acenaphthylene	**0.010 U**	mg/kg	0.033	0.010	1	09/18/17 00:00	09/19/17 15:54	208-96-8	Q
Anthracene	**0.010 U**	mg/kg	0.033	0.010	1	09/18/17 00:00	09/19/17 15:54	120-12-7	Q
Benzo(a)anthracene	**0.0097 U**	mg/kg	0.033	0.0097	1	09/18/17 00:00	09/19/17 15:54	56-55-3	Q
Benzo(a)pyrene	**0.0039 U**	mg/kg	0.033	0.0039	1	09/18/17 00:00	09/19/17 15:54	50-32-8	Q
Benzo(b)fluoranthene	**0.025 U**	mg/kg	0.033	0.025	1	09/18/17 00:00	09/19/17 15:54	205-99-2	Q
Benzo(g,h,i)perylene	**0.012 U**	mg/kg	0.033	0.012	1	09/18/17 00:00	09/19/17 15:54	191-24-2	Q
Benzo(k)fluoranthene	**0.0072 U**	mg/kg	0.033	0.0072	1	09/18/17 00:00	09/19/17 15:54	207-08-9	Q
Chrysene	**0.012 U**	mg/kg	0.033	0.012	1	09/18/17 00:00	09/19/17 15:54	218-01-9	Q
Dibenz(a,h)anthracene	**0.017 U**	mg/kg	0.033	0.017	1	09/18/17 00:00	09/19/17 15:54	53-70-3	Q
Fluoranthene	**0.011 U**	mg/kg	0.033	0.011	1	09/18/17 00:00	09/19/17 15:54	206-44-0	Q
Fluorene	**0.015 U**	mg/kg	0.033	0.015	1	09/18/17 00:00	09/19/17 15:54	86-73-7	Q
Indeno(1,2,3-cd)pyrene	**0.017 U**	mg/kg	0.033	0.017	1	09/18/17 00:00	09/19/17 15:54	193-39-5	Q
1-Methylnaphthalene	**0.012 U**	mg/kg	0.033	0.012	1	09/18/17 00:00	09/19/17 15:54	90-12-0	Q
2-Methylnaphthalene	**0.014 U**	mg/kg	0.033	0.014	1	09/18/17 00:00	09/19/17 15:54	91-57-6	Q
Naphthalene	**0.011 U**	mg/kg	0.033	0.011	1	09/18/17 00:00	09/19/17 15:54	91-20-3	Q
Phenanthrene	**0.013 U**	mg/kg	0.033	0.013	1	09/18/17 00:00	09/19/17 15:54	85-01-8	Q
Pyrene	**0.017 U**	mg/kg	0.033	0.017	1	09/18/17 00:00	09/19/17 15:54	129-00-0	Q
Surrogates									
Nitrobenzene-d5 (S)	81	%	16-123		1	09/18/17 00:00	09/19/17 15:54	4165-60-0	
2-Fluorobiphenyl (S)	89	%	32-129		1	09/18/17 00:00	09/19/17 15:54	321-60-8	
Terphenyl-d14 (S)	100	%	38-138		1	09/18/17 00:00	09/19/17 15:54	1718-51-0	
Percent Moisture	Analytical Method: ASTM D2974-87								
Percent Moisture	**0.88**	%	0.10	0.10	1		09/05/17 15:19		

This report shall not be reproduced, except in full,
without the written consent of Pace Analytical Services, LLC.

Pace Analytical Services, LLC
3610 Park Central Blvd N
Pompano Beach, FL 33064
954-582-4300

ANALYTICAL RESULTS

Project: 09217186.00/Ludlum Trail
Pace Project No.: 35333909

Sample: SB-10-1 (0-0.5) **Lab ID: 35333909016** Collected: 09/01/17 16:00 Received: 09/01/17 18:00 Matrix: Solid

Results reported on a "dry weight" basis and are adjusted for percent moisture, sample size and any dilutions.

Parameters	Results	Units	PQL	MDL	DF	Prepared	Analyzed	CAS No.	Qual
FL-PRO Soil Microwave	Analytical Method: FL-PRO Preparation Method: EPA 3546								
Petroleum Range Organics	**16.9**	mg/kg	4.3	2.8	1	09/06/17 09:45	09/08/17 16:08		
Surrogates									
o-Terphenyl (S)	94	%	62-109		1	09/06/17 09:45	09/08/17 16:08	84-15-1	
N-Pentatriacontane (S)	61	%	42-159		1	09/06/17 09:45	09/08/17 16:08	630-07-09	
6010 MET ICP	Analytical Method: EPA 6010 Preparation Method: EPA 3050								
Arsenic	**7.3**	mg/kg	0.63	0.31	1	09/06/17 18:50	09/14/17 01:35	7440-38-2	
Cadmium	**0.79**	mg/kg	0.31	0.16	5	09/06/17 18:50	09/15/17 14:51	7440-43-9	
Chromium	**18.9**	mg/kg	0.31	0.16	1	09/06/17 18:50	09/14/17 01:35	7440-47-3	
Copper	**23.3**	mg/kg	1.6	0.78	5	09/06/17 18:50	09/15/17 14:51	7440-50-8	
Lead	**53.4**	mg/kg	3.1	1.6	5	09/06/17 18:50	09/15/17 14:51	7439-92-1	
8270 MSSV Short List Microwave	Analytical Method: EPA 8270 Preparation Method: EPA 3546								
Acenaphthene	**0.066 U**	mg/kg	0.18	0.066	5	09/06/17 15:55	09/07/17 11:26	83-32-9	
Acenaphthylene	**0.20**	mg/kg	0.18	0.056	5	09/06/17 15:55	09/07/17 11:26	208-96-8	
Anthracene	**0.089 I**	mg/kg	0.18	0.055	5	09/06/17 15:55	09/07/17 11:26	120-12-7	
Benzo(a)anthracene	**0.48**	mg/kg	0.18	0.052	5	09/06/17 15:55	09/07/17 11:26	56-55-3	
Benzo(a)pyrene	**0.60**	mg/kg	0.18	0.021	5	09/06/17 15:55	09/07/17 11:26	50-32-8	
Benzo(b)fluoranthene	**1.0**	mg/kg	0.18	0.14	5	09/06/17 15:55	09/07/17 11:26	205-99-2	
Benzo(g,h,i)perylene	**0.48**	mg/kg	0.18	0.065	5	09/06/17 15:55	09/07/17 11:26	191-24-2	
Benzo(k)fluoranthene	**0.39**	mg/kg	0.18	0.039	5	09/06/17 15:55	09/07/17 11:26	207-08-9	
Chrysene	**0.55**	mg/kg	0.18	0.065	5	09/06/17 15:55	09/07/17 11:26	218-01-9	
Dibenz(a,h)anthracene	**0.12 I**	mg/kg	0.18	0.091	5	09/06/17 15:55	09/07/17 11:26	53-70-3	
Fluoranthene	**0.58**	mg/kg	0.18	0.059	5	09/06/17 15:55	09/07/17 11:26	206-44-0	
Fluorene	**0.082 U**	mg/kg	0.18	0.082	5	09/06/17 15:55	09/07/17 11:26	86-73-7	
Indeno(1,2,3-cd)pyrene	**0.41**	mg/kg	0.18	0.091	5	09/06/17 15:55	09/07/17 11:26	193-39-5	
1-Methylnaphthalene	**0.064 U**	mg/kg	0.18	0.064	5	09/06/17 15:55	09/07/17 11:26	90-12-0	
2-Methylnaphthalene	**0.073 U**	mg/kg	0.18	0.073	5	09/06/17 15:55	09/07/17 11:26	91-57-6	
Naphthalene	**0.059 U**	mg/kg	0.18	0.059	5	09/06/17 15:55	09/07/17 11:26	91-20-3	
Phenanthrene	**0.068 U**	mg/kg	0.18	0.068	5	09/06/17 15:55	09/07/17 11:26	85-01-8	
Pyrene	**0.79**	mg/kg	0.18	0.091	5	09/06/17 15:55	09/07/17 11:26	129-00-0	
Surrogates									
Nitrobenzene-d5 (S)	51	%	16-123		5	09/06/17 15:55	09/07/17 11:26	4165-60-0	
2-Fluorobiphenyl (S)	83	%	32-129		5	09/06/17 15:55	09/07/17 11:26	321-60-8	
Terphenyl-d14 (S)	92	%	38-138		5	09/06/17 15:55	09/07/17 11:26	1718-51-0	
8270 MSSV PAH by SIM SPLP	Analytical Method: EPA 8270 by SIM Preparation Method: EPA 3510 Leachate Method/Date: EPA 1312; 10/05/17 14:48								
Acenaphthene	**0.026 U**	ug/L	0.51	0.026	1	10/06/17 16:00	10/07/17 06:46	83-32-9	Q
Acenaphthylene	**0.026 U**	ug/L	0.51	0.026	1	10/06/17 16:00	10/07/17 06:46	208-96-8	Q
Anthracene	**0.026 U**	ug/L	0.51	0.026	1	10/06/17 16:00	10/07/17 06:46	120-12-7	Q
Benzo(a)anthracene	**0.026 U**	ug/L	0.10	0.026	1	10/06/17 16:00	10/07/17 06:46	56-55-3	Q
Benzo(a)pyrene	**0.026 U**	ug/L	0.10	0.026	1	10/06/17 16:00	10/07/17 06:46	50-32-8	Q
Benzo(b)fluoranthene	**0.026 U**	ug/L	0.10	0.026	1	10/06/17 16:00	10/07/17 06:46	205-99-2	Q
Benzo(g,h,i)perylene	**0.028 U**	ug/L	0.51	0.028	1	10/06/17 16:00	10/07/17 06:46	191-24-2	J(L1),Q

This report shall not be reproduced, except in full,
without the written consent of Pace Analytical Services, LLC.

Pace Analytical Services, LLC
3610 Park Central Blvd N
Pompano Beach, FL 33064
954-582-4300

ANALYTICAL RESULTS

Project: 09217186.00/Ludlum Trail
Pace Project No.: 35333909

Sample: SB-10-1 (0-0.5) **Lab ID: 35333909016** Collected: 09/01/17 16:00 Received: 09/01/17 18:00 Matrix: Solid

Results reported on a "dry weight" basis and are adjusted for percent moisture, sample size and any dilutions.

Parameters	Results	Units	PQL	MDL	DF	Prepared	Analyzed	CAS No.	Qual
8270 MSSV PAH by SIM SPLP	Analytical Method: EPA 8270 by SIM Preparation Method: EPA 3510								
	Leachate Method/Date: EPA 1312; 10/05/17 14:48								
Benzo(k)fluoranthene	**0.026 U**	ug/L	0.51	0.026	1	10/06/17 16:00	10/07/17 06:46	207-08-9	Q
Chrysene	**0.026 U**	ug/L	0.51	0.026	1	10/06/17 16:00	10/07/17 06:46	218-01-9	Q
Dibenz(a,h)anthracene	**0.035 U**	ug/L	0.10	0.035	1	10/06/17 16:00	10/07/17 06:46	53-70-3	Q
Fluoranthene	**0.026 U**	ug/L	0.51	0.026	1	10/06/17 16:00	10/07/17 06:46	206-44-0	Q
Fluorene	**0.026 U**	ug/L	0.51	0.026	1	10/06/17 16:00	10/07/17 06:46	86-73-7	Q
Indeno(1,2,3-cd)pyrene	**0.030 U**	ug/L	0.10	0.030	1	10/06/17 16:00	10/07/17 06:46	193-39-5	Q
1-Methylnaphthalene	**1.0 U**	ug/L	2.0	1.0	1	10/06/17 16:00	10/07/17 06:46	90-12-0	Q
2-Methylnaphthalene	**1.0 U**	ug/L	2.0	1.0	1	10/06/17 16:00	10/07/17 06:46	91-57-6	Q
Naphthalene	**1.0 U**	ug/L	2.0	1.0	1	10/06/17 16:00	10/07/17 06:46	91-20-3	Q
Phenanthrene	**0.051 U**	ug/L	0.51	0.051	1	10/06/17 16:00	10/07/17 06:46	85-01-8	Q
Pyrene	**0.026 U**	ug/L	0.51	0.026	1	10/06/17 16:00	10/07/17 06:46	129-00-0	Q
Surrogates									
2-Fluorobiphenyl (S)	64	%	33-101		1	10/06/17 16:00	10/07/17 06:46	321-60-8	
Terphenyl-d14 (S)	60	%	38-115		1	10/06/17 16:00	10/07/17 06:46	1718-51-0	
8260/5035A Volatile Organics	Analytical Method: EPA 8260								
Acetone	**0.028 I**	mg/kg	0.11	0.011	1		09/08/17 17:49	67-64-1	
Acetonitrile	**0.029 U**	mg/kg	0.056	0.029	1		09/08/17 17:49	75-05-8	
Benzene	**0.0018 U**	mg/kg	0.0056	0.0018	1		09/08/17 17:49	71-43-2	
Bromobenzene	**0.0022 U**	mg/kg	0.0056	0.0022	1		09/08/17 17:49	108-86-1	
Bromochloromethane	**0.0019 U**	mg/kg	0.0056	0.0019	1		09/08/17 17:49	74-97-5	
Bromodichloromethane	**0.0021 U**	mg/kg	0.0056	0.0021	1		09/08/17 17:49	75-27-4	
Bromoform	**0.0026 U**	mg/kg	0.0056	0.0026	1		09/08/17 17:49	75-25-2	
Bromomethane	**0.0028 U**	mg/kg	0.011	0.0028	1		09/08/17 17:49	74-83-9	
2-Butanone (MEK)	**0.0033 U**	mg/kg	0.11	0.0033	1		09/08/17 17:49	78-93-3	
n-Butylbenzene	**0.0020 U**	mg/kg	0.0056	0.0020	1		09/08/17 17:49	104-51-8	
sec-Butylbenzene	**0.0018 U**	mg/kg	0.0056	0.0018	1		09/08/17 17:49	135-98-8	
tert-Butylbenzene	**0.0022 U**	mg/kg	0.0056	0.0022	1		09/08/17 17:49	98-06-6	
Carbon disulfide	**0.0034 U**	mg/kg	0.011	0.0034	1		09/08/17 17:49	75-15-0	
Carbon tetrachloride	**0.0029 U**	mg/kg	0.0056	0.0029	1		09/08/17 17:49	56-23-5	
Chlorobenzene	**0.0021 U**	mg/kg	0.0056	0.0021	1		09/08/17 17:49	108-90-7	
Chloroethane	**0.0027 U**	mg/kg	0.011	0.0027	1		09/08/17 17:49	75-00-3	
Chloroform	**0.0018 U**	mg/kg	0.0056	0.0018	1		09/08/17 17:49	67-66-3	
Chloromethane	**0.0027 U**	mg/kg	0.011	0.0027	1		09/08/17 17:49	74-87-3	
2-Chlorotoluene	**0.0019 U**	mg/kg	0.0056	0.0019	1		09/08/17 17:49	95-49-8	
4-Chlorotoluene	**0.0020 U**	mg/kg	0.0056	0.0020	1		09/08/17 17:49	106-43-4	
Dibromochloromethane	**0.0020 U**	mg/kg	0.0056	0.0020	1		09/08/17 17:49	124-48-1	
Dibromomethane	**0.0028 U**	mg/kg	0.0056	0.0028	1		09/08/17 17:49	74-95-3	
1,2-Dichlorobenzene	**0.0021 U**	mg/kg	0.0056	0.0021	1		09/08/17 17:49	95-50-1	
1,3-Dichlorobenzene	**0.0022 U**	mg/kg	0.0056	0.0022	1		09/08/17 17:49	541-73-1	
1,4-Dichlorobenzene	**0.0019 U**	mg/kg	0.0056	0.0019	1		09/08/17 17:49	106-46-7	
Dichlorodifluoromethane	**0.0040 U**	mg/kg	0.011	0.0040	1		09/08/17 17:49	75-71-8	
1,1-Dichloroethane	**0.0017 U**	mg/kg	0.0056	0.0017	1		09/08/17 17:49	75-34-3	
1,2-Dichloroethane	**0.0025 U**	mg/kg	0.0056	0.0025	1		09/08/17 17:49	107-06-2	

This report shall not be reproduced, except in full,
without the written consent of Pace Analytical Services, LLC.

Pace Analytical Services, LLC
3610 Park Central Blvd N
Pompano Beach, FL 33064
954-582-4300

ANALYTICAL RESULTS

Project: 09217186.00/Ludlum Trail
Pace Project No.: 35333909

Sample: SB-10-1 (0-0.5) **Lab ID: 35333909016** Collected: 09/01/17 16:00 Received: 09/01/17 18:00 Matrix: Solid

Results reported on a "dry weight" basis and are adjusted for percent moisture, sample size and any dilutions.

Parameters	Results	Units	PQL	MDL	DF	Prepared	Analyzed	CAS No.	Qual
8260/5035A Volatile Organics	Analytical Method: EPA 8260								
1,1-Dichloroethene	**0.0020 U**	mg/kg	0.0056	0.0020	1		09/08/17 17:49	75-35-4	
cis-1,2-Dichloroethene	**0.0016 U**	mg/kg	0.0056	0.0016	1		09/08/17 17:49	156-59-2	
trans-1,2-Dichloroethene	**0.0021 U**	mg/kg	0.0056	0.0021	1		09/08/17 17:49	156-60-5	
1,2-Dichloropropane	**0.0019 U**	mg/kg	0.0056	0.0019	1		09/08/17 17:49	78-87-5	
1,3-Dichloropropane	**0.0021 U**	mg/kg	0.0056	0.0021	1		09/08/17 17:49	142-28-9	
2,2-Dichloropropane	**0.0019 U**	mg/kg	0.0056	0.0019	1		09/08/17 17:49	594-20-7	
1,1-Dichloropropene	**0.0017 U**	mg/kg	0.0056	0.0017	1		09/08/17 17:49	563-58-6	
cis-1,3-Dichloropropene	**0.0020 U**	mg/kg	0.0056	0.0020	1		09/08/17 17:49	10061-01-5	
trans-1,3-Dichloropropene	**0.0017 U**	mg/kg	0.0056	0.0017	1		09/08/17 17:49	10061-02-6	
Ethylbenzene	**0.0020 U**	mg/kg	0.0056	0.0020	1		09/08/17 17:49	100-41-4	
2-Hexanone	**0.0044 U**	mg/kg	0.056	0.0044	1		09/08/17 17:49	591-78-6	
Iodomethane	**0.011 U**	mg/kg	0.011	0.011	1		09/08/17 17:49	74-88-4	
Isopropylbenzene (Cumene)	**0.0021 U**	mg/kg	0.0056	0.0021	1		09/08/17 17:49	98-82-8	
p-Isopropyltoluene	**0.0019 U**	mg/kg	0.0056	0.0019	1		09/08/17 17:49	99-87-6	
Methylene Chloride	**0.0034 U**	mg/kg	0.022	0.0034	1		09/08/17 17:49	75-09-2	
4-Methyl-2-pentanone (MIBK)	**0.0042 U**	mg/kg	0.056	0.0042	1		09/08/17 17:49	108-10-1	
Methyl-tert-butyl ether	**0.0017 U**	mg/kg	0.0056	0.0017	1		09/08/17 17:49	1634-04-4	
n-Propylbenzene	**0.0019 U**	mg/kg	0.0056	0.0019	1		09/08/17 17:49	103-65-1	
Styrene	**0.0020 U**	mg/kg	0.0056	0.0020	1		09/08/17 17:49	100-42-5	
1,1,1,2-Tetrachloroethane	**0.0024 U**	mg/kg	0.0056	0.0024	1		09/08/17 17:49	630-20-6	
1,1,2,2-Tetrachloroethane	**0.0021 U**	mg/kg	0.0056	0.0021	1		09/08/17 17:49	79-34-5	
Tetrachloroethene	**0.0019 U**	mg/kg	0.0056	0.0019	1		09/08/17 17:49	127-18-4	
Toluene	**0.0020 U**	mg/kg	0.0056	0.0020	1		09/08/17 17:49	108-88-3	
1,2,3-Trichlorobenzene	**0.0025 U**	mg/kg	0.0056	0.0025	1		09/08/17 17:49	87-61-6	
1,2,4-Trichlorobenzene	**0.0018 U**	mg/kg	0.0056	0.0018	1		09/08/17 17:49	120-82-1	
1,1,1-Trichloroethane	**0.0020 U**	mg/kg	0.0056	0.0020	1		09/08/17 17:49	71-55-6	
1,1,2-Trichloroethane	**0.0024 U**	mg/kg	0.0056	0.0024	1		09/08/17 17:49	79-00-5	
Trichloroethene	**0.0024 U**	mg/kg	0.0056	0.0024	1		09/08/17 17:49	79-01-6	
Trichlorofluoromethane	**0.0025 U**	mg/kg	0.0056	0.0025	1		09/08/17 17:49	75-69-4	
1,2,3-Trichloropropane	**0.0018 U**	mg/kg	0.0056	0.0018	1		09/08/17 17:49	96-18-4	
1,2,3-Trimethylbenzene	**0.0019 U**	mg/kg	0.0056	0.0019	1		09/08/17 17:49	526-73-8	
1,2,4-Trimethylbenzene	**0.0022 U**	mg/kg	0.0056	0.0022	1		09/08/17 17:49	95-63-6	
1,3,5-Trimethylbenzene	**0.0020 U**	mg/kg	0.0056	0.0020	1		09/08/17 17:49	108-67-8	
Vinyl acetate	**0.0099 U**	mg/kg	0.056	0.0099	1		09/08/17 17:49	108-05-4	
Vinyl chloride	**0.0020 U**	mg/kg	0.011	0.0020	1		09/08/17 17:49	75-01-4	
Xylene (Total)	**0.0040 U**	mg/kg	0.011	0.0040	1		09/08/17 17:49	1330-20-7	
m&p-Xylene	**0.0040 U**	mg/kg	0.011	0.0040	1		09/08/17 17:49	179601-23-1	
o-Xylene	**0.0021 U**	mg/kg	0.0056	0.0021	1		09/08/17 17:49	95-47-6	
Surrogates									
Toluene-d8 (S)	101	%	70-130		1		09/08/17 17:49	2037-26-5	3p
4-Bromofluorobenzene (S)	81	%	70-130		1		09/08/17 17:49	460-00-4	
1,2-Dichloroethane-d4 (S)	94	%	70-132		1		09/08/17 17:49	17060-07-0	
Percent Moisture	Analytical Method: ASTM D2974-87								
Percent Moisture	**7.5**	%	0.10	0.10	1		09/05/17 15:19		

REPORT OF LABORATORY ANALYSIS

This report shall not be reproduced, except in full,
without the written consent of Pace Analytical Services, LLC.

Pace Analytical Services, LLC
3610 Park Central Blvd N
Pompano Beach, FL 33064
954-582-4300

ANALYTICAL RESULTS

Project: 09217186.00/Ludlum Trail
Pace Project No.: 35333909

Sample: SB-10-1 (0.5-2) **Lab ID: 35333909017** Collected: 09/01/17 16:03 Received: 09/01/17 18:00 Matrix: Solid

Results reported on a "dry weight" basis and are adjusted for percent moisture, sample size and any dilutions.

Parameters	Results	Units	PQL	MDL	DF	Prepared	Analyzed	CAS No.	Qual
FL-PRO Soil Microwave	Analytical Method: FL-PRO Preparation Method: EPA 3546								
Petroleum Range Organics	**9.5 I**	mg/kg	10.7	6.8	1	09/06/17 09:45	09/08/17 17:02		
Surrogates									
o-Terphenyl (S)	82	%	62-109		1	09/06/17 09:45	09/08/17 17:02	84-15-1	
N-Pentatriacontane (S)	131	%	42-159		1	09/06/17 09:45	09/08/17 17:02	630-07-09	
6010 MET ICP	Analytical Method: EPA 6010 Preparation Method: EPA 3050								
Arsenic	**1.4**	mg/kg	0.59	0.30	1	09/06/17 18:50	09/14/17 01:40	7440-38-2	
Cadmium	**0.30 U**	mg/kg	0.59	0.30	10	09/06/17 18:50	09/15/17 14:56	7440-43-9	D3
Chromium	**7.2**	mg/kg	3.0	1.5	10	09/06/17 18:50	09/15/17 14:56	7440-47-3	D3
Copper	**1.5 U**	mg/kg	3.0	1.5	10	09/06/17 18:50	09/15/17 14:56	7440-50-8	D3
Lead	**3.0 U**	mg/kg	5.9	3.0	10	09/06/17 18:50	09/15/17 14:56	7439-92-1	D3
8270 MSSV Short List Microwave	Analytical Method: EPA 8270 Preparation Method: EPA 3546								
Acenaphthene	**0.039 U**	mg/kg	0.11	0.039	1	09/06/17 15:55	09/07/17 11:48	83-32-9	D3
Acenaphthylene	**0.033 U**	mg/kg	0.11	0.033	1	09/06/17 15:55	09/07/17 11:48	208-96-8	D3
Anthracene	**0.033 U**	mg/kg	0.11	0.033	1	09/06/17 15:55	09/07/17 11:48	120-12-7	D3
Benzo(a)anthracene	**0.031 U**	mg/kg	0.11	0.031	1	09/06/17 15:55	09/07/17 11:48	56-55-3	D3
Benzo(a)pyrene	**0.013 U**	mg/kg	0.11	0.013	1	09/06/17 15:55	09/07/17 11:48	50-32-8	D3
Benzo(b)fluoranthene	**0.081 U**	mg/kg	0.11	0.081	1	09/06/17 15:55	09/07/17 11:48	205-99-2	D3
Benzo(g,h,i)perylene	**0.039 U**	mg/kg	0.11	0.039	1	09/06/17 15:55	09/07/17 11:48	191-24-2	D3
Benzo(k)fluoranthene	**0.023 U**	mg/kg	0.11	0.023	1	09/06/17 15:55	09/07/17 11:48	207-08-9	D3
Chrysene	**0.038 U**	mg/kg	0.11	0.038	1	09/06/17 15:55	09/07/17 11:48	218-01-9	D3
Dibenz(a,h)anthracene	**0.054 U**	mg/kg	0.11	0.054	1	09/06/17 15:55	09/07/17 11:48	53-70-3	D3
Fluoranthene	**0.035 U**	mg/kg	0.11	0.035	1	09/06/17 15:55	09/07/17 11:48	206-44-0	D3
Fluorene	**0.048 U**	mg/kg	0.11	0.048	1	09/06/17 15:55	09/07/17 11:48	86-73-7	D3
Indeno(1,2,3-cd)pyrene	**0.054 U**	mg/kg	0.11	0.054	1	09/06/17 15:55	09/07/17 11:48	193-39-5	D3
1-Methylnaphthalene	**0.038 U**	mg/kg	0.11	0.038	1	09/06/17 15:55	09/07/17 11:48	90-12-0	D3
2-Methylnaphthalene	**0.043 U**	mg/kg	0.11	0.043	1	09/06/17 15:55	09/07/17 11:48	91-57-6	D3
Naphthalene	**0.035 U**	mg/kg	0.11	0.035	1	09/06/17 15:55	09/07/17 11:48	91-20-3	D3
Phenanthrene	**0.040 U**	mg/kg	0.11	0.040	1	09/06/17 15:55	09/07/17 11:48	85-01-8	D3
Pyrene	**0.054 U**	mg/kg	0.11	0.054	1	09/06/17 15:55	09/07/17 11:48	129-00-0	D3
Surrogates									
Nitrobenzene-d5 (S)	72	%	16-123		1	09/06/17 15:55	09/07/17 11:48	4165-60-0	
2-Fluorobiphenyl (S)	86	%	32-129		1	09/06/17 15:55	09/07/17 11:48	321-60-8	
Terphenyl-d14 (S)	97	%	38-138		1	09/06/17 15:55	09/07/17 11:48	1718-51-0	
8260/5035A Volatile Organics	Analytical Method: EPA 8260								
Acetone	**0.011 I**	mg/kg	0.099	0.0099	1		09/08/17 18:10	67-64-1	
Acetonitrile	**0.026 U**	mg/kg	0.050	0.026	1		09/08/17 18:10	75-05-8	
Benzene	**0.0016 U**	mg/kg	0.0050	0.0016	1		09/08/17 18:10	71-43-2	
Bromobenzene	**0.0020 U**	mg/kg	0.0050	0.0020	1		09/08/17 18:10	108-86-1	
Bromochloromethane	**0.0017 U**	mg/kg	0.0050	0.0017	1		09/08/17 18:10	74-97-5	
Bromodichloromethane	**0.0019 U**	mg/kg	0.0050	0.0019	1		09/08/17 18:10	75-27-4	
Bromoform	**0.0023 U**	mg/kg	0.0050	0.0023	1		09/08/17 18:10	75-25-2	
Bromomethane	**0.0025 U**	mg/kg	0.0099	0.0025	1		09/08/17 18:10	74-83-9	

This report shall not be reproduced, except in full,
without the written consent of Pace Analytical Services, LLC.

Pace Analytical Services, LLC
3610 Park Central Blvd N
Pompano Beach, FL 33064
954-582-4300

ANALYTICAL RESULTS

Project: 09217186.00/Ludlum Trail
Pace Project No.: 35333909

Sample: SB-10-1 (0.5-2) **Lab ID: 35333909017** Collected: 09/01/17 16:03 Received: 09/01/17 18:00 Matrix: Solid

Results reported on a "dry weight" basis and are adjusted for percent moisture, sample size and any dilutions.

Parameters	Results	Units	PQL	MDL	DF	Prepared	Analyzed	CAS No.	Qual
8260/5035A Volatile Organics	Analytical Method: EPA 8260								
2-Butanone (MEK)	**0.0029 U**	mg/kg	0.099	0.0029	1		09/08/17 18:10	78-93-3	
n-Butylbenzene	**0.0018 U**	mg/kg	0.0050	0.0018	1		09/08/17 18:10	104-51-8	
sec-Butylbenzene	**0.0016 U**	mg/kg	0.0050	0.0016	1		09/08/17 18:10	135-98-8	
tert-Butylbenzene	**0.0020 U**	mg/kg	0.0050	0.0020	1		09/08/17 18:10	98-06-6	
Carbon disulfide	**0.0030 U**	mg/kg	0.0099	0.0030	1		09/08/17 18:10	75-15-0	
Carbon tetrachloride	**0.0026 U**	mg/kg	0.0050	0.0026	1		09/08/17 18:10	56-23-5	
Chlorobenzene	**0.0019 U**	mg/kg	0.0050	0.0019	1		09/08/17 18:10	108-90-7	
Chloroethane	**0.0024 U**	mg/kg	0.0099	0.0024	1		09/08/17 18:10	75-00-3	
Chloroform	**0.0016 U**	mg/kg	0.0050	0.0016	1		09/08/17 18:10	67-66-3	
Chloromethane	**0.0024 U**	mg/kg	0.0099	0.0024	1		09/08/17 18:10	74-87-3	
2-Chlorotoluene	**0.0017 U**	mg/kg	0.0050	0.0017	1		09/08/17 18:10	95-49-8	
4-Chlorotoluene	**0.0018 U**	mg/kg	0.0050	0.0018	1		09/08/17 18:10	106-43-4	
Dibromochloromethane	**0.0018 U**	mg/kg	0.0050	0.0018	1		09/08/17 18:10	124-48-1	
Dibromomethane	**0.0025 U**	mg/kg	0.0050	0.0025	1		09/08/17 18:10	74-95-3	
1,2-Dichlorobenzene	**0.0019 U**	mg/kg	0.0050	0.0019	1		09/08/17 18:10	95-50-1	
1,3-Dichlorobenzene	**0.0020 U**	mg/kg	0.0050	0.0020	1		09/08/17 18:10	541-73-1	
1,4-Dichlorobenzene	**0.0017 U**	mg/kg	0.0050	0.0017	1		09/08/17 18:10	106-46-7	
Dichlorodifluoromethane	**0.0036 U**	mg/kg	0.0099	0.0036	1		09/08/17 18:10	75-71-8	
1,1-Dichloroethane	**0.0015 U**	mg/kg	0.0050	0.0015	1		09/08/17 18:10	75-34-3	
1,2-Dichloroethane	**0.0022 U**	mg/kg	0.0050	0.0022	1		09/08/17 18:10	107-06-2	
1,1-Dichloroethene	**0.0018 U**	mg/kg	0.0050	0.0018	1		09/08/17 18:10	75-35-4	
cis-1,2-Dichloroethene	**0.0014 U**	mg/kg	0.0050	0.0014	1		09/08/17 18:10	156-59-2	
trans-1,2-Dichloroethene	**0.0019 U**	mg/kg	0.0050	0.0019	1		09/08/17 18:10	156-60-5	
1,2-Dichloropropane	**0.0017 U**	mg/kg	0.0050	0.0017	1		09/08/17 18:10	78-87-5	
1,3-Dichloropropane	**0.0019 U**	mg/kg	0.0050	0.0019	1		09/08/17 18:10	142-28-9	
2,2-Dichloropropane	**0.0017 U**	mg/kg	0.0050	0.0017	1		09/08/17 18:10	594-20-7	
1,1-Dichloropropene	**0.0015 U**	mg/kg	0.0050	0.0015	1		09/08/17 18:10	563-58-6	
cis-1,3-Dichloropropene	**0.0018 U**	mg/kg	0.0050	0.0018	1		09/08/17 18:10	10061-01-5	
trans-1,3-Dichloropropene	**0.0015 U**	mg/kg	0.0050	0.0015	1		09/08/17 18:10	10061-02-6	
Ethylbenzene	**0.0018 U**	mg/kg	0.0050	0.0018	1		09/08/17 18:10	100-41-4	
2-Hexanone	**0.0039 U**	mg/kg	0.050	0.0039	1		09/08/17 18:10	591-78-6	
Iodomethane	**0.0098 U**	mg/kg	0.0099	0.0098	1		09/08/17 18:10	74-88-4	
Isopropylbenzene (Cumene)	**0.0019 U**	mg/kg	0.0050	0.0019	1		09/08/17 18:10	98-82-8	
p-Isopropyltoluene	**0.0017 U**	mg/kg	0.0050	0.0017	1		09/08/17 18:10	99-87-6	
Methylene Chloride	**0.0030 U**	mg/kg	0.020	0.0030	1		09/08/17 18:10	75-09-2	
4-Methyl-2-pentanone (MIBK)	**0.0037 U**	mg/kg	0.050	0.0037	1		09/08/17 18:10	108-10-1	
Methyl-tert-butyl ether	**0.0015 U**	mg/kg	0.0050	0.0015	1		09/08/17 18:10	1634-04-4	
n-Propylbenzene	**0.0017 U**	mg/kg	0.0050	0.0017	1		09/08/17 18:10	103-65-1	
Styrene	**0.0018 U**	mg/kg	0.0050	0.0018	1		09/08/17 18:10	100-42-5	
1,1,1,2-Tetrachloroethane	**0.0021 U**	mg/kg	0.0050	0.0021	1		09/08/17 18:10	630-20-6	
1,1,2,2-Tetrachloroethane	**0.0019 U**	mg/kg	0.0050	0.0019	1		09/08/17 18:10	79-34-5	
Tetrachloroethene	**0.0017 U**	mg/kg	0.0050	0.0017	1		09/08/17 18:10	127-18-4	
Toluene	**0.0018 U**	mg/kg	0.0050	0.0018	1		09/08/17 18:10	108-88-3	
1,2,3-Trichlorobenzene	**0.0022 U**	mg/kg	0.0050	0.0022	1		09/08/17 18:10	87-61-6	
1,2,4-Trichlorobenzene	**0.0016 U**	mg/kg	0.0050	0.0016	1		09/08/17 18:10	120-82-1	

This report shall not be reproduced, except in full,
without the written consent of Pace Analytical Services, LLC.

Pace Analytical Services, LLC
3610 Park Central Blvd N
Pompano Beach, FL 33064
954-582-4300

ANALYTICAL RESULTS

Project: 09217186.00/Ludlum Trail
Pace Project No.: 35333909

Sample: SB-10-1 (0.5-2) **Lab ID: 35333909017** Collected: 09/01/17 16:03 Received: 09/01/17 18:00 Matrix: Solid

Results reported on a "dry weight" basis and are adjusted for percent moisture, sample size and any dilutions.

Parameters	Results	Units	PQL	MDL	DF	Prepared	Analyzed	CAS No.	Qual
8260/5035A Volatile Organics	Analytical Method: EPA 8260								
1,1,1-Trichloroethane	**0.0018 U**	mg/kg	0.0050	0.0018	1		09/08/17 18:10	71-55-6	
1,1,2-Trichloroethane	**0.0021 U**	mg/kg	0.0050	0.0021	1		09/08/17 18:10	79-00-5	
Trichloroethene	**0.0021 U**	mg/kg	0.0050	0.0021	1		09/08/17 18:10	79-01-6	
Trichlorofluoromethane	**0.0022 U**	mg/kg	0.0050	0.0022	1		09/08/17 18:10	75-69-4	
1,2,3-Trichloropropane	**0.0016 U**	mg/kg	0.0050	0.0016	1		09/08/17 18:10	96-18-4	
1,2,3-Trimethylbenzene	**0.0017 U**	mg/kg	0.0050	0.0017	1		09/08/17 18:10	526-73-8	
1,2,4-Trimethylbenzene	**0.0020 U**	mg/kg	0.0050	0.0020	1		09/08/17 18:10	95-63-6	
1,3,5-Trimethylbenzene	**0.0018 U**	mg/kg	0.0050	0.0018	1		09/08/17 18:10	108-67-8	
Vinyl acetate	**0.0088 U**	mg/kg	0.050	0.0088	1		09/08/17 18:10	108-05-4	
Vinyl chloride	**0.0018 U**	mg/kg	0.0099	0.0018	1		09/08/17 18:10	75-01-4	
Xylene (Total)	**0.0036 U**	mg/kg	0.0099	0.0036	1		09/08/17 18:10	1330-20-7	
m&p-Xylene	**0.0036 U**	mg/kg	0.0099	0.0036	1		09/08/17 18:10	179601-23-1	
o-Xylene	**0.0019 U**	mg/kg	0.0050	0.0019	1		09/08/17 18:10	95-47-6	
Surrogates									
Toluene-d8 (S)	102	%	70-130		1		09/08/17 18:10	2037-26-5	
4-Bromofluorobenzene (S)	89	%	70-130		1		09/08/17 18:10	460-00-4	
1,2-Dichloroethane-d4 (S)	93	%	70-132		1		09/08/17 18:10	17060-07-0	
Percent Moisture	Analytical Method: ASTM D2974-87								
Percent Moisture	**10.9**	%	0.10	0.10	1		09/05/17 15:19		

This report shall not be reproduced, except in full,
without the written consent of Pace Analytical Services, LLC.

Pace Analytical Services, LLC
3610 Park Central Blvd N
Pompano Beach, FL 33064
954-582-4300

ANALYTICAL RESULTS

Project: 09217186.00/Ludlum Trail
Pace Project No.: 35333909

Sample: SB-10-2 (0-0.5) **Lab ID: 35333909018** Collected: 09/01/17 16:12 Received: 09/01/17 18:00 Matrix: Solid

Results reported on a "dry weight" basis and are adjusted for percent moisture, sample size and any dilutions.

Parameters	Results	Units	PQL	MDL	DF	Prepared	Analyzed	CAS No.	Qual
FL-PRO Soil Microwave	Analytical Method: FL-PRO Preparation Method: EPA 3546								
Petroleum Range Organics	**4.2 I**	mg/kg	4.3	2.7	1	09/06/17 09:45	09/08/17 17:02		
Surrogates									
o-Terphenyl (S)	100	%	62-109		1	09/06/17 09:45	09/08/17 17:02	84-15-1	
N-Pentatriacontane (S)	84	%	42-159		1	09/06/17 09:45	09/08/17 17:02	630-07-09	
6010 MET ICP	Analytical Method: EPA 6010 Preparation Method: EPA 3050								
Arsenic	**34.5**	mg/kg	0.58	0.29	1	09/06/17 18:50	09/14/17 01:45	7440-38-2	
Cadmium	**0.15**	mg/kg	0.12	0.058	2	09/06/17 18:50	09/15/17 15:01	7440-43-9	D3
Chromium	**8.3**	mg/kg	0.29	0.15	1	09/06/17 18:50	09/14/17 01:45	7440-47-3	
Copper	**1.7**	mg/kg	0.58	0.29	2	09/06/17 18:50	09/15/17 15:01	7440-50-8	
Lead	**3.4**	mg/kg	1.2	0.58	2	09/06/17 18:50	09/15/17 15:01	7439-92-1	
6010 MET ICP, SPLP	Analytical Method: EPA 6010 Preparation Method: EPA 3010 Leachate Method/Date: EPA 1312; 10/02/17 16:34								
Arsenic	**0.087**	mg/L	0.010	0.0050	1	10/04/17 07:35	10/04/17 23:45	7440-38-2	
8270 MSSV Short List Microwave	Analytical Method: EPA 8270 Preparation Method: EPA 3546								
Acenaphthene	**0.013 U**	mg/kg	0.035	0.013	1	09/06/17 15:55	09/07/17 12:10	83-32-9	
Acenaphthylene	**0.47**	mg/kg	0.035	0.011	1	09/06/17 15:55	09/07/17 12:10	208-96-8	
Anthracene	**0.23**	mg/kg	0.035	0.011	1	09/06/17 15:55	09/07/17 12:10	120-12-7	
Benzo(a)anthracene	**1.0**	mg/kg	0.035	0.010	1	09/06/17 15:55	09/07/17 12:10	56-55-3	
Benzo(a)pyrene	**1.4**	mg/kg	0.035	0.0041	1	09/06/17 15:55	09/07/17 12:10	50-32-8	
Benzo(b)fluoranthene	**2.9**	mg/kg	0.035	0.026	1	09/06/17 15:55	09/07/17 12:10	205-99-2	
Benzo(g,h,i)perylene	**1.1**	mg/kg	0.035	0.013	1	09/06/17 15:55	09/07/17 12:10	191-24-2	
Benzo(k)fluoranthene	**0.0075 U**	mg/kg	0.035	0.0075	1	09/06/17 15:55	09/07/17 12:10	207-08-9	
Chrysene	**1.2**	mg/kg	0.035	0.012	1	09/06/17 15:55	09/07/17 12:10	218-01-9	
Dibenz(a,h)anthracene	**0.28**	mg/kg	0.035	0.018	1	09/06/17 15:55	09/07/17 12:10	53-70-3	
Fluoranthene	**1.1**	mg/kg	0.035	0.011	1	09/06/17 15:55	09/07/17 12:10	206-44-0	
Fluorene	**0.022 I**	mg/kg	0.035	0.016	1	09/06/17 15:55	09/07/17 12:10	86-73-7	
Indeno(1,2,3-cd)pyrene	**0.97**	mg/kg	0.035	0.018	1	09/06/17 15:55	09/07/17 12:10	193-39-5	
1-Methylnaphthalene	**0.012 U**	mg/kg	0.035	0.012	1	09/06/17 15:55	09/07/17 12:10	90-12-0	
2-Methylnaphthalene	**0.014 U**	mg/kg	0.035	0.014	1	09/06/17 15:55	09/07/17 12:10	91-57-6	
Naphthalene	**0.011 U**	mg/kg	0.035	0.011	1	09/06/17 15:55	09/07/17 12:10	91-20-3	
Phenanthrene	**0.088**	mg/kg	0.035	0.013	1	09/06/17 15:55	09/07/17 12:10	85-01-8	
Pyrene	**1.5**	mg/kg	0.035	0.018	1	09/06/17 15:55	09/07/17 12:10	129-00-0	
Surrogates									
Nitrobenzene-d5 (S)	57	%	16-123		1	09/06/17 15:55	09/07/17 12:10	4165-60-0	
2-Fluorobiphenyl (S)	77	%	32-129		1	09/06/17 15:55	09/07/17 12:10	321-60-8	
Terphenyl-d14 (S)	90	%	38-138		1	09/06/17 15:55	09/07/17 12:10	1718-51-0	
8260/5035A Volatile Organics	Analytical Method: EPA 8260								
Acetone	**0.026 I**	mg/kg	0.099	0.0099	1		09/08/17 18:30	67-64-1	
Acetonitrile	**0.026 U**	mg/kg	0.050	0.026	1		09/08/17 18:30	75-05-8	
Benzene	**0.0016 U**	mg/kg	0.0050	0.0016	1		09/08/17 18:30	71-43-2	
Bromobenzene	**0.0020 U**	mg/kg	0.0050	0.0020	1		09/08/17 18:30	108-86-1	

This report shall not be reproduced, except in full,
without the written consent of Pace Analytical Services, LLC.

Pace Analytical Services, LLC
3610 Park Central Blvd N
Pompano Beach, FL 33064
954-582-4300

ANALYTICAL RESULTS

Project: 09217186.00/Ludlum Trail
Pace Project No.: 35333909

Sample: SB-10-2 (0-0.5) **Lab ID: 35333909018** Collected: 09/01/17 16:12 Received: 09/01/17 18:00 Matrix: Solid

Results reported on a "dry weight" basis and are adjusted for percent moisture, sample size and any dilutions.

Parameters	Results	Units	PQL	MDL	DF	Prepared	Analyzed	CAS No.	Qual
8260/5035A Volatile Organics	Analytical Method: EPA 8260								
Bromochloromethane	**0.0017 U**	mg/kg	0.0050	0.0017	1		09/08/17 18:30	74-97-5	
Bromodichloromethane	**0.0019 U**	mg/kg	0.0050	0.0019	1		09/08/17 18:30	75-27-4	
Bromoform	**0.0023 U**	mg/kg	0.0050	0.0023	1		09/08/17 18:30	75-25-2	
Bromomethane	**0.0025 U**	mg/kg	0.0099	0.0025	1		09/08/17 18:30	74-83-9	
2-Butanone (MEK)	**0.0029 U**	mg/kg	0.099	0.0029	1		09/08/17 18:30	78-93-3	
n-Butylbenzene	**0.0018 U**	mg/kg	0.0050	0.0018	1		09/08/17 18:30	104-51-8	
sec-Butylbenzene	**0.0016 U**	mg/kg	0.0050	0.0016	1		09/08/17 18:30	135-98-8	
tert-Butylbenzene	**0.0020 U**	mg/kg	0.0050	0.0020	1		09/08/17 18:30	98-06-6	
Carbon disulfide	**0.0030 U**	mg/kg	0.0099	0.0030	1		09/08/17 18:30	75-15-0	
Carbon tetrachloride	**0.0026 U**	mg/kg	0.0050	0.0026	1		09/08/17 18:30	56-23-5	
Chlorobenzene	**0.0019 U**	mg/kg	0.0050	0.0019	1		09/08/17 18:30	108-90-7	
Chloroethane	**0.0024 U**	mg/kg	0.0099	0.0024	1		09/08/17 18:30	75-00-3	
Chloroform	**0.0016 U**	mg/kg	0.0050	0.0016	1		09/08/17 18:30	67-66-3	
Chloromethane	**0.0024 U**	mg/kg	0.0099	0.0024	1		09/08/17 18:30	74-87-3	
2-Chlorotoluene	**0.0017 U**	mg/kg	0.0050	0.0017	1		09/08/17 18:30	95-49-8	
4-Chlorotoluene	**0.0018 U**	mg/kg	0.0050	0.0018	1		09/08/17 18:30	106-43-4	
Dibromochloromethane	**0.0018 U**	mg/kg	0.0050	0.0018	1		09/08/17 18:30	124-48-1	
Dibromomethane	**0.0025 U**	mg/kg	0.0050	0.0025	1		09/08/17 18:30	74-95-3	
1,2-Dichlorobenzene	**0.0019 U**	mg/kg	0.0050	0.0019	1		09/08/17 18:30	95-50-1	
1,3-Dichlorobenzene	**0.0020 U**	mg/kg	0.0050	0.0020	1		09/08/17 18:30	541-73-1	
1,4-Dichlorobenzene	**0.0017 U**	mg/kg	0.0050	0.0017	1		09/08/17 18:30	106-46-7	
Dichlorodifluoromethane	**0.0036 U**	mg/kg	0.0099	0.0036	1		09/08/17 18:30	75-71-8	
1,1-Dichloroethane	**0.0015 U**	mg/kg	0.0050	0.0015	1		09/08/17 18:30	75-34-3	
1,2-Dichloroethane	**0.0022 U**	mg/kg	0.0050	0.0022	1		09/08/17 18:30	107-06-2	
1,1-Dichloroethene	**0.0018 U**	mg/kg	0.0050	0.0018	1		09/08/17 18:30	75-35-4	
cis-1,2-Dichloroethene	**0.0014 U**	mg/kg	0.0050	0.0014	1		09/08/17 18:30	156-59-2	
trans-1,2-Dichloroethene	**0.0019 U**	mg/kg	0.0050	0.0019	1		09/08/17 18:30	156-60-5	
1,2-Dichloropropane	**0.0017 U**	mg/kg	0.0050	0.0017	1		09/08/17 18:30	78-87-5	
1,3-Dichloropropane	**0.0019 U**	mg/kg	0.0050	0.0019	1		09/08/17 18:30	142-28-9	
2,2-Dichloropropane	**0.0017 U**	mg/kg	0.0050	0.0017	1		09/08/17 18:30	594-20-7	
1,1-Dichloropropene	**0.0015 U**	mg/kg	0.0050	0.0015	1		09/08/17 18:30	563-58-6	
cis-1,3-Dichloropropene	**0.0018 U**	mg/kg	0.0050	0.0018	1		09/08/17 18:30	10061-01-5	
trans-1,3-Dichloropropene	**0.0015 U**	mg/kg	0.0050	0.0015	1		09/08/17 18:30	10061-02-6	
Ethylbenzene	**0.0018 U**	mg/kg	0.0050	0.0018	1		09/08/17 18:30	100-41-4	
2-Hexanone	**0.0039 U**	mg/kg	0.050	0.0039	1		09/08/17 18:30	591-78-6	
Iodomethane	**0.0098 U**	mg/kg	0.0099	0.0098	1		09/08/17 18:30	74-88-4	
Isopropylbenzene (Cumene)	**0.0019 U**	mg/kg	0.0050	0.0019	1		09/08/17 18:30	98-82-8	
p-Isopropyltoluene	**0.0017 U**	mg/kg	0.0050	0.0017	1		09/08/17 18:30	99-87-6	
Methylene Chloride	**0.0030 U**	mg/kg	0.020	0.0030	1		09/08/17 18:30	75-09-2	
4-Methyl-2-pentanone (MIBK)	**0.0037 U**	mg/kg	0.050	0.0037	1		09/08/17 18:30	108-10-1	
Methyl-tert-butyl ether	**0.0015 U**	mg/kg	0.0050	0.0015	1		09/08/17 18:30	1634-04-4	
n-Propylbenzene	**0.0017 U**	mg/kg	0.0050	0.0017	1		09/08/17 18:30	103-65-1	
Styrene	**0.0018 U**	mg/kg	0.0050	0.0018	1		09/08/17 18:30	100-42-5	
1,1,1,2-Tetrachloroethane	**0.0021 U**	mg/kg	0.0050	0.0021	1		09/08/17 18:30	630-20-6	
1,1,2,2-Tetrachloroethane	**0.0019 U**	mg/kg	0.0050	0.0019	1		09/08/17 18:30	79-34-5	

This report shall not be reproduced, except in full,
without the written consent of Pace Analytical Services, LLC.

Pace Analytical Services, LLC
3610 Park Central Blvd N
Pompano Beach, FL 33064
954-582-4300

ANALYTICAL RESULTS

Project: 09217186.00/Ludlum Trail
Pace Project No.: 35333909

Sample: SB-10-2 (0-0.5) **Lab ID: 35333909018** Collected: 09/01/17 16:12 Received: 09/01/17 18:00 Matrix: Solid

Results reported on a "dry weight" basis and are adjusted for percent moisture, sample size and any dilutions.

Parameters	Results	Units	PQL	MDL	DF	Prepared	Analyzed	CAS No.	Qual
8260/5035A Volatile Organics	Analytical Method: EPA 8260								
Tetrachloroethene	**0.0017 U**	mg/kg	0.0050	0.0017	1		09/08/17 18:30	127-18-4	
Toluene	**0.0018 U**	mg/kg	0.0050	0.0018	1		09/08/17 18:30	108-88-3	
1,2,3-Trichlorobenzene	**0.0022 U**	mg/kg	0.0050	0.0022	1		09/08/17 18:30	87-61-6	
1,2,4-Trichlorobenzene	**0.0016 U**	mg/kg	0.0050	0.0016	1		09/08/17 18:30	120-82-1	
1,1,1-Trichloroethane	**0.0018 U**	mg/kg	0.0050	0.0018	1		09/08/17 18:30	71-55-6	
1,1,2-Trichloroethane	**0.0021 U**	mg/kg	0.0050	0.0021	1		09/08/17 18:30	79-00-5	
Trichloroethene	**0.0021 U**	mg/kg	0.0050	0.0021	1		09/08/17 18:30	79-01-6	
Trichlorofluoromethane	**0.0022 U**	mg/kg	0.0050	0.0022	1		09/08/17 18:30	75-69-4	
1,2,3-Trichloropropane	**0.0016 U**	mg/kg	0.0050	0.0016	1		09/08/17 18:30	96-18-4	
1,2,3-Trimethylbenzene	**0.0017 U**	mg/kg	0.0050	0.0017	1		09/08/17 18:30	526-73-8	
1,2,4-Trimethylbenzene	**0.0020 U**	mg/kg	0.0050	0.0020	1		09/08/17 18:30	95-63-6	
1,3,5-Trimethylbenzene	**0.0018 U**	mg/kg	0.0050	0.0018	1		09/08/17 18:30	108-67-8	
Vinyl acetate	**0.0087 U**	mg/kg	0.050	0.0087	1		09/08/17 18:30	108-05-4	
Vinyl chloride	**0.0018 U**	mg/kg	0.0099	0.0018	1		09/08/17 18:30	75-01-4	
Xylene (Total)	**0.0036 U**	mg/kg	0.0099	0.0036	1		09/08/17 18:30	1330-20-7	
m&p-Xylene	**0.0036 U**	mg/kg	0.0099	0.0036	1		09/08/17 18:30	179601-23-1	
o-Xylene	**0.0019 U**	mg/kg	0.0050	0.0019	1		09/08/17 18:30	95-47-6	
Surrogates									
Toluene-d8 (S)	98	%	70-130		1		09/08/17 18:30	2037-26-5	3p
4-Bromofluorobenzene (S)	78	%	70-130		1		09/08/17 18:30	460-00-4	
1,2-Dichloroethane-d4 (S)	96	%	70-132		1		09/08/17 18:30	17060-07-0	
Percent Moisture	Analytical Method: ASTM D2974-87								
Percent Moisture	**5.5**	%	0.10	0.10	1		09/05/17 15:20		

This report shall not be reproduced, except in full,
without the written consent of Pace Analytical Services, LLC.

Pace Analytical Services, LLC
3610 Park Central Blvd N
Pompano Beach, FL 33064
954-582-4300

ANALYTICAL RESULTS

Project: 09217186.00/Ludlum Trail
Pace Project No.: 35333909

Sample: SB-10-2 (0.5-2) **Lab ID: 35333909019** Collected: 09/01/17 16:14 Received: 09/01/17 18:00 Matrix: Solid

Results reported on a "dry weight" basis and are adjusted for percent moisture, sample size and any dilutions.

Parameters	Results	Units	PQL	MDL	DF	Prepared	Analyzed	CAS No.	Qual
FL-PRO Soil Microwave	Analytical Method: FL-PRO Preparation Method: EPA 3546								
Petroleum Range Organics	**6.9 U**	mg/kg	10.9	6.9	1	09/06/17 09:45	09/08/17 17:26		
Surrogates									
o-Terphenyl (S)	79	%	62-109		1	09/06/17 09:45	09/08/17 17:26	84-15-1	
N-Pentatriacontane (S)	109	%	42-159		1	09/06/17 09:45	09/08/17 17:26	630-07-09	
6010 MET ICP	Analytical Method: EPA 6010 Preparation Method: EPA 3050								
Arsenic	**12.6**	mg/kg	0.67	0.34	1	09/06/17 18:50	09/14/17 01:50	7440-38-2	
Cadmium	**0.17 U**	mg/kg	0.34	0.17	5	09/06/17 18:50	09/15/17 15:06	7440-43-9	D3
Chromium	**18.2**	mg/kg	0.34	0.17	1	09/06/17 18:50	09/14/17 01:50	7440-47-3	
Copper	**0.84 U**	mg/kg	1.7	0.84	5	09/06/17 18:50	09/15/17 15:06	7440-50-8	D3
Lead	**2.0 I**	mg/kg	3.4	1.7	5	09/06/17 18:50	09/15/17 15:06	7439-92-1	
8270 MSSV Short List Microwave	Analytical Method: EPA 8270 Preparation Method: EPA 3546								
Acenaphthene	**0.040 U**	mg/kg	0.11	0.040	1	09/06/17 15:55	09/07/17 12:32	83-32-9	D3
Acenaphthylene	**0.034 U**	mg/kg	0.11	0.034	1	09/06/17 15:55	09/07/17 12:32	208-96-8	D3
Anthracene	**0.033 U**	mg/kg	0.11	0.033	1	09/06/17 15:55	09/07/17 12:32	120-12-7	D3
Benzo(a)anthracene	**0.031 U**	mg/kg	0.11	0.031	1	09/06/17 15:55	09/07/17 12:32	56-55-3	D3
Benzo(a)pyrene	**0.025 I**	mg/kg	0.11	0.013	1	09/06/17 15:55	09/07/17 12:32	50-32-8	D3
Benzo(b)fluoranthene	**0.082 U**	mg/kg	0.11	0.082	1	09/06/17 15:55	09/07/17 12:32	205-99-2	D3
Benzo(g,h,i)perylene	**0.039 U**	mg/kg	0.11	0.039	1	09/06/17 15:55	09/07/17 12:32	191-24-2	D3
Benzo(k)fluoranthene	**0.023 U**	mg/kg	0.11	0.023	1	09/06/17 15:55	09/07/17 12:32	207-08-9	D3
Chrysene	**0.039 U**	mg/kg	0.11	0.039	1	09/06/17 15:55	09/07/17 12:32	218-01-9	D3
Dibenz(a,h)anthracene	**0.055 U**	mg/kg	0.11	0.055	1	09/06/17 15:55	09/07/17 12:32	53-70-3	D3
Fluoranthene	**0.053 I**	mg/kg	0.11	0.035	1	09/06/17 15:55	09/07/17 12:32	206-44-0	D3
Fluorene	**0.049 U**	mg/kg	0.11	0.049	1	09/06/17 15:55	09/07/17 12:32	86-73-7	D3
Indeno(1,2,3-cd)pyrene	**0.055 U**	mg/kg	0.11	0.055	1	09/06/17 15:55	09/07/17 12:32	193-39-5	D3
1-Methylnaphthalene	**0.038 U**	mg/kg	0.11	0.038	1	09/06/17 15:55	09/07/17 12:32	90-12-0	D3
2-Methylnaphthalene	**0.044 U**	mg/kg	0.11	0.044	1	09/06/17 15:55	09/07/17 12:32	91-57-6	D3
Naphthalene	**0.035 U**	mg/kg	0.11	0.035	1	09/06/17 15:55	09/07/17 12:32	91-20-3	D3
Phenanthrene	**0.041 U**	mg/kg	0.11	0.041	1	09/06/17 15:55	09/07/17 12:32	85-01-8	D3
Pyrene	**0.055 U**	mg/kg	0.11	0.055	1	09/06/17 15:55	09/07/17 12:32	129-00-0	D3
Surrogates									
Nitrobenzene-d5 (S)	66	%	16-123		1	09/06/17 15:55	09/07/17 12:32	4165-60-0	
2-Fluorobiphenyl (S)	84	%	32-129		1	09/06/17 15:55	09/07/17 12:32	321-60-8	
Terphenyl-d14 (S)	97	%	38-138		1	09/06/17 15:55	09/07/17 12:32	1718-51-0	
8270 MSSV PAH by SIM SPLP	Analytical Method: EPA 8270 by SIM Preparation Method: EPA 3510 Leachate Method/Date: EPA 1312; 09/18/17 15:40								
Acenaphthene	**0.025 U**	ug/L	0.50	0.025	1	09/21/17 00:26	09/21/17 19:07	83-32-9	Q
Acenaphthylene	**0.025 U**	ug/L	0.50	0.025	1	09/21/17 00:26	09/21/17 19:07	208-96-8	Q
Anthracene	**0.025 U**	ug/L	0.50	0.025	1	09/21/17 00:26	09/21/17 19:07	120-12-7	Q
Benzo(a)anthracene	**0.025 U**	ug/L	0.10	0.025	1	09/21/17 00:26	09/21/17 19:07	56-55-3	Q
Benzo(a)pyrene	**0.025 U**	ug/L	0.10	0.025	1	09/21/17 00:26	09/21/17 19:07	50-32-8	Q
Benzo(b)fluoranthene	**0.025 U**	ug/L	0.10	0.025	1	09/21/17 00:26	09/21/17 19:07	205-99-2	Q
Benzo(g,h,i)perylene	**0.028 U**	ug/L	0.50	0.028	1	09/21/17 00:26	09/21/17 19:07	191-24-2	Q

This report shall not be reproduced, except in full,
without the written consent of Pace Analytical Services, LLC.

Pace Analytical Services, LLC
3610 Park Central Blvd N
Pompano Beach, FL 33064
954-582-4300

ANALYTICAL RESULTS

Project: 09217186.00/Ludlum Trail
Pace Project No.: 35333909

Sample: SB-10-2 (0.5-2) **Lab ID: 35333909019** Collected: 09/01/17 16:14 Received: 09/01/17 18:00 Matrix: Solid

Results reported on a "dry weight" basis and are adjusted for percent moisture, sample size and any dilutions.

Parameters	Results	Units	PQL	MDL	DF	Prepared	Analyzed	CAS No.	Qual
8270 MSSV PAH by SIM SPLP	Analytical Method: EPA 8270 by SIM Preparation Method: EPA 3510								
	Leachate Method/Date: EPA 1312; 09/18/17 15:40								
Benzo(k)fluoranthene	**0.025 U**	ug/L	0.50	0.025	1	09/21/17 00:26	09/21/17 19:07	207-08-9	Q
Chrysene	**0.025 U**	ug/L	0.50	0.025	1	09/21/17 00:26	09/21/17 19:07	218-01-9	Q
Dibenz(a,h)anthracene	**0.034 U**	ug/L	0.10	0.034	1	09/21/17 00:26	09/21/17 19:07	53-70-3	Q
Fluoranthene	**0.95**	ug/L	0.50	0.025	1	09/21/17 00:26	09/21/17 19:07	206-44-0	Q
Fluorene	**0.025 U**	ug/L	0.50	0.025	1	09/21/17 00:26	09/21/17 19:07	86-73-7	Q
Indeno(1,2,3-cd)pyrene	**0.029 U**	ug/L	0.10	0.029	1	09/21/17 00:26	09/21/17 19:07	193-39-5	Q
1-Methylnaphthalene	**1.0 U**	ug/L	2.0	1.0	1	09/21/17 00:26	09/21/17 19:07	90-12-0	Q
2-Methylnaphthalene	**1.0 U**	ug/L	2.0	1.0	1	09/21/17 00:26	09/21/17 19:07	91-57-6	Q
Naphthalene	**1.0 U**	ug/L	2.0	1.0	1	09/21/17 00:26	09/21/17 19:07	91-20-3	Q
Phenanthrene	**0.050 U**	ug/L	0.50	0.050	1	09/21/17 00:26	09/21/17 19:07	85-01-8	Q
Pyrene	**0.92**	ug/L	0.50	0.025	1	09/21/17 00:26	09/21/17 19:07	129-00-0	Q
Surrogates									
2-Fluorobiphenyl (S)	65	%	33-101		1	09/21/17 00:26	09/21/17 19:07	321-60-8	
Terphenyl-d14 (S)	80	%	38-115		1	09/21/17 00:26	09/21/17 19:07	1718-51-0	
8260/5035A Volatile Organics	Analytical Method: EPA 8260								
Acetone	**0.012 U**	mg/kg	0.12	0.012	1		09/08/17 18:51	67-64-1	
Acetonitrile	**0.031 U**	mg/kg	0.060	0.031	1		09/08/17 18:51	75-05-8	
Benzene	**0.0019 U**	mg/kg	0.0060	0.0019	1		09/08/17 18:51	71-43-2	
Bromobenzene	**0.0024 U**	mg/kg	0.0060	0.0024	1		09/08/17 18:51	108-86-1	
Bromochloromethane	**0.0021 U**	mg/kg	0.0060	0.0021	1		09/08/17 18:51	74-97-5	
Bromodichloromethane	**0.0023 U**	mg/kg	0.0060	0.0023	1		09/08/17 18:51	75-27-4	
Bromoform	**0.0028 U**	mg/kg	0.0060	0.0028	1		09/08/17 18:51	75-25-2	
Bromomethane	**0.0030 U**	mg/kg	0.012	0.0030	1		09/08/17 18:51	74-83-9	
2-Butanone (MEK)	**0.0035 U**	mg/kg	0.12	0.0035	1		09/08/17 18:51	78-93-3	
n-Butylbenzene	**0.0022 U**	mg/kg	0.0060	0.0022	1		09/08/17 18:51	104-51-8	
sec-Butylbenzene	**0.0019 U**	mg/kg	0.0060	0.0019	1		09/08/17 18:51	135-98-8	
tert-Butylbenzene	**0.0024 U**	mg/kg	0.0060	0.0024	1		09/08/17 18:51	98-06-6	
Carbon disulfide	**0.0036 U**	mg/kg	0.012	0.0036	1		09/08/17 18:51	75-15-0	
Carbon tetrachloride	**0.0031 U**	mg/kg	0.0060	0.0031	1		09/08/17 18:51	56-23-5	
Chlorobenzene	**0.0023 U**	mg/kg	0.0060	0.0023	1		09/08/17 18:51	108-90-7	
Chloroethane	**0.0029 U**	mg/kg	0.012	0.0029	1		09/08/17 18:51	75-00-3	
Chloroform	**0.0019 U**	mg/kg	0.0060	0.0019	1		09/08/17 18:51	67-66-3	
Chloromethane	**0.0029 U**	mg/kg	0.012	0.0029	1		09/08/17 18:51	74-87-3	
2-Chlorotoluene	**0.0021 U**	mg/kg	0.0060	0.0021	1		09/08/17 18:51	95-49-8	
4-Chlorotoluene	**0.0022 U**	mg/kg	0.0060	0.0022	1		09/08/17 18:51	106-43-4	
Dibromochloromethane	**0.0022 U**	mg/kg	0.0060	0.0022	1		09/08/17 18:51	124-48-1	
Dibromomethane	**0.0030 U**	mg/kg	0.0060	0.0030	1		09/08/17 18:51	74-95-3	
1,2-Dichlorobenzene	**0.0023 U**	mg/kg	0.0060	0.0023	1		09/08/17 18:51	95-50-1	
1,3-Dichlorobenzene	**0.0024 U**	mg/kg	0.0060	0.0024	1		09/08/17 18:51	541-73-1	
1,4-Dichlorobenzene	**0.0021 U**	mg/kg	0.0060	0.0021	1		09/08/17 18:51	106-46-7	
Dichlorodifluoromethane	**0.0044 U**	mg/kg	0.012	0.0044	1		09/08/17 18:51	75-71-8	
1,1-Dichloroethane	**0.0018 U**	mg/kg	0.0060	0.0018	1		09/08/17 18:51	75-34-3	
1,2-Dichloroethane	**0.0027 U**	mg/kg	0.0060	0.0027	1		09/08/17 18:51	107-06-2	

This report shall not be reproduced, except in full,
without the written consent of Pace Analytical Services, LLC.

Pace Analytical Services, LLC
3610 Park Central Blvd N
Pompano Beach, FL 33064
954-582-4300

ANALYTICAL RESULTS

Project: 09217186.00/Ludlum Trail
Pace Project No.: 35333909

Sample: SB-10-2 (0.5-2) **Lab ID: 35333909019** Collected: 09/01/17 16:14 Received: 09/01/17 18:00 Matrix: Solid

Results reported on a "dry weight" basis and are adjusted for percent moisture, sample size and any dilutions.

Parameters	Results	Units	PQL	MDL	DF	Prepared	Analyzed	CAS No.	Qual
8260/5035A Volatile Organics	Analytical Method: EPA 8260								
1,1-Dichloroethene	**0.0022 U**	mg/kg	0.0060	0.0022	1		09/08/17 18:51	75-35-4	
cis-1,2-Dichloroethene	**0.0017 U**	mg/kg	0.0060	0.0017	1		09/08/17 18:51	156-59-2	
trans-1,2-Dichloroethene	**0.0023 U**	mg/kg	0.0060	0.0023	1		09/08/17 18:51	156-60-5	
1,2-Dichloropropane	**0.0021 U**	mg/kg	0.0060	0.0021	1		09/08/17 18:51	78-87-5	
1,3-Dichloropropane	**0.0023 U**	mg/kg	0.0060	0.0023	1		09/08/17 18:51	142-28-9	
2,2-Dichloropropane	**0.0021 U**	mg/kg	0.0060	0.0021	1		09/08/17 18:51	594-20-7	
1,1-Dichloropropene	**0.0018 U**	mg/kg	0.0060	0.0018	1		09/08/17 18:51	563-58-6	
cis-1,3-Dichloropropene	**0.0022 U**	mg/kg	0.0060	0.0022	1		09/08/17 18:51	10061-01-5	
trans-1,3-Dichloropropene	**0.0018 U**	mg/kg	0.0060	0.0018	1		09/08/17 18:51	10061-02-6	
Ethylbenzene	**0.0022 U**	mg/kg	0.0060	0.0022	1		09/08/17 18:51	100-41-4	
2-Hexanone	**0.0047 U**	mg/kg	0.060	0.0047	1		09/08/17 18:51	591-78-6	
Iodomethane	**0.012 U**	mg/kg	0.012	0.012	1		09/08/17 18:51	74-88-4	
Isopropylbenzene (Cumene)	**0.0023 U**	mg/kg	0.0060	0.0023	1		09/08/17 18:51	98-82-8	
p-Isopropyltoluene	**0.0021 U**	mg/kg	0.0060	0.0021	1		09/08/17 18:51	99-87-6	
Methylene Chloride	**0.0036 U**	mg/kg	0.024	0.0036	1		09/08/17 18:51	75-09-2	
4-Methyl-2-pentanone (MIBK)	**0.0045 U**	mg/kg	0.060	0.0045	1		09/08/17 18:51	108-10-1	
Methyl-tert-butyl ether	**0.0018 U**	mg/kg	0.0060	0.0018	1		09/08/17 18:51	1634-04-4	
n-Propylbenzene	**0.0021 U**	mg/kg	0.0060	0.0021	1		09/08/17 18:51	103-65-1	
Styrene	**0.0022 U**	mg/kg	0.0060	0.0022	1		09/08/17 18:51	100-42-5	
1,1,1,2-Tetrachloroethane	**0.0025 U**	mg/kg	0.0060	0.0025	1		09/08/17 18:51	630-20-6	
1,1,2,2-Tetrachloroethane	**0.0023 U**	mg/kg	0.0060	0.0023	1		09/08/17 18:51	79-34-5	
Tetrachloroethene	**0.0021 U**	mg/kg	0.0060	0.0021	1		09/08/17 18:51	127-18-4	
Toluene	**0.0022 U**	mg/kg	0.0060	0.0022	1		09/08/17 18:51	108-88-3	
1,2,3-Trichlorobenzene	**0.0027 U**	mg/kg	0.0060	0.0027	1		09/08/17 18:51	87-61-6	
1,2,4-Trichlorobenzene	**0.0019 U**	mg/kg	0.0060	0.0019	1		09/08/17 18:51	120-82-1	
1,1,1-Trichloroethane	**0.0022 U**	mg/kg	0.0060	0.0022	1		09/08/17 18:51	71-55-6	
1,1,2-Trichloroethane	**0.0025 U**	mg/kg	0.0060	0.0025	1		09/08/17 18:51	79-00-5	
Trichloroethene	**0.0025 U**	mg/kg	0.0060	0.0025	1		09/08/17 18:51	79-01-6	
Trichlorofluoromethane	**0.0027 U**	mg/kg	0.0060	0.0027	1		09/08/17 18:51	75-69-4	
1,2,3-Trichloropropane	**0.0019 U**	mg/kg	0.0060	0.0019	1		09/08/17 18:51	96-18-4	
1,2,3-Trimethylbenzene	**0.0021 U**	mg/kg	0.0060	0.0021	1		09/08/17 18:51	526-73-8	
1,2,4-Trimethylbenzene	**0.0024 U**	mg/kg	0.0060	0.0024	1		09/08/17 18:51	95-63-6	
1,3,5-Trimethylbenzene	**0.0022 U**	mg/kg	0.0060	0.0022	1		09/08/17 18:51	108-67-8	
Vinyl acetate	**0.011 U**	mg/kg	0.060	0.011	1		09/08/17 18:51	108-05-4	
Vinyl chloride	**0.0022 U**	mg/kg	0.012	0.0022	1		09/08/17 18:51	75-01-4	
Xylene (Total)	**0.0044 U**	mg/kg	0.012	0.0044	1		09/08/17 18:51	1330-20-7	
m&p-Xylene	**0.0044 U**	mg/kg	0.012	0.0044	1		09/08/17 18:51	179601-23-1	
o-Xylene	**0.0023 U**	mg/kg	0.0060	0.0023	1		09/08/17 18:51	95-47-6	
Surrogates									
Toluene-d8 (S)	104	%	70-130		1		09/08/17 18:51	2037-26-5	
4-Bromofluorobenzene (S)	99	%	70-130		1		09/08/17 18:51	460-00-4	
1,2-Dichloroethane-d4 (S)	93	%	70-132		1		09/08/17 18:51	17060-07-0	
Percent Moisture	Analytical Method: ASTM D2974-87								
Percent Moisture	**10.4**	%	0.10	0.10	1		09/05/17 15:20		

REPORT OF LABORATORY ANALYSIS

This report shall not be reproduced, except in full,
without the written consent of Pace Analytical Services, LLC.

Pace Analytical Services, LLC
3610 Park Central Blvd N
Pompano Beach, FL 33064
954-582-4300

ANALYTICAL RESULTS

Project: 09217186.00/Ludlum Trail
Pace Project No.: 35333909

Sample: SB-10-3 (0-0.5) **Lab ID: 35333909020** Collected: 09/01/17 16:24 Received: 09/01/17 18:00 Matrix: Solid

Results reported on a "dry weight" basis and are adjusted for percent moisture, sample size and any dilutions.

Parameters	Results	Units	PQL	MDL	DF	Prepared	Analyzed	CAS No.	Qual
FL-PRO Soil Microwave	Analytical Method: FL-PRO Preparation Method: EPA 3546								
Petroleum Range Organics	**2.6 U**	mg/kg	4.1	2.6	1	09/06/17 14:20	09/08/17 18:14		
Surrogates									
o-Terphenyl (S)	111	%	62-109		1	09/06/17 14:20	09/08/17 18:14	84-15-1	S3
N-Pentatriacontane (S)	84	%	42-159		1	09/06/17 14:20	09/08/17 18:14	630-07-09	
6010 MET ICP	Analytical Method: EPA 6010 Preparation Method: EPA 3050								
Arsenic	**12.5**	mg/kg	0.52	0.26	1	09/06/17 18:50	09/15/17 15:11	7440-38-2	
Cadmium	**0.11**	mg/kg	0.052	0.026	1	09/06/17 18:50	09/15/17 15:11	7440-43-9	
Chromium	**3.3**	mg/kg	0.26	0.13	1	09/06/17 18:50	09/15/17 15:11	7440-47-3	
Copper	**4.3**	mg/kg	0.26	0.13	1	09/06/17 18:50	09/15/17 15:11	7440-50-8	
Lead	**21.7**	mg/kg	0.52	0.26	1	09/06/17 18:50	09/15/17 15:11	7439-92-1	
8270 MSSV Short List Microwave	Analytical Method: EPA 8270 Preparation Method: EPA 3546								
Acenaphthene	**0.012 U**	mg/kg	0.034	0.012	1	09/06/17 16:20	09/07/17 18:23	83-32-9	
Acenaphthylene	**0.011 U**	mg/kg	0.034	0.011	1	09/06/17 16:20	09/07/17 18:23	208-96-8	
Anthracene	**0.010 U**	mg/kg	0.034	0.010	1	09/06/17 16:20	09/07/17 18:23	120-12-7	
Benzo(a)anthracene	**0.14**	mg/kg	0.034	0.0098	1	09/06/17 16:20	09/07/17 18:23	56-55-3	
Benzo(a)pyrene	**0.19**	mg/kg	0.034	0.0040	1	09/06/17 16:20	09/07/17 18:23	50-32-8	
Benzo(b)fluoranthene	**0.34**	mg/kg	0.034	0.026	1	09/06/17 16:20	09/07/17 18:23	205-99-2	
Benzo(g,h,i)perylene	**0.19**	mg/kg	0.034	0.012	1	09/06/17 16:20	09/07/17 18:23	191-24-2	
Benzo(k)fluoranthene	**0.13**	mg/kg	0.034	0.0073	1	09/06/17 16:20	09/07/17 18:23	207-08-9	
Chrysene	**0.13**	mg/kg	0.034	0.012	1	09/06/17 16:20	09/07/17 18:23	218-01-9	
Dibenz(a,h)anthracene	**0.047**	mg/kg	0.034	0.017	1	09/06/17 16:20	09/07/17 18:23	53-70-3	
Fluoranthene	**0.15**	mg/kg	0.034	0.011	1	09/06/17 16:20	09/07/17 18:23	206-44-0	
Fluorene	**0.015 U**	mg/kg	0.034	0.015	1	09/06/17 16:20	09/07/17 18:23	86-73-7	
Indeno(1,2,3-cd)pyrene	**0.15**	mg/kg	0.034	0.017	1	09/06/17 16:20	09/07/17 18:23	193-39-5	
1-Methylnaphthalene	**0.012 U**	mg/kg	0.034	0.012	1	09/06/17 16:20	09/07/17 18:23	90-12-0	
2-Methylnaphthalene	**0.014 U**	mg/kg	0.034	0.014	1	09/06/17 16:20	09/07/17 18:23	91-57-6	
Naphthalene	**0.011 U**	mg/kg	0.034	0.011	1	09/06/17 16:20	09/07/17 18:23	91-20-3	
Phenanthrene	**0.014 I**	mg/kg	0.034	0.013	1	09/06/17 16:20	09/07/17 18:23	85-01-8	
Pyrene	**0.18**	mg/kg	0.034	0.017	1	09/06/17 16:20	09/07/17 18:23	129-00-0	
Surrogates									
Nitrobenzene-d5 (S)	71	%	16-123		1	09/06/17 16:20	09/07/17 18:23	4165-60-0	
2-Fluorobiphenyl (S)	66	%	32-129		1	09/06/17 16:20	09/07/17 18:23	321-60-8	
Terphenyl-d14 (S)	69	%	38-138		1	09/06/17 16:20	09/07/17 18:23	1718-51-0	
8270 MSSV PAH by SIM SPLP	Analytical Method: EPA 8270 by SIM Preparation Method: EPA 3510 Leachate Method/Date: EPA 1312; 10/05/17 14:48								
Acenaphthene	**0.025 U**	ug/L	0.51	0.025	1	10/06/17 16:00	10/07/17 07:09	83-32-9	Q
Acenaphthylene	**1.8**	ug/L	0.51	0.025	1	10/06/17 16:00	10/07/17 07:09	208-96-8	Q
Anthracene	**0.025 U**	ug/L	0.51	0.025	1	10/06/17 16:00	10/07/17 07:09	120-12-7	Q
Benzo(a)anthracene	**1.9**	ug/L	0.10	0.025	1	10/06/17 16:00	10/07/17 07:09	56-55-3	Q
Benzo(a)pyrene	**0.025 U**	ug/L	0.10	0.025	1	10/06/17 16:00	10/07/17 07:09	50-32-8	Q
Benzo(b)fluoranthene	**4.8**	ug/L	0.10	0.025	1	10/06/17 16:00	10/07/17 07:09	205-99-2	Q
Benzo(g,h,i)perylene	**3.5**	ug/L	0.51	0.028	1	10/06/17 16:00	10/07/17 07:09	191-24-2	CH

This report shall not be reproduced, except in full,
without the written consent of Pace Analytical Services, LLC.

Pace Analytical Services, LLC
3610 Park Central Blvd N
Pompano Beach, FL 33064
954-582-4300

ANALYTICAL RESULTS

Project: 09217186.00/Ludlum Trail
Pace Project No.: 35333909

Sample: SB-10-3 (0-0.5) **Lab ID: 35333909020** Collected: 09/01/17 16:24 Received: 09/01/17 18:00 Matrix: Solid

Results reported on a "dry weight" basis and are adjusted for percent moisture, sample size and any dilutions.

Parameters	Results	Units	PQL	MDL	DF	Prepared	Analyzed	CAS No.	Qual
8270 MSSV PAH by SIM SPLP	Analytical Method: EPA 8270 by SIM Preparation Method: EPA 3510								
	Leachate Method/Date: EPA 1312; 10/05/17 14:48								
Benzo(k)fluoranthene	**0.025 U**	ug/L	0.51	0.025	1	10/06/17 16:00	10/07/17 07:09	207-08-9	Q
Chrysene	**2.1**	ug/L	0.51	0.025	1	10/06/17 16:00	10/07/17 07:09	218-01-9	Q
Dibenz(a,h)anthracene	**0.034 U**	ug/L	0.10	0.034	1	10/06/17 16:00	10/07/17 07:09	53-70-3	Q
Fluoranthene	**1.7**	ug/L	0.51	0.025	1	10/06/17 16:00	10/07/17 07:09	206-44-0	Q
Fluorene	**0.025 U**	ug/L	0.51	0.025	1	10/06/17 16:00	10/07/17 07:09	86-73-7	Q
Indeno(1,2,3-cd)pyrene	**2.6**	ug/L	0.10	0.029	1	10/06/17 16:00	10/07/17 07:09	193-39-5	Q
1-Methylnaphthalene	**1.0 U**	ug/L	2.0	1.0	1	10/06/17 16:00	10/07/17 07:09	90-12-0	Q
2-Methylnaphthalene	**1.0 U**	ug/L	2.0	1.0	1	10/06/17 16:00	10/07/17 07:09	91-57-6	Q
Naphthalene	**1.0 U**	ug/L	2.0	1.0	1	10/06/17 16:00	10/07/17 07:09	91-20-3	Q
Phenanthrene	**0.076 I**	ug/L	0.51	0.051	1	10/06/17 16:00	10/07/17 07:09	85-01-8	Q
Pyrene	**1.6**	ug/L	0.51	0.025	1	10/06/17 16:00	10/07/17 07:09	129-00-0	Q
Surrogates									
2-Fluorobiphenyl (S)	54	%	33-101		1	10/06/17 16:00	10/07/17 07:09	321-60-8	
Terphenyl-d14 (S)	53	%	38-115		1	10/06/17 16:00	10/07/17 07:09	1718-51-0	
8260/5035A Volatile Organics	Analytical Method: EPA 8260								
Acetone	**0.012 I**	mg/kg	0.098	0.0098	1		09/08/17 19:11	67-64-1	
Acetonitrile	**0.025 U**	mg/kg	0.049	0.025	1		09/08/17 19:11	75-05-8	
Benzene	**0.0016 U**	mg/kg	0.0049	0.0016	1		09/08/17 19:11	71-43-2	
Bromobenzene	**0.0020 U**	mg/kg	0.0049	0.0020	1		09/08/17 19:11	108-86-1	
Bromochloromethane	**0.0017 U**	mg/kg	0.0049	0.0017	1		09/08/17 19:11	74-97-5	
Bromodichloromethane	**0.0019 U**	mg/kg	0.0049	0.0019	1		09/08/17 19:11	75-27-4	
Bromoform	**0.0022 U**	mg/kg	0.0049	0.0022	1		09/08/17 19:11	75-25-2	
Bromomethane	**0.0024 U**	mg/kg	0.0098	0.0024	1		09/08/17 19:11	74-83-9	
2-Butanone (MEK)	**0.0028 U**	mg/kg	0.098	0.0028	1		09/08/17 19:11	78-93-3	
n-Butylbenzene	**0.0018 U**	mg/kg	0.0049	0.0018	1		09/08/17 19:11	104-51-8	
sec-Butylbenzene	**0.0016 U**	mg/kg	0.0049	0.0016	1		09/08/17 19:11	135-98-8	
tert-Butylbenzene	**0.0020 U**	mg/kg	0.0049	0.0020	1		09/08/17 19:11	98-06-6	
Carbon disulfide	**0.0029 U**	mg/kg	0.0098	0.0029	1		09/08/17 19:11	75-15-0	
Carbon tetrachloride	**0.0025 U**	mg/kg	0.0049	0.0025	1		09/08/17 19:11	56-23-5	
Chlorobenzene	**0.0019 U**	mg/kg	0.0049	0.0019	1		09/08/17 19:11	108-90-7	
Chloroethane	**0.0023 U**	mg/kg	0.0098	0.0023	1		09/08/17 19:11	75-00-3	
Chloroform	**0.0016 U**	mg/kg	0.0049	0.0016	1		09/08/17 19:11	67-66-3	
Chloromethane	**0.0023 U**	mg/kg	0.0098	0.0023	1		09/08/17 19:11	74-87-3	
2-Chlorotoluene	**0.0017 U**	mg/kg	0.0049	0.0017	1		09/08/17 19:11	95-49-8	
4-Chlorotoluene	**0.0018 U**	mg/kg	0.0049	0.0018	1		09/08/17 19:11	106-43-4	
Dibromochloromethane	**0.0018 U**	mg/kg	0.0049	0.0018	1		09/08/17 19:11	124-48-1	
Dibromomethane	**0.0024 U**	mg/kg	0.0049	0.0024	1		09/08/17 19:11	74-95-3	
1,2-Dichlorobenzene	**0.0019 U**	mg/kg	0.0049	0.0019	1		09/08/17 19:11	95-50-1	
1,3-Dichlorobenzene	**0.0020 U**	mg/kg	0.0049	0.0020	1		09/08/17 19:11	541-73-1	
1,4-Dichlorobenzene	**0.0017 U**	mg/kg	0.0049	0.0017	1		09/08/17 19:11	106-46-7	
Dichlorodifluoromethane	**0.0035 U**	mg/kg	0.0098	0.0035	1		09/08/17 19:11	75-71-8	
1,1-Dichloroethane	**0.0015 U**	mg/kg	0.0049	0.0015	1		09/08/17 19:11	75-34-3	
1,2-Dichloroethane	**0.0021 U**	mg/kg	0.0049	0.0021	1		09/08/17 19:11	107-06-2	

This report shall not be reproduced, except in full,
without the written consent of Pace Analytical Services, LLC.

Pace Analytical Services, LLC
3610 Park Central Blvd N
Pompano Beach, FL 33064
954-582-4300

ANALYTICAL RESULTS

Project: 09217186.00/Ludlum Trail
Pace Project No.: 35333909

Sample: SB-10-3 (0-0.5) **Lab ID: 35333909020** Collected: 09/01/17 16:24 Received: 09/01/17 18:00 Matrix: Solid

Results reported on a "dry weight" basis and are adjusted for percent moisture, sample size and any dilutions.

Parameters	Results	Units	PQL	MDL	DF	Prepared	Analyzed	CAS No.	Qual
8260/5035A Volatile Organics	Analytical Method: EPA 8260								
1,1-Dichloroethene	**0.0018 U**	mg/kg	0.0049	0.0018	1		09/08/17 19:11	75-35-4	
cis-1,2-Dichloroethene	**0.0014 U**	mg/kg	0.0049	0.0014	1		09/08/17 19:11	156-59-2	
trans-1,2-Dichloroethene	**0.0019 U**	mg/kg	0.0049	0.0019	1		09/08/17 19:11	156-60-5	
1,2-Dichloropropane	**0.0017 U**	mg/kg	0.0049	0.0017	1		09/08/17 19:11	78-87-5	
1,3-Dichloropropane	**0.0019 U**	mg/kg	0.0049	0.0019	1		09/08/17 19:11	142-28-9	
2,2-Dichloropropane	**0.0017 U**	mg/kg	0.0049	0.0017	1		09/08/17 19:11	594-20-7	
1,1-Dichloropropene	**0.0015 U**	mg/kg	0.0049	0.0015	1		09/08/17 19:11	563-58-6	
cis-1,3-Dichloropropene	**0.0018 U**	mg/kg	0.0049	0.0018	1		09/08/17 19:11	10061-01-5	
trans-1,3-Dichloropropene	**0.0015 U**	mg/kg	0.0049	0.0015	1		09/08/17 19:11	10061-02-6	
Ethylbenzene	**0.0018 U**	mg/kg	0.0049	0.0018	1		09/08/17 19:11	100-41-4	
2-Hexanone	**0.0038 U**	mg/kg	0.049	0.0038	1		09/08/17 19:11	591-78-6	
Iodomethane	**0.0097 U**	mg/kg	0.0098	0.0097	1		09/08/17 19:11	74-88-4	
Isopropylbenzene (Cumene)	**0.0019 U**	mg/kg	0.0049	0.0019	1		09/08/17 19:11	98-82-8	
p-Isopropyltoluene	**0.0017 U**	mg/kg	0.0049	0.0017	1		09/08/17 19:11	99-87-6	
Methylene Chloride	**0.0029 U**	mg/kg	0.020	0.0029	1		09/08/17 19:11	75-09-2	
4-Methyl-2-pentanone (MIBK)	**0.0036 U**	mg/kg	0.049	0.0036	1		09/08/17 19:11	108-10-1	
Methyl-tert-butyl ether	**0.0015 U**	mg/kg	0.0049	0.0015	1		09/08/17 19:11	1634-04-4	
n-Propylbenzene	**0.0017 U**	mg/kg	0.0049	0.0017	1		09/08/17 19:11	103-65-1	
Styrene	**0.0018 U**	mg/kg	0.0049	0.0018	1		09/08/17 19:11	100-42-5	
1,1,1,2-Tetrachloroethane	**0.0021 U**	mg/kg	0.0049	0.0021	1		09/08/17 19:11	630-20-6	
1,1,2,2-Tetrachloroethane	**0.0019 U**	mg/kg	0.0049	0.0019	1		09/08/17 19:11	79-34-5	
Tetrachloroethene	**0.0017 U**	mg/kg	0.0049	0.0017	1		09/08/17 19:11	127-18-4	
Toluene	**0.0018 U**	mg/kg	0.0049	0.0018	1		09/08/17 19:11	108-88-3	
1,2,3-Trichlorobenzene	**0.0021 U**	mg/kg	0.0049	0.0021	1		09/08/17 19:11	87-61-6	
1,2,4-Trichlorobenzene	**0.0016 U**	mg/kg	0.0049	0.0016	1		09/08/17 19:11	120-82-1	
1,1,1-Trichloroethane	**0.0018 U**	mg/kg	0.0049	0.0018	1		09/08/17 19:11	71-55-6	
1,1,2-Trichloroethane	**0.0021 U**	mg/kg	0.0049	0.0021	1		09/08/17 19:11	79-00-5	
Trichloroethene	**0.0021 U**	mg/kg	0.0049	0.0021	1		09/08/17 19:11	79-01-6	
Trichlorofluoromethane	**0.0021 U**	mg/kg	0.0049	0.0021	1		09/08/17 19:11	75-69-4	
1,2,3-Trichloropropane	**0.0016 U**	mg/kg	0.0049	0.0016	1		09/08/17 19:11	96-18-4	
1,2,3-Trimethylbenzene	**0.0017 U**	mg/kg	0.0049	0.0017	1		09/08/17 19:11	526-73-8	
1,2,4-Trimethylbenzene	**0.0020 U**	mg/kg	0.0049	0.0020	1		09/08/17 19:11	95-63-6	
1,3,5-Trimethylbenzene	**0.0018 U**	mg/kg	0.0049	0.0018	1		09/08/17 19:11	108-67-8	
Vinyl acetate	**0.0086 U**	mg/kg	0.049	0.0086	1		09/08/17 19:11	108-05-4	
Vinyl chloride	**0.0018 U**	mg/kg	0.0098	0.0018	1		09/08/17 19:11	75-01-4	
Xylene (Total)	**0.0035 U**	mg/kg	0.0098	0.0035	1		09/08/17 19:11	1330-20-7	
m&p-Xylene	**0.0035 U**	mg/kg	0.0098	0.0035	1		09/08/17 19:11	179601-23-1	
o-Xylene	**0.0019 U**	mg/kg	0.0049	0.0019	1		09/08/17 19:11	95-47-6	
Surrogates									
Toluene-d8 (S)	100	%	70-130		1		09/08/17 19:11	2037-26-5	3p
4-Bromofluorobenzene (S)	81	%	70-130		1		09/08/17 19:11	460-00-4	
1,2-Dichloroethane-d4 (S)	98	%	70-132		1		09/08/17 19:11	17060-07-0	
Percent Moisture	Analytical Method: ASTM D2974-87								
Percent Moisture	**2.4**	%	0.10	0.10	1		09/05/17 15:20		

REPORT OF LABORATORY ANALYSIS

This report shall not be reproduced, except in full,
without the written consent of Pace Analytical Services, LLC.

Pace Analytical Services, LLC
3610 Park Central Blvd N
Pompano Beach, FL 33064
954-582-4300

ANALYTICAL RESULTS

Project: 09217186.00/Ludlum Trail
Pace Project No.: 35333909

Sample: SB-10-3 (0.5-2) **Lab ID: 35333909021** Collected: 09/01/17 16:27 Received: 09/01/17 18:00 Matrix: Solid

Results reported on a "dry weight" basis and are adjusted for percent moisture, sample size and any dilutions.

Parameters	Results	Units	PQL	MDL	DF	Prepared	Analyzed	CAS No.	Qual
FL-PRO Soil Microwave	Analytical Method: FL-PRO Preparation Method: EPA 3546								
Petroleum Range Organics	**187**	mg/kg	4.2	2.7	1	09/06/17 14:20	09/08/17 18:14		
Surrogates									
o-Terphenyl (S)	104	%	62-109		1	09/06/17 14:20	09/08/17 18:14	84-15-1	
N-Pentatriacontane (S)	85	%	42-159		1	09/06/17 14:20	09/08/17 18:14	630-07-09	
6010 MET ICP	Analytical Method: EPA 6010 Preparation Method: EPA 3050								
Arsenic	**7.5**	mg/kg	0.48	0.24	1	09/06/17 18:50	09/15/17 15:16	7440-38-2	
Cadmium	**0.035 I**	mg/kg	0.048	0.024	1	09/06/17 18:50	09/15/17 15:16	7440-43-9	
Chromium	**4.0**	mg/kg	0.24	0.12	1	09/06/17 18:50	09/15/17 15:16	7440-47-3	
Copper	**0.24 I**	mg/kg	0.24	0.12	1	09/06/17 18:50	09/15/17 15:16	7440-50-8	
Lead	**0.82**	mg/kg	0.48	0.24	1	09/06/17 18:50	09/15/17 15:16	7439-92-1	
8270 MSSV Short List Microwave	Analytical Method: EPA 8270 Preparation Method: EPA 3546								
Acenaphthene	**0.013 U**	mg/kg	0.035	0.013	1	09/06/17 16:20	09/07/17 18:46	83-32-9	
Acenaphthylene	**0.011 U**	mg/kg	0.035	0.011	1	09/06/17 16:20	09/07/17 18:46	208-96-8	
Anthracene	**0.011 U**	mg/kg	0.035	0.011	1	09/06/17 16:20	09/07/17 18:46	120-12-7	
Benzo(a)anthracene	**0.010 U**	mg/kg	0.035	0.010	1	09/06/17 16:20	09/07/17 18:46	56-55-3	
Benzo(a)pyrene	**0.0041 U**	mg/kg	0.035	0.0041	1	09/06/17 16:20	09/07/17 18:46	50-32-8	
Benzo(b)fluoranthene	**0.026 U**	mg/kg	0.035	0.026	1	09/06/17 16:20	09/07/17 18:46	205-99-2	
Benzo(g,h,i)perylene	**0.013 U**	mg/kg	0.035	0.013	1	09/06/17 16:20	09/07/17 18:46	191-24-2	
Benzo(k)fluoranthene	**0.0076 U**	mg/kg	0.035	0.0076	1	09/06/17 16:20	09/07/17 18:46	207-08-9	
Chrysene	**0.013 U**	mg/kg	0.035	0.013	1	09/06/17 16:20	09/07/17 18:46	218-01-9	
Dibenz(a,h)anthracene	**0.018 U**	mg/kg	0.035	0.018	1	09/06/17 16:20	09/07/17 18:46	53-70-3	
Fluoranthene	**0.011 U**	mg/kg	0.035	0.011	1	09/06/17 16:20	09/07/17 18:46	206-44-0	
Fluorene	**0.016 U**	mg/kg	0.035	0.016	1	09/06/17 16:20	09/07/17 18:46	86-73-7	
Indeno(1,2,3-cd)pyrene	**0.018 U**	mg/kg	0.035	0.018	1	09/06/17 16:20	09/07/17 18:46	193-39-5	
1-Methylnaphthalene	**0.012 U**	mg/kg	0.035	0.012	1	09/06/17 16:20	09/07/17 18:46	90-12-0	
2-Methylnaphthalene	**0.014 U**	mg/kg	0.035	0.014	1	09/06/17 16:20	09/07/17 18:46	91-57-6	
Naphthalene	**0.011 U**	mg/kg	0.035	0.011	1	09/06/17 16:20	09/07/17 18:46	91-20-3	
Phenanthrene	**0.013 U**	mg/kg	0.035	0.013	1	09/06/17 16:20	09/07/17 18:46	85-01-8	
Pyrene	**0.018 U**	mg/kg	0.035	0.018	1	09/06/17 16:20	09/07/17 18:46	129-00-0	
Surrogates									
Nitrobenzene-d5 (S)	66	%	16-123		1	09/06/17 16:20	09/07/17 18:46	4165-60-0	
2-Fluorobiphenyl (S)	65	%	32-129		1	09/06/17 16:20	09/07/17 18:46	321-60-8	
Terphenyl-d14 (S)	76	%	38-138		1	09/06/17 16:20	09/07/17 18:46	1718-51-0	
8260/5035A Volatile Organics	Analytical Method: EPA 8260								
Acetone	**0.0097 U**	mg/kg	0.097	0.0097	1		09/08/17 19:32	67-64-1	
Acetonitrile	**0.025 U**	mg/kg	0.048	0.025	1		09/08/17 19:32	75-05-8	
Benzene	**0.0015 U**	mg/kg	0.0048	0.0015	1		09/08/17 19:32	71-43-2	
Bromobenzene	**0.0019 U**	mg/kg	0.0048	0.0019	1		09/08/17 19:32	108-86-1	
Bromochloromethane	**0.0016 U**	mg/kg	0.0048	0.0016	1		09/08/17 19:32	74-97-5	
Bromodichloromethane	**0.0018 U**	mg/kg	0.0048	0.0018	1		09/08/17 19:32	75-27-4	
Bromoform	**0.0022 U**	mg/kg	0.0048	0.0022	1		09/08/17 19:32	75-25-2	
Bromomethane	**0.0024 U**	mg/kg	0.0097	0.0024	1		09/08/17 19:32	74-83-9	

This report shall not be reproduced, except in full,
without the written consent of Pace Analytical Services, LLC.

Pace Analytical Services, LLC
3610 Park Central Blvd N
Pompano Beach, FL 33064
954-582-4300

ANALYTICAL RESULTS

Project: 09217186.00/Ludlum Trail
Pace Project No.: 35333909

Sample: SB-10-3 (0.5-2) **Lab ID: 35333909021** Collected: 09/01/17 16:27 Received: 09/01/17 18:00 Matrix: Solid

Results reported on a "dry weight" basis and are adjusted for percent moisture, sample size and any dilutions.

Parameters	Results	Units	PQL	MDL	DF	Prepared	Analyzed	CAS No.	Qual
8260/5035A Volatile Organics	Analytical Method: EPA 8260								
2-Butanone (MEK)	**0.0028 U**	mg/kg	0.097	0.0028	1		09/08/17 19:32	78-93-3	
n-Butylbenzene	**0.0017 U**	mg/kg	0.0048	0.0017	1		09/08/17 19:32	104-51-8	
sec-Butylbenzene	**0.0015 U**	mg/kg	0.0048	0.0015	1		09/08/17 19:32	135-98-8	
tert-Butylbenzene	**0.0019 U**	mg/kg	0.0048	0.0019	1		09/08/17 19:32	98-06-6	
Carbon disulfide	**0.0029 U**	mg/kg	0.0097	0.0029	1		09/08/17 19:32	75-15-0	
Carbon tetrachloride	**0.0025 U**	mg/kg	0.0048	0.0025	1		09/08/17 19:32	56-23-5	
Chlorobenzene	**0.0018 U**	mg/kg	0.0048	0.0018	1		09/08/17 19:32	108-90-7	
Chloroethane	**0.0023 U**	mg/kg	0.0097	0.0023	1		09/08/17 19:32	75-00-3	
Chloroform	**0.0015 U**	mg/kg	0.0048	0.0015	1		09/08/17 19:32	67-66-3	
Chloromethane	**0.0023 U**	mg/kg	0.0097	0.0023	1		09/08/17 19:32	74-87-3	
2-Chlorotoluene	**0.0016 U**	mg/kg	0.0048	0.0016	1		09/08/17 19:32	95-49-8	
4-Chlorotoluene	**0.0017 U**	mg/kg	0.0048	0.0017	1		09/08/17 19:32	106-43-4	
Dibromochloromethane	**0.0017 U**	mg/kg	0.0048	0.0017	1		09/08/17 19:32	124-48-1	
Dibromomethane	**0.0024 U**	mg/kg	0.0048	0.0024	1		09/08/17 19:32	74-95-3	
1,2-Dichlorobenzene	**0.0018 U**	mg/kg	0.0048	0.0018	1		09/08/17 19:32	95-50-1	
1,3-Dichlorobenzene	**0.0019 U**	mg/kg	0.0048	0.0019	1		09/08/17 19:32	541-73-1	
1,4-Dichlorobenzene	**0.0016 U**	mg/kg	0.0048	0.0016	1		09/08/17 19:32	106-46-7	
Dichlorodifluoromethane	**0.0035 U**	mg/kg	0.0097	0.0035	1		09/08/17 19:32	75-71-8	
1,1-Dichloroethane	**0.0015 U**	mg/kg	0.0048	0.0015	1		09/08/17 19:32	75-34-3	
1,2-Dichloroethane	**0.0021 U**	mg/kg	0.0048	0.0021	1		09/08/17 19:32	107-06-2	
1,1-Dichloroethene	**0.0017 U**	mg/kg	0.0048	0.0017	1		09/08/17 19:32	75-35-4	
cis-1,2-Dichloroethene	**0.0014 U**	mg/kg	0.0048	0.0014	1		09/08/17 19:32	156-59-2	
trans-1,2-Dichloroethene	**0.0018 U**	mg/kg	0.0048	0.0018	1		09/08/17 19:32	156-60-5	
1,2-Dichloropropane	**0.0016 U**	mg/kg	0.0048	0.0016	1		09/08/17 19:32	78-87-5	
1,3-Dichloropropane	**0.0018 U**	mg/kg	0.0048	0.0018	1		09/08/17 19:32	142-28-9	
2,2-Dichloropropane	**0.0016 U**	mg/kg	0.0048	0.0016	1		09/08/17 19:32	594-20-7	
1,1-Dichloropropene	**0.0015 U**	mg/kg	0.0048	0.0015	1		09/08/17 19:32	563-58-6	
cis-1,3-Dichloropropene	**0.0017 U**	mg/kg	0.0048	0.0017	1		09/08/17 19:32	10061-01-5	
trans-1,3-Dichloropropene	**0.0015 U**	mg/kg	0.0048	0.0015	1		09/08/17 19:32	10061-02-6	
Ethylbenzene	**0.0017 U**	mg/kg	0.0048	0.0017	1		09/08/17 19:32	100-41-4	
2-Hexanone	**0.0038 U**	mg/kg	0.048	0.0038	1		09/08/17 19:32	591-78-6	
Iodomethane	**0.0096 U**	mg/kg	0.0097	0.0096	1		09/08/17 19:32	74-88-4	
Isopropylbenzene (Cumene)	**0.0018 U**	mg/kg	0.0048	0.0018	1		09/08/17 19:32	98-82-8	
p-Isopropyltoluene	**0.0016 U**	mg/kg	0.0048	0.0016	1		09/08/17 19:32	99-87-6	
Methylene Chloride	**0.0029 U**	mg/kg	0.019	0.0029	1		09/08/17 19:32	75-09-2	
4-Methyl-2-pentanone (MIBK)	**0.0036 U**	mg/kg	0.048	0.0036	1		09/08/17 19:32	108-10-1	
Methyl-tert-butyl ether	**0.0015 U**	mg/kg	0.0048	0.0015	1		09/08/17 19:32	1634-04-4	
n-Propylbenzene	**0.0016 U**	mg/kg	0.0048	0.0016	1		09/08/17 19:32	103-65-1	
Styrene	**0.0017 U**	mg/kg	0.0048	0.0017	1		09/08/17 19:32	100-42-5	
1,1,1,2-Tetrachloroethane	**0.0020 U**	mg/kg	0.0048	0.0020	1		09/08/17 19:32	630-20-6	
1,1,2,2-Tetrachloroethane	**0.0018 U**	mg/kg	0.0048	0.0018	1		09/08/17 19:32	79-34-5	
Tetrachloroethene	**0.0016 U**	mg/kg	0.0048	0.0016	1		09/08/17 19:32	127-18-4	
Toluene	**0.0017 U**	mg/kg	0.0048	0.0017	1		09/08/17 19:32	108-88-3	
1,2,3-Trichlorobenzene	**0.0021 U**	mg/kg	0.0048	0.0021	1		09/08/17 19:32	87-61-6	
1,2,4-Trichlorobenzene	**0.0015 U**	mg/kg	0.0048	0.0015	1		09/08/17 19:32	120-82-1	

This report shall not be reproduced, except in full,
without the written consent of Pace Analytical Services, LLC.

Pace Analytical Services, LLC
3610 Park Central Blvd N
Pompano Beach, FL 33064
954-582-4300

ANALYTICAL RESULTS

Project: 09217186.00/Ludlum Trail
Pace Project No.: 35333909

Sample: SB-10-3 (0.5-2) **Lab ID: 35333909021** Collected: 09/01/17 16:27 Received: 09/01/17 18:00 Matrix: Solid

Results reported on a "dry weight" basis and are adjusted for percent moisture, sample size and any dilutions.

Parameters	Results	Units	PQL	MDL	DF	Prepared	Analyzed	CAS No.	Qual
8260/5035A Volatile Organics	Analytical Method: EPA 8260								
1,1,1-Trichloroethane	**0.0017 U**	mg/kg	0.0048	0.0017	1		09/08/17 19:32	71-55-6	
1,1,2-Trichloroethane	**0.0020 U**	mg/kg	0.0048	0.0020	1		09/08/17 19:32	79-00-5	
Trichloroethene	**0.0020 U**	mg/kg	0.0048	0.0020	1		09/08/17 19:32	79-01-6	
Trichlorofluoromethane	**0.0021 U**	mg/kg	0.0048	0.0021	1		09/08/17 19:32	75-69-4	
1,2,3-Trichloropropane	**0.0015 U**	mg/kg	0.0048	0.0015	1		09/08/17 19:32	96-18-4	
1,2,3-Trimethylbenzene	**0.0016 U**	mg/kg	0.0048	0.0016	1		09/08/17 19:32	526-73-8	
1,2,4-Trimethylbenzene	**0.0019 U**	mg/kg	0.0048	0.0019	1		09/08/17 19:32	95-63-6	
1,3,5-Trimethylbenzene	**0.0017 U**	mg/kg	0.0048	0.0017	1		09/08/17 19:32	108-67-8	
Vinyl acetate	**0.0085 U**	mg/kg	0.048	0.0085	1		09/08/17 19:32	108-05-4	
Vinyl chloride	**0.0017 U**	mg/kg	0.0097	0.0017	1		09/08/17 19:32	75-01-4	
Xylene (Total)	**0.0035 U**	mg/kg	0.0097	0.0035	1		09/08/17 19:32	1330-20-7	
m&p-Xylene	**0.0035 U**	mg/kg	0.0097	0.0035	1		09/08/17 19:32	179601-23-1	
o-Xylene	**0.0018 U**	mg/kg	0.0048	0.0018	1		09/08/17 19:32	95-47-6	
Surrogates									
Toluene-d8 (S)	103	%	70-130		1		09/08/17 19:32	2037-26-5	
4-Bromofluorobenzene (S)	97	%	70-130		1		09/08/17 19:32	460-00-4	
1,2-Dichloroethane-d4 (S)	95	%	70-132		1		09/08/17 19:32	17060-07-0	
Percent Moisture	Analytical Method: ASTM D2974-87								
Percent Moisture	**6.0**	%	0.10	0.10	1		09/05/17 15:20		

This report shall not be reproduced, except in full,
without the written consent of Pace Analytical Services, LLC.

Pace Analytical Services, LLC
3610 Park Central Blvd N
Pompano Beach, FL 33064
954-582-4300

ANALYTICAL RESULTS

Project: 09217186.00/Ludlum Trail
Pace Project No.: 35333909

Sample: SB-10-3 (2-4) **Lab ID: 35333909022** Collected: 09/01/17 16:30 Received: 09/01/17 18:00 Matrix: Solid

Results reported on a "dry weight" basis and are adjusted for percent moisture, sample size and any dilutions.

Parameters	Results	Units	PQL	MDL	DF	Prepared	Analyzed	CAS No.	Qual
Percent Moisture	Analytical Method: ASTM D2974-87								
Percent Moisture	**9.9**	%	0.10	0.10	1		09/05/17 15:20		

This report shall not be reproduced, except in full,
without the written consent of Pace Analytical Services, LLC.

Pace Analytical Services, LLC
3610 Park Central Blvd N
Pompano Beach, FL 33064
954-582-4300

ANALYTICAL RESULTS

Project: 09217186.00/Ludlum Trail
Pace Project No.: 35333909

Sample: SB-23 (4-6) **Lab ID: 35333909023** Collected: 08/31/17 15:29 Received: 09/01/17 18:00 Matrix: Solid

Results reported on a "dry weight" basis and are adjusted for percent moisture, sample size and any dilutions.

Parameters	Results	Units	PQL	MDL	DF	Prepared	Analyzed	CAS No.	Qual
Percent Moisture	Analytical Method: ASTM D2974-87								
Percent Moisture	**13.3**	%	0.10	0.10	1		09/05/17 15:20		

This report shall not be reproduced, except in full,
without the written consent of Pace Analytical Services, LLC.

Pace Analytical Services, LLC
3610 Park Central Blvd N
Pompano Beach, FL 33064
954-582-4300

ANALYTICAL RESULTS

Project: 09217186.00/Ludlum Trail
Pace Project No.: 35333909

Sample: SB-23 (6-8) **Lab ID: 35333909024** Collected: 08/31/17 15:32 Received: 09/01/17 18:00 Matrix: Solid

Results reported on a "dry weight" basis and are adjusted for percent moisture, sample size and any dilutions.

Parameters	Results	Units	PQL	MDL	DF	Prepared	Analyzed	CAS No.	Qual
Percent Moisture	Analytical Method: ASTM D2974-87								
Percent Moisture	**8.1**	%	0.10	0.10	1		09/05/17 15:20		

This report shall not be reproduced, except in full,
without the written consent of Pace Analytical Services, LLC.

Pace Analytical Services, LLC
3610 Park Central Blvd N
Pompano Beach, FL 33064
954-582-4300

ANALYTICAL RESULTS

Project: 09217186.00/Ludlum Trail
Pace Project No.: 35333909

Sample: SB-23 (8-10) **Lab ID: 35333909025** Collected: 08/31/17 15:35 Received: 09/01/17 18:00 Matrix: Solid

Results reported on a "dry weight" basis and are adjusted for percent moisture, sample size and any dilutions.

Parameters	Results	Units	PQL	MDL	DF	Prepared	Analyzed	CAS No.	Qual
Percent Moisture	Analytical Method: ASTM D2974-87								
Percent Moisture	**19.5**	%	0.10	0.10	1		09/05/17 15:20		

This report shall not be reproduced, except in full,
without the written consent of Pace Analytical Services, LLC.

Pace Analytical Services, LLC
3610 Park Central Blvd N
Pompano Beach, FL 33064
954-582-4300

ANALYTICAL RESULTS

Project: 09217186.00/Ludlum Trail
Pace Project No.: 35333909

Sample: SB-10-4 (0-0.5) **Lab ID: 35333909026** Collected: 09/01/17 16:14 Received: 09/01/17 18:00 Matrix: Solid

Results reported on a "dry weight" basis and are adjusted for percent moisture, sample size and any dilutions.

Parameters	Results	Units	PQL	MDL	DF	Prepared	Analyzed	CAS No.	Qual
FL-PRO Soil Microwave	Analytical Method: FL-PRO Preparation Method: EPA 3546								
Petroleum Range Organics	**11.3**	mg/kg	4.4	2.8	1	09/06/17 14:20	09/08/17 18:38		
Surrogates									
o-Terphenyl (S)	90	%	62-109		1	09/06/17 14:20	09/08/17 18:38	84-15-1	
N-Pentatriacontane (S)	114	%	42-159		1	09/06/17 14:20	09/08/17 18:38	630-07-09	
6010 MET ICP	Analytical Method: EPA 6010 Preparation Method: EPA 3050								
Arsenic	**3.4**	mg/kg	0.61	0.30	1	09/06/17 18:50	09/14/17 02:06	7440-38-2	
Cadmium	**0.30 U**	mg/kg	0.61	0.30	10	09/06/17 18:50	09/15/17 15:31	7440-43-9	D3
Chromium	**11.5**	mg/kg	0.30	0.15	1	09/06/17 18:50	09/14/17 02:06	7440-47-3	
Copper	**5.0**	mg/kg	3.0	1.5	10	09/06/17 18:50	09/15/17 15:31	7440-50-8	
Lead	**10.4**	mg/kg	6.1	3.0	10	09/06/17 18:50	09/15/17 15:31	7439-92-1	
8270 MSSV Short List Microwave	Analytical Method: EPA 8270 Preparation Method: EPA 3546								
Acenaphthene	**0.013 U**	mg/kg	0.036	0.013	1	09/06/17 16:20	09/07/17 19:09	83-32-9	
Acenaphthylene	**0.086**	mg/kg	0.036	0.011	1	09/06/17 16:20	09/07/17 19:09	208-96-8	
Anthracene	**0.064**	mg/kg	0.036	0.011	1	09/06/17 16:20	09/07/17 19:09	120-12-7	
Benzo(a)anthracene	**0.55**	mg/kg	0.036	0.011	1	09/06/17 16:20	09/07/17 19:09	56-55-3	
Benzo(a)pyrene	**0.74**	mg/kg	0.036	0.0043	1	09/06/17 16:20	09/07/17 19:09	50-32-8	
Benzo(b)fluoranthene	**1.3**	mg/kg	0.036	0.027	1	09/06/17 16:20	09/07/17 19:09	205-99-2	
Benzo(g,h,i)perylene	**0.68**	mg/kg	0.036	0.013	1	09/06/17 16:20	09/07/17 19:09	191-24-2	
Benzo(k)fluoranthene	**0.51**	mg/kg	0.036	0.0079	1	09/06/17 16:20	09/07/17 19:09	207-08-9	
Chrysene	**0.77**	mg/kg	0.036	0.013	1	09/06/17 16:20	09/07/17 19:09	218-01-9	
Dibenz(a,h)anthracene	**0.15**	mg/kg	0.036	0.018	1	09/06/17 16:20	09/07/17 19:09	53-70-3	
Fluoranthene	**0.55**	mg/kg	0.036	0.012	1	09/06/17 16:20	09/07/17 19:09	206-44-0	
Fluorene	**0.016 U**	mg/kg	0.036	0.016	1	09/06/17 16:20	09/07/17 19:09	86-73-7	
Indeno(1,2,3-cd)pyrene	**0.51**	mg/kg	0.036	0.018	1	09/06/17 16:20	09/07/17 19:09	193-39-5	
1-Methylnaphthalene	**0.013 U**	mg/kg	0.036	0.013	1	09/06/17 16:20	09/07/17 19:09	90-12-0	
2-Methylnaphthalene	**0.015 U**	mg/kg	0.036	0.015	1	09/06/17 16:20	09/07/17 19:09	91-57-6	
Naphthalene	**0.014 I**	mg/kg	0.036	0.012	1	09/06/17 16:20	09/07/17 19:09	91-20-3	
Phenanthrene	**0.043**	mg/kg	0.036	0.014	1	09/06/17 16:20	09/07/17 19:09	85-01-8	
Pyrene	**0.68**	mg/kg	0.036	0.018	1	09/06/17 16:20	09/07/17 19:09	129-00-0	
Surrogates									
Nitrobenzene-d5 (S)	52	%	16-123		1	09/06/17 16:20	09/07/17 19:09	4165-60-0	
2-Fluorobiphenyl (S)	64	%	32-129		1	09/06/17 16:20	09/07/17 19:09	321-60-8	
Terphenyl-d14 (S)	47	%	38-138		1	09/06/17 16:20	09/07/17 19:09	1718-51-0	
8260/5035A Volatile Organics	Analytical Method: EPA 8260								
Acetone	**0.026 I**	mg/kg	0.13	0.013	1		09/08/17 19:52	67-64-1	
Acetonitrile	**0.035 U**	mg/kg	0.067	0.035	1		09/08/17 19:52	75-05-8	
Benzene	**0.0022 U**	mg/kg	0.0067	0.0022	1		09/08/17 19:52	71-43-2	
Bromobenzene	**0.0027 U**	mg/kg	0.0067	0.0027	1		09/08/17 19:52	108-86-1	
Bromochloromethane	**0.0023 U**	mg/kg	0.0067	0.0023	1		09/08/17 19:52	74-97-5	
Bromodichloromethane	**0.0026 U**	mg/kg	0.0067	0.0026	1		09/08/17 19:52	75-27-4	
Bromoform	**0.0031 U**	mg/kg	0.0067	0.0031	1		09/08/17 19:52	75-25-2	
Bromomethane	**0.0034 U**	mg/kg	0.013	0.0034	1		09/08/17 19:52	74-83-9	

This report shall not be reproduced, except in full,
without the written consent of Pace Analytical Services, LLC.

Pace Analytical Services, LLC
3610 Park Central Blvd N
Pompano Beach, FL 33064
954-582-4300

ANALYTICAL RESULTS

Project: 09217186.00/Ludlum Trail
Pace Project No.: 35333909

Sample: SB-10-4 (0-0.5) **Lab ID: 35333909026** Collected: 09/01/17 16:14 Received: 09/01/17 18:00 Matrix: Solid

Results reported on a "dry weight" basis and are adjusted for percent moisture, sample size and any dilutions.

Parameters	Results	Units	PQL	MDL	DF	Prepared	Analyzed	CAS No.	Qual
8260/5035A Volatile Organics	Analytical Method: EPA 8260								
2-Butanone (MEK)	**0.0039 U**	mg/kg	0.13	0.0039	1		09/08/17 19:52	78-93-3	
n-Butylbenzene	**0.0024 U**	mg/kg	0.0067	0.0024	1		09/08/17 19:52	104-51-8	
sec-Butylbenzene	**0.0022 U**	mg/kg	0.0067	0.0022	1		09/08/17 19:52	135-98-8	
tert-Butylbenzene	**0.0027 U**	mg/kg	0.0067	0.0027	1		09/08/17 19:52	98-06-6	
Carbon disulfide	**0.0040 U**	mg/kg	0.013	0.0040	1		09/08/17 19:52	75-15-0	
Carbon tetrachloride	**0.0035 U**	mg/kg	0.0067	0.0035	1		09/08/17 19:52	56-23-5	
Chlorobenzene	**0.0026 U**	mg/kg	0.0067	0.0026	1		09/08/17 19:52	108-90-7	
Chloroethane	**0.0032 U**	mg/kg	0.013	0.0032	1		09/08/17 19:52	75-00-3	
Chloroform	**0.0022 U**	mg/kg	0.0067	0.0022	1		09/08/17 19:52	67-66-3	
Chloromethane	**0.0032 U**	mg/kg	0.013	0.0032	1		09/08/17 19:52	74-87-3	
2-Chlorotoluene	**0.0023 U**	mg/kg	0.0067	0.0023	1		09/08/17 19:52	95-49-8	
4-Chlorotoluene	**0.0024 U**	mg/kg	0.0067	0.0024	1		09/08/17 19:52	106-43-4	
Dibromochloromethane	**0.0024 U**	mg/kg	0.0067	0.0024	1		09/08/17 19:52	124-48-1	
Dibromomethane	**0.0034 U**	mg/kg	0.0067	0.0034	1		09/08/17 19:52	74-95-3	
1,2-Dichlorobenzene	**0.0026 U**	mg/kg	0.0067	0.0026	1		09/08/17 19:52	95-50-1	
1,3-Dichlorobenzene	**0.0027 U**	mg/kg	0.0067	0.0027	1		09/08/17 19:52	541-73-1	
1,4-Dichlorobenzene	**0.0023 U**	mg/kg	0.0067	0.0023	1		09/08/17 19:52	106-46-7	
Dichlorodifluoromethane	**0.0048 U**	mg/kg	0.013	0.0048	1		09/08/17 19:52	75-71-8	
1,1-Dichloroethane	**0.0020 U**	mg/kg	0.0067	0.0020	1		09/08/17 19:52	75-34-3	
1,2-Dichloroethane	**0.0030 U**	mg/kg	0.0067	0.0030	1		09/08/17 19:52	107-06-2	
1,1-Dichloroethene	**0.0024 U**	mg/kg	0.0067	0.0024	1		09/08/17 19:52	75-35-4	
cis-1,2-Dichloroethene	**0.0019 U**	mg/kg	0.0067	0.0019	1		09/08/17 19:52	156-59-2	
trans-1,2-Dichloroethene	**0.0026 U**	mg/kg	0.0067	0.0026	1		09/08/17 19:52	156-60-5	
1,2-Dichloropropane	**0.0023 U**	mg/kg	0.0067	0.0023	1		09/08/17 19:52	78-87-5	
1,3-Dichloropropane	**0.0026 U**	mg/kg	0.0067	0.0026	1		09/08/17 19:52	142-28-9	
2,2-Dichloropropane	**0.0023 U**	mg/kg	0.0067	0.0023	1		09/08/17 19:52	594-20-7	
1,1-Dichloropropene	**0.0020 U**	mg/kg	0.0067	0.0020	1		09/08/17 19:52	563-58-6	
cis-1,3-Dichloropropene	**0.0024 U**	mg/kg	0.0067	0.0024	1		09/08/17 19:52	10061-01-5	
trans-1,3-Dichloropropene	**0.0020 U**	mg/kg	0.0067	0.0020	1		09/08/17 19:52	10061-02-6	
Ethylbenzene	**0.0024 U**	mg/kg	0.0067	0.0024	1		09/08/17 19:52	100-41-4	
2-Hexanone	**0.0052 U**	mg/kg	0.067	0.0052	1		09/08/17 19:52	591-78-6	
Iodomethane	**0.013 U**	mg/kg	0.013	0.013	1		09/08/17 19:52	74-88-4	
Isopropylbenzene (Cumene)	**0.0026 U**	mg/kg	0.0067	0.0026	1		09/08/17 19:52	98-82-8	
p-Isopropyltoluene	**0.0023 U**	mg/kg	0.0067	0.0023	1		09/08/17 19:52	99-87-6	
Methylene Chloride	**0.0040 U**	mg/kg	0.027	0.0040	1		09/08/17 19:52	75-09-2	
4-Methyl-2-pentanone (MIBK)	**0.0050 U**	mg/kg	0.067	0.0050	1		09/08/17 19:52	108-10-1	
Methyl-tert-butyl ether	**0.0020 U**	mg/kg	0.0067	0.0020	1		09/08/17 19:52	1634-04-4	
n-Propylbenzene	**0.0023 U**	mg/kg	0.0067	0.0023	1		09/08/17 19:52	103-65-1	
Styrene	**0.0024 U**	mg/kg	0.0067	0.0024	1		09/08/17 19:52	100-42-5	
1,1,1,2-Tetrachloroethane	**0.0028 U**	mg/kg	0.0067	0.0028	1		09/08/17 19:52	630-20-6	
1,1,2,2-Tetrachloroethane	**0.0026 U**	mg/kg	0.0067	0.0026	1		09/08/17 19:52	79-34-5	
Tetrachloroethene	**0.0023 U**	mg/kg	0.0067	0.0023	1		09/08/17 19:52	127-18-4	
Toluene	**0.0024 U**	mg/kg	0.0067	0.0024	1		09/08/17 19:52	108-88-3	
1,2,3-Trichlorobenzene	**0.0030 U**	mg/kg	0.0067	0.0030	1		09/08/17 19:52	87-61-6	
1,2,4-Trichlorobenzene	**0.0022 U**	mg/kg	0.0067	0.0022	1		09/08/17 19:52	120-82-1	

This report shall not be reproduced, except in full,
without the written consent of Pace Analytical Services, LLC.

Pace Analytical Services, LLC
3610 Park Central Blvd N
Pompano Beach, FL 33064
954-582-4300

ANALYTICAL RESULTS

Project: 09217186.00/Ludlum Trail
Pace Project No.: 35333909

Sample: SB-10-4 (0-0.5) **Lab ID: 35333909026** Collected: 09/01/17 16:14 Received: 09/01/17 18:00 Matrix: Solid

Results reported on a "dry weight" basis and are adjusted for percent moisture, sample size and any dilutions.

Parameters	Results	Units	PQL	MDL	DF	Prepared	Analyzed	CAS No.	Qual
8260/5035A Volatile Organics	Analytical Method: EPA 8260								
1,1,1-Trichloroethane	**0.0024 U**	mg/kg	0.0067	0.0024	1		09/08/17 19:52	71-55-6	
1,1,2-Trichloroethane	**0.0028 U**	mg/kg	0.0067	0.0028	1		09/08/17 19:52	79-00-5	
Trichloroethene	**0.0028 U**	mg/kg	0.0067	0.0028	1		09/08/17 19:52	79-01-6	
Trichlorofluoromethane	**0.0030 U**	mg/kg	0.0067	0.0030	1		09/08/17 19:52	75-69-4	
1,2,3-Trichloropropane	**0.0022 U**	mg/kg	0.0067	0.0022	1		09/08/17 19:52	96-18-4	
1,2,3-Trimethylbenzene	**0.0023 U**	mg/kg	0.0067	0.0023	1		09/08/17 19:52	526-73-8	
1,2,4-Trimethylbenzene	**0.0027 U**	mg/kg	0.0067	0.0027	1		09/08/17 19:52	95-63-6	
1,3,5-Trimethylbenzene	**0.0024 U**	mg/kg	0.0067	0.0024	1		09/08/17 19:52	108-67-8	
Vinyl acetate	**0.012 U**	mg/kg	0.067	0.012	1		09/08/17 19:52	108-05-4	
Vinyl chloride	**0.0024 U**	mg/kg	0.013	0.0024	1		09/08/17 19:52	75-01-4	
Xylene (Total)	**0.0048 U**	mg/kg	0.013	0.0048	1		09/08/17 19:52	1330-20-7	
m&p-Xylene	**0.0048 U**	mg/kg	0.013	0.0048	1		09/08/17 19:52	179601-23-1	
o-Xylene	**0.0026 U**	mg/kg	0.0067	0.0026	1		09/08/17 19:52	95-47-6	
Surrogates									
Toluene-d8 (S)	100	%	70-130		1		09/08/17 19:52	2037-26-5	
4-Bromofluorobenzene (S)	93	%	70-130		1		09/08/17 19:52	460-00-4	
1,2-Dichloroethane-d4 (S)	94	%	70-132		1		09/08/17 19:52	17060-07-0	
Percent Moisture	Analytical Method: ASTM D2974-87								
Percent Moisture	**9.1**	%	0.10	0.10	1		09/05/17 15:20		

This report shall not be reproduced, except in full,
without the written consent of Pace Analytical Services, LLC.

Pace Analytical Services, LLC
3610 Park Central Blvd N
Pompano Beach, FL 33064
954-582-4300

ANALYTICAL RESULTS

Project: 09217186.00/Ludlum Trail
Pace Project No.: 35333909

Sample: SB-10-4 (0.5-2) **Lab ID: 35333909027** Collected: 09/01/17 16:16 Received: 09/01/17 18:00 Matrix: Solid

Results reported on a "dry weight" basis and are adjusted for percent moisture, sample size and any dilutions.

Parameters	Results	Units	PQL	MDL	DF	Prepared	Analyzed	CAS No.	Qual
FL-PRO Soil Microwave	Analytical Method: FL-PRO Preparation Method: EPA 3546								
Petroleum Range Organics	**2.8 U**	mg/kg	4.5	2.8	1	09/06/17 14:20	09/08/17 18:38		
Surrogates									
o-Terphenyl (S)	119	%	62-109		1	09/06/17 14:20	09/08/17 18:38	84-15-1	S3
N-Pentatriacontane (S)	108	%	42-159		1	09/06/17 14:20	09/08/17 18:38	630-07-09	
6010 MET ICP	Analytical Method: EPA 6010 Preparation Method: EPA 3050								
Arsenic	**0.29 U**	mg/kg	0.57	0.29	1	09/06/17 18:50	09/14/17 02:11	7440-38-2	
Cadmium	**0.29 U**	mg/kg	0.57	0.29	10	09/06/17 18:50	09/15/17 15:37	7440-43-9	D3
Chromium	**9.1**	mg/kg	2.9	1.4	10	09/06/17 18:50	09/15/17 15:37	7440-47-3	
Copper	**1.4 U**	mg/kg	2.9	1.4	10	09/06/17 18:50	09/15/17 15:37	7440-50-8	D3
Lead	**2.9 U**	mg/kg	5.7	2.9	10	09/06/17 18:50	09/15/17 15:37	7439-92-1	D3
8270 MSSV Short List Microwave	Analytical Method: EPA 8270 Preparation Method: EPA 3546								
Acenaphthene	**0.014 U**	mg/kg	0.037	0.014	1	09/06/17 16:20	09/07/17 19:32	83-32-9	
Acenaphthylene	**0.012 U**	mg/kg	0.037	0.012	1	09/06/17 16:20	09/07/17 19:32	208-96-8	
Anthracene	**0.011 U**	mg/kg	0.037	0.011	1	09/06/17 16:20	09/07/17 19:32	120-12-7	
Benzo(a)anthracene	**0.011 U**	mg/kg	0.037	0.011	1	09/06/17 16:20	09/07/17 19:32	56-55-3	
Benzo(a)pyrene	**0.0043 U**	mg/kg	0.037	0.0043	1	09/06/17 16:20	09/07/17 19:32	50-32-8	
Benzo(b)fluoranthene	**0.028 U**	mg/kg	0.037	0.028	1	09/06/17 16:20	09/07/17 19:32	205-99-2	
Benzo(g,h,i)perylene	**0.013 U**	mg/kg	0.037	0.013	1	09/06/17 16:20	09/07/17 19:32	191-24-2	
Benzo(k)fluoranthene	**0.0080 U**	mg/kg	0.037	0.0080	1	09/06/17 16:20	09/07/17 19:32	207-08-9	
Chrysene	**0.013 U**	mg/kg	0.037	0.013	1	09/06/17 16:20	09/07/17 19:32	218-01-9	
Dibenz(a,h)anthracene	**0.019 U**	mg/kg	0.037	0.019	1	09/06/17 16:20	09/07/17 19:32	53-70-3	
Fluoranthene	**0.012 U**	mg/kg	0.037	0.012	1	09/06/17 16:20	09/07/17 19:32	206-44-0	
Fluorene	**0.017 U**	mg/kg	0.037	0.017	1	09/06/17 16:20	09/07/17 19:32	86-73-7	
Indeno(1,2,3-cd)pyrene	**0.019 U**	mg/kg	0.037	0.019	1	09/06/17 16:20	09/07/17 19:32	193-39-5	
1-Methylnaphthalene	**0.013 U**	mg/kg	0.037	0.013	1	09/06/17 16:20	09/07/17 19:32	90-12-0	
2-Methylnaphthalene	**0.015 U**	mg/kg	0.037	0.015	1	09/06/17 16:20	09/07/17 19:32	91-57-6	
Naphthalene	**0.012 U**	mg/kg	0.037	0.012	1	09/06/17 16:20	09/07/17 19:32	91-20-3	
Phenanthrene	**0.014 U**	mg/kg	0.037	0.014	1	09/06/17 16:20	09/07/17 19:32	85-01-8	
Pyrene	**0.019 U**	mg/kg	0.037	0.019	1	09/06/17 16:20	09/07/17 19:32	129-00-0	
Surrogates									
Nitrobenzene-d5 (S)	57	%	16-123		1	09/06/17 16:20	09/07/17 19:32	4165-60-0	
2-Fluorobiphenyl (S)	64	%	32-129		1	09/06/17 16:20	09/07/17 19:32	321-60-8	
Terphenyl-d14 (S)	64	%	38-138		1	09/06/17 16:20	09/07/17 19:32	1718-51-0	
8260/5035A Volatile Organics	Analytical Method: EPA 8260								
Acetone	**0.069 I**	mg/kg	0.13	0.013	1		09/08/17 20:13	67-64-1	
Acetonitrile	**0.034 U**	mg/kg	0.065	0.034	1		09/08/17 20:13	75-05-8	
Benzene	**0.0021 U**	mg/kg	0.0065	0.0021	1		09/08/17 20:13	71-43-2	
Bromobenzene	**0.0026 U**	mg/kg	0.0065	0.0026	1		09/08/17 20:13	108-86-1	
Bromochloromethane	**0.0022 U**	mg/kg	0.0065	0.0022	1		09/08/17 20:13	74-97-5	
Bromodichloromethane	**0.0025 U**	mg/kg	0.0065	0.0025	1		09/08/17 20:13	75-27-4	
Bromoform	**0.0030 U**	mg/kg	0.0065	0.0030	1		09/08/17 20:13	75-25-2	
Bromomethane	**0.0033 U**	mg/kg	0.013	0.0033	1		09/08/17 20:13	74-83-9	

This report shall not be reproduced, except in full,
without the written consent of Pace Analytical Services, LLC.

Pace Analytical Services, LLC
3610 Park Central Blvd N
Pompano Beach, FL 33064
954-582-4300

ANALYTICAL RESULTS

Project: 09217186.00/Ludlum Trail
Pace Project No.: 35333909

Sample: SB-10-4 (0.5-2) **Lab ID: 35333909027** Collected: 09/01/17 16:16 Received: 09/01/17 18:00 Matrix: Solid

Results reported on a "dry weight" basis and are adjusted for percent moisture, sample size and any dilutions.

Parameters	Results	Units	PQL	MDL	DF	Prepared	Analyzed	CAS No.	Qual
8260/5035A Volatile Organics	Analytical Method: EPA 8260								
2-Butanone (MEK)	**0.0038 U**	mg/kg	0.13	0.0038	1		09/08/17 20:13	78-93-3	
n-Butylbenzene	**0.0024 U**	mg/kg	0.0065	0.0024	1		09/08/17 20:13	104-51-8	
sec-Butylbenzene	**0.0021 U**	mg/kg	0.0065	0.0021	1		09/08/17 20:13	135-98-8	
tert-Butylbenzene	**0.0026 U**	mg/kg	0.0065	0.0026	1		09/08/17 20:13	98-06-6	
Carbon disulfide	**0.0039 U**	mg/kg	0.013	0.0039	1		09/08/17 20:13	75-15-0	
Carbon tetrachloride	**0.0034 U**	mg/kg	0.0065	0.0034	1		09/08/17 20:13	56-23-5	
Chlorobenzene	**0.0025 U**	mg/kg	0.0065	0.0025	1		09/08/17 20:13	108-90-7	
Chloroethane	**0.0031 U**	mg/kg	0.013	0.0031	1		09/08/17 20:13	75-00-3	
Chloroform	**0.0021 U**	mg/kg	0.0065	0.0021	1		09/08/17 20:13	67-66-3	
Chloromethane	**0.0031 U**	mg/kg	0.013	0.0031	1		09/08/17 20:13	74-87-3	
2-Chlorotoluene	**0.0022 U**	mg/kg	0.0065	0.0022	1		09/08/17 20:13	95-49-8	
4-Chlorotoluene	**0.0024 U**	mg/kg	0.0065	0.0024	1		09/08/17 20:13	106-43-4	
Dibromochloromethane	**0.0024 U**	mg/kg	0.0065	0.0024	1		09/08/17 20:13	124-48-1	
Dibromomethane	**0.0033 U**	mg/kg	0.0065	0.0033	1		09/08/17 20:13	74-95-3	
1,2-Dichlorobenzene	**0.0025 U**	mg/kg	0.0065	0.0025	1		09/08/17 20:13	95-50-1	
1,3-Dichlorobenzene	**0.0026 U**	mg/kg	0.0065	0.0026	1		09/08/17 20:13	541-73-1	
1,4-Dichlorobenzene	**0.0022 U**	mg/kg	0.0065	0.0022	1		09/08/17 20:13	106-46-7	
Dichlorodifluoromethane	**0.0047 U**	mg/kg	0.013	0.0047	1		09/08/17 20:13	75-71-8	
1,1-Dichloroethane	**0.0020 U**	mg/kg	0.0065	0.0020	1		09/08/17 20:13	75-34-3	
1,2-Dichloroethane	**0.0029 U**	mg/kg	0.0065	0.0029	1		09/08/17 20:13	107-06-2	
1,1-Dichloroethene	**0.0024 U**	mg/kg	0.0065	0.0024	1		09/08/17 20:13	75-35-4	
cis-1,2-Dichloroethene	**0.0018 U**	mg/kg	0.0065	0.0018	1		09/08/17 20:13	156-59-2	
trans-1,2-Dichloroethene	**0.0025 U**	mg/kg	0.0065	0.0025	1		09/08/17 20:13	156-60-5	
1,2-Dichloropropane	**0.0022 U**	mg/kg	0.0065	0.0022	1		09/08/17 20:13	78-87-5	
1,3-Dichloropropane	**0.0025 U**	mg/kg	0.0065	0.0025	1		09/08/17 20:13	142-28-9	
2,2-Dichloropropane	**0.0022 U**	mg/kg	0.0065	0.0022	1		09/08/17 20:13	594-20-7	
1,1-Dichloropropene	**0.0020 U**	mg/kg	0.0065	0.0020	1		09/08/17 20:13	563-58-6	
cis-1,3-Dichloropropene	**0.0024 U**	mg/kg	0.0065	0.0024	1		09/08/17 20:13	10061-01-5	
trans-1,3-Dichloropropene	**0.0020 U**	mg/kg	0.0065	0.0020	1		09/08/17 20:13	10061-02-6	
Ethylbenzene	**0.0024 U**	mg/kg	0.0065	0.0024	1		09/08/17 20:13	100-41-4	
2-Hexanone	**0.0051 U**	mg/kg	0.065	0.0051	1		09/08/17 20:13	591-78-6	
Iodomethane	**0.013 U**	mg/kg	0.013	0.013	1		09/08/17 20:13	74-88-4	
Isopropylbenzene (Cumene)	**0.0025 U**	mg/kg	0.0065	0.0025	1		09/08/17 20:13	98-82-8	
p-Isopropyltoluene	**0.0022 U**	mg/kg	0.0065	0.0022	1		09/08/17 20:13	99-87-6	
Methylene Chloride	**0.0039 U**	mg/kg	0.026	0.0039	1		09/08/17 20:13	75-09-2	
4-Methyl-2-pentanone (MIBK)	**0.0048 U**	mg/kg	0.065	0.0048	1		09/08/17 20:13	108-10-1	
Methyl-tert-butyl ether	**0.0020 U**	mg/kg	0.0065	0.0020	1		09/08/17 20:13	1634-04-4	
n-Propylbenzene	**0.0022 U**	mg/kg	0.0065	0.0022	1		09/08/17 20:13	103-65-1	
Styrene	**0.0024 U**	mg/kg	0.0065	0.0024	1		09/08/17 20:13	100-42-5	
1,1,1,2-Tetrachloroethane	**0.0027 U**	mg/kg	0.0065	0.0027	1		09/08/17 20:13	630-20-6	
1,1,2,2-Tetrachloroethane	**0.0025 U**	mg/kg	0.0065	0.0025	1		09/08/17 20:13	79-34-5	
Tetrachloroethene	**0.0022 U**	mg/kg	0.0065	0.0022	1		09/08/17 20:13	127-18-4	
Toluene	**0.0024 U**	mg/kg	0.0065	0.0024	1		09/08/17 20:13	108-88-3	
1,2,3-Trichlorobenzene	**0.0029 U**	mg/kg	0.0065	0.0029	1		09/08/17 20:13	87-61-6	
1,2,4-Trichlorobenzene	**0.0021 U**	mg/kg	0.0065	0.0021	1		09/08/17 20:13	120-82-1	

This report shall not be reproduced, except in full,
without the written consent of Pace Analytical Services, LLC.

Pace Analytical Services, LLC
3610 Park Central Blvd N
Pompano Beach, FL 33064
954-582-4300

ANALYTICAL RESULTS

Project: 09217186.00/Ludlum Trail
Pace Project No.: 35333909

Sample: SB-10-4 (0.5-2) **Lab ID: 35333909027** Collected: 09/01/17 16:16 Received: 09/01/17 18:00 Matrix: Solid

Results reported on a "dry weight" basis and are adjusted for percent moisture, sample size and any dilutions.

Parameters	Results	Units	PQL	MDL	DF	Prepared	Analyzed	CAS No.	Qual
8260/5035A Volatile Organics	Analytical Method: EPA 8260								
1,1,1-Trichloroethane	**0.0024 U**	mg/kg	0.0065	0.0024	1		09/08/17 20:13	71-55-6	
1,1,2-Trichloroethane	**0.0027 U**	mg/kg	0.0065	0.0027	1		09/08/17 20:13	79-00-5	
Trichloroethene	**0.0027 U**	mg/kg	0.0065	0.0027	1		09/08/17 20:13	79-01-6	
Trichlorofluoromethane	**0.0029 U**	mg/kg	0.0065	0.0029	1		09/08/17 20:13	75-69-4	
1,2,3-Trichloropropane	**0.0021 U**	mg/kg	0.0065	0.0021	1		09/08/17 20:13	96-18-4	
1,2,3-Trimethylbenzene	**0.0022 U**	mg/kg	0.0065	0.0022	1		09/08/17 20:13	526-73-8	
1,2,4-Trimethylbenzene	**0.0026 U**	mg/kg	0.0065	0.0026	1		09/08/17 20:13	95-63-6	
1,3,5-Trimethylbenzene	**0.0024 U**	mg/kg	0.0065	0.0024	1		09/08/17 20:13	108-67-8	
Vinyl acetate	**0.011 U**	mg/kg	0.065	0.011	1		09/08/17 20:13	108-05-4	
Vinyl chloride	**0.0024 U**	mg/kg	0.013	0.0024	1		09/08/17 20:13	75-01-4	
Xylene (Total)	**0.0047 U**	mg/kg	0.013	0.0047	1		09/08/17 20:13	1330-20-7	
m&p-Xylene	**0.0047 U**	mg/kg	0.013	0.0047	1		09/08/17 20:13	179601-23-1	
o-Xylene	**0.0025 U**	mg/kg	0.0065	0.0025	1		09/08/17 20:13	95-47-6	
Surrogates									
Toluene-d8 (S)	102	%	70-130		1		09/08/17 20:13	2037-26-5	
4-Bromofluorobenzene (S)	98	%	70-130		1		09/08/17 20:13	460-00-4	
1,2-Dichloroethane-d4 (S)	93	%	70-132		1		09/08/17 20:13	17060-07-0	
Percent Moisture	Analytical Method: ASTM D2974-87								
Percent Moisture	**11.2**	%	0.10	0.10	1		09/05/17 15:20		

This report shall not be reproduced, except in full,
without the written consent of Pace Analytical Services, LLC.

Pace Analytical Services, LLC
3610 Park Central Blvd N
Pompano Beach, FL 33064
954-582-4300

ANALYTICAL RESULTS

Project: 09217186.00/Ludlum Trail
Pace Project No.: 35333909

Sample: SB-10-4 (2-4) **Lab ID: 35333909028** Collected: 09/01/17 16:18 Received: 09/01/17 18:00 Matrix: Solid

Results reported on a "dry weight" basis and are adjusted for percent moisture, sample size and any dilutions.

Parameters	Results	Units	PQL	MDL	DF	Prepared	Analyzed	CAS No.	Qual
Percent Moisture	Analytical Method: ASTM D2974-87								
Percent Moisture	**12.3**	%	0.10	0.10	1		09/05/17 15:21		

This report shall not be reproduced, except in full,
without the written consent of Pace Analytical Services, LLC.

Pace Analytical Services, LLC
3610 Park Central Blvd N
Pompano Beach, FL 33064
954-582-4300

ANALYTICAL RESULTS

Project: 09217186.00/Ludlum Trail
Pace Project No.: 35333909

Sample: SB-10-5 (0-0.5) **Lab ID: 35333909029** Collected: 09/01/17 16:00 Received: 09/01/17 18:00 Matrix: Solid

Results reported on a "dry weight" basis and are adjusted for percent moisture, sample size and any dilutions.

Parameters	Results	Units	PQL	MDL	DF	Prepared	Analyzed	CAS No.	Qual
FL-PRO Soil Microwave	Analytical Method: FL-PRO Preparation Method: EPA 3546								
Petroleum Range Organics	**13.9**	mg/kg	4.4	2.8	1	09/06/17 14:20	09/08/17 19:02		
Surrogates									
o-Terphenyl (S)	92	%	62-109		1	09/06/17 14:20	09/08/17 19:02	84-15-1	
N-Pentatriacontane (S)	110	%	42-159		1	09/06/17 14:20	09/08/17 19:02	630-07-09	
6010 MET ICP	Analytical Method: EPA 6010 Preparation Method: EPA 3050								
Arsenic	**0.96**	mg/kg	0.59	0.29	1	09/06/17 18:50	09/14/17 02:16	7440-38-2	
Cadmium	**0.29 I**	mg/kg	0.29	0.15	5	09/06/17 18:50	09/15/17 15:42	7440-43-9	
Chromium	**17.2**	mg/kg	0.29	0.15	1	09/06/17 18:50	09/14/17 02:16	7440-47-3	
Copper	**3.7**	mg/kg	1.5	0.73	5	09/06/17 18:50	09/15/17 15:42	7440-50-8	
Lead	**14.3**	mg/kg	2.9	1.5	5	09/06/17 18:50	09/15/17 15:42	7439-92-1	
8270 MSSV Short List Microwave	Analytical Method: EPA 8270 Preparation Method: EPA 3546								
Acenaphthene	**0.013 U**	mg/kg	0.037	0.013	1	09/06/17 16:20	09/07/17 19:55	83-32-9	
Acenaphthylene	**0.011 U**	mg/kg	0.037	0.011	1	09/06/17 16:20	09/07/17 19:55	208-96-8	
Anthracene	**0.011 U**	mg/kg	0.037	0.011	1	09/06/17 16:20	09/07/17 19:55	120-12-7	
Benzo(a)anthracene	**0.011 U**	mg/kg	0.037	0.011	1	09/06/17 16:20	09/07/17 19:55	56-55-3	
Benzo(a)pyrene	**0.0096 I**	mg/kg	0.037	0.0043	1	09/06/17 16:20	09/07/17 19:55	50-32-8	
Benzo(b)fluoranthene	**0.028 U**	mg/kg	0.037	0.028	1	09/06/17 16:20	09/07/17 19:55	205-99-2	
Benzo(g,h,i)perylene	**0.013 U**	mg/kg	0.037	0.013	1	09/06/17 16:20	09/07/17 19:55	191-24-2	
Benzo(k)fluoranthene	**0.0079 U**	mg/kg	0.037	0.0079	1	09/06/17 16:20	09/07/17 19:55	207-08-9	
Chrysene	**0.013 U**	mg/kg	0.037	0.013	1	09/06/17 16:20	09/07/17 19:55	218-01-9	
Dibenz(a,h)anthracene	**0.018 U**	mg/kg	0.037	0.018	1	09/06/17 16:20	09/07/17 19:55	53-70-3	
Fluoranthene	**0.012 U**	mg/kg	0.037	0.012	1	09/06/17 16:20	09/07/17 19:55	206-44-0	
Fluorene	**0.016 U**	mg/kg	0.037	0.016	1	09/06/17 16:20	09/07/17 19:55	86-73-7	
Indeno(1,2,3-cd)pyrene	**0.018 U**	mg/kg	0.037	0.018	1	09/06/17 16:20	09/07/17 19:55	193-39-5	
1-Methylnaphthalene	**0.013 U**	mg/kg	0.037	0.013	1	09/06/17 16:20	09/07/17 19:55	90-12-0	
2-Methylnaphthalene	**0.015 U**	mg/kg	0.037	0.015	1	09/06/17 16:20	09/07/17 19:55	91-57-6	
Naphthalene	**0.012 U**	mg/kg	0.037	0.012	1	09/06/17 16:20	09/07/17 19:55	91-20-3	
Phenanthrene	**0.014 U**	mg/kg	0.037	0.014	1	09/06/17 16:20	09/07/17 19:55	85-01-8	
Pyrene	**0.018 U**	mg/kg	0.037	0.018	1	09/06/17 16:20	09/07/17 19:55	129-00-0	
Surrogates									
Nitrobenzene-d5 (S)	51	%	16-123		1	09/06/17 16:20	09/07/17 19:55	4165-60-0	
2-Fluorobiphenyl (S)	58	%	32-129		1	09/06/17 16:20	09/07/17 19:55	321-60-8	
Terphenyl-d14 (S)	57	%	38-138		1	09/06/17 16:20	09/07/17 19:55	1718-51-0	
8260/5035A Volatile Organics	Analytical Method: EPA 8260								
Acetone	**0.014 U**	mg/kg	0.14	0.014	1		09/08/17 20:33	67-64-1	J(M1)
Acetonitrile	**0.036 U**	mg/kg	0.069	0.036	1		09/08/17 20:33	75-05-8	
Benzene	**0.0022 U**	mg/kg	0.0069	0.0022	1		09/08/17 20:33	71-43-2	
Bromobenzene	**0.0027 U**	mg/kg	0.0069	0.0027	1		09/08/17 20:33	108-86-1	
Bromochloromethane	**0.0023 U**	mg/kg	0.0069	0.0023	1		09/08/17 20:33	74-97-5	
Bromodichloromethane	**0.0026 U**	mg/kg	0.0069	0.0026	1		09/08/17 20:33	75-27-4	
Bromoform	**0.0032 U**	mg/kg	0.0069	0.0032	1		09/08/17 20:33	75-25-2	
Bromomethane	**0.0034 U**	mg/kg	0.014	0.0034	1		09/08/17 20:33	74-83-9	

This report shall not be reproduced, except in full,
without the written consent of Pace Analytical Services, LLC.

Pace Analytical Services, LLC
3610 Park Central Blvd N
Pompano Beach, FL 33064
954-582-4300

ANALYTICAL RESULTS

Project: 09217186.00/Ludlum Trail
Pace Project No.: 35333909

Sample: SB-10-5 (0-0.5) **Lab ID: 35333909029** Collected: 09/01/17 16:00 Received: 09/01/17 18:00 Matrix: Solid

Results reported on a "dry weight" basis and are adjusted for percent moisture, sample size and any dilutions.

Parameters	Results	Units	PQL	MDL	DF	Prepared	Analyzed	CAS No.	Qual
8260/5035A Volatile Organics	Analytical Method: EPA 8260								
2-Butanone (MEK)	**0.0040 U**	mg/kg	0.14	0.0040	1		09/08/17 20:33	78-93-3	
n-Butylbenzene	**0.0025 U**	mg/kg	0.0069	0.0025	1		09/08/17 20:33	104-51-8	
sec-Butylbenzene	**0.0022 U**	mg/kg	0.0069	0.0022	1		09/08/17 20:33	135-98-8	
tert-Butylbenzene	**0.0027 U**	mg/kg	0.0069	0.0027	1		09/08/17 20:33	98-06-6	
Carbon disulfide	**0.0041 U**	mg/kg	0.014	0.0041	1		09/08/17 20:33	75-15-0	
Carbon tetrachloride	**0.0036 U**	mg/kg	0.0069	0.0036	1		09/08/17 20:33	56-23-5	
Chlorobenzene	**0.0026 U**	mg/kg	0.0069	0.0026	1		09/08/17 20:33	108-90-7	
Chloroethane	**0.0033 U**	mg/kg	0.014	0.0033	1		09/08/17 20:33	75-00-3	
Chloroform	**0.0022 U**	mg/kg	0.0069	0.0022	1		09/08/17 20:33	67-66-3	
Chloromethane	**0.0033 U**	mg/kg	0.014	0.0033	1		09/08/17 20:33	74-87-3	
2-Chlorotoluene	**0.0023 U**	mg/kg	0.0069	0.0023	1		09/08/17 20:33	95-49-8	
4-Chlorotoluene	**0.0025 U**	mg/kg	0.0069	0.0025	1		09/08/17 20:33	106-43-4	
Dibromochloromethane	**0.0025 U**	mg/kg	0.0069	0.0025	1		09/08/17 20:33	124-48-1	
Dibromomethane	**0.0034 U**	mg/kg	0.0069	0.0034	1		09/08/17 20:33	74-95-3	
1,2-Dichlorobenzene	**0.0026 U**	mg/kg	0.0069	0.0026	1		09/08/17 20:33	95-50-1	
1,3-Dichlorobenzene	**0.0027 U**	mg/kg	0.0069	0.0027	1		09/08/17 20:33	541-73-1	
1,4-Dichlorobenzene	**0.0023 U**	mg/kg	0.0069	0.0023	1		09/08/17 20:33	106-46-7	
Dichlorodifluoromethane	**0.0049 U**	mg/kg	0.014	0.0049	1		09/08/17 20:33	75-71-8	
1,1-Dichloroethane	**0.0021 U**	mg/kg	0.0069	0.0021	1		09/08/17 20:33	75-34-3	
1,2-Dichloroethane	**0.0030 U**	mg/kg	0.0069	0.0030	1		09/08/17 20:33	107-06-2	
1,1-Dichloroethene	**0.0025 U**	mg/kg	0.0069	0.0025	1		09/08/17 20:33	75-35-4	
cis-1,2-Dichloroethene	**0.0019 U**	mg/kg	0.0069	0.0019	1		09/08/17 20:33	156-59-2	
trans-1,2-Dichloroethene	**0.0026 U**	mg/kg	0.0069	0.0026	1		09/08/17 20:33	156-60-5	
1,2-Dichloropropane	**0.0023 U**	mg/kg	0.0069	0.0023	1		09/08/17 20:33	78-87-5	
1,3-Dichloropropane	**0.0026 U**	mg/kg	0.0069	0.0026	1		09/08/17 20:33	142-28-9	
2,2-Dichloropropane	**0.0023 U**	mg/kg	0.0069	0.0023	1		09/08/17 20:33	594-20-7	
1,1-Dichloropropene	**0.0021 U**	mg/kg	0.0069	0.0021	1		09/08/17 20:33	563-58-6	
cis-1,3-Dichloropropene	**0.0025 U**	mg/kg	0.0069	0.0025	1		09/08/17 20:33	10061-01-5	
trans-1,3-Dichloropropene	**0.0021 U**	mg/kg	0.0069	0.0021	1		09/08/17 20:33	10061-02-6	
Ethylbenzene	**0.0025 U**	mg/kg	0.0069	0.0025	1		09/08/17 20:33	100-41-4	
2-Hexanone	**0.0053 U**	mg/kg	0.069	0.0053	1		09/08/17 20:33	591-78-6	
Iodomethane	**0.014 U**	mg/kg	0.014	0.014	1		09/08/17 20:33	74-88-4	J(M1)
Isopropylbenzene (Cumene)	**0.0026 U**	mg/kg	0.0069	0.0026	1		09/08/17 20:33	98-82-8	
p-Isopropyltoluene	**0.0023 U**	mg/kg	0.0069	0.0023	1		09/08/17 20:33	99-87-6	
Methylene Chloride	**0.0041 U**	mg/kg	0.027	0.0041	1		09/08/17 20:33	75-09-2	
4-Methyl-2-pentanone (MIBK)	**0.0051 U**	mg/kg	0.069	0.0051	1		09/08/17 20:33	108-10-1	
Methyl-tert-butyl ether	**0.0021 U**	mg/kg	0.0069	0.0021	1		09/08/17 20:33	1634-04-4	
n-Propylbenzene	**0.0023 U**	mg/kg	0.0069	0.0023	1		09/08/17 20:33	103-65-1	
Styrene	**0.0025 U**	mg/kg	0.0069	0.0025	1		09/08/17 20:33	100-42-5	
1,1,1,2-Tetrachloroethane	**0.0029 U**	mg/kg	0.0069	0.0029	1		09/08/17 20:33	630-20-6	
1,1,2,2-Tetrachloroethane	**0.0026 U**	mg/kg	0.0069	0.0026	1		09/08/17 20:33	79-34-5	
Tetrachloroethene	**0.0023 U**	mg/kg	0.0069	0.0023	1		09/08/17 20:33	127-18-4	
Toluene	**0.0025 U**	mg/kg	0.0069	0.0025	1		09/08/17 20:33	108-88-3	
1,2,3-Trichlorobenzene	**0.0030 U**	mg/kg	0.0069	0.0030	1		09/08/17 20:33	87-61-6	J(M1)
1,2,4-Trichlorobenzene	**0.0022 U**	mg/kg	0.0069	0.0022	1		09/08/17 20:33	120-82-1	J(M1)

This report shall not be reproduced, except in full,
without the written consent of Pace Analytical Services, LLC.

Pace Analytical Services, LLC
3610 Park Central Blvd N
Pompano Beach, FL 33064
954-582-4300

ANALYTICAL RESULTS

Project: 09217186.00/Ludlum Trail
Pace Project No.: 35333909

Sample: SB-10-5 (0-0.5) **Lab ID: 35333909029** Collected: 09/01/17 16:00 Received: 09/01/17 18:00 Matrix: Solid

Results reported on a "dry weight" basis and are adjusted for percent moisture, sample size and any dilutions.

Parameters	Results	Units	PQL	MDL	DF	Prepared	Analyzed	CAS No.	Qual
8260/5035A Volatile Organics	Analytical Method: EPA 8260								
1,1,1-Trichloroethane	**0.0025 U**	mg/kg	0.0069	0.0025	1		09/08/17 20:33	71-55-6	
1,1,2-Trichloroethane	**0.0029 U**	mg/kg	0.0069	0.0029	1		09/08/17 20:33	79-00-5	
Trichloroethene	**0.0029 U**	mg/kg	0.0069	0.0029	1		09/08/17 20:33	79-01-6	
Trichlorofluoromethane	**0.0030 U**	mg/kg	0.0069	0.0030	1		09/08/17 20:33	75-69-4	
1,2,3-Trichloropropane	**0.0022 U**	mg/kg	0.0069	0.0022	1		09/08/17 20:33	96-18-4	
1,2,3-Trimethylbenzene	**0.0023 U**	mg/kg	0.0069	0.0023	1		09/08/17 20:33	526-73-8	
1,2,4-Trimethylbenzene	**0.0027 U**	mg/kg	0.0069	0.0027	1		09/08/17 20:33	95-63-6	
1,3,5-Trimethylbenzene	**0.0025 U**	mg/kg	0.0069	0.0025	1		09/08/17 20:33	108-67-8	
Vinyl acetate	**0.012 U**	mg/kg	0.069	0.012	1		09/08/17 20:33	108-05-4	J(M1)
Vinyl chloride	**0.0025 U**	mg/kg	0.014	0.0025	1		09/08/17 20:33	75-01-4	
Xylene (Total)	**0.0049 U**	mg/kg	0.014	0.0049	1		09/08/17 20:33	1330-20-7	
m&p-Xylene	**0.0049 U**	mg/kg	0.014	0.0049	1		09/08/17 20:33	179601-23-1	
o-Xylene	**0.0026 U**	mg/kg	0.0069	0.0026	1		09/08/17 20:33	95-47-6	
Surrogates									
Toluene-d8 (S)	103	%	70-130		1		09/08/17 20:33	2037-26-5	
4-Bromofluorobenzene (S)	94	%	70-130		1		09/08/17 20:33	460-00-4	
1,2-Dichloroethane-d4 (S)	92	%	70-132		1		09/08/17 20:33	17060-07-0	
Percent Moisture	Analytical Method: ASTM D2974-87								
Percent Moisture	**9.8**	%	0.10	0.10	1		09/05/17 15:21		

This report shall not be reproduced, except in full,
without the written consent of Pace Analytical Services, LLC.

Pace Analytical Services, LLC
3610 Park Central Blvd N
Pompano Beach, FL 33064
954-582-4300

ANALYTICAL RESULTS

Project: 09217186.00/Ludlum Trail
Pace Project No.: 35333909

Sample: SB-10-5 (0.5-2) **Lab ID: 35333909030** Collected: 09/01/17 16:02 Received: 09/01/17 18:00 Matrix: Solid

Results reported on a "dry weight" basis and are adjusted for percent moisture, sample size and any dilutions.

Parameters	Results	Units	PQL	MDL	DF	Prepared	Analyzed	CAS No.	Qual
FL-PRO Soil Microwave	Analytical Method: FL-PRO Preparation Method: EPA 3546								
Petroleum Range Organics	**2.9 U**	mg/kg	4.5	2.9	1	09/06/17 14:20	09/08/17 19:02		
Surrogates									
o-Terphenyl (S)	131	%	62-109		1	09/06/17 14:20	09/08/17 19:02	84-15-1	S3
N-Pentatriacontane (S)	162	%	42-159		1	09/06/17 14:20	09/08/17 19:02	630-07-09	S3
6010 MET ICP	Analytical Method: EPA 6010 Preparation Method: EPA 3050								
Arsenic	**0.37 I**	mg/kg	0.59	0.29	1	09/07/17 17:50	09/13/17 13:04	7440-38-2	
Cadmium	**0.052 I**	mg/kg	0.059	0.029	1	09/07/17 17:50	09/13/17 13:04	7440-43-9	
Chromium	**11.0**	mg/kg	0.29	0.15	1	09/07/17 17:50	09/13/17 13:04	7440-47-3	
Copper	**0.83**	mg/kg	0.29	0.15	1	09/07/17 17:50	09/13/17 13:04	7440-50-8	
Lead	**2.2**	mg/kg	0.59	0.29	1	09/07/17 17:50	09/13/17 13:04	7439-92-1	
8270 MSSV Short List Microwave	Analytical Method: EPA 8270 Preparation Method: EPA 3546								
Acenaphthene	**0.014 U**	mg/kg	0.037	0.014	1	09/06/17 16:20	09/07/17 20:18	83-32-9	
Acenaphthylene	**0.012 U**	mg/kg	0.037	0.012	1	09/06/17 16:20	09/07/17 20:18	208-96-8	
Anthracene	**0.011 U**	mg/kg	0.037	0.011	1	09/06/17 16:20	09/07/17 20:18	120-12-7	
Benzo(a)anthracene	**0.011 U**	mg/kg	0.037	0.011	1	09/06/17 16:20	09/07/17 20:18	56-55-3	
Benzo(a)pyrene	**0.0043 U**	mg/kg	0.037	0.0043	1	09/06/17 16:20	09/07/17 20:18	50-32-8	
Benzo(b)fluoranthene	**0.028 U**	mg/kg	0.037	0.028	1	09/06/17 16:20	09/07/17 20:18	205-99-2	
Benzo(g,h,i)perylene	**0.013 U**	mg/kg	0.037	0.013	1	09/06/17 16:20	09/07/17 20:18	191-24-2	
Benzo(k)fluoranthene	**0.0080 U**	mg/kg	0.037	0.0080	1	09/06/17 16:20	09/07/17 20:18	207-08-9	
Chrysene	**0.013 U**	mg/kg	0.037	0.013	1	09/06/17 16:20	09/07/17 20:18	218-01-9	
Dibenz(a,h)anthracene	**0.019 U**	mg/kg	0.037	0.019	1	09/06/17 16:20	09/07/17 20:18	53-70-3	
Fluoranthene	**0.012 U**	mg/kg	0.037	0.012	1	09/06/17 16:20	09/07/17 20:18	206-44-0	
Fluorene	**0.017 U**	mg/kg	0.037	0.017	1	09/06/17 16:20	09/07/17 20:18	86-73-7	
Indeno(1,2,3-cd)pyrene	**0.019 U**	mg/kg	0.037	0.019	1	09/06/17 16:20	09/07/17 20:18	193-39-5	
1-Methylnaphthalene	**0.013 U**	mg/kg	0.037	0.013	1	09/06/17 16:20	09/07/17 20:18	90-12-0	
2-Methylnaphthalene	**0.015 U**	mg/kg	0.037	0.015	1	09/06/17 16:20	09/07/17 20:18	91-57-6	
Naphthalene	**0.012 U**	mg/kg	0.037	0.012	1	09/06/17 16:20	09/07/17 20:18	91-20-3	
Phenanthrene	**0.014 U**	mg/kg	0.037	0.014	1	09/06/17 16:20	09/07/17 20:18	85-01-8	
Pyrene	**0.019 U**	mg/kg	0.037	0.019	1	09/06/17 16:20	09/07/17 20:18	129-00-0	
Surrogates									
Nitrobenzene-d5 (S)	63	%	16-123		1	09/06/17 16:20	09/07/17 20:18	4165-60-0	
2-Fluorobiphenyl (S)	73	%	32-129		1	09/06/17 16:20	09/07/17 20:18	321-60-8	
Terphenyl-d14 (S)	68	%	38-138		1	09/06/17 16:20	09/07/17 20:18	1718-51-0	
8260/5035A Volatile Organics	Analytical Method: EPA 8260								
Acetone	**0.070 I**	mg/kg	0.13	0.013	1		09/08/17 20:53	67-64-1	
Acetonitrile	**0.034 U**	mg/kg	0.065	0.034	1		09/08/17 20:53	75-05-8	
Benzene	**0.0021 U**	mg/kg	0.0065	0.0021	1		09/08/17 20:53	71-43-2	
Bromobenzene	**0.0026 U**	mg/kg	0.0065	0.0026	1		09/08/17 20:53	108-86-1	
Bromochloromethane	**0.0022 U**	mg/kg	0.0065	0.0022	1		09/08/17 20:53	74-97-5	
Bromodichloromethane	**0.0025 U**	mg/kg	0.0065	0.0025	1		09/08/17 20:53	75-27-4	
Bromoform	**0.0030 U**	mg/kg	0.0065	0.0030	1		09/08/17 20:53	75-25-2	
Bromomethane	**0.0032 U**	mg/kg	0.013	0.0032	1		09/08/17 20:53	74-83-9	

This report shall not be reproduced, except in full,
without the written consent of Pace Analytical Services, LLC.

Pace Analytical Services, LLC
3610 Park Central Blvd N
Pompano Beach, FL 33064
954-582-4300

ANALYTICAL RESULTS

Project: 09217186.00/Ludlum Trail
Pace Project No.: 35333909

Sample: SB-10-5 (0.5-2) **Lab ID: 35333909030** Collected: 09/01/17 16:02 Received: 09/01/17 18:00 Matrix: Solid

Results reported on a "dry weight" basis and are adjusted for percent moisture, sample size and any dilutions.

Parameters	Results	Units	PQL	MDL	DF	Prepared	Analyzed	CAS No.	Qual
8260/5035A Volatile Organics	Analytical Method: EPA 8260								
2-Butanone (MEK)	**0.0037 U**	mg/kg	0.13	0.0037	1		09/08/17 20:53	78-93-3	
n-Butylbenzene	**0.0023 U**	mg/kg	0.0065	0.0023	1		09/08/17 20:53	104-51-8	
sec-Butylbenzene	**0.0021 U**	mg/kg	0.0065	0.0021	1		09/08/17 20:53	135-98-8	
tert-Butylbenzene	**0.0026 U**	mg/kg	0.0065	0.0026	1		09/08/17 20:53	98-06-6	
Carbon disulfide	**0.0039 U**	mg/kg	0.013	0.0039	1		09/08/17 20:53	75-15-0	
Carbon tetrachloride	**0.0034 U**	mg/kg	0.0065	0.0034	1		09/08/17 20:53	56-23-5	
Chlorobenzene	**0.0025 U**	mg/kg	0.0065	0.0025	1		09/08/17 20:53	108-90-7	
Chloroethane	**0.0031 U**	mg/kg	0.013	0.0031	1		09/08/17 20:53	75-00-3	
Chloroform	**0.0021 U**	mg/kg	0.0065	0.0021	1		09/08/17 20:53	67-66-3	
Chloromethane	**0.0031 U**	mg/kg	0.013	0.0031	1		09/08/17 20:53	74-87-3	
2-Chlorotoluene	**0.0022 U**	mg/kg	0.0065	0.0022	1		09/08/17 20:53	95-49-8	
4-Chlorotoluene	**0.0023 U**	mg/kg	0.0065	0.0023	1		09/08/17 20:53	106-43-4	
Dibromochloromethane	**0.0023 U**	mg/kg	0.0065	0.0023	1		09/08/17 20:53	124-48-1	
Dibromomethane	**0.0032 U**	mg/kg	0.0065	0.0032	1		09/08/17 20:53	74-95-3	
1,2-Dichlorobenzene	**0.0025 U**	mg/kg	0.0065	0.0025	1		09/08/17 20:53	95-50-1	
1,3-Dichlorobenzene	**0.0026 U**	mg/kg	0.0065	0.0026	1		09/08/17 20:53	541-73-1	
1,4-Dichlorobenzene	**0.0022 U**	mg/kg	0.0065	0.0022	1		09/08/17 20:53	106-46-7	
Dichlorodifluoromethane	**0.0047 U**	mg/kg	0.013	0.0047	1		09/08/17 20:53	75-71-8	
1,1-Dichloroethane	**0.0019 U**	mg/kg	0.0065	0.0019	1		09/08/17 20:53	75-34-3	
1,2-Dichloroethane	**0.0028 U**	mg/kg	0.0065	0.0028	1		09/08/17 20:53	107-06-2	
1,1-Dichloroethene	**0.0023 U**	mg/kg	0.0065	0.0023	1		09/08/17 20:53	75-35-4	
cis-1,2-Dichloroethene	**0.0018 U**	mg/kg	0.0065	0.0018	1		09/08/17 20:53	156-59-2	
trans-1,2-Dichloroethene	**0.0025 U**	mg/kg	0.0065	0.0025	1		09/08/17 20:53	156-60-5	
1,2-Dichloropropane	**0.0022 U**	mg/kg	0.0065	0.0022	1		09/08/17 20:53	78-87-5	
1,3-Dichloropropane	**0.0025 U**	mg/kg	0.0065	0.0025	1		09/08/17 20:53	142-28-9	
2,2-Dichloropropane	**0.0022 U**	mg/kg	0.0065	0.0022	1		09/08/17 20:53	594-20-7	
1,1-Dichloropropene	**0.0019 U**	mg/kg	0.0065	0.0019	1		09/08/17 20:53	563-58-6	
cis-1,3-Dichloropropene	**0.0023 U**	mg/kg	0.0065	0.0023	1		09/08/17 20:53	10061-01-5	
trans-1,3-Dichloropropene	**0.0019 U**	mg/kg	0.0065	0.0019	1		09/08/17 20:53	10061-02-6	
Ethylbenzene	**0.0023 U**	mg/kg	0.0065	0.0023	1		09/08/17 20:53	100-41-4	
2-Hexanone	**0.0050 U**	mg/kg	0.065	0.0050	1		09/08/17 20:53	591-78-6	
Iodomethane	**0.013 U**	mg/kg	0.013	0.013	1		09/08/17 20:53	74-88-4	
Isopropylbenzene (Cumene)	**0.0025 U**	mg/kg	0.0065	0.0025	1		09/08/17 20:53	98-82-8	
p-Isopropyltoluene	**0.0022 U**	mg/kg	0.0065	0.0022	1		09/08/17 20:53	99-87-6	
Methylene Chloride	**0.0039 U**	mg/kg	0.026	0.0039	1		09/08/17 20:53	75-09-2	
4-Methyl-2-pentanone (MIBK)	**0.0048 U**	mg/kg	0.065	0.0048	1		09/08/17 20:53	108-10-1	
Methyl-tert-butyl ether	**0.0019 U**	mg/kg	0.0065	0.0019	1		09/08/17 20:53	1634-04-4	
n-Propylbenzene	**0.0022 U**	mg/kg	0.0065	0.0022	1		09/08/17 20:53	103-65-1	
Styrene	**0.0023 U**	mg/kg	0.0065	0.0023	1		09/08/17 20:53	100-42-5	
1,1,1,2-Tetrachloroethane	**0.0027 U**	mg/kg	0.0065	0.0027	1		09/08/17 20:53	630-20-6	
1,1,2,2-Tetrachloroethane	**0.0025 U**	mg/kg	0.0065	0.0025	1		09/08/17 20:53	79-34-5	
Tetrachloroethene	**0.0022 U**	mg/kg	0.0065	0.0022	1		09/08/17 20:53	127-18-4	
Toluene	**0.0023 U**	mg/kg	0.0065	0.0023	1		09/08/17 20:53	108-88-3	
1,2,3-Trichlorobenzene	**0.0028 U**	mg/kg	0.0065	0.0028	1		09/08/17 20:53	87-61-6	
1,2,4-Trichlorobenzene	**0.0021 U**	mg/kg	0.0065	0.0021	1		09/08/17 20:53	120-82-1	

This report shall not be reproduced, except in full,
without the written consent of Pace Analytical Services, LLC.

Pace Analytical Services, LLC
3610 Park Central Blvd N
Pompano Beach, FL 33064
954-582-4300

ANALYTICAL RESULTS

Project: 09217186.00/Ludlum Trail
Pace Project No.: 35333909

Sample: SB-10-5 (0.5-2) **Lab ID: 35333909030** Collected: 09/01/17 16:02 Received: 09/01/17 18:00 Matrix: Solid

Results reported on a "dry weight" basis and are adjusted for percent moisture, sample size and any dilutions.

Parameters	Results	Units	PQL	MDL	DF	Prepared	Analyzed	CAS No.	Qual
8260/5035A Volatile Organics	Analytical Method: EPA 8260								
1,1,1-Trichloroethane	**0.0023 U**	mg/kg	0.0065	0.0023	1		09/08/17 20:53	71-55-6	
1,1,2-Trichloroethane	**0.0027 U**	mg/kg	0.0065	0.0027	1		09/08/17 20:53	79-00-5	
Trichloroethene	**0.0027 U**	mg/kg	0.0065	0.0027	1		09/08/17 20:53	79-01-6	
Trichlorofluoromethane	**0.0028 U**	mg/kg	0.0065	0.0028	1		09/08/17 20:53	75-69-4	
1,2,3-Trichloropropane	**0.0021 U**	mg/kg	0.0065	0.0021	1		09/08/17 20:53	96-18-4	
1,2,3-Trimethylbenzene	**0.0022 U**	mg/kg	0.0065	0.0022	1		09/08/17 20:53	526-73-8	
1,2,4-Trimethylbenzene	**0.0026 U**	mg/kg	0.0065	0.0026	1		09/08/17 20:53	95-63-6	
1,3,5-Trimethylbenzene	**0.0023 U**	mg/kg	0.0065	0.0023	1		09/08/17 20:53	108-67-8	
Vinyl acetate	**0.011 U**	mg/kg	0.065	0.011	1		09/08/17 20:53	108-05-4	
Vinyl chloride	**0.0023 U**	mg/kg	0.013	0.0023	1		09/08/17 20:53	75-01-4	
Xylene (Total)	**0.0047 U**	mg/kg	0.013	0.0047	1		09/08/17 20:53	1330-20-7	
m&p-Xylene	**0.0047 U**	mg/kg	0.013	0.0047	1		09/08/17 20:53	179601-23-1	
o-Xylene	**0.0025 U**	mg/kg	0.0065	0.0025	1		09/08/17 20:53	95-47-6	
Surrogates									
Toluene-d8 (S)	104	%	70-130		1		09/08/17 20:53	2037-26-5	
4-Bromofluorobenzene (S)	97	%	70-130		1		09/08/17 20:53	460-00-4	
1,2-Dichloroethane-d4 (S)	95	%	70-132		1		09/08/17 20:53	17060-07-0	
Percent Moisture	Analytical Method: ASTM D2974-87								
Percent Moisture	**10.9**	%	0.10	0.10	1		09/05/17 15:21		

This report shall not be reproduced, except in full,
without the written consent of Pace Analytical Services, LLC.

Pace Analytical Services, LLC
3610 Park Central Blvd N
Pompano Beach, FL 33064
954-582-4300

ANALYTICAL RESULTS

Project: 09217186.00/Ludlum Trail
Pace Project No.: 35333909

Sample: SB-8 (0-0.5) **Lab ID: 35333909031** Collected: 09/01/17 14:03 Received: 09/01/17 18:00 Matrix: Solid

Results reported on a "dry weight" basis and are adjusted for percent moisture, sample size and any dilutions.

Parameters	Results	Units	PQL	MDL	DF	Prepared	Analyzed	CAS No.	Qual
FL-PRO Soil Microwave	Analytical Method: FL-PRO Preparation Method: EPA 3546								
Petroleum Range Organics	**2.6 U**	mg/kg	4.1	2.6	1	09/06/17 14:20	09/08/17 19:27		
Surrogates									
o-Terphenyl (S)	87	%	62-109		1	09/06/17 14:20	09/08/17 19:27	84-15-1	
N-Pentatriacontane (S)	88	%	42-159		1	09/06/17 14:20	09/08/17 19:27	630-07-09	
6010 MET ICP	Analytical Method: EPA 6010 Preparation Method: EPA 3050								
Arsenic	**11.0**	mg/kg	0.55	0.28	1	09/07/17 17:50	09/13/17 13:09	7440-38-2	
Cadmium	**0.22**	mg/kg	0.055	0.028	1	09/07/17 17:50	09/13/17 13:09	7440-43-9	
Chromium	**9.3**	mg/kg	0.28	0.14	1	09/07/17 17:50	09/13/17 13:09	7440-47-3	
Copper	**8.5**	mg/kg	0.28	0.14	1	09/07/17 17:50	09/13/17 13:09	7440-50-8	
Lead	**12.5**	mg/kg	0.55	0.28	1	09/07/17 17:50	09/13/17 13:09	7439-92-1	
8270 MSSV Short List Microwave	Analytical Method: EPA 8270 Preparation Method: EPA 3546								
Acenaphthene	**0.063 I**	mg/kg	0.17	0.063	5	09/06/17 16:20	09/07/17 20:40	83-32-9	
Acenaphthylene	**0.48**	mg/kg	0.17	0.053	5	09/06/17 16:20	09/07/17 20:40	208-96-8	
Anthracene	**0.43**	mg/kg	0.17	0.052	5	09/06/17 16:20	09/07/17 20:40	120-12-7	
Benzo(a)anthracene	**10.5**	mg/kg	0.17	0.050	5	09/06/17 16:20	09/07/17 20:40	56-55-3	
Benzo(a)pyrene	**12.3**	mg/kg	0.17	0.020	5	09/06/17 16:20	09/07/17 20:40	50-32-8	
Benzo(b)fluoranthene	**18.4**	mg/kg	0.85	0.64	25	09/06/17 16:20	09/15/17 02:46	205-99-2	
Benzo(g,h,i)perylene	**7.8**	mg/kg	0.17	0.062	5	09/06/17 16:20	09/07/17 20:40	191-24-2	
Benzo(k)fluoranthene	**7.4**	mg/kg	0.17	0.037	5	09/06/17 16:20	09/07/17 20:40	207-08-9	
Chrysene	**10.6**	mg/kg	0.17	0.061	5	09/06/17 16:20	09/07/17 20:40	218-01-9	
Dibenz(a,h)anthracene	**2.2**	mg/kg	0.17	0.086	5	09/06/17 16:20	09/07/17 20:40	53-70-3	
Fluoranthene	**15.5**	mg/kg	0.17	0.056	5	09/06/17 16:20	09/07/17 20:40	206-44-0	
Fluorene	**0.077 U**	mg/kg	0.17	0.077	5	09/06/17 16:20	09/07/17 20:40	86-73-7	
Indeno(1,2,3-cd)pyrene	**7.1**	mg/kg	0.17	0.086	5	09/06/17 16:20	09/07/17 20:40	193-39-5	
1-Methylnaphthalene	**0.061 U**	mg/kg	0.17	0.061	5	09/06/17 16:20	09/07/17 20:40	90-12-0	
2-Methylnaphthalene	**0.069 U**	mg/kg	0.17	0.069	5	09/06/17 16:20	09/07/17 20:40	91-57-6	
Naphthalene	**0.068 I**	mg/kg	0.17	0.055	5	09/06/17 16:20	09/07/17 20:40	91-20-3	
Phenanthrene	**0.45**	mg/kg	0.17	0.065	5	09/06/17 16:20	09/07/17 20:40	85-01-8	
Pyrene	**14.0**	mg/kg	0.85	0.43	25	09/06/17 16:20	09/15/17 02:46	129-00-0	
Surrogates									
Nitrobenzene-d5 (S)	59	%	16-123		5	09/06/17 16:20	09/07/17 20:40	4165-60-0	
2-Fluorobiphenyl (S)	76	%	32-129		5	09/06/17 16:20	09/07/17 20:40	321-60-8	
Terphenyl-d14 (S)	50	%	38-138		5	09/06/17 16:20	09/07/17 20:40	1718-51-0	
Percent Moisture	Analytical Method: ASTM D2974-87								
Percent Moisture	**3.8**	%	0.10	0.10	1		09/05/17 15:21		

This report shall not be reproduced, except in full,
without the written consent of Pace Analytical Services, LLC.

Pace Analytical Services, LLC
3610 Park Central Blvd N
Pompano Beach, FL 33064
954-582-4300

ANALYTICAL RESULTS

Project: 09217186.00/Ludlum Trail
Pace Project No.: 35333909

Sample: SB-8 (0.5-2) **Lab ID: 35333909032** Collected: 09/01/17 14:06 Received: 09/01/17 18:00 Matrix: Solid

Results reported on a "dry weight" basis and are adjusted for percent moisture, sample size and any dilutions.

Parameters	Results	Units	PQL	MDL	DF	Prepared	Analyzed	CAS No.	Qual
FL-PRO Soil Microwave	Analytical Method: FL-PRO Preparation Method: EPA 3546								
Petroleum Range Organics	**2.7 U**	mg/kg	4.3	2.7	1	09/06/17 14:20	09/08/17 19:27		
Surrogates									
o-Terphenyl (S)	147	%	62-109		1	09/06/17 14:20	09/08/17 19:27	84-15-1	S3
N-Pentatriacontane (S)	210	%	42-159		1	09/06/17 14:20	09/08/17 19:27	630-07-09	S3
6010 MET ICP	Analytical Method: EPA 6010 Preparation Method: EPA 3050								
Arsenic	**24.4**	mg/kg	0.59	0.30	1	09/07/17 17:50	09/13/17 13:25	7440-38-2	
Cadmium	**0.26**	mg/kg	0.059	0.030	1	09/07/17 17:50	09/13/17 13:25	7440-43-9	
Chromium	**13.0**	mg/kg	0.30	0.15	1	09/07/17 17:50	09/13/17 13:25	7440-47-3	
Copper	**12.3**	mg/kg	0.30	0.15	1	09/07/17 17:50	09/13/17 13:25	7440-50-8	
Lead	**19.9**	mg/kg	0.59	0.30	1	09/07/17 17:50	09/13/17 13:25	7439-92-1	
6010 MET ICP, SPLP	Analytical Method: EPA 6010 Preparation Method: EPA 3010								
Arsenic	**0.0091 I**	mg/L	0.010	0.0050	1	10/04/17 07:35	10/04/17 23:49	7440-38-2	
8270 MSSV Short List Microwave	Analytical Method: EPA 8270 Preparation Method: EPA 3546								
Acenaphthene	**0.093 I**	mg/kg	0.18	0.065	5	09/06/17 16:20	09/07/17 21:03	83-32-9	
Acenaphthylene	**1.7**	mg/kg	0.18	0.056	5	09/06/17 16:20	09/07/17 21:03	208-96-8	
Anthracene	**0.84**	mg/kg	0.18	0.055	5	09/06/17 16:20	09/07/17 21:03	120-12-7	
Benzo(a)anthracene	**16.6**	mg/kg	0.18	0.052	5	09/06/17 16:20	09/07/17 21:03	56-55-3	
Benzo(a)pyrene	**20.4**	mg/kg	0.89	0.10	25	09/06/17 16:20	09/15/17 02:23	50-32-8	
Benzo(b)fluoranthene	**35.2**	mg/kg	0.89	0.67	25	09/06/17 16:20	09/15/17 02:23	205-99-2	
Benzo(g,h,i)perylene	**12.2**	mg/kg	0.18	0.064	5	09/06/17 16:20	09/07/17 21:03	191-24-2	
Benzo(k)fluoranthene	**17.6**	mg/kg	0.89	0.19	25	09/06/17 16:20	09/15/17 02:23	207-08-9	
Chrysene	**20.0**	mg/kg	0.89	0.32	25	09/06/17 16:20	09/15/17 02:23	218-01-9	
Dibenz(a,h)anthracene	**3.9**	mg/kg	0.18	0.090	5	09/06/17 16:20	09/07/17 21:03	53-70-3	
Fluoranthene	**20.9**	mg/kg	0.89	0.29	25	09/06/17 16:20	09/15/17 02:23	206-44-0	
Fluorene	**0.081 U**	mg/kg	0.18	0.081	5	09/06/17 16:20	09/07/17 21:03	86-73-7	
Indeno(1,2,3-cd)pyrene	**13.5**	mg/kg	0.18	0.090	5	09/06/17 16:20	09/07/17 21:03	193-39-5	
1-Methylnaphthalene	**0.063 U**	mg/kg	0.18	0.063	5	09/06/17 16:20	09/07/17 21:03	90-12-0	
2-Methylnaphthalene	**0.089 I**	mg/kg	0.18	0.073	5	09/06/17 16:20	09/07/17 21:03	91-57-6	
Naphthalene	**0.22**	mg/kg	0.18	0.058	5	09/06/17 16:20	09/07/17 21:03	91-20-3	
Phenanthrene	**0.76**	mg/kg	0.18	0.068	5	09/06/17 16:20	09/07/17 21:03	85-01-8	
Pyrene	**30.9**	mg/kg	0.89	0.45	25	09/06/17 16:20	09/15/17 02:23	129-00-0	
Surrogates									
Nitrobenzene-d5 (S)	67	%	16-123		5	09/06/17 16:20	09/07/17 21:03	4165-60-0	
2-Fluorobiphenyl (S)	84	%	32-129		5	09/06/17 16:20	09/07/17 21:03	321-60-8	
Terphenyl-d14 (S)	50	%	38-138		5	09/06/17 16:20	09/07/17 21:03	1718-51-0	
8270 MSSV PAH by SIM SPLP	Analytical Method: EPA 8270 by SIM Preparation Method: EPA 3510 Leachate Method/Date: EPA 1312; 10/05/17 14:48								
Acenaphthene	**0.025 U**	ug/L	0.50	0.025	1	10/06/17 16:00	10/07/17 07:31	83-32-9	Q
Acenaphthylene	**0.025 U**	ug/L	0.50	0.025	1	10/06/17 16:00	10/07/17 07:31	208-96-8	Q
Anthracene	**0.025 U**	ug/L	0.50	0.025	1	10/06/17 16:00	10/07/17 07:31	120-12-7	Q
Benzo(a)anthracene	**0.025 U**	ug/L	0.10	0.025	1	10/06/17 16:00	10/07/17 07:31	56-55-3	Q

This report shall not be reproduced, except in full,
without the written consent of Pace Analytical Services, LLC.

Pace Analytical Services, LLC
3610 Park Central Blvd N
Pompano Beach, FL 33064
954-582-4300

ANALYTICAL RESULTS

Project: 09217186.00/Ludlum Trail
Pace Project No.: 35333909

Sample: SB-8 (0.5-2) **Lab ID: 35333909032** Collected: 09/01/17 14:06 Received: 09/01/17 18:00 Matrix: Solid

Results reported on a "dry weight" basis and are adjusted for percent moisture, sample size and any dilutions.

Parameters	Results	Units	PQL	MDL	DF	Prepared	Analyzed	CAS No.	Qual
8270 MSSV PAH by SIM SPLP	Analytical Method: EPA 8270 by SIM Preparation Method: EPA 3510								
	Leachate Method/Date: EPA 1312; 10/05/17 14:48								
Benzo(a)pyrene	**0.025 U**	ug/L	0.10	0.025	1	10/06/17 16:00	10/07/17 07:31	50-32-8	Q
Benzo(b)fluoranthene	**0.025 U**	ug/L	0.10	0.025	1	10/06/17 16:00	10/07/17 07:31	205-99-2	Q
Benzo(g,h,i)perylene	**0.028 U**	ug/L	0.50	0.028	1	10/06/17 16:00	10/07/17 07:31	191-24-2	J(L1),Q
Benzo(k)fluoranthene	**0.025 U**	ug/L	0.50	0.025	1	10/06/17 16:00	10/07/17 07:31	207-08-9	Q
Chrysene	**0.025 U**	ug/L	0.50	0.025	1	10/06/17 16:00	10/07/17 07:31	218-01-9	Q
Dibenz(a,h)anthracene	**0.034 U**	ug/L	0.10	0.034	1	10/06/17 16:00	10/07/17 07:31	53-70-3	Q
Fluoranthene	**0.025 U**	ug/L	0.50	0.025	1	10/06/17 16:00	10/07/17 07:31	206-44-0	Q
Fluorene	**0.025 U**	ug/L	0.50	0.025	1	10/06/17 16:00	10/07/17 07:31	86-73-7	Q
Indeno(1,2,3-cd)pyrene	**0.029 U**	ug/L	0.10	0.029	1	10/06/17 16:00	10/07/17 07:31	193-39-5	Q
1-Methylnaphthalene	**1.0 U**	ug/L	2.0	1.0	1	10/06/17 16:00	10/07/17 07:31	90-12-0	Q
2-Methylnaphthalene	**1.0 U**	ug/L	2.0	1.0	1	10/06/17 16:00	10/07/17 07:31	91-57-6	Q
Naphthalene	**1.0 U**	ug/L	2.0	1.0	1	10/06/17 16:00	10/07/17 07:31	91-20-3	Q
Phenanthrene	**0.050 U**	ug/L	0.50	0.050	1	10/06/17 16:00	10/07/17 07:31	85-01-8	Q
Pyrene	**0.025 U**	ug/L	0.50	0.025	1	10/06/17 16:00	10/07/17 07:31	129-00-0	Q
Surrogates									
2-Fluorobiphenyl (S)	51	%	33-101		1	10/06/17 16:00	10/07/17 07:31	321-60-8	
Terphenyl-d14 (S)	48	%	38-115		1	10/06/17 16:00	10/07/17 07:31	1718-51-0	
Percent Moisture	Analytical Method: ASTM D2974-87								
Percent Moisture	**7.7**	%	0.10	0.10	1		09/05/17 15:21		

This report shall not be reproduced, except in full,
without the written consent of Pace Analytical Services, LLC.

Pace Analytical Services, LLC
3610 Park Central Blvd N
Pompano Beach, FL 33064
954-582-4300

ANALYTICAL RESULTS

Project: 09217186.00/Ludlum Trail
Pace Project No.: 35333909

Sample: SB-8 (2-4) **Lab ID: 35333909033** Collected: 09/01/17 14:09 Received: 09/01/17 18:00 Matrix: Solid

Results reported on a "dry weight" basis and are adjusted for percent moisture, sample size and any dilutions.

Parameters	Results	Units	PQL	MDL	DF	Prepared	Analyzed	CAS No.	Qual
FL-PRO Soil Microwave	Analytical Method: FL-PRO Preparation Method: EPA 3546								
Petroleum Range Organics	**540**	mg/kg	4.2	2.7	1	09/06/17 14:20	09/08/17 19:51		
Surrogates									
o-Terphenyl (S)	125	%	62-109		1	09/06/17 14:20	09/08/17 19:51	84-15-1	J(S5)
N-Pentatriacontane (S)	159	%	42-159		1	09/06/17 14:20	09/08/17 19:51	630-07-09	
TPHCWGS Total Pet Hydrocarbons	Analytical Method: TPH in Soil Preparation Method: TPH in Soil								
TPH Total (C05-C35)	**7.3 U**	mg/kg	21.0	7.3	1	10/02/17 09:30	10/02/17 12:36		Q
Aliphatic (>C05-C06)	**7.3 U**	mg/kg	21.0	7.3	1	10/02/17 09:30	10/02/17 12:36		Q
Aliphatic (>C06-C08)	**7.3 U**	mg/kg	21.0	7.3	1	10/02/17 09:30	10/02/17 12:36		Q
Aliphatic (>C08-C10)	**7.3 U**	mg/kg	21.0	7.3	1	10/02/17 09:30	10/02/17 12:36		Q
Aliphatic (>C10-C12)	**7.3 U**	mg/kg	21.0	7.3	1	10/02/17 09:30	10/02/17 12:36		Q
Aliphatic (>C12-C16)	**7.3 U**	mg/kg	21.0	7.3	1	10/02/17 09:30	10/02/17 12:36		Q
Aliphatic (>C16-C35)	**7.3 U**	mg/kg	21.0	7.3	1	10/02/17 09:30	10/02/17 12:36		Q
Aromatic (>C05-C07)	**7.3 U**	mg/kg	21.0	7.3	1	10/02/17 09:30	10/02/17 12:36		Q
Aromatic (>C07-C08)	**7.3 U**	mg/kg	21.0	7.3	1	10/02/17 09:30	10/02/17 12:36		Q
Aromatic (>C08-C10)	**7.3 U**	mg/kg	21.0	7.3	1	10/02/17 09:30	10/02/17 12:36		Q
Aromatic (>C10-C12)	**7.3 U**	mg/kg	21.0	7.3	1	10/02/17 09:30	10/02/17 12:36		Q
Aromatic (>C12-C16)	**7.3 U**	mg/kg	21.0	7.3	1	10/02/17 09:30	10/02/17 12:36		Q
Aromatic (>C16-C21)	**7.3 U**	mg/kg	21.0	7.3	1	10/02/17 09:30	10/02/17 12:36		Q
Aromatic (>C21-C35)	**7.3 U**	mg/kg	21.0	7.3	1	10/02/17 09:30	10/02/17 12:36		Q
6010 MET ICP	Analytical Method: EPA 6010 Preparation Method: EPA 3050								
Arsenic	**0.33 I**	mg/kg	0.59	0.29	1	09/07/17 17:50	09/13/17 13:31	7440-38-2	
Cadmium	**0.062**	mg/kg	0.059	0.029	1	09/07/17 17:50	09/13/17 13:31	7440-43-9	
Chromium	**8.3**	mg/kg	0.29	0.15	1	09/07/17 17:50	09/13/17 13:31	7440-47-3	
Copper	**3.4**	mg/kg	0.29	0.15	1	09/07/17 17:50	09/13/17 13:31	7440-50-8	
Lead	**12.9**	mg/kg	0.59	0.29	1	09/07/17 17:50	09/13/17 13:31	7439-92-1	
8270 MSSV Short List Microwave	Analytical Method: EPA 8270 Preparation Method: EPA 3546								
Acenaphthene	**0.013 U**	mg/kg	0.035	0.013	1	09/06/17 16:20	09/07/17 21:26	83-32-9	
Acenaphthylene	**0.011 U**	mg/kg	0.035	0.011	1	09/06/17 16:20	09/07/17 21:26	208-96-8	
Anthracene	**0.011 U**	mg/kg	0.035	0.011	1	09/06/17 16:20	09/07/17 21:26	120-12-7	
Benzo(a)anthracene	**0.010 U**	mg/kg	0.035	0.010	1	09/06/17 16:20	09/07/17 21:26	56-55-3	
Benzo(a)pyrene	**0.021 I**	mg/kg	0.035	0.0041	1	09/06/17 16:20	09/07/17 21:26	50-32-8	
Benzo(b)fluoranthene	**0.026 U**	mg/kg	0.035	0.026	1	09/06/17 16:20	09/07/17 21:26	205-99-2	
Benzo(g,h,i)perylene	**0.013 U**	mg/kg	0.035	0.013	1	09/06/17 16:20	09/07/17 21:26	191-24-2	
Benzo(k)fluoranthene	**0.015 I**	mg/kg	0.035	0.0075	1	09/06/17 16:20	09/07/17 21:26	207-08-9	
Chrysene	**0.018 I**	mg/kg	0.035	0.012	1	09/06/17 16:20	09/07/17 21:26	218-01-9	
Dibenz(a,h)anthracene	**0.018 U**	mg/kg	0.035	0.018	1	09/06/17 16:20	09/07/17 21:26	53-70-3	
Fluoranthene	**0.016 I**	mg/kg	0.035	0.011	1	09/06/17 16:20	09/07/17 21:26	206-44-0	
Fluorene	**0.016 U**	mg/kg	0.035	0.016	1	09/06/17 16:20	09/07/17 21:26	86-73-7	
Indeno(1,2,3-cd)pyrene	**0.018 U**	mg/kg	0.035	0.018	1	09/06/17 16:20	09/07/17 21:26	193-39-5	
1-Methylnaphthalene	**0.012 U**	mg/kg	0.035	0.012	1	09/06/17 16:20	09/07/17 21:26	90-12-0	
2-Methylnaphthalene	**0.014 U**	mg/kg	0.035	0.014	1	09/06/17 16:20	09/07/17 21:26	91-57-6	
Naphthalene	**0.011 U**	mg/kg	0.035	0.011	1	09/06/17 16:20	09/07/17 21:26	91-20-3	

This report shall not be reproduced, except in full,
without the written consent of Pace Analytical Services, LLC.

Pace Analytical Services, LLC
3610 Park Central Blvd N
Pompano Beach, FL 33064
954-582-4300

ANALYTICAL RESULTS

Project: 09217186.00/Ludlum Trail
Pace Project No.: 35333909

Sample: SB-8 (2-4) **Lab ID: 35333909033** Collected: 09/01/17 14:09 Received: 09/01/17 18:00 Matrix: Solid

Results reported on a "dry weight" basis and are adjusted for percent moisture, sample size and any dilutions.

Parameters	Results	Units	PQL	MDL	DF	Prepared	Analyzed	CAS No.	Qual
8270 MSSV Short List Microwave	Analytical Method: EPA 8270 Preparation Method: EPA 3546								
Phenanthrene	**0.013 U**	mg/kg	0.035	0.013	1	09/06/17 16:20	09/07/17 21:26	85-01-8	
Pyrene	**0.018 U**	mg/kg	0.035	0.018	1	09/06/17 16:20	09/07/17 21:26	129-00-0	
Surrogates									
Nitrobenzene-d5 (S)	45	%	16-123		1	09/06/17 16:20	09/07/17 21:26	4165-60-0	
2-Fluorobiphenyl (S)	64	%	32-129		1	09/06/17 16:20	09/07/17 21:26	321-60-8	
Terphenyl-d14 (S)	53	%	38-138		1	09/06/17 16:20	09/07/17 21:26	1718-51-0	
Percent Moisture	Analytical Method: ASTM D2974-87								
Percent Moisture	**5.3**	%	0.10	0.10	1		09/05/17 15:21		

This report shall not be reproduced, except in full,
without the written consent of Pace Analytical Services, LLC.

Pace Analytical Services, LLC
3610 Park Central Blvd N
Pompano Beach, FL 33064
954-582-4300

ANALYTICAL RESULTS

Project: 09217186.00/Ludlum Trail
Pace Project No.: 35333909

Sample: SB-9 (0-0.5) **Lab ID: 35333909034** Collected: 09/01/17 15:05 Received: 09/01/17 18:00 Matrix: Solid

Results reported on a "dry weight" basis and are adjusted for percent moisture, sample size and any dilutions.

Parameters	Results	Units	PQL	MDL	DF	Prepared	Analyzed	CAS No.	Qual
FL-PRO Soil Microwave	Analytical Method: FL-PRO Preparation Method: EPA 3546								
Petroleum Range Organics	**745**	mg/kg	4.2	2.7	1	09/06/17 14:20	09/08/17 19:51		
Surrogates									
o-Terphenyl (S)	126	%	62-109		1	09/06/17 14:20	09/08/17 19:51	84-15-1	J(S5)
N-Pentatriacontane (S)	99	%	42-159		1	09/06/17 14:20	09/08/17 19:51	630-07-09	
TPHCWGS Total Pet Hydrocarbons	Analytical Method: TPH in Soil Preparation Method: TPH in Soil								
TPH Total (C05-C35)	**7.2 U**	mg/kg	20.5	7.2	1	10/02/17 09:30	10/02/17 13:25		Q
Aliphatic (>C05-C06)	**7.2 U**	mg/kg	20.5	7.2	1	10/02/17 09:30	10/02/17 13:25		Q
Aliphatic (>C06-C08)	**7.2 U**	mg/kg	20.5	7.2	1	10/02/17 09:30	10/02/17 13:25		Q
Aliphatic (>C08-C10)	**7.2 U**	mg/kg	20.5	7.2	1	10/02/17 09:30	10/02/17 13:25		Q
Aliphatic (>C10-C12)	**7.2 U**	mg/kg	20.5	7.2	1	10/02/17 09:30	10/02/17 13:25		Q
Aliphatic (>C12-C16)	**7.2 U**	mg/kg	20.5	7.2	1	10/02/17 09:30	10/02/17 13:25		Q
Aliphatic (>C16-C35)	**7.2 U**	mg/kg	20.5	7.2	1	10/02/17 09:30	10/02/17 13:25		Q
Aromatic (>C05-C07)	**7.2 U**	mg/kg	20.5	7.2	1	10/02/17 09:30	10/02/17 13:25		Q
Aromatic (>C07-C08)	**7.2 U**	mg/kg	20.5	7.2	1	10/02/17 09:30	10/02/17 13:25		Q
Aromatic (>C08-C10)	**7.2 U**	mg/kg	20.5	7.2	1	10/02/17 09:30	10/02/17 13:25		Q
Aromatic (>C10-C12)	**7.2 U**	mg/kg	20.5	7.2	1	10/02/17 09:30	10/02/17 13:25		Q
Aromatic (>C12-C16)	**7.2 U**	mg/kg	20.5	7.2	1	10/02/17 09:30	10/02/17 13:25		Q
Aromatic (>C16-C21)	**7.2 U**	mg/kg	20.5	7.2	1	10/02/17 09:30	10/02/17 13:25		Q
Aromatic (>C21-C35)	**7.2 U**	mg/kg	20.5	7.2	1	10/02/17 09:30	10/02/17 13:25		Q
6010 MET ICP	Analytical Method: EPA 6010 Preparation Method: EPA 3050								
Arsenic	**21.8**	mg/kg	0.54	0.27	1	09/07/17 17:50	09/13/17 13:36	7440-38-2	
Cadmium	**0.23**	mg/kg	0.054	0.027	1	09/07/17 17:50	09/13/17 13:36	7440-43-9	
Chromium	**7.3**	mg/kg	0.27	0.14	1	09/07/17 17:50	09/13/17 13:36	7440-47-3	
Copper	**8.0**	mg/kg	0.27	0.14	1	09/07/17 17:50	09/13/17 13:36	7440-50-8	
Lead	**18.1**	mg/kg	0.54	0.27	1	09/07/17 17:50	09/13/17 13:36	7439-92-1	
8270 MSSV Short List Microwave	Analytical Method: EPA 8270 Preparation Method: EPA 3546								
Acenaphthene	**0.013 U**	mg/kg	0.035	0.013	1	09/06/17 16:20	09/07/17 21:49	83-32-9	
Acenaphthylene	**0.27**	mg/kg	0.035	0.011	1	09/06/17 16:20	09/07/17 21:49	208-96-8	
Anthracene	**0.28**	mg/kg	0.035	0.011	1	09/06/17 16:20	09/07/17 21:49	120-12-7	
Benzo(a)anthracene	**3.0**	mg/kg	0.035	0.010	1	09/06/17 16:20	09/07/17 21:49	56-55-3	
Benzo(a)pyrene	**3.0**	mg/kg	0.17	0.020	5	09/06/17 16:20	09/15/17 02:01	50-32-8	
Benzo(b)fluoranthene	**7.5**	mg/kg	0.17	0.13	5	09/06/17 16:20	09/15/17 02:01	205-99-2	
Benzo(g,h,i)perylene	**1.9**	mg/kg	0.035	0.012	1	09/06/17 16:20	09/07/17 21:49	191-24-2	
Benzo(k)fluoranthene	**3.1**	mg/kg	0.17	0.038	5	09/06/17 16:20	09/15/17 02:01	207-08-9	
Chrysene	**3.5**	mg/kg	0.17	0.062	5	09/06/17 16:20	09/15/17 02:01	218-01-9	
Dibenz(a,h)anthracene	**0.017 U**	mg/kg	0.035	0.017	1	09/06/17 16:20	09/07/17 21:49	53-70-3	
Fluoranthene	**4.6**	mg/kg	0.17	0.057	5	09/06/17 16:20	09/15/17 02:01	206-44-0	
Fluorene	**0.052**	mg/kg	0.035	0.016	1	09/06/17 16:20	09/07/17 21:49	86-73-7	
Indeno(1,2,3-cd)pyrene	**3.4**	mg/kg	0.035	0.017	1	09/06/17 16:20	09/07/17 21:49	193-39-5	
1-Methylnaphthalene	**0.086**	mg/kg	0.035	0.012	1	09/06/17 16:20	09/07/17 21:49	90-12-0	
2-Methylnaphthalene	**0.12**	mg/kg	0.035	0.014	1	09/06/17 16:20	09/07/17 21:49	91-57-6	
Naphthalene	**0.13**	mg/kg	0.035	0.011	1	09/06/17 16:20	09/07/17 21:49	91-20-3	

This report shall not be reproduced, except in full,
without the written consent of Pace Analytical Services, LLC.

Pace Analytical Services, LLC
3610 Park Central Blvd N
Pompano Beach, FL 33064
954-582-4300

ANALYTICAL RESULTS

Project: 09217186.00/Ludlum Trail
Pace Project No.: 35333909

Sample: SB-9 (0-0.5) **Lab ID: 35333909034** Collected: 09/01/17 15:05 Received: 09/01/17 18:00 Matrix: Solid

Results reported on a "dry weight" basis and are adjusted for percent moisture, sample size and any dilutions.

Parameters	Results	Units	PQL	MDL	DF	Prepared	Analyzed	CAS No.	Qual
8270 MSSV Short List Microwave	Analytical Method: EPA 8270 Preparation Method: EPA 3546								
Phenanthrene	**1.8**	mg/kg	0.035	0.013	1	09/06/17 16:20	09/07/17 21:49	85-01-8	
Pyrene	**5.0**	mg/kg	0.17	0.087	5	09/06/17 16:20	09/15/17 02:01	129-00-0	
Surrogates									
Nitrobenzene-d5 (S)	43	%	16-123		1	09/06/17 16:20	09/07/17 21:49	4165-60-0	
2-Fluorobiphenyl (S)	61	%	32-129		1	09/06/17 16:20	09/07/17 21:49	321-60-8	
Terphenyl-d14 (S)	45	%	38-138		1	09/06/17 16:20	09/07/17 21:49	1718-51-0	
8270 MSSV PAH by SIM SPLP	Analytical Method: EPA 8270 by SIM Preparation Method: EPA 3510 Leachate Method/Date: EPA 1312; 10/05/17 14:48								
Acenaphthene	**0.025 U**	ug/L	0.51	0.025	1	10/06/17 16:00	10/07/17 08:35	83-32-9	Q
Acenaphthylene	**1.6**	ug/L	0.51	0.025	1	10/06/17 16:00	10/07/17 08:35	208-96-8	Q
Anthracene	**0.025 U**	ug/L	0.51	0.025	1	10/06/17 16:00	10/07/17 08:35	120-12-7	Q
Benzo(a)anthracene	**1.7**	ug/L	0.10	0.025	1	10/06/17 16:00	10/07/17 08:35	56-55-3	Q
Benzo(a)pyrene	**0.025 U**	ug/L	0.10	0.025	1	10/06/17 16:00	10/07/17 08:35	50-32-8	Q
Benzo(b)fluoranthene	**1.0**	ug/L	0.10	0.025	1	10/06/17 16:00	10/07/17 08:35	205-99-2	Q
Benzo(g,h,i)perylene	**0.028 U**	ug/L	0.51	0.028	1	10/06/17 16:00	10/07/17 08:35	191-24-2	J(L1),Q
Benzo(k)fluoranthene	**0.025 U**	ug/L	0.51	0.025	1	10/06/17 16:00	10/07/17 08:35	207-08-9	Q
Chrysene	**0.39 I**	ug/L	0.51	0.025	1	10/06/17 16:00	10/07/17 08:35	218-01-9	Q
Dibenz(a,h)anthracene	**0.034 U**	ug/L	0.10	0.034	1	10/06/17 16:00	10/07/17 08:35	53-70-3	Q
Fluoranthene	**0.025 U**	ug/L	0.51	0.025	1	10/06/17 16:00	10/07/17 08:35	206-44-0	Q
Fluorene	**0.025 U**	ug/L	0.51	0.025	1	10/06/17 16:00	10/07/17 08:35	86-73-7	Q
Indeno(1,2,3-cd)pyrene	**0.029 U**	ug/L	0.10	0.029	1	10/06/17 16:00	10/07/17 08:35	193-39-5	Q
1-Methylnaphthalene	**1.0 U**	ug/L	2.0	1.0	1	10/06/17 16:00	10/07/17 08:35	90-12-0	Q
2-Methylnaphthalene	**1.0 U**	ug/L	2.0	1.0	1	10/06/17 16:00	10/07/17 08:35	91-57-6	Q
Naphthalene	**1.0 U**	ug/L	2.0	1.0	1	10/06/17 16:00	10/07/17 08:35	91-20-3	Q
Phenanthrene	**0.051 U**	ug/L	0.51	0.051	1	10/06/17 16:00	10/07/17 08:35	85-01-8	Q
Pyrene	**0.025 U**	ug/L	0.51	0.025	1	10/06/17 16:00	10/07/17 08:35	129-00-0	Q
Surrogates									
2-Fluorobiphenyl (S)	46	%	33-101		1	10/06/17 16:00	10/07/17 08:35	321-60-8	
Terphenyl-d14 (S)	49	%	38-115		1	10/06/17 16:00	10/07/17 08:35	1718-51-0	
Percent Moisture	Analytical Method: ASTM D2974-87								
Percent Moisture	**4.8**	%	0.10	0.10	1		09/05/17 15:21		J(D6)

This report shall not be reproduced, except in full,
without the written consent of Pace Analytical Services, LLC.

Pace Analytical Services, LLC
3610 Park Central Blvd N
Pompano Beach, FL 33064
954-582-4300

ANALYTICAL RESULTS

Project: 09217186.00/Ludlum Trail
Pace Project No.: 35333909

Sample: SB-9 (0.5-2) **Lab ID: 35333909035** Collected: 09/01/17 15:08 Received: 09/01/17 18:00 Matrix: Solid

Results reported on a "dry weight" basis and are adjusted for percent moisture, sample size and any dilutions.

Parameters	Results	Units	PQL	MDL	DF	Prepared	Analyzed	CAS No.	Qual
FL-PRO Soil Microwave	Analytical Method: FL-PRO Preparation Method: EPA 3546								
Petroleum Range Organics	**4.0 I**	mg/kg	4.5	2.8	1	09/06/17 14:20	09/08/17 20:15		
Surrogates									
o-Terphenyl (S)	108	%	62-109		1	09/06/17 14:20	09/08/17 20:15	84-15-1	
N-Pentatriacontane (S)	124	%	42-159		1	09/06/17 14:20	09/08/17 20:15	630-07-09	
6010 MET ICP	Analytical Method: EPA 6010 Preparation Method: EPA 3050								
Arsenic	**39.9**	mg/kg	0.56	0.28	1	09/07/17 17:50	09/13/17 13:41	7440-38-2	
Cadmium	**0.095**	mg/kg	0.056	0.028	1	09/07/17 17:50	09/13/17 13:41	7440-43-9	
Chromium	**15.4**	mg/kg	0.28	0.14	1	09/07/17 17:50	09/13/17 13:41	7440-47-3	
Copper	**0.66**	mg/kg	0.28	0.14	1	09/07/17 17:50	09/13/17 13:41	7440-50-8	
Lead	**2.1**	mg/kg	0.56	0.28	1	09/07/17 17:50	09/13/17 13:41	7439-92-1	
8270 MSSV Short List Microwave	Analytical Method: EPA 8270 Preparation Method: EPA 3546								
Acenaphthene	**0.013 U**	mg/kg	0.037	0.013	1	09/06/17 16:20	09/07/17 22:12	83-32-9	
Acenaphthylene	**0.011 U**	mg/kg	0.037	0.011	1	09/06/17 16:20	09/07/17 22:12	208-96-8	
Anthracene	**0.011 U**	mg/kg	0.037	0.011	1	09/06/17 16:20	09/07/17 22:12	120-12-7	
Benzo(a)anthracene	**0.011 U**	mg/kg	0.037	0.011	1	09/06/17 16:20	09/07/17 22:12	56-55-3	
Benzo(a)pyrene	**0.0043 U**	mg/kg	0.037	0.0043	1	09/06/17 16:20	09/07/17 22:12	50-32-8	
Benzo(b)fluoranthene	**0.028 U**	mg/kg	0.037	0.028	1	09/06/17 16:20	09/07/17 22:12	205-99-2	
Benzo(g,h,i)perylene	**0.013 U**	mg/kg	0.037	0.013	1	09/06/17 16:20	09/07/17 22:12	191-24-2	
Benzo(k)fluoranthene	**0.0080 U**	mg/kg	0.037	0.0080	1	09/06/17 16:20	09/07/17 22:12	207-08-9	
Chrysene	**0.013 U**	mg/kg	0.037	0.013	1	09/06/17 16:20	09/07/17 22:12	218-01-9	
Dibenz(a,h)anthracene	**0.019 U**	mg/kg	0.037	0.019	1	09/06/17 16:20	09/07/17 22:12	53-70-3	
Fluoranthene	**0.012 U**	mg/kg	0.037	0.012	1	09/06/17 16:20	09/07/17 22:12	206-44-0	
Fluorene	**0.017 U**	mg/kg	0.037	0.017	1	09/06/17 16:20	09/07/17 22:12	86-73-7	
Indeno(1,2,3-cd)pyrene	**0.019 U**	mg/kg	0.037	0.019	1	09/06/17 16:20	09/07/17 22:12	193-39-5	
1-Methylnaphthalene	**0.013 U**	mg/kg	0.037	0.013	1	09/06/17 16:20	09/07/17 22:12	90-12-0	
2-Methylnaphthalene	**0.015 U**	mg/kg	0.037	0.015	1	09/06/17 16:20	09/07/17 22:12	91-57-6	
Naphthalene	**0.012 U**	mg/kg	0.037	0.012	1	09/06/17 16:20	09/07/17 22:12	91-20-3	
Phenanthrene	**0.014 U**	mg/kg	0.037	0.014	1	09/06/17 16:20	09/07/17 22:12	85-01-8	
Pyrene	**0.019 U**	mg/kg	0.037	0.019	1	09/06/17 16:20	09/07/17 22:12	129-00-0	
Surrogates									
Nitrobenzene-d5 (S)	56	%	16-123		1	09/06/17 16:20	09/07/17 22:12	4165-60-0	
2-Fluorobiphenyl (S)	80	%	32-129		1	09/06/17 16:20	09/07/17 22:12	321-60-8	
Terphenyl-d14 (S)	58	%	38-138		1	09/06/17 16:20	09/07/17 22:12	1718-51-0	
Percent Moisture	Analytical Method: ASTM D2974-87								
Percent Moisture	**10.3**	%	0.10	0.10	1		09/05/17 15:21		

This report shall not be reproduced, except in full,
without the written consent of Pace Analytical Services, LLC.

Pace Analytical Services, LLC
3610 Park Central Blvd N
Pompano Beach, FL 33064
954-582-4300

ANALYTICAL RESULTS

Project: 09217186.00/Ludlum Trail
Pace Project No.: 35333909

Sample: SB-9 (2-4) **Lab ID: 35333909036** Collected: 09/01/17 15:11 Received: 09/01/17 18:00 Matrix: Solid

Results reported on a "dry weight" basis and are adjusted for percent moisture, sample size and any dilutions.

Parameters	Results	Units	PQL	MDL	DF	Prepared	Analyzed	CAS No.	Qual
FL-PRO Soil Microwave	Analytical Method: FL-PRO Preparation Method: EPA 3546								
Petroleum Range Organics	**149**	mg/kg	4.6	2.9	1	09/06/17 14:20	09/08/17 20:15		
Surrogates									
o-Terphenyl (S)	129	%	62-109		1	09/06/17 14:20	09/08/17 20:15	84-15-1	J(S5)
N-Pentatriacontane (S)	102	%	42-159		1	09/06/17 14:20	09/08/17 20:15	630-07-09	
6010 MET ICP	Analytical Method: EPA 6010 Preparation Method: EPA 3050								
Arsenic	**41.4**	mg/kg	0.59	0.29	1	09/07/17 17:50	09/13/17 13:46	7440-38-2	
Cadmium	**0.060**	mg/kg	0.059	0.029	1	09/07/17 17:50	09/13/17 13:46	7440-43-9	
Chromium	**18.0**	mg/kg	0.29	0.15	1	09/07/17 17:50	09/13/17 13:46	7440-47-3	
Copper	**0.62**	mg/kg	0.29	0.15	1	09/07/17 17:50	09/13/17 13:46	7440-50-8	
Lead	**2.4**	mg/kg	0.59	0.29	1	09/07/17 17:50	09/13/17 13:46	7439-92-1	
6010 MET ICP, SPLP	Analytical Method: EPA 6010 Preparation Method: EPA 3010 Leachate Method/Date: EPA 1312; 10/02/17 16:34								
Arsenic	**0.070**	mg/L	0.010	0.0050	1	10/04/17 07:35	10/04/17 23:53	7440-38-2	
8270 MSSV Short List Microwave	Analytical Method: EPA 8270 Preparation Method: EPA 3546								
Acenaphthene	**0.028 U**	mg/kg	0.076	0.028	1	09/14/17 23:00	09/15/17 17:21	83-32-9	
Acenaphthylene	**0.024 U**	mg/kg	0.076	0.024	1	09/14/17 23:00	09/15/17 17:21	208-96-8	
Anthracene	**0.023 U**	mg/kg	0.076	0.023	1	09/14/17 23:00	09/15/17 17:21	120-12-7	
Benzo(a)anthracene	**0.022 U**	mg/kg	0.076	0.022	1	09/14/17 23:00	09/15/17 17:21	56-55-3	
Benzo(a)pyrene	**0.015 I**	mg/kg	0.076	0.0089	1	09/14/17 23:00	09/15/17 17:21	50-32-8	
Benzo(b)fluoranthene	**0.057 U**	mg/kg	0.076	0.057	1	09/14/17 23:00	09/15/17 17:21	205-99-2	
Benzo(g,h,i)perylene	**0.027 U**	mg/kg	0.076	0.027	1	09/14/17 23:00	09/15/17 17:21	191-24-2	
Benzo(k)fluoranthene	**0.022 I**	mg/kg	0.076	0.016	1	09/14/17 23:00	09/15/17 17:21	207-08-9	
Chrysene	**0.043 I**	mg/kg	0.076	0.027	1	09/14/17 23:00	09/15/17 17:21	218-01-9	
Dibenz(a,h)anthracene	**0.038 U**	mg/kg	0.076	0.038	1	09/14/17 23:00	09/15/17 17:21	53-70-3	
Fluoranthene	**0.025 U**	mg/kg	0.076	0.025	1	09/14/17 23:00	09/15/17 17:21	206-44-0	
Fluorene	**0.034 U**	mg/kg	0.076	0.034	1	09/14/17 23:00	09/15/17 17:21	86-73-7	
Indeno(1,2,3-cd)pyrene	**0.038 U**	mg/kg	0.076	0.038	1	09/14/17 23:00	09/15/17 17:21	193-39-5	
1-Methylnaphthalene	**0.027 U**	mg/kg	0.076	0.027	1	09/14/17 23:00	09/15/17 17:21	90-12-0	
2-Methylnaphthalene	**0.031 U**	mg/kg	0.076	0.031	1	09/14/17 23:00	09/15/17 17:21	91-57-6	
Naphthalene	**0.025 U**	mg/kg	0.076	0.025	1	09/14/17 23:00	09/15/17 17:21	91-20-3	
Phenanthrene	**0.029 U**	mg/kg	0.076	0.029	1	09/14/17 23:00	09/15/17 17:21	85-01-8	
Pyrene	**0.038 U**	mg/kg	0.076	0.038	1	09/14/17 23:00	09/15/17 17:21	129-00-0	CU
Surrogates									
Nitrobenzene-d5 (S)	68	%	16-123		1	09/14/17 23:00	09/15/17 17:21	4165-60-0	
2-Fluorobiphenyl (S)	92	%	32-129		1	09/14/17 23:00	09/15/17 17:21	321-60-8	
Terphenyl-d14 (S)	86	%	38-138		1	09/14/17 23:00	09/15/17 17:21	1718-51-0	
Percent Moisture	Analytical Method: ASTM D2974-87								
Percent Moisture	**13.5**	%	0.10	0.10	1		09/05/17 15:21		

This report shall not be reproduced, except in full,
without the written consent of Pace Analytical Services, LLC.

Pace Analytical Services, LLC
3610 Park Central Blvd N
Pompano Beach, FL 33064
954-582-4300

ANALYTICAL RESULTS

Project: 09217186.00/Ludlum Trail
Pace Project No.: 35333909

Sample: SB-19 (0-0.5) **Lab ID: 35333909037** Collected: 08/31/17 17:36 Received: 09/01/17 18:00 Matrix: Solid

Results reported on a "dry weight" basis and are adjusted for percent moisture, sample size and any dilutions.

Parameters	Results	Units	PQL	MDL	DF	Prepared	Analyzed	CAS No.	Qual
FL-PRO Soil Microwave	Analytical Method: FL-PRO Preparation Method: EPA 3546								
Petroleum Range Organics	**2.7 U**	mg/kg	4.2	2.7	1	09/06/17 14:20	09/08/17 20:39		
Surrogates									
o-Terphenyl (S)	97	%	62-109		1	09/06/17 14:20	09/08/17 20:39	84-15-1	
N-Pentatriacontane (S)	108	%	42-159		1	09/06/17 14:20	09/08/17 20:39	630-07-09	
6010 MET ICP	Analytical Method: EPA 6010 Preparation Method: EPA 3050								
Arsenic	**2.0 I**	mg/kg	2.3	1.2	5	09/07/17 17:50	09/15/17 18:56	7440-38-2	D3
Cadmium	**0.20 I**	mg/kg	0.23	0.12	5	09/07/17 17:50	09/15/17 18:56	7440-43-9	D3
Chromium	**12.8**	mg/kg	0.23	0.12	1	09/07/17 17:50	09/13/17 13:51	7440-47-3	
Copper	**19.3**	mg/kg	0.23	0.12	1	09/07/17 17:50	09/13/17 13:51	7440-50-8	
Lead	**11.6**	mg/kg	2.3	1.2	5	09/07/17 17:50	09/15/17 18:56	7439-92-1	D3
8270 MSSV Short List Microwave	Analytical Method: EPA 8270 Preparation Method: EPA 3546								
Benzo(a)anthracene	**0.010 U**	mg/kg	0.035	0.010	1	09/06/17 16:20	09/12/17 17:09	56-55-3	
Benzo(a)pyrene	**0.027 I**	mg/kg	0.035	0.0042	1	09/06/17 16:20	09/12/17 17:09	50-32-8	
Chrysene	**0.024 I**	mg/kg	0.035	0.013	1	09/06/17 16:20	09/12/17 17:09	218-01-9	
Dibenz(a,h)anthracene	**0.018 U**	mg/kg	0.035	0.018	1	09/06/17 16:20	09/12/17 17:09	53-70-3	
Indeno(1,2,3-cd)pyrene	**0.018 U**	mg/kg	0.035	0.018	1	09/06/17 16:20	09/12/17 17:09	193-39-5	
Acenaphthene	**0.013 U**	mg/kg	0.035	0.013	1	09/06/17 16:20	09/12/17 17:09	83-32-9	
Acenaphthylene	**0.011 U**	mg/kg	0.035	0.011	1	09/06/17 16:20	09/12/17 17:09	208-96-8	
Anthracene	**0.011 U**	mg/kg	0.035	0.011	1	09/06/17 16:20	09/12/17 17:09	120-12-7	
Benzo(g,h,i)perylene	**0.013 U**	mg/kg	0.035	0.013	1	09/06/17 16:20	09/12/17 17:09	191-24-2	
Fluoranthene	**0.026 I**	mg/kg	0.035	0.012	1	09/06/17 16:20	09/12/17 17:09	206-44-0	
Fluorene	**0.016 U**	mg/kg	0.035	0.016	1	09/06/17 16:20	09/12/17 17:09	86-73-7	
Naphthalene	**0.011 U**	mg/kg	0.035	0.011	1	09/06/17 16:20	09/12/17 17:09	91-20-3	
Phenanthrene	**0.013 U**	mg/kg	0.035	0.013	1	09/06/17 16:20	09/12/17 17:09	85-01-8	
Pyrene	**0.021 I**	mg/kg	0.035	0.018	1	09/06/17 16:20	09/12/17 17:09	129-00-0	
1-Methylnaphthalene	**0.013 U**	mg/kg	0.035	0.013	1	09/06/17 16:20	09/12/17 17:09	90-12-0	
2-Methylnaphthalene	**0.014 U**	mg/kg	0.035	0.014	1	09/06/17 16:20	09/12/17 17:09	91-57-6	
Benzo(k)fluoranthene	**0.020 I**	mg/kg	0.035	0.0077	1	09/06/17 16:20	09/12/17 17:09	207-08-9	
Benzo(b)fluoranthene	**0.037**	mg/kg	0.035	0.027	1	09/06/17 16:20	09/12/17 17:09	205-99-2	
Surrogates									
Nitrobenzene-d5 (S)	70	%	16-123		5	09/14/17 23:00	09/18/17 20:09	4165-60-0	
Nitrobenzene-d5 (S)	23	%	16-123		1	09/06/17 16:20	09/12/17 17:09	4165-60-0	
2-Fluorobiphenyl (S)	24	%	32-129		1	09/06/17 16:20	09/12/17 17:09	321-60-8	J(S0)
2-Fluorobiphenyl (S)	65	%	32-129		5	09/14/17 23:00	09/18/17 20:09	321-60-8	
Terphenyl-d14 (S)	8	%	38-138		1	09/06/17 16:20	09/12/17 17:09	1718-51-0	J(S0)
Terphenyl-d14 (S)	45	%	38-138		5	09/14/17 23:00	09/18/17 20:09	1718-51-0	
8260/5035A Volatile Organics	Analytical Method: EPA 8260								
Acetone	**0.11 I**	mg/kg	0.12	0.012	1		09/08/17 21:14	67-64-1	
Acetonitrile	**0.032 U**	mg/kg	0.062	0.032	1		09/08/17 21:14	75-05-8	
Benzene	**0.0020 U**	mg/kg	0.0062	0.0020	1		09/08/17 21:14	71-43-2	
Bromobenzene	**0.0025 U**	mg/kg	0.0062	0.0025	1		09/08/17 21:14	108-86-1	
Bromochloromethane	**0.0021 U**	mg/kg	0.0062	0.0021	1		09/08/17 21:14	74-97-5	

This report shall not be reproduced, except in full,
without the written consent of Pace Analytical Services, LLC.

Pace Analytical Services, LLC
3610 Park Central Blvd N
Pompano Beach, FL 33064
954-582-4300

ANALYTICAL RESULTS

Project: 09217186.00/Ludlum Trail
Pace Project No.: 35333909

Sample: SB-19 (0-0.5) **Lab ID: 35333909037** Collected: 08/31/17 17:36 Received: 09/01/17 18:00 Matrix: Solid

Results reported on a "dry weight" basis and are adjusted for percent moisture, sample size and any dilutions.

Parameters	Results	Units	PQL	MDL	DF	Prepared	Analyzed	CAS No.	Qual
8260/5035A Volatile Organics	Analytical Method: EPA 8260								
Bromodichloromethane	**0.0024 U**	mg/kg	0.0062	0.0024	1		09/08/17 21:14	75-27-4	
Bromoform	**0.0029 U**	mg/kg	0.0062	0.0029	1		09/08/17 21:14	75-25-2	
Bromomethane	**0.0031 U**	mg/kg	0.012	0.0031	1		09/08/17 21:14	74-83-9	
2-Butanone (MEK)	**0.0036 U**	mg/kg	0.12	0.0036	1		09/08/17 21:14	78-93-3	
n-Butylbenzene	**0.0022 U**	mg/kg	0.0062	0.0022	1		09/08/17 21:14	104-51-8	
sec-Butylbenzene	**0.0020 U**	mg/kg	0.0062	0.0020	1		09/08/17 21:14	135-98-8	
tert-Butylbenzene	**0.0025 U**	mg/kg	0.0062	0.0025	1		09/08/17 21:14	98-06-6	
Carbon disulfide	**0.0037 U**	mg/kg	0.012	0.0037	1		09/08/17 21:14	75-15-0	
Carbon tetrachloride	**0.0032 U**	mg/kg	0.0062	0.0032	1		09/08/17 21:14	56-23-5	
Chlorobenzene	**0.0024 U**	mg/kg	0.0062	0.0024	1		09/08/17 21:14	108-90-7	
Chloroethane	**0.0030 U**	mg/kg	0.012	0.0030	1		09/08/17 21:14	75-00-3	
Chloroform	**0.0020 U**	mg/kg	0.0062	0.0020	1		09/08/17 21:14	67-66-3	
Chloromethane	**0.0030 U**	mg/kg	0.012	0.0030	1		09/08/17 21:14	74-87-3	
2-Chlorotoluene	**0.0021 U**	mg/kg	0.0062	0.0021	1		09/08/17 21:14	95-49-8	
4-Chlorotoluene	**0.0022 U**	mg/kg	0.0062	0.0022	1		09/08/17 21:14	106-43-4	
Dibromochloromethane	**0.0022 U**	mg/kg	0.0062	0.0022	1		09/08/17 21:14	124-48-1	
Dibromomethane	**0.0031 U**	mg/kg	0.0062	0.0031	1		09/08/17 21:14	74-95-3	
1,2-Dichlorobenzene	**0.0024 U**	mg/kg	0.0062	0.0024	1		09/08/17 21:14	95-50-1	
1,3-Dichlorobenzene	**0.0025 U**	mg/kg	0.0062	0.0025	1		09/08/17 21:14	541-73-1	
1,4-Dichlorobenzene	**0.0021 U**	mg/kg	0.0062	0.0021	1		09/08/17 21:14	106-46-7	
Dichlorodifluoromethane	**0.0045 U**	mg/kg	0.012	0.0045	1		09/08/17 21:14	75-71-8	
1,1-Dichloroethane	**0.0019 U**	mg/kg	0.0062	0.0019	1		09/08/17 21:14	75-34-3	
1,2-Dichloroethane	**0.0027 U**	mg/kg	0.0062	0.0027	1		09/08/17 21:14	107-06-2	
1,1-Dichloroethene	**0.0022 U**	mg/kg	0.0062	0.0022	1		09/08/17 21:14	75-35-4	
cis-1,2-Dichloroethene	**0.0017 U**	mg/kg	0.0062	0.0017	1		09/08/17 21:14	156-59-2	
trans-1,2-Dichloroethene	**0.0024 U**	mg/kg	0.0062	0.0024	1		09/08/17 21:14	156-60-5	
1,2-Dichloropropane	**0.0021 U**	mg/kg	0.0062	0.0021	1		09/08/17 21:14	78-87-5	
1,3-Dichloropropane	**0.0024 U**	mg/kg	0.0062	0.0024	1		09/08/17 21:14	142-28-9	
2,2-Dichloropropane	**0.0021 U**	mg/kg	0.0062	0.0021	1		09/08/17 21:14	594-20-7	
1,1-Dichloropropene	**0.0019 U**	mg/kg	0.0062	0.0019	1		09/08/17 21:14	563-58-6	
cis-1,3-Dichloropropene	**0.0022 U**	mg/kg	0.0062	0.0022	1		09/08/17 21:14	10061-01-5	
trans-1,3-Dichloropropene	**0.0019 U**	mg/kg	0.0062	0.0019	1		09/08/17 21:14	10061-02-6	
Ethylbenzene	**0.0022 U**	mg/kg	0.0062	0.0022	1		09/08/17 21:14	100-41-4	
2-Hexanone	**0.0049 U**	mg/kg	0.062	0.0049	1		09/08/17 21:14	591-78-6	
Iodomethane	**0.012 U**	mg/kg	0.012	0.012	1		09/08/17 21:14	74-88-4	
Isopropylbenzene (Cumene)	**0.0024 U**	mg/kg	0.0062	0.0024	1		09/08/17 21:14	98-82-8	
p-Isopropyltoluene	**0.0021 U**	mg/kg	0.0062	0.0021	1		09/08/17 21:14	99-87-6	
Methylene Chloride	**0.0037 U**	mg/kg	0.025	0.0037	1		09/08/17 21:14	75-09-2	
4-Methyl-2-pentanone (MIBK)	**0.0046 U**	mg/kg	0.062	0.0046	1		09/08/17 21:14	108-10-1	
Methyl-tert-butyl ether	**0.0019 U**	mg/kg	0.0062	0.0019	1		09/08/17 21:14	1634-04-4	
n-Propylbenzene	**0.0021 U**	mg/kg	0.0062	0.0021	1		09/08/17 21:14	103-65-1	
Styrene	**0.0022 U**	mg/kg	0.0062	0.0022	1		09/08/17 21:14	100-42-5	
1,1,1,2-Tetrachloroethane	**0.0026 U**	mg/kg	0.0062	0.0026	1		09/08/17 21:14	630-20-6	
1,1,2,2-Tetrachloroethane	**0.0024 U**	mg/kg	0.0062	0.0024	1		09/08/17 21:14	79-34-5	
Tetrachloroethene	**0.0021 U**	mg/kg	0.0062	0.0021	1		09/08/17 21:14	127-18-4	

This report shall not be reproduced, except in full,
without the written consent of Pace Analytical Services, LLC.

Pace Analytical Services, LLC
3610 Park Central Blvd N
Pompano Beach, FL 33064
954-582-4300

ANALYTICAL RESULTS

Project: 09217186.00/Ludlum Trail
Pace Project No.: 35333909

Sample: SB-19 (0-0.5) **Lab ID: 35333909037** Collected: 08/31/17 17:36 Received: 09/01/17 18:00 Matrix: Solid

Results reported on a "dry weight" basis and are adjusted for percent moisture, sample size and any dilutions.

Parameters	Results	Units	PQL	MDL	DF	Prepared	Analyzed	CAS No.	Qual
8260/5035A Volatile Organics	Analytical Method: EPA 8260								
Toluene	**0.0022 U**	mg/kg	0.0062	0.0022	1		09/08/17 21:14	108-88-3	
1,2,3-Trichlorobenzene	**0.0027 U**	mg/kg	0.0062	0.0027	1		09/08/17 21:14	87-61-6	
1,2,4-Trichlorobenzene	**0.0020 U**	mg/kg	0.0062	0.0020	1		09/08/17 21:14	120-82-1	
1,1,1-Trichloroethane	**0.0022 U**	mg/kg	0.0062	0.0022	1		09/08/17 21:14	71-55-6	
1,1,2-Trichloroethane	**0.0026 U**	mg/kg	0.0062	0.0026	1		09/08/17 21:14	79-00-5	
Trichloroethene	**0.0026 U**	mg/kg	0.0062	0.0026	1		09/08/17 21:14	79-01-6	
Trichlorofluoromethane	**0.0027 U**	mg/kg	0.0062	0.0027	1		09/08/17 21:14	75-69-4	
1,2,3-Trichloropropane	**0.0020 U**	mg/kg	0.0062	0.0020	1		09/08/17 21:14	96-18-4	
1,2,3-Trimethylbenzene	**0.0021 U**	mg/kg	0.0062	0.0021	1		09/08/17 21:14	526-73-8	
1,2,4-Trimethylbenzene	**0.0025 U**	mg/kg	0.0062	0.0025	1		09/08/17 21:14	95-63-6	
1,3,5-Trimethylbenzene	**0.0022 U**	mg/kg	0.0062	0.0022	1		09/08/17 21:14	108-67-8	
Vinyl acetate	**0.011 U**	mg/kg	0.062	0.011	1		09/08/17 21:14	108-05-4	
Vinyl chloride	**0.0022 U**	mg/kg	0.012	0.0022	1		09/08/17 21:14	75-01-4	
Xylene (Total)	**0.0045 U**	mg/kg	0.012	0.0045	1		09/08/17 21:14	1330-20-7	
m&p-Xylene	**0.0045 U**	mg/kg	0.012	0.0045	1		09/08/17 21:14	179601-23-1	
o-Xylene	**0.0024 U**	mg/kg	0.0062	0.0024	1		09/08/17 21:14	95-47-6	
Surrogates									
Toluene-d8 (S)	103	%	70-130		1		09/08/17 21:14	2037-26-5	
4-Bromofluorobenzene (S)	99	%	70-130		1		09/08/17 21:14	460-00-4	
1,2-Dichloroethane-d4 (S)	94	%	70-132		1		09/08/17 21:14	17060-07-0	
Percent Moisture	Analytical Method: ASTM D2974-87								
Percent Moisture	**5.9**	%	0.10	0.10	1		09/05/17 15:21		

This report shall not be reproduced, except in full,
without the written consent of Pace Analytical Services, LLC.

Pace Analytical Services, LLC
3610 Park Central Blvd N
Pompano Beach, FL 33064
954-582-4300

ANALYTICAL RESULTS

Project: 09217186.00/Ludlum Trail
Pace Project No.: 35333909

Sample: SB-19 (0.5-2) **Lab ID: 35333909038** Collected: 08/31/17 17:38 Received: 09/01/17 18:00 Matrix: Solid

Results reported on a "dry weight" basis and are adjusted for percent moisture, sample size and any dilutions.

Parameters	Results	Units	PQL	MDL	DF	Prepared	Analyzed	CAS No.	Qual
FL-PRO Soil Microwave	Analytical Method: FL-PRO Preparation Method: EPA 3546								
Petroleum Range Organics	**2.9 U**	mg/kg	4.5	2.9	1	09/06/17 14:20	09/08/17 20:39		
Surrogates									
o-Terphenyl (S)	136	%	62-109		1	09/06/17 14:20	09/08/17 20:39	84-15-1	S3
N-Pentatriacontane (S)	199	%	42-159		1	09/06/17 14:20	09/08/17 20:39	630-07-09	S3
6010 MET ICP	Analytical Method: EPA 6010 Preparation Method: EPA 3050								
Arsenic	**1.2**	mg/kg	0.51	0.25	1	09/07/17 17:50	09/13/17 13:57	7440-38-2	
Cadmium	**0.082**	mg/kg	0.051	0.025	1	09/07/17 17:50	09/13/17 13:57	7440-43-9	
Chromium	**13.8**	mg/kg	0.25	0.13	1	09/07/17 17:50	09/13/17 13:57	7440-47-3	
Copper	**1.1**	mg/kg	0.25	0.13	1	09/07/17 17:50	09/13/17 13:57	7440-50-8	
Lead	**1.8**	mg/kg	0.51	0.25	1	09/07/17 17:50	09/13/17 13:57	7439-92-1	
8270 MSSV Short List Microwave	Analytical Method: EPA 8270 Preparation Method: EPA 3546								
Acenaphthene	**0.027 U**	mg/kg	0.074	0.027	1	09/14/17 23:00	09/15/17 19:47	83-32-9	
Acenaphthylene	**0.023 U**	mg/kg	0.074	0.023	1	09/14/17 23:00	09/15/17 19:47	208-96-8	
Anthracene	**0.023 U**	mg/kg	0.074	0.023	1	09/14/17 23:00	09/15/17 19:47	120-12-7	
Benzo(a)anthracene	**0.022 U**	mg/kg	0.074	0.022	1	09/14/17 23:00	09/15/17 19:47	56-55-3	
Benzo(a)pyrene	**0.0087 U**	mg/kg	0.074	0.0087	1	09/14/17 23:00	09/15/17 19:47	50-32-8	
Benzo(b)fluoranthene	**0.056 U**	mg/kg	0.074	0.056	1	09/14/17 23:00	09/15/17 19:47	205-99-2	
Benzo(g,h,i)perylene	**0.027 U**	mg/kg	0.074	0.027	1	09/14/17 23:00	09/15/17 19:47	191-24-2	
Benzo(k)fluoranthene	**0.016 U**	mg/kg	0.074	0.016	1	09/14/17 23:00	09/15/17 19:47	207-08-9	
Chrysene	**0.027 U**	mg/kg	0.074	0.027	1	09/14/17 23:00	09/15/17 19:47	218-01-9	
Dibenz(a,h)anthracene	**0.038 U**	mg/kg	0.074	0.038	1	09/14/17 23:00	09/15/17 19:47	53-70-3	
Fluoranthene	**0.024 U**	mg/kg	0.074	0.024	1	09/14/17 23:00	09/15/17 19:47	206-44-0	
Fluorene	**0.034 U**	mg/kg	0.074	0.034	1	09/14/17 23:00	09/15/17 19:47	86-73-7	
Indeno(1,2,3-cd)pyrene	**0.038 U**	mg/kg	0.074	0.038	1	09/14/17 23:00	09/15/17 19:47	193-39-5	
1-Methylnaphthalene	**0.026 U**	mg/kg	0.074	0.026	1	09/14/17 23:00	09/15/17 19:47	90-12-0	
2-Methylnaphthalene	**0.030 U**	mg/kg	0.074	0.030	1	09/14/17 23:00	09/15/17 19:47	91-57-6	
Naphthalene	**0.024 U**	mg/kg	0.074	0.024	1	09/14/17 23:00	09/15/17 19:47	91-20-3	
Phenanthrene	**0.028 U**	mg/kg	0.074	0.028	1	09/14/17 23:00	09/15/17 19:47	85-01-8	
Pyrene	**0.038 U**	mg/kg	0.074	0.038	1	09/14/17 23:00	09/15/17 19:47	129-00-0	CU
Surrogates									
Nitrobenzene-d5 (S)	56	%	16-123		1	09/14/17 23:00	09/15/17 19:47	4165-60-0	
2-Fluorobiphenyl (S)	88	%	32-129		1	09/14/17 23:00	09/15/17 19:47	321-60-8	
Terphenyl-d14 (S)	72	%	38-138		1	09/14/17 23:00	09/15/17 19:47	1718-51-0	
8260/5035A Volatile Organics	Analytical Method: EPA 8260								
Acetone	**0.14**	mg/kg	0.14	0.014	1		09/08/17 21:34	67-64-1	
Acetonitrile	**0.036 U**	mg/kg	0.070	0.036	1		09/08/17 21:34	75-05-8	
Benzene	**0.0022 U**	mg/kg	0.0070	0.0022	1		09/08/17 21:34	71-43-2	
Bromobenzene	**0.0028 U**	mg/kg	0.0070	0.0028	1		09/08/17 21:34	108-86-1	
Bromochloromethane	**0.0024 U**	mg/kg	0.0070	0.0024	1		09/08/17 21:34	74-97-5	
Bromodichloromethane	**0.0027 U**	mg/kg	0.0070	0.0027	1		09/08/17 21:34	75-27-4	
Bromoform	**0.0032 U**	mg/kg	0.0070	0.0032	1		09/08/17 21:34	75-25-2	
Bromomethane	**0.0035 U**	mg/kg	0.014	0.0035	1		09/08/17 21:34	74-83-9	

This report shall not be reproduced, except in full,
without the written consent of Pace Analytical Services, LLC.

Pace Analytical Services, LLC
3610 Park Central Blvd N
Pompano Beach, FL 33064
954-582-4300

ANALYTICAL RESULTS

Project: 09217186.00/Ludlum Trail
Pace Project No.: 35333909

Sample: SB-19 (0.5-2) **Lab ID: 35333909038** Collected: 08/31/17 17:38 Received: 09/01/17 18:00 Matrix: Solid

Results reported on a "dry weight" basis and are adjusted for percent moisture, sample size and any dilutions.

Parameters	Results	Units	PQL	MDL	DF	Prepared	Analyzed	CAS No.	Qual
8260/5035A Volatile Organics	Analytical Method: EPA 8260								
2-Butanone (MEK)	**0.0041 U**	mg/kg	0.14	0.0041	1		09/08/17 21:34	78-93-3	
n-Butylbenzene	**0.0025 U**	mg/kg	0.0070	0.0025	1		09/08/17 21:34	104-51-8	
sec-Butylbenzene	**0.0022 U**	mg/kg	0.0070	0.0022	1		09/08/17 21:34	135-98-8	
tert-Butylbenzene	**0.0028 U**	mg/kg	0.0070	0.0028	1		09/08/17 21:34	98-06-6	
Carbon disulfide	**0.0042 U**	mg/kg	0.014	0.0042	1		09/08/17 21:34	75-15-0	
Carbon tetrachloride	**0.0036 U**	mg/kg	0.0070	0.0036	1		09/08/17 21:34	56-23-5	
Chlorobenzene	**0.0027 U**	mg/kg	0.0070	0.0027	1		09/08/17 21:34	108-90-7	
Chloroethane	**0.0034 U**	mg/kg	0.014	0.0034	1		09/08/17 21:34	75-00-3	
Chloroform	**0.0022 U**	mg/kg	0.0070	0.0022	1		09/08/17 21:34	67-66-3	
Chloromethane	**0.0034 U**	mg/kg	0.014	0.0034	1		09/08/17 21:34	74-87-3	
2-Chlorotoluene	**0.0024 U**	mg/kg	0.0070	0.0024	1		09/08/17 21:34	95-49-8	
4-Chlorotoluene	**0.0025 U**	mg/kg	0.0070	0.0025	1		09/08/17 21:34	106-43-4	
Dibromochloromethane	**0.0025 U**	mg/kg	0.0070	0.0025	1		09/08/17 21:34	124-48-1	
Dibromomethane	**0.0035 U**	mg/kg	0.0070	0.0035	1		09/08/17 21:34	74-95-3	
1,2-Dichlorobenzene	**0.0027 U**	mg/kg	0.0070	0.0027	1		09/08/17 21:34	95-50-1	
1,3-Dichlorobenzene	**0.0028 U**	mg/kg	0.0070	0.0028	1		09/08/17 21:34	541-73-1	
1,4-Dichlorobenzene	**0.0024 U**	mg/kg	0.0070	0.0024	1		09/08/17 21:34	106-46-7	
Dichlorodifluoromethane	**0.0050 U**	mg/kg	0.014	0.0050	1		09/08/17 21:34	75-71-8	
1,1-Dichloroethane	**0.0021 U**	mg/kg	0.0070	0.0021	1		09/08/17 21:34	75-34-3	
1,2-Dichloroethane	**0.0031 U**	mg/kg	0.0070	0.0031	1		09/08/17 21:34	107-06-2	
1,1-Dichloroethene	**0.0025 U**	mg/kg	0.0070	0.0025	1		09/08/17 21:34	75-35-4	
cis-1,2-Dichloroethene	**0.0020 U**	mg/kg	0.0070	0.0020	1		09/08/17 21:34	156-59-2	
trans-1,2-Dichloroethene	**0.0027 U**	mg/kg	0.0070	0.0027	1		09/08/17 21:34	156-60-5	
1,2-Dichloropropane	**0.0024 U**	mg/kg	0.0070	0.0024	1		09/08/17 21:34	78-87-5	
1,3-Dichloropropane	**0.0027 U**	mg/kg	0.0070	0.0027	1		09/08/17 21:34	142-28-9	
2,2-Dichloropropane	**0.0024 U**	mg/kg	0.0070	0.0024	1		09/08/17 21:34	594-20-7	
1,1-Dichloropropene	**0.0021 U**	mg/kg	0.0070	0.0021	1		09/08/17 21:34	563-58-6	
cis-1,3-Dichloropropene	**0.0025 U**	mg/kg	0.0070	0.0025	1		09/08/17 21:34	10061-01-5	
trans-1,3-Dichloropropene	**0.0021 U**	mg/kg	0.0070	0.0021	1		09/08/17 21:34	10061-02-6	
Ethylbenzene	**0.0025 U**	mg/kg	0.0070	0.0025	1		09/08/17 21:34	100-41-4	
2-Hexanone	**0.0054 U**	mg/kg	0.070	0.0054	1		09/08/17 21:34	591-78-6	
Iodomethane	**0.014 U**	mg/kg	0.014	0.014	1		09/08/17 21:34	74-88-4	
Isopropylbenzene (Cumene)	**0.0027 U**	mg/kg	0.0070	0.0027	1		09/08/17 21:34	98-82-8	
p-Isopropyltoluene	**0.0024 U**	mg/kg	0.0070	0.0024	1		09/08/17 21:34	99-87-6	
Methylene Chloride	**0.0042 U**	mg/kg	0.028	0.0042	1		09/08/17 21:34	75-09-2	
4-Methyl-2-pentanone (MIBK)	**0.0052 U**	mg/kg	0.070	0.0052	1		09/08/17 21:34	108-10-1	
Methyl-tert-butyl ether	**0.0021 U**	mg/kg	0.0070	0.0021	1		09/08/17 21:34	1634-04-4	
n-Propylbenzene	**0.0024 U**	mg/kg	0.0070	0.0024	1		09/08/17 21:34	103-65-1	
Styrene	**0.0025 U**	mg/kg	0.0070	0.0025	1		09/08/17 21:34	100-42-5	
1,1,1,2-Tetrachloroethane	**0.0029 U**	mg/kg	0.0070	0.0029	1		09/08/17 21:34	630-20-6	
1,1,2,2-Tetrachloroethane	**0.0027 U**	mg/kg	0.0070	0.0027	1		09/08/17 21:34	79-34-5	
Tetrachloroethene	**0.0024 U**	mg/kg	0.0070	0.0024	1		09/08/17 21:34	127-18-4	
Toluene	**0.0025 U**	mg/kg	0.0070	0.0025	1		09/08/17 21:34	108-88-3	
1,2,3-Trichlorobenzene	**0.0031 U**	mg/kg	0.0070	0.0031	1		09/08/17 21:34	87-61-6	
1,2,4-Trichlorobenzene	**0.0022 U**	mg/kg	0.0070	0.0022	1		09/08/17 21:34	120-82-1	

This report shall not be reproduced, except in full,
without the written consent of Pace Analytical Services, LLC.

Pace Analytical Services, LLC
3610 Park Central Blvd N
Pompano Beach, FL 33064
954-582-4300

ANALYTICAL RESULTS

Project: 09217186.00/Ludlum Trail
Pace Project No.: 35333909

Sample: SB-19 (0.5-2) **Lab ID: 35333909038** Collected: 08/31/17 17:38 Received: 09/01/17 18:00 Matrix: Solid

Results reported on a "dry weight" basis and are adjusted for percent moisture, sample size and any dilutions.

Parameters	Results	Units	PQL	MDL	DF	Prepared	Analyzed	CAS No.	Qual
8260/5035A Volatile Organics	Analytical Method: EPA 8260								
1,1,1-Trichloroethane	**0.0025 U**	mg/kg	0.0070	0.0025	1		09/08/17 21:34	71-55-6	
1,1,2-Trichloroethane	**0.0029 U**	mg/kg	0.0070	0.0029	1		09/08/17 21:34	79-00-5	
Trichloroethene	**0.0029 U**	mg/kg	0.0070	0.0029	1		09/08/17 21:34	79-01-6	
Trichlorofluoromethane	**0.0031 U**	mg/kg	0.0070	0.0031	1		09/08/17 21:34	75-69-4	
1,2,3-Trichloropropane	**0.0022 U**	mg/kg	0.0070	0.0022	1		09/08/17 21:34	96-18-4	
1,2,3-Trimethylbenzene	**0.0024 U**	mg/kg	0.0070	0.0024	1		09/08/17 21:34	526-73-8	
1,2,4-Trimethylbenzene	**0.0028 U**	mg/kg	0.0070	0.0028	1		09/08/17 21:34	95-63-6	
1,3,5-Trimethylbenzene	**0.0025 U**	mg/kg	0.0070	0.0025	1		09/08/17 21:34	108-67-8	
Vinyl acetate	**0.012 U**	mg/kg	0.070	0.012	1		09/08/17 21:34	108-05-4	
Vinyl chloride	**0.0025 U**	mg/kg	0.014	0.0025	1		09/08/17 21:34	75-01-4	
Xylene (Total)	**0.0050 U**	mg/kg	0.014	0.0050	1		09/08/17 21:34	1330-20-7	
m&p-Xylene	**0.0050 U**	mg/kg	0.014	0.0050	1		09/08/17 21:34	179601-23-1	
o-Xylene	**0.0027 U**	mg/kg	0.0070	0.0027	1		09/08/17 21:34	95-47-6	
Surrogates									
Toluene-d8 (S)	103	%	70-130		1		09/08/17 21:34	2037-26-5	
4-Bromofluorobenzene (S)	97	%	70-130		1		09/08/17 21:34	460-00-4	
1,2-Dichloroethane-d4 (S)	92	%	70-132		1		09/08/17 21:34	17060-07-0	
Percent Moisture	Analytical Method: ASTM D2974-87								
Percent Moisture	**11.4**	%	0.10	0.10	1		09/05/17 15:22		

This report shall not be reproduced, except in full,
without the written consent of Pace Analytical Services, LLC.

Pace Analytical Services, LLC
3610 Park Central Blvd N
Pompano Beach, FL 33064
954-582-4300

ANALYTICAL RESULTS

Project: 09217186.00/Ludlum Trail
Pace Project No.: 35333909

Sample: SB-18 (0-0.5) **Lab ID: 35333909039** Collected: 08/31/17 17:15 Received: 09/01/17 18:00 Matrix: Solid

Results reported on a "dry weight" basis and are adjusted for percent moisture, sample size and any dilutions.

Parameters	Results	Units	PQL	MDL	DF	Prepared	Analyzed	CAS No.	Qual
FL-PRO Soil Microwave	Analytical Method: FL-PRO Preparation Method: EPA 3546								
Petroleum Range Organics	**145**	mg/kg	4.2	2.7	1	09/06/17 14:20	09/08/17 21:28		
Surrogates									
o-Terphenyl (S)	127	%	62-109		1	09/06/17 14:20	09/08/17 21:28	84-15-1	J(S5)
N-Pentatriacontane (S)	131	%	42-159		1	09/06/17 14:20	09/08/17 21:28	630-07-09	
6010 MET ICP	Analytical Method: EPA 6010 Preparation Method: EPA 3050								
Arsenic	**1.6**	mg/kg	0.64	0.32	1	09/07/17 17:50	09/13/17 14:02	7440-38-2	
Cadmium	**0.23**	mg/kg	0.064	0.032	1	09/07/17 17:50	09/13/17 14:02	7440-43-9	
Chromium	**15.2**	mg/kg	0.32	0.16	1	09/07/17 17:50	09/13/17 14:02	7440-47-3	
Copper	**11.8**	mg/kg	0.32	0.16	1	09/07/17 17:50	09/13/17 14:02	7440-50-8	
Lead	**11.4**	mg/kg	0.64	0.32	1	09/07/17 17:50	09/13/17 14:02	7439-92-1	
8270 MSSV Short List Microwave	Analytical Method: EPA 8270 Preparation Method: EPA 3546								
Acenaphthene	**0.013 U**	mg/kg	0.035	0.013	1	09/06/17 16:20	09/12/17 17:55	83-32-9	
Acenaphthylene	**0.011 U**	mg/kg	0.035	0.011	1	09/06/17 16:20	09/12/17 17:55	208-96-8	
Anthracene	**0.011 U**	mg/kg	0.035	0.011	1	09/06/17 16:20	09/12/17 17:55	120-12-7	
Benzo(a)anthracene	**0.010 U**	mg/kg	0.035	0.010	1	09/06/17 16:20	09/12/17 17:55	56-55-3	
Benzo(a)pyrene	**0.031 I**	mg/kg	0.035	0.0041	1	09/06/17 16:20	09/12/17 17:55	50-32-8	
Benzo(b)fluoranthene	**0.038**	mg/kg	0.035	0.026	1	09/06/17 16:20	09/12/17 17:55	205-99-2	
Benzo(g,h,i)perylene	**0.013 U**	mg/kg	0.035	0.013	1	09/06/17 16:20	09/12/17 17:55	191-24-2	
Benzo(k)fluoranthene	**0.037**	mg/kg	0.035	0.0075	1	09/06/17 16:20	09/12/17 17:55	207-08-9	
Chrysene	**0.042**	mg/kg	0.035	0.012	1	09/06/17 16:20	09/12/17 17:55	218-01-9	
Dibenz(a,h)anthracene	**0.018 U**	mg/kg	0.035	0.018	1	09/06/17 16:20	09/12/17 17:55	53-70-3	
Fluoranthene	**0.025 I**	mg/kg	0.035	0.011	1	09/06/17 16:20	09/12/17 17:55	206-44-0	
Fluorene	**0.016 U**	mg/kg	0.035	0.016	1	09/06/17 16:20	09/12/17 17:55	86-73-7	
Indeno(1,2,3-cd)pyrene	**0.018 U**	mg/kg	0.035	0.018	1	09/06/17 16:20	09/12/17 17:55	193-39-5	
1-Methylnaphthalene	**0.012 U**	mg/kg	0.035	0.012	1	09/06/17 16:20	09/12/17 17:55	90-12-0	
2-Methylnaphthalene	**0.014 U**	mg/kg	0.035	0.014	1	09/06/17 16:20	09/12/17 17:55	91-57-6	
Naphthalene	**0.011 U**	mg/kg	0.035	0.011	1	09/06/17 16:20	09/12/17 17:55	91-20-3	
Phenanthrene	**0.013 U**	mg/kg	0.035	0.013	1	09/06/17 16:20	09/12/17 17:55	85-01-8	
Pyrene	**0.027 I**	mg/kg	0.035	0.018	1	09/06/17 16:20	09/12/17 17:55	129-00-0	
Surrogates									
Nitrobenzene-d5 (S)	114	%	16-123		1	09/06/17 16:20	09/12/17 17:55	4165-60-0	
2-Fluorobiphenyl (S)	104	%	32-129		1	09/06/17 16:20	09/12/17 17:55	321-60-8	
Terphenyl-d14 (S)	37	%	38-138		1	09/06/17 16:20	09/12/17 17:55	1718-51-0	J(S0)
8260/5035A Volatile Organics	Analytical Method: EPA 8260								
Acetone	**0.093 I**	mg/kg	0.12	0.012	1		09/08/17 21:55	67-64-1	
Acetonitrile	**0.030 U**	mg/kg	0.058	0.030	1		09/08/17 21:55	75-05-8	
Benzene	**0.0019 U**	mg/kg	0.0058	0.0019	1		09/08/17 21:55	71-43-2	
Bromobenzene	**0.0023 U**	mg/kg	0.0058	0.0023	1		09/08/17 21:55	108-86-1	
Bromochloromethane	**0.0020 U**	mg/kg	0.0058	0.0020	1		09/08/17 21:55	74-97-5	
Bromodichloromethane	**0.0022 U**	mg/kg	0.0058	0.0022	1		09/08/17 21:55	75-27-4	
Bromoform	**0.0027 U**	mg/kg	0.0058	0.0027	1		09/08/17 21:55	75-25-2	
Bromomethane	**0.0029 U**	mg/kg	0.012	0.0029	1		09/08/17 21:55	74-83-9	

This report shall not be reproduced, except in full,
without the written consent of Pace Analytical Services, LLC.

Pace Analytical Services, LLC
3610 Park Central Blvd N
Pompano Beach, FL 33064
954-582-4300

ANALYTICAL RESULTS

Project: 09217186.00/Ludlum Trail
Pace Project No.: 35333909

Sample: SB-18 (0-0.5) **Lab ID: 35333909039** Collected: 08/31/17 17:15 Received: 09/01/17 18:00 Matrix: Solid

Results reported on a "dry weight" basis and are adjusted for percent moisture, sample size and any dilutions.

Parameters	Results	Units	PQL	MDL	DF	Prepared	Analyzed	CAS No.	Qual
8260/5035A Volatile Organics	Analytical Method: EPA 8260								
2-Butanone (MEK)	**0.0034 U**	mg/kg	0.12	0.0034	1		09/08/17 21:55	78-93-3	
n-Butylbenzene	**0.0021 U**	mg/kg	0.0058	0.0021	1		09/08/17 21:55	104-51-8	
sec-Butylbenzene	**0.0019 U**	mg/kg	0.0058	0.0019	1		09/08/17 21:55	135-98-8	
tert-Butylbenzene	**0.0023 U**	mg/kg	0.0058	0.0023	1		09/08/17 21:55	98-06-6	
Carbon disulfide	**0.0035 U**	mg/kg	0.012	0.0035	1		09/08/17 21:55	75-15-0	
Carbon tetrachloride	**0.0030 U**	mg/kg	0.0058	0.0030	1		09/08/17 21:55	56-23-5	
Chlorobenzene	**0.0022 U**	mg/kg	0.0058	0.0022	1		09/08/17 21:55	108-90-7	
Chloroethane	**0.0028 U**	mg/kg	0.012	0.0028	1		09/08/17 21:55	75-00-3	
Chloroform	**0.0019 U**	mg/kg	0.0058	0.0019	1		09/08/17 21:55	67-66-3	
Chloromethane	**0.0028 U**	mg/kg	0.012	0.0028	1		09/08/17 21:55	74-87-3	
2-Chlorotoluene	**0.0020 U**	mg/kg	0.0058	0.0020	1		09/08/17 21:55	95-49-8	
4-Chlorotoluene	**0.0021 U**	mg/kg	0.0058	0.0021	1		09/08/17 21:55	106-43-4	
Dibromochloromethane	**0.0021 U**	mg/kg	0.0058	0.0021	1		09/08/17 21:55	124-48-1	
Dibromomethane	**0.0029 U**	mg/kg	0.0058	0.0029	1		09/08/17 21:55	74-95-3	
1,2-Dichlorobenzene	**0.0022 U**	mg/kg	0.0058	0.0022	1		09/08/17 21:55	95-50-1	
1,3-Dichlorobenzene	**0.0023 U**	mg/kg	0.0058	0.0023	1		09/08/17 21:55	541-73-1	
1,4-Dichlorobenzene	**0.0020 U**	mg/kg	0.0058	0.0020	1		09/08/17 21:55	106-46-7	
Dichlorodifluoromethane	**0.0042 U**	mg/kg	0.012	0.0042	1		09/08/17 21:55	75-71-8	
1,1-Dichloroethane	**0.0017 U**	mg/kg	0.0058	0.0017	1		09/08/17 21:55	75-34-3	
1,2-Dichloroethane	**0.0026 U**	mg/kg	0.0058	0.0026	1		09/08/17 21:55	107-06-2	
1,1-Dichloroethene	**0.0021 U**	mg/kg	0.0058	0.0021	1		09/08/17 21:55	75-35-4	
cis-1,2-Dichloroethene	**0.0016 U**	mg/kg	0.0058	0.0016	1		09/08/17 21:55	156-59-2	
trans-1,2-Dichloroethene	**0.0022 U**	mg/kg	0.0058	0.0022	1		09/08/17 21:55	156-60-5	
1,2-Dichloropropane	**0.0020 U**	mg/kg	0.0058	0.0020	1		09/08/17 21:55	78-87-5	
1,3-Dichloropropane	**0.0022 U**	mg/kg	0.0058	0.0022	1		09/08/17 21:55	142-28-9	
2,2-Dichloropropane	**0.0020 U**	mg/kg	0.0058	0.0020	1		09/08/17 21:55	594-20-7	
1,1-Dichloropropene	**0.0017 U**	mg/kg	0.0058	0.0017	1		09/08/17 21:55	563-58-6	
cis-1,3-Dichloropropene	**0.0021 U**	mg/kg	0.0058	0.0021	1		09/08/17 21:55	10061-01-5	
trans-1,3-Dichloropropene	**0.0017 U**	mg/kg	0.0058	0.0017	1		09/08/17 21:55	10061-02-6	
Ethylbenzene	**0.0021 U**	mg/kg	0.0058	0.0021	1		09/08/17 21:55	100-41-4	
2-Hexanone	**0.0045 U**	mg/kg	0.058	0.0045	1		09/08/17 21:55	591-78-6	
Iodomethane	**0.012 U**	mg/kg	0.012	0.012	1		09/08/17 21:55	74-88-4	
Isopropylbenzene (Cumene)	**0.0022 U**	mg/kg	0.0058	0.0022	1		09/08/17 21:55	98-82-8	
p-Isopropyltoluene	**0.0020 U**	mg/kg	0.0058	0.0020	1		09/08/17 21:55	99-87-6	
Methylene Chloride	**0.0035 U**	mg/kg	0.023	0.0035	1		09/08/17 21:55	75-09-2	
4-Methyl-2-pentanone (MIBK)	**0.0043 U**	mg/kg	0.058	0.0043	1		09/08/17 21:55	108-10-1	
Methyl-tert-butyl ether	**0.0017 U**	mg/kg	0.0058	0.0017	1		09/08/17 21:55	1634-04-4	
n-Propylbenzene	**0.0020 U**	mg/kg	0.0058	0.0020	1		09/08/17 21:55	103-65-1	
Styrene	**0.0021 U**	mg/kg	0.0058	0.0021	1		09/08/17 21:55	100-42-5	
1,1,1,2-Tetrachloroethane	**0.0024 U**	mg/kg	0.0058	0.0024	1		09/08/17 21:55	630-20-6	
1,1,2,2-Tetrachloroethane	**0.0022 U**	mg/kg	0.0058	0.0022	1		09/08/17 21:55	79-34-5	
Tetrachloroethene	**0.0020 U**	mg/kg	0.0058	0.0020	1		09/08/17 21:55	127-18-4	
Toluene	**0.0021 U**	mg/kg	0.0058	0.0021	1		09/08/17 21:55	108-88-3	
1,2,3-Trichlorobenzene	**0.0026 U**	mg/kg	0.0058	0.0026	1		09/08/17 21:55	87-61-6	
1,2,4-Trichlorobenzene	**0.0019 U**	mg/kg	0.0058	0.0019	1		09/08/17 21:55	120-82-1	

This report shall not be reproduced, except in full,
without the written consent of Pace Analytical Services, LLC.

Pace Analytical Services, LLC
3610 Park Central Blvd N
Pompano Beach, FL 33064
954-582-4300

ANALYTICAL RESULTS

Project: 09217186.00/Ludlum Trail
Pace Project No.: 35333909

Sample: SB-18 (0-0.5) **Lab ID: 35333909039** Collected: 08/31/17 17:15 Received: 09/01/17 18:00 Matrix: Solid

Results reported on a "dry weight" basis and are adjusted for percent moisture, sample size and any dilutions.

Parameters	Results	Units	PQL	MDL	DF	Prepared	Analyzed	CAS No.	Qual
8260/5035A Volatile Organics	Analytical Method: EPA 8260								
1,1,1-Trichloroethane	**0.0021 U**	mg/kg	0.0058	0.0021	1		09/08/17 21:55	71-55-6	
1,1,2-Trichloroethane	**0.0024 U**	mg/kg	0.0058	0.0024	1		09/08/17 21:55	79-00-5	
Trichloroethene	**0.0024 U**	mg/kg	0.0058	0.0024	1		09/08/17 21:55	79-01-6	
Trichlorofluoromethane	**0.0026 U**	mg/kg	0.0058	0.0026	1		09/08/17 21:55	75-69-4	
1,2,3-Trichloropropane	**0.0019 U**	mg/kg	0.0058	0.0019	1		09/08/17 21:55	96-18-4	
1,2,3-Trimethylbenzene	**0.0020 U**	mg/kg	0.0058	0.0020	1		09/08/17 21:55	526-73-8	
1,2,4-Trimethylbenzene	**0.0023 U**	mg/kg	0.0058	0.0023	1		09/08/17 21:55	95-63-6	
1,3,5-Trimethylbenzene	**0.0021 U**	mg/kg	0.0058	0.0021	1		09/08/17 21:55	108-67-8	
Vinyl acetate	**0.010 U**	mg/kg	0.058	0.010	1		09/08/17 21:55	108-05-4	
Vinyl chloride	**0.0021 U**	mg/kg	0.012	0.0021	1		09/08/17 21:55	75-01-4	
Xylene (Total)	**0.0042 U**	mg/kg	0.012	0.0042	1		09/08/17 21:55	1330-20-7	
m&p-Xylene	**0.0042 U**	mg/kg	0.012	0.0042	1		09/08/17 21:55	179601-23-1	
o-Xylene	**0.0022 U**	mg/kg	0.0058	0.0022	1		09/08/17 21:55	95-47-6	
Surrogates									
Toluene-d8 (S)	102	%	70-130		1		09/08/17 21:55	2037-26-5	
4-Bromofluorobenzene (S)	98	%	70-130		1		09/08/17 21:55	460-00-4	
1,2-Dichloroethane-d4 (S)	94	%	70-132		1		09/08/17 21:55	17060-07-0	
Percent Moisture	Analytical Method: ASTM D2974-87								
Percent Moisture	**5.4**	%	0.10	0.10	1		09/05/17 15:22		

This report shall not be reproduced, except in full,
without the written consent of Pace Analytical Services, LLC.

Pace Analytical Services, LLC
3610 Park Central Blvd N
Pompano Beach, FL 33064
954-582-4300

ANALYTICAL RESULTS

Project: 09217186.00/Ludlum Trail
Pace Project No.: 35333909

Sample: SB-18 (0.5-2) **Lab ID: 35333909040** Collected: 08/31/17 17:17 Received: 09/01/17 18:00 Matrix: Solid

Results reported on a "dry weight" basis and are adjusted for percent moisture, sample size and any dilutions.

Parameters	Results	Units	PQL	MDL	DF	Prepared	Analyzed	CAS No.	Qual
FL-PRO Soil Microwave	Analytical Method: FL-PRO Preparation Method: EPA 3546								
Petroleum Range Organics	**2.8 U**	mg/kg	4.4	2.8	1	09/06/17 14:20	09/08/17 21:28		
Surrogates									
o-Terphenyl (S)	112	%	62-109		1	09/06/17 14:20	09/08/17 21:28	84-15-1	S3
N-Pentatriacontane (S)	83	%	42-159		1	09/06/17 14:20	09/08/17 21:28	630-07-09	
6010 MET ICP	Analytical Method: EPA 6010 Preparation Method: EPA 3050								
Arsenic	**2.1**	mg/kg	0.49	0.25	1	09/07/17 17:50	09/13/17 14:07	7440-38-2	
Cadmium	**0.21**	mg/kg	0.049	0.025	1	09/07/17 17:50	09/13/17 14:07	7440-43-9	
Chromium	**15.4**	mg/kg	0.25	0.12	1	09/07/17 17:50	09/13/17 14:07	7440-47-3	
Copper	**5.9**	mg/kg	0.25	0.12	1	09/07/17 17:50	09/13/17 14:07	7440-50-8	
Lead	**6.0**	mg/kg	0.49	0.25	1	09/07/17 17:50	09/13/17 14:07	7439-92-1	
8270 MSSV Short List Microwave	Analytical Method: EPA 8270 Preparation Method: EPA 3546								
Acenaphthene	**0.013 U**	mg/kg	0.036	0.013	1	09/06/17 16:20	09/12/17 18:18	83-32-9	
Acenaphthylene	**0.011 U**	mg/kg	0.036	0.011	1	09/06/17 16:20	09/12/17 18:18	208-96-8	
Anthracene	**0.011 U**	mg/kg	0.036	0.011	1	09/06/17 16:20	09/12/17 18:18	120-12-7	
Benzo(a)anthracene	**0.010 U**	mg/kg	0.036	0.010	1	09/06/17 16:20	09/12/17 18:18	56-55-3	
Benzo(a)pyrene	**0.0042 U**	mg/kg	0.036	0.0042	1	09/06/17 16:20	09/12/17 18:18	50-32-8	
Benzo(b)fluoranthene	**0.027 U**	mg/kg	0.036	0.027	1	09/06/17 16:20	09/12/17 18:18	205-99-2	
Benzo(g,h,i)perylene	**0.013 U**	mg/kg	0.036	0.013	1	09/06/17 16:20	09/12/17 18:18	191-24-2	
Benzo(k)fluoranthene	**0.0078 U**	mg/kg	0.036	0.0078	1	09/06/17 16:20	09/12/17 18:18	207-08-9	
Chrysene	**0.013 U**	mg/kg	0.036	0.013	1	09/06/17 16:20	09/12/17 18:18	218-01-9	
Dibenz(a,h)anthracene	**0.018 U**	mg/kg	0.036	0.018	1	09/06/17 16:20	09/12/17 18:18	53-70-3	
Fluoranthene	**0.012 U**	mg/kg	0.036	0.012	1	09/06/17 16:20	09/12/17 18:18	206-44-0	
Fluorene	**0.016 U**	mg/kg	0.036	0.016	1	09/06/17 16:20	09/12/17 18:18	86-73-7	
Indeno(1,2,3-cd)pyrene	**0.018 U**	mg/kg	0.036	0.018	1	09/06/17 16:20	09/12/17 18:18	193-39-5	
1-Methylnaphthalene	**0.013 U**	mg/kg	0.036	0.013	1	09/06/17 16:20	09/12/17 18:18	90-12-0	
2-Methylnaphthalene	**0.015 U**	mg/kg	0.036	0.015	1	09/06/17 16:20	09/12/17 18:18	91-57-6	
Naphthalene	**0.012 U**	mg/kg	0.036	0.012	1	09/06/17 16:20	09/12/17 18:18	91-20-3	
Phenanthrene	**0.014 U**	mg/kg	0.036	0.014	1	09/06/17 16:20	09/12/17 18:18	85-01-8	
Pyrene	**0.018 U**	mg/kg	0.036	0.018	1	09/06/17 16:20	09/12/17 18:18	129-00-0	
Surrogates									
Nitrobenzene-d5 (S)	104	%	16-123		1	09/06/17 16:20	09/12/17 18:18	4165-60-0	
2-Fluorobiphenyl (S)	97	%	32-129		1	09/06/17 16:20	09/12/17 18:18	321-60-8	
Terphenyl-d14 (S)	41	%	38-138		1	09/06/17 16:20	09/12/17 18:18	1718-51-0	
8260/5035A Volatile Organics	Analytical Method: EPA 8260								
Acetone	**0.24**	mg/kg	0.11	0.011	1		09/08/17 20:59	67-64-1	
Acetonitrile	**0.027 U**	mg/kg	0.053	0.027	1		09/08/17 20:59	75-05-8	
Benzene	**0.0017 U**	mg/kg	0.0053	0.0017	1		09/08/17 20:59	71-43-2	
Bromobenzene	**0.0021 U**	mg/kg	0.0053	0.0021	1		09/08/17 20:59	108-86-1	
Bromochloromethane	**0.0018 U**	mg/kg	0.0053	0.0018	1		09/08/17 20:59	74-97-5	
Bromodichloromethane	**0.0020 U**	mg/kg	0.0053	0.0020	1		09/08/17 20:59	75-27-4	
Bromoform	**0.0024 U**	mg/kg	0.0053	0.0024	1		09/08/17 20:59	75-25-2	
Bromomethane	**0.0026 U**	mg/kg	0.011	0.0026	1		09/08/17 20:59	74-83-9	

This report shall not be reproduced, except in full,
without the written consent of Pace Analytical Services, LLC.

Pace Analytical Services, LLC
3610 Park Central Blvd N
Pompano Beach, FL 33064
954-582-4300

ANALYTICAL RESULTS

Project: 09217186.00/Ludlum Trail
Pace Project No.: 35333909

Sample: SB-18 (0.5-2) **Lab ID: 35333909040** Collected: 08/31/17 17:17 Received: 09/01/17 18:00 Matrix: Solid

Results reported on a "dry weight" basis and are adjusted for percent moisture, sample size and any dilutions.

Parameters	Results	Units	PQL	MDL	DF	Prepared	Analyzed	CAS No.	Qual
8260/5035A Volatile Organics	Analytical Method: EPA 8260								
2-Butanone (MEK)	**0.0030 U**	mg/kg	0.11	0.0030	1		09/08/17 20:59	78-93-3	
n-Butylbenzene	**0.0019 U**	mg/kg	0.0053	0.0019	1		09/08/17 20:59	104-51-8	
sec-Butylbenzene	**0.0017 U**	mg/kg	0.0053	0.0017	1		09/08/17 20:59	135-98-8	
tert-Butylbenzene	**0.0021 U**	mg/kg	0.0053	0.0021	1		09/08/17 20:59	98-06-6	
Carbon disulfide	**0.0032 U**	mg/kg	0.011	0.0032	1		09/08/17 20:59	75-15-0	
Carbon tetrachloride	**0.0027 U**	mg/kg	0.0053	0.0027	1		09/08/17 20:59	56-23-5	
Chlorobenzene	**0.0020 U**	mg/kg	0.0053	0.0020	1		09/08/17 20:59	108-90-7	
Chloroethane	**0.0025 U**	mg/kg	0.011	0.0025	1		09/08/17 20:59	75-00-3	
Chloroform	**0.0017 U**	mg/kg	0.0053	0.0017	1		09/08/17 20:59	67-66-3	
Chloromethane	**0.0025 U**	mg/kg	0.011	0.0025	1		09/08/17 20:59	74-87-3	
2-Chlorotoluene	**0.0018 U**	mg/kg	0.0053	0.0018	1		09/08/17 20:59	95-49-8	
4-Chlorotoluene	**0.0019 U**	mg/kg	0.0053	0.0019	1		09/08/17 20:59	106-43-4	
Dibromochloromethane	**0.0019 U**	mg/kg	0.0053	0.0019	1		09/08/17 20:59	124-48-1	
Dibromomethane	**0.0026 U**	mg/kg	0.0053	0.0026	1		09/08/17 20:59	74-95-3	
1,2-Dichlorobenzene	**0.0020 U**	mg/kg	0.0053	0.0020	1		09/08/17 20:59	95-50-1	
1,3-Dichlorobenzene	**0.0021 U**	mg/kg	0.0053	0.0021	1		09/08/17 20:59	541-73-1	
1,4-Dichlorobenzene	**0.0018 U**	mg/kg	0.0053	0.0018	1		09/08/17 20:59	106-46-7	
Dichlorodifluoromethane	**0.0038 U**	mg/kg	0.011	0.0038	1		09/08/17 20:59	75-71-8	
1,1-Dichloroethane	**0.0016 U**	mg/kg	0.0053	0.0016	1		09/08/17 20:59	75-34-3	
1,2-Dichloroethane	**0.0023 U**	mg/kg	0.0053	0.0023	1		09/08/17 20:59	107-06-2	
1,1-Dichloroethene	**0.0019 U**	mg/kg	0.0053	0.0019	1		09/08/17 20:59	75-35-4	
cis-1,2-Dichloroethene	**0.0015 U**	mg/kg	0.0053	0.0015	1		09/08/17 20:59	156-59-2	
trans-1,2-Dichloroethene	**0.0020 U**	mg/kg	0.0053	0.0020	1		09/08/17 20:59	156-60-5	
1,2-Dichloropropane	**0.0018 U**	mg/kg	0.0053	0.0018	1		09/08/17 20:59	78-87-5	
1,3-Dichloropropane	**0.0020 U**	mg/kg	0.0053	0.0020	1		09/08/17 20:59	142-28-9	
2,2-Dichloropropane	**0.0018 U**	mg/kg	0.0053	0.0018	1		09/08/17 20:59	594-20-7	
1,1-Dichloropropene	**0.0016 U**	mg/kg	0.0053	0.0016	1		09/08/17 20:59	563-58-6	
cis-1,3-Dichloropropene	**0.0019 U**	mg/kg	0.0053	0.0019	1		09/08/17 20:59	10061-01-5	
trans-1,3-Dichloropropene	**0.0016 U**	mg/kg	0.0053	0.0016	1		09/08/17 20:59	10061-02-6	
Ethylbenzene	**0.0019 U**	mg/kg	0.0053	0.0019	1		09/08/17 20:59	100-41-4	
2-Hexanone	**0.0041 U**	mg/kg	0.053	0.0041	1		09/08/17 20:59	591-78-6	
Iodomethane	**0.010 U**	mg/kg	0.011	0.010	1		09/08/17 20:59	74-88-4	
Isopropylbenzene (Cumene)	**0.0020 U**	mg/kg	0.0053	0.0020	1		09/08/17 20:59	98-82-8	
p-Isopropyltoluene	**0.0018 U**	mg/kg	0.0053	0.0018	1		09/08/17 20:59	99-87-6	
Methylene Chloride	**0.0032 U**	mg/kg	0.021	0.0032	1		09/08/17 20:59	75-09-2	
4-Methyl-2-pentanone (MIBK)	**0.0039 U**	mg/kg	0.053	0.0039	1		09/08/17 20:59	108-10-1	
Methyl-tert-butyl ether	**0.0016 U**	mg/kg	0.0053	0.0016	1		09/08/17 20:59	1634-04-4	
n-Propylbenzene	**0.0018 U**	mg/kg	0.0053	0.0018	1		09/08/17 20:59	103-65-1	
Styrene	**0.0019 U**	mg/kg	0.0053	0.0019	1		09/08/17 20:59	100-42-5	
1,1,1,2-Tetrachloroethane	**0.0022 U**	mg/kg	0.0053	0.0022	1		09/08/17 20:59	630-20-6	
1,1,2,2-Tetrachloroethane	**0.0020 U**	mg/kg	0.0053	0.0020	1		09/08/17 20:59	79-34-5	
Tetrachloroethene	**0.0018 U**	mg/kg	0.0053	0.0018	1		09/08/17 20:59	127-18-4	
Toluene	**0.0019 U**	mg/kg	0.0053	0.0019	1		09/08/17 20:59	108-88-3	
1,2,3-Trichlorobenzene	**0.0023 U**	mg/kg	0.0053	0.0023	1		09/08/17 20:59	87-61-6	
1,2,4-Trichlorobenzene	**0.0017 U**	mg/kg	0.0053	0.0017	1		09/08/17 20:59	120-82-1	

This report shall not be reproduced, except in full,
without the written consent of Pace Analytical Services, LLC.

Pace Analytical Services, LLC
3610 Park Central Blvd N
Pompano Beach, FL 33064
954-582-4300

ANALYTICAL RESULTS

Project: 09217186.00/Ludlum Trail
Pace Project No.: 35333909

Sample: SB-18 (0.5-2) **Lab ID: 35333909040** Collected: 08/31/17 17:17 Received: 09/01/17 18:00 Matrix: Solid

Results reported on a "dry weight" basis and are adjusted for percent moisture, sample size and any dilutions.

Parameters	Results	Units	PQL	MDL	DF	Prepared	Analyzed	CAS No.	Qual
8260/5035A Volatile Organics	Analytical Method: EPA 8260								
1,1,1-Trichloroethane	**0.0019 U**	mg/kg	0.0053	0.0019	1		09/08/17 20:59	71-55-6	
1,1,2-Trichloroethane	**0.0022 U**	mg/kg	0.0053	0.0022	1		09/08/17 20:59	79-00-5	
Trichloroethene	**0.0022 U**	mg/kg	0.0053	0.0022	1		09/08/17 20:59	79-01-6	
Trichlorofluoromethane	**0.0023 U**	mg/kg	0.0053	0.0023	1		09/08/17 20:59	75-69-4	
1,2,3-Trichloropropane	**0.0017 U**	mg/kg	0.0053	0.0017	1		09/08/17 20:59	96-18-4	
1,2,3-Trimethylbenzene	**0.0018 U**	mg/kg	0.0053	0.0018	1		09/08/17 20:59	526-73-8	
1,2,4-Trimethylbenzene	**0.0021 U**	mg/kg	0.0053	0.0021	1		09/08/17 20:59	95-63-6	
1,3,5-Trimethylbenzene	**0.0019 U**	mg/kg	0.0053	0.0019	1		09/08/17 20:59	108-67-8	
Vinyl acetate	**0.0092 U**	mg/kg	0.053	0.0092	1		09/08/17 20:59	108-05-4	
Vinyl chloride	**0.0019 U**	mg/kg	0.011	0.0019	1		09/08/17 20:59	75-01-4	
Xylene (Total)	**0.0038 U**	mg/kg	0.011	0.0038	1		09/08/17 20:59	1330-20-7	
m&p-Xylene	**0.0038 U**	mg/kg	0.011	0.0038	1		09/08/17 20:59	179601-23-1	
o-Xylene	**0.0020 U**	mg/kg	0.0053	0.0020	1		09/08/17 20:59	95-47-6	
Surrogates									
Toluene-d8 (S)	97	%	70-130		1		09/08/17 20:59	2037-26-5	
4-Bromofluorobenzene (S)	94	%	70-130		1		09/08/17 20:59	460-00-4	
1,2-Dichloroethane-d4 (S)	114	%	70-132		1		09/08/17 20:59	17060-07-0	
Percent Moisture	Analytical Method: ASTM D2974-87								
Percent Moisture	**9.0**	%	0.10	0.10	1		09/05/17 15:22		

This report shall not be reproduced, except in full,
without the written consent of Pace Analytical Services, LLC.

Pace Analytical Services, LLC
3610 Park Central Blvd N
Pompano Beach, FL 33064
954-582-4300

ANALYTICAL RESULTS

Project: 09217186.00/Ludlum Trail
Pace Project No.: 35333909

Sample: SB-18 (2-4) **Lab ID: 35333909041** Collected: 08/31/17 17:19 Received: 09/01/17 18:00 Matrix: Solid

Results reported on a "dry weight" basis and are adjusted for percent moisture, sample size and any dilutions.

Parameters	Results	Units	PQL	MDL	DF	Prepared	Analyzed	CAS No.	Qual
Percent Moisture	Analytical Method: ASTM D2974-87								
Percent Moisture	**11.7**	%	0.10	0.10	1		09/05/17 15:22		

This report shall not be reproduced, except in full,
without the written consent of Pace Analytical Services, LLC.

Pace Analytical Services, LLC
3610 Park Central Blvd N
Pompano Beach, FL 33064
954-582-4300

ANALYTICAL RESULTS

Project: 09217186.00/Ludlum Trail
Pace Project No.: 35333909

Sample: SB-18 (4-6) **Lab ID: 35333909042** Collected: 08/31/17 17:21 Received: 09/01/17 18:00 Matrix: Solid

Results reported on a "dry weight" basis and are adjusted for percent moisture, sample size and any dilutions.

Parameters	Results	Units	PQL	MDL	DF	Prepared	Analyzed	CAS No.	Qual
Percent Moisture	Analytical Method: ASTM D2974-87								
Percent Moisture	**14.0**	%	0.10	0.10	1		09/05/17 15:22		

This report shall not be reproduced, except in full,
without the written consent of Pace Analytical Services, LLC.

Pace Analytical Services, LLC
3610 Park Central Blvd N
Pompano Beach, FL 33064
954-582-4300

ANALYTICAL RESULTS

Project: 09217186.00/Ludlum Trail
Pace Project No.: 35333909

Sample: SB-21-4 (0-0.5) **Lab ID: 35333909043** Collected: 08/31/17 15:30 Received: 09/01/17 18:00 Matrix: Solid

Results reported on a "dry weight" basis and are adjusted for percent moisture, sample size and any dilutions.

Parameters	Results	Units	PQL	MDL	DF	Prepared	Analyzed	CAS No.	Qual
FL-PRO Soil Microwave	Analytical Method: FL-PRO Preparation Method: EPA 3546								
Petroleum Range Organics	**8.9**	mg/kg	4.2	2.7	1	09/06/17 14:20	09/08/17 21:52		
Surrogates									
o-Terphenyl (S)	124	%	62-109		1	09/06/17 14:20	09/08/17 21:52	84-15-1	J(S5)
N-Pentatriacontane (S)	151	%	42-159		1	09/06/17 14:20	09/08/17 21:52	630-07-09	
6010 MET ICP	Analytical Method: EPA 6010 Preparation Method: EPA 3050								
Arsenic	**13.7**	mg/kg	0.60	0.30	1	09/07/17 17:50	09/13/17 14:12	7440-38-2	
Cadmium	**1.0**	mg/kg	0.060	0.030	1	09/07/17 17:50	09/13/17 14:12	7440-43-9	
Chromium	**8.7**	mg/kg	0.30	0.15	1	09/07/17 17:50	09/13/17 14:12	7440-47-3	
Copper	**54.0**	mg/kg	0.30	0.15	1	09/07/17 17:50	09/13/17 14:12	7440-50-8	
Lead	**283**	mg/kg	0.60	0.30	1	09/07/17 17:50	09/13/17 14:12	7439-92-1	
6010 MET ICP, TCLP	Analytical Method: EPA 6010 Preparation Method: EPA 3010 Leachate Method/Date: EPA 1311; 09/25/17 16:22								
Lead	**0.13**	mg/L	0.10	0.050	1	09/26/17 14:30	09/27/17 14:22	7439-92-1	
8270 MSSV Short List Microwave	Analytical Method: EPA 8270 Preparation Method: EPA 3546								
Acenaphthene	**0.013 U**	mg/kg	0.035	0.013	1	09/06/17 16:20	09/12/17 18:41	83-32-9	
Acenaphthylene	**0.028 I**	mg/kg	0.035	0.011	1	09/06/17 16:20	09/12/17 18:41	208-96-8	
Anthracene	**0.071**	mg/kg	0.035	0.011	1	09/06/17 16:20	09/12/17 18:41	120-12-7	
Benzo(a)anthracene	**0.74**	mg/kg	0.035	0.010	1	09/06/17 16:20	09/12/17 18:41	56-55-3	
Benzo(a)pyrene	**0.93**	mg/kg	0.035	0.0041	1	09/06/17 16:20	09/12/17 18:41	50-32-8	
Benzo(b)fluoranthene	**1.6**	mg/kg	0.035	0.026	1	09/06/17 16:20	09/12/17 18:41	205-99-2	
Benzo(g,h,i)perylene	**0.013 U**	mg/kg	0.035	0.013	1	09/06/17 16:20	09/12/17 18:41	191-24-2	
Benzo(k)fluoranthene	**0.0076 U**	mg/kg	0.035	0.0076	1	09/06/17 16:20	09/12/17 18:41	207-08-9	
Chrysene	**0.85**	mg/kg	0.035	0.013	1	09/06/17 16:20	09/12/17 18:41	218-01-9	
Dibenz(a,h)anthracene	**0.018 U**	mg/kg	0.035	0.018	1	09/06/17 16:20	09/12/17 18:41	53-70-3	
Fluoranthene	**0.67**	mg/kg	0.035	0.011	1	09/06/17 16:20	09/12/17 18:41	206-44-0	
Fluorene	**0.020 I**	mg/kg	0.035	0.016	1	09/06/17 16:20	09/12/17 18:41	86-73-7	
Indeno(1,2,3-cd)pyrene	**0.44**	mg/kg	0.035	0.018	1	09/06/17 16:20	09/12/17 18:41	193-39-5	
1-Methylnaphthalene	**0.059**	mg/kg	0.035	0.012	1	09/06/17 16:20	09/12/17 18:41	90-12-0	
2-Methylnaphthalene	**0.073**	mg/kg	0.035	0.014	1	09/06/17 16:20	09/12/17 18:41	91-57-6	
Naphthalene	**0.048**	mg/kg	0.035	0.011	1	09/06/17 16:20	09/12/17 18:41	91-20-3	
Phenanthrene	**0.37**	mg/kg	0.035	0.013	1	09/06/17 16:20	09/12/17 18:41	85-01-8	
Pyrene	**0.68**	mg/kg	0.035	0.018	1	09/06/17 16:20	09/12/17 18:41	129-00-0	
Surrogates									
Nitrobenzene-d5 (S)	110	%	16-123		1	09/06/17 16:20	09/12/17 18:41	4165-60-0	
2-Fluorobiphenyl (S)	114	%	32-129		1	09/06/17 16:20	09/12/17 18:41	321-60-8	
Terphenyl-d14 (S)	41	%	38-138		1	09/06/17 16:20	09/12/17 18:41	1718-51-0	
8270 MSSV PAH by SIM SPLP	Analytical Method: EPA 8270 by SIM Preparation Method: EPA 3510 Leachate Method/Date: EPA 1312; 10/02/17 16:34								
Acenaphthene	**0.026 U**	ug/L	0.52	0.026	1	10/06/17 16:00	10/07/17 08:57	83-32-9	Q
Acenaphthylene	**0.026 U**	ug/L	0.52	0.026	1	10/06/17 16:00	10/07/17 08:57	208-96-8	Q
Anthracene	**0.026 U**	ug/L	0.52	0.026	1	10/06/17 16:00	10/07/17 08:57	120-12-7	Q

This report shall not be reproduced, except in full,
without the written consent of Pace Analytical Services, LLC.

Pace Analytical Services, LLC
3610 Park Central Blvd N
Pompano Beach, FL 33064
954-582-4300

ANALYTICAL RESULTS

Project: 09217186.00/Ludlum Trail
Pace Project No.: 35333909

Sample: SB-21-4 (0-0.5) **Lab ID: 35333909043** Collected: 08/31/17 15:30 Received: 09/01/17 18:00 Matrix: Solid

Results reported on a "dry weight" basis and are adjusted for percent moisture, sample size and any dilutions.

Parameters	Results	Units	PQL	MDL	DF	Prepared	Analyzed	CAS No.	Qual
8270 MSSV PAH by SIM SPLP	Analytical Method: EPA 8270 by SIM Preparation Method: EPA 3510								
	Leachate Method/Date: EPA 1312; 10/02/17 16:34								
Benzo(a)anthracene	**0.026 U**	ug/L	0.10	0.026	1	10/06/17 16:00	10/07/17 08:57	56-55-3	Q
Benzo(a)pyrene	**0.026 U**	ug/L	0.10	0.026	1	10/06/17 16:00	10/07/17 08:57	50-32-8	Q
Benzo(b)fluoranthene	**0.026 U**	ug/L	0.10	0.026	1	10/06/17 16:00	10/07/17 08:57	205-99-2	Q
Benzo(g,h,i)perylene	**0.029 U**	ug/L	0.52	0.029	1	10/06/17 16:00	10/07/17 08:57	191-24-2	J(L1),Q
Benzo(k)fluoranthene	**0.026 U**	ug/L	0.52	0.026	1	10/06/17 16:00	10/07/17 08:57	207-08-9	Q
Chrysene	**0.20 I**	ug/L	0.52	0.026	1	10/06/17 16:00	10/07/17 08:57	218-01-9	Q
Dibenz(a,h)anthracene	**0.035 U**	ug/L	0.10	0.035	1	10/06/17 16:00	10/07/17 08:57	53-70-3	Q
Fluoranthene	**0.026 U**	ug/L	0.52	0.026	1	10/06/17 16:00	10/07/17 08:57	206-44-0	Q
Fluorene	**0.026 U**	ug/L	0.52	0.026	1	10/06/17 16:00	10/07/17 08:57	86-73-7	Q
Indeno(1,2,3-cd)pyrene	**0.030 U**	ug/L	0.10	0.030	1	10/06/17 16:00	10/07/17 08:57	193-39-5	Q
1-Methylnaphthalene	**1.0 U**	ug/L	2.1	1.0	1	10/06/17 16:00	10/07/17 08:57	90-12-0	Q
2-Methylnaphthalene	**1.0 U**	ug/L	2.1	1.0	1	10/06/17 16:00	10/07/17 08:57	91-57-6	Q
Naphthalene	**1.0 U**	ug/L	2.1	1.0	1	10/06/17 16:00	10/07/17 08:57	91-20-3	Q
Phenanthrene	**0.052 U**	ug/L	0.52	0.052	1	10/06/17 16:00	10/07/17 08:57	85-01-8	Q
Pyrene	**0.026 U**	ug/L	0.52	0.026	1	10/06/17 16:00	10/07/17 08:57	129-00-0	Q
Surrogates									
2-Fluorobiphenyl (S)	45	%	33-101		1	10/06/17 16:00	10/07/17 08:57	321-60-8	
Terphenyl-d14 (S)	49	%	38-115		1	10/06/17 16:00	10/07/17 08:57	1718-51-0	
8260/5035A Volatile Organics	Analytical Method: EPA 8260								
Acetone	**0.11**	mg/kg	0.10	0.010	1		09/08/17 21:19	67-64-1	J(M1)
Acetonitrile	**0.027 U**	mg/kg	0.051	0.027	1		09/08/17 21:19	75-05-8	
Benzene	**0.0016 U**	mg/kg	0.0051	0.0016	1		09/08/17 21:19	71-43-2	
Bromobenzene	**0.0021 U**	mg/kg	0.0051	0.0021	1		09/08/17 21:19	108-86-1	
Bromochloromethane	**0.0018 U**	mg/kg	0.0051	0.0018	1		09/08/17 21:19	74-97-5	
Bromodichloromethane	**0.0020 U**	mg/kg	0.0051	0.0020	1		09/08/17 21:19	75-27-4	
Bromoform	**0.0024 U**	mg/kg	0.0051	0.0024	1		09/08/17 21:19	75-25-2	
Bromomethane	**0.0026 U**	mg/kg	0.010	0.0026	1		09/08/17 21:19	74-83-9	
2-Butanone (MEK)	**0.0030 U**	mg/kg	0.10	0.0030	1		09/08/17 21:19	78-93-3	
n-Butylbenzene	**0.0019 U**	mg/kg	0.0051	0.0019	1		09/08/17 21:19	104-51-8	
sec-Butylbenzene	**0.0016 U**	mg/kg	0.0051	0.0016	1		09/08/17 21:19	135-98-8	
tert-Butylbenzene	**0.0021 U**	mg/kg	0.0051	0.0021	1		09/08/17 21:19	98-06-6	
Carbon disulfide	**0.0031 U**	mg/kg	0.010	0.0031	1		09/08/17 21:19	75-15-0	
Carbon tetrachloride	**0.0027 U**	mg/kg	0.0051	0.0027	1		09/08/17 21:19	56-23-5	
Chlorobenzene	**0.0020 U**	mg/kg	0.0051	0.0020	1		09/08/17 21:19	108-90-7	
Chloroethane	**0.0025 U**	mg/kg	0.010	0.0025	1		09/08/17 21:19	75-00-3	
Chloroform	**0.0016 U**	mg/kg	0.0051	0.0016	1		09/08/17 21:19	67-66-3	
Chloromethane	**0.0025 U**	mg/kg	0.010	0.0025	1		09/08/17 21:19	74-87-3	
2-Chlorotoluene	**0.0018 U**	mg/kg	0.0051	0.0018	1		09/08/17 21:19	95-49-8	
4-Chlorotoluene	**0.0019 U**	mg/kg	0.0051	0.0019	1		09/08/17 21:19	106-43-4	
Dibromochloromethane	**0.0019 U**	mg/kg	0.0051	0.0019	1		09/08/17 21:19	124-48-1	
Dibromomethane	**0.0026 U**	mg/kg	0.0051	0.0026	1		09/08/17 21:19	74-95-3	
1,2-Dichlorobenzene	**0.0020 U**	mg/kg	0.0051	0.0020	1		09/08/17 21:19	95-50-1	
1,3-Dichlorobenzene	**0.0021 U**	mg/kg	0.0051	0.0021	1		09/08/17 21:19	541-73-1	

This report shall not be reproduced, except in full,
without the written consent of Pace Analytical Services, LLC.

Pace Analytical Services, LLC
3610 Park Central Blvd N
Pompano Beach, FL 33064
954-582-4300

ANALYTICAL RESULTS

Project: 09217186.00/Ludlum Trail
Pace Project No.: 35333909

Sample: SB-21-4 (0-0.5) **Lab ID: 35333909043** Collected: 08/31/17 15:30 Received: 09/01/17 18:00 Matrix: Solid

Results reported on a "dry weight" basis and are adjusted for percent moisture, sample size and any dilutions.

Parameters	Results	Units	PQL	MDL	DF	Prepared	Analyzed	CAS No.	Qual
8260/5035A Volatile Organics	Analytical Method: EPA 8260								
1,4-Dichlorobenzene	**0.0018 U**	mg/kg	0.0051	0.0018	1		09/08/17 21:19	106-46-7	
Dichlorodifluoromethane	**0.0037 U**	mg/kg	0.010	0.0037	1		09/08/17 21:19	75-71-8	
1,1-Dichloroethane	**0.0015 U**	mg/kg	0.0051	0.0015	1		09/08/17 21:19	75-34-3	
1,2-Dichloroethane	**0.0023 U**	mg/kg	0.0051	0.0023	1		09/08/17 21:19	107-06-2	
1,1-Dichloroethene	**0.0019 U**	mg/kg	0.0051	0.0019	1		09/08/17 21:19	75-35-4	
cis-1,2-Dichloroethene	**0.0014 U**	mg/kg	0.0051	0.0014	1		09/08/17 21:19	156-59-2	
trans-1,2-Dichloroethene	**0.0020 U**	mg/kg	0.0051	0.0020	1		09/08/17 21:19	156-60-5	
1,2-Dichloropropane	**0.0018 U**	mg/kg	0.0051	0.0018	1		09/08/17 21:19	78-87-5	
1,3-Dichloropropane	**0.0020 U**	mg/kg	0.0051	0.0020	1		09/08/17 21:19	142-28-9	
2,2-Dichloropropane	**0.0018 U**	mg/kg	0.0051	0.0018	1		09/08/17 21:19	594-20-7	
1,1-Dichloropropene	**0.0015 U**	mg/kg	0.0051	0.0015	1		09/08/17 21:19	563-58-6	
cis-1,3-Dichloropropene	**0.0019 U**	mg/kg	0.0051	0.0019	1		09/08/17 21:19	10061-01-5	
trans-1,3-Dichloropropene	**0.0015 U**	mg/kg	0.0051	0.0015	1		09/08/17 21:19	10061-02-6	
Ethylbenzene	**0.0019 U**	mg/kg	0.0051	0.0019	1		09/08/17 21:19	100-41-4	
2-Hexanone	**0.0040 U**	mg/kg	0.051	0.0040	1		09/08/17 21:19	591-78-6	
Iodomethane	**0.010 U**	mg/kg	0.010	0.010	1		09/08/17 21:19	74-88-4	
Isopropylbenzene (Cumene)	**0.0020 U**	mg/kg	0.0051	0.0020	1		09/08/17 21:19	98-82-8	
p-Isopropyltoluene	**0.0018 U**	mg/kg	0.0051	0.0018	1		09/08/17 21:19	99-87-6	
Methylene Chloride	**0.0031 U**	mg/kg	0.021	0.0031	1		09/08/17 21:19	75-09-2	
4-Methyl-2-pentanone (MIBK)	**0.0038 U**	mg/kg	0.051	0.0038	1		09/08/17 21:19	108-10-1	
Methyl-tert-butyl ether	**0.0015 U**	mg/kg	0.0051	0.0015	1		09/08/17 21:19	1634-04-4	
n-Propylbenzene	**0.0018 U**	mg/kg	0.0051	0.0018	1		09/08/17 21:19	103-65-1	
Styrene	**0.0019 U**	mg/kg	0.0051	0.0019	1		09/08/17 21:19	100-42-5	
1,1,1,2-Tetrachloroethane	**0.0022 U**	mg/kg	0.0051	0.0022	1		09/08/17 21:19	630-20-6	
1,1,2,2-Tetrachloroethane	**0.0020 U**	mg/kg	0.0051	0.0020	1		09/08/17 21:19	79-34-5	
Tetrachloroethene	**0.0018 U**	mg/kg	0.0051	0.0018	1		09/08/17 21:19	127-18-4	
Toluene	**0.0019 U**	mg/kg	0.0051	0.0019	1		09/08/17 21:19	108-88-3	
1,2,3-Trichlorobenzene	**0.0023 U**	mg/kg	0.0051	0.0023	1		09/08/17 21:19	87-61-6	
1,2,4-Trichlorobenzene	**0.0016 U**	mg/kg	0.0051	0.0016	1		09/08/17 21:19	120-82-1	
1,1,1-Trichloroethane	**0.0019 U**	mg/kg	0.0051	0.0019	1		09/08/17 21:19	71-55-6	
1,1,2-Trichloroethane	**0.0022 U**	mg/kg	0.0051	0.0022	1		09/08/17 21:19	79-00-5	
Trichloroethene	**0.0022 U**	mg/kg	0.0051	0.0022	1		09/08/17 21:19	79-01-6	
Trichlorofluoromethane	**0.0023 U**	mg/kg	0.0051	0.0023	1		09/08/17 21:19	75-69-4	
1,2,3-Trichloropropane	**0.0016 U**	mg/kg	0.0051	0.0016	1		09/08/17 21:19	96-18-4	
1,2,3-Trimethylbenzene	**0.0018 U**	mg/kg	0.0051	0.0018	1		09/08/17 21:19	526-73-8	
1,2,4-Trimethylbenzene	**0.0021 U**	mg/kg	0.0051	0.0021	1		09/08/17 21:19	95-63-6	
1,3,5-Trimethylbenzene	**0.0019 U**	mg/kg	0.0051	0.0019	1		09/08/17 21:19	108-67-8	
Vinyl acetate	**0.0091 U**	mg/kg	0.051	0.0091	1		09/08/17 21:19	108-05-4	J(M1)
Vinyl chloride	**0.0019 U**	mg/kg	0.010	0.0019	1		09/08/17 21:19	75-01-4	
Xylene (Total)	**0.0037 U**	mg/kg	0.010	0.0037	1		09/08/17 21:19	1330-20-7	
m&p-Xylene	**0.0037 U**	mg/kg	0.010	0.0037	1		09/08/17 21:19	179601-23-1	
o-Xylene	**0.0020 U**	mg/kg	0.0051	0.0020	1		09/08/17 21:19	95-47-6	
Surrogates									
Toluene-d8 (S)	99	%	70-130		1		09/08/17 21:19	2037-26-5	
4-Bromofluorobenzene (S)	97	%	70-130		1		09/08/17 21:19	460-00-4	

This report shall not be reproduced, except in full,
without the written consent of Pace Analytical Services, LLC.

Pace Analytical Services, LLC
3610 Park Central Blvd N
Pompano Beach, FL 33064
954-582-4300

ANALYTICAL RESULTS

Project: 09217186.00/Ludlum Trail
Pace Project No.: 35333909

Sample: SB-21-4 (0-0.5) **Lab ID: 35333909043** Collected: 08/31/17 15:30 Received: 09/01/17 18:00 Matrix: Solid

Results reported on a "dry weight" basis and are adjusted for percent moisture, sample size and any dilutions.

Parameters	Results	Units	PQL	MDL	DF	Prepared	Analyzed	CAS No.	Qual
8260/5035A Volatile Organics	Analytical Method: EPA 8260								
Surrogates									
1,2-Dichloroethane-d4 (S)	117	%	70-132		1		09/08/17 21:19	17060-07-0	
Percent Moisture	Analytical Method: ASTM D2974-87								
Percent Moisture	**6.1**	%	0.10	0.10	1		09/05/17 15:22		J(D6)

This report shall not be reproduced, except in full,
without the written consent of Pace Analytical Services, LLC.

Pace Analytical Services, LLC
3610 Park Central Blvd N
Pompano Beach, FL 33064
954-582-4300

ANALYTICAL RESULTS

Project: 09217186.00/Ludlum Trail
Pace Project No.: 35333909

Sample: SB-21-4 (0.5-2) **Lab ID: 35333909044** Collected: 08/31/17 15:32 Received: 09/01/17 18:00 Matrix: Solid

Results reported on a "dry weight" basis and are adjusted for percent moisture, sample size and any dilutions.

Parameters	Results	Units	PQL	MDL	DF	Prepared	Analyzed	CAS No.	Qual
FL-PRO Soil Microwave	Analytical Method: FL-PRO Preparation Method: EPA 3546								
Petroleum Range Organics	**4.3**	mg/kg	4.2	2.7	1	09/06/17 14:20	09/08/17 21:52		
Surrogates									
o-Terphenyl (S)	112	%	62-109		1	09/06/17 14:20	09/08/17 21:52	84-15-1	J(S5)
N-Pentatriacontane (S)	100	%	42-159		1	09/06/17 14:20	09/08/17 21:52	630-07-09	
6010 MET ICP	Analytical Method: EPA 6010 Preparation Method: EPA 3050								
Arsenic	**3.9**	mg/kg	0.52	0.26	1	09/07/17 17:50	09/13/17 14:40	7440-38-2	
Cadmium	**0.026 U**	mg/kg	0.052	0.026	1	09/07/17 17:50	09/13/17 14:40	7440-43-9	
Chromium	**3.0**	mg/kg	0.26	0.13	1	09/07/17 17:50	09/13/17 14:40	7440-47-3	
Copper	**0.46**	mg/kg	0.26	0.13	1	09/07/17 17:50	09/13/17 14:40	7440-50-8	
Lead	**0.74**	mg/kg	0.52	0.26	1	09/07/17 17:50	09/13/17 14:40	7439-92-1	
8270 MSSV Short List Microwave	Analytical Method: EPA 8270 Preparation Method: EPA 3546								
Acenaphthene	**0.025 U**	mg/kg	0.069	0.025	1	09/14/17 23:00	09/15/17 20:09	83-32-9	
Acenaphthylene	**0.022 U**	mg/kg	0.069	0.022	1	09/14/17 23:00	09/15/17 20:09	208-96-8	
Anthracene	**0.021 U**	mg/kg	0.069	0.021	1	09/14/17 23:00	09/15/17 20:09	120-12-7	
Benzo(a)anthracene	**0.020 U**	mg/kg	0.069	0.020	1	09/14/17 23:00	09/15/17 20:09	56-55-3	
Benzo(a)pyrene	**0.0081 U**	mg/kg	0.069	0.0081	1	09/14/17 23:00	09/15/17 20:09	50-32-8	
Benzo(b)fluoranthene	**0.052 U**	mg/kg	0.069	0.052	1	09/14/17 23:00	09/15/17 20:09	205-99-2	
Benzo(g,h,i)perylene	**0.025 U**	mg/kg	0.069	0.025	1	09/14/17 23:00	09/15/17 20:09	191-24-2	
Benzo(k)fluoranthene	**0.015 U**	mg/kg	0.069	0.015	1	09/14/17 23:00	09/15/17 20:09	207-08-9	
Chrysene	**0.025 U**	mg/kg	0.069	0.025	1	09/14/17 23:00	09/15/17 20:09	218-01-9	
Dibenz(a,h)anthracene	**0.035 U**	mg/kg	0.069	0.035	1	09/14/17 23:00	09/15/17 20:09	53-70-3	
Fluoranthene	**0.023 U**	mg/kg	0.069	0.023	1	09/14/17 23:00	09/15/17 20:09	206-44-0	
Fluorene	**0.031 U**	mg/kg	0.069	0.031	1	09/14/17 23:00	09/15/17 20:09	86-73-7	
Indeno(1,2,3-cd)pyrene	**0.035 U**	mg/kg	0.069	0.035	1	09/14/17 23:00	09/15/17 20:09	193-39-5	
1-Methylnaphthalene	**0.024 U**	mg/kg	0.069	0.024	1	09/14/17 23:00	09/15/17 20:09	90-12-0	
2-Methylnaphthalene	**0.028 U**	mg/kg	0.069	0.028	1	09/14/17 23:00	09/15/17 20:09	91-57-6	
Naphthalene	**0.022 U**	mg/kg	0.069	0.022	1	09/14/17 23:00	09/15/17 20:09	91-20-3	
Phenanthrene	**0.026 U**	mg/kg	0.069	0.026	1	09/14/17 23:00	09/15/17 20:09	85-01-8	
Pyrene	**0.035 U**	mg/kg	0.069	0.035	1	09/14/17 23:00	09/15/17 20:09	129-00-0	CU
Surrogates									
Nitrobenzene-d5 (S)	56	%	16-123		1	09/14/17 23:00	09/15/17 20:09	4165-60-0	
2-Fluorobiphenyl (S)	88	%	32-129		1	09/14/17 23:00	09/15/17 20:09	321-60-8	
Terphenyl-d14 (S)	114	%	38-138		1	09/14/17 23:00	09/15/17 20:09	1718-51-0	
8260/5035A Volatile Organics	Analytical Method: EPA 8260								
Acetone	**0.18**	mg/kg	0.12	0.012	1		09/08/17 21:38	67-64-1	
Acetonitrile	**0.030 U**	mg/kg	0.059	0.030	1		09/08/17 21:38	75-05-8	
Benzene	**0.0019 U**	mg/kg	0.0059	0.0019	1		09/08/17 21:38	71-43-2	
Bromobenzene	**0.0023 U**	mg/kg	0.0059	0.0023	1		09/08/17 21:38	108-86-1	
Bromochloromethane	**0.0020 U**	mg/kg	0.0059	0.0020	1		09/08/17 21:38	74-97-5	
Bromodichloromethane	**0.0022 U**	mg/kg	0.0059	0.0022	1		09/08/17 21:38	75-27-4	
Bromoform	**0.0027 U**	mg/kg	0.0059	0.0027	1		09/08/17 21:38	75-25-2	
Bromomethane	**0.0029 U**	mg/kg	0.012	0.0029	1		09/08/17 21:38	74-83-9	

This report shall not be reproduced, except in full,
without the written consent of Pace Analytical Services, LLC.

Pace Analytical Services, LLC
3610 Park Central Blvd N
Pompano Beach, FL 33064
954-582-4300

ANALYTICAL RESULTS

Project: 09217186.00/Ludlum Trail
Pace Project No.: 35333909

Sample: SB-21-4 (0.5-2) **Lab ID: 35333909044** Collected: 08/31/17 15:32 Received: 09/01/17 18:00 Matrix: Solid

Results reported on a "dry weight" basis and are adjusted for percent moisture, sample size and any dilutions.

Parameters	Results	Units	PQL	MDL	DF	Prepared	Analyzed	CAS No.	Qual
8260/5035A Volatile Organics	Analytical Method: EPA 8260								
2-Butanone (MEK)	**0.0034 U**	mg/kg	0.12	0.0034	1		09/08/17 21:38	78-93-3	
n-Butylbenzene	**0.0021 U**	mg/kg	0.0059	0.0021	1		09/08/17 21:38	104-51-8	
sec-Butylbenzene	**0.0019 U**	mg/kg	0.0059	0.0019	1		09/08/17 21:38	135-98-8	
tert-Butylbenzene	**0.0023 U**	mg/kg	0.0059	0.0023	1		09/08/17 21:38	98-06-6	
Carbon disulfide	**0.0035 U**	mg/kg	0.012	0.0035	1		09/08/17 21:38	75-15-0	
Carbon tetrachloride	**0.0030 U**	mg/kg	0.0059	0.0030	1		09/08/17 21:38	56-23-5	
Chlorobenzene	**0.0022 U**	mg/kg	0.0059	0.0022	1		09/08/17 21:38	108-90-7	
Chloroethane	**0.0028 U**	mg/kg	0.012	0.0028	1		09/08/17 21:38	75-00-3	
Chloroform	**0.0019 U**	mg/kg	0.0059	0.0019	1		09/08/17 21:38	67-66-3	
Chloromethane	**0.0028 U**	mg/kg	0.012	0.0028	1		09/08/17 21:38	74-87-3	
2-Chlorotoluene	**0.0020 U**	mg/kg	0.0059	0.0020	1		09/08/17 21:38	95-49-8	
4-Chlorotoluene	**0.0021 U**	mg/kg	0.0059	0.0021	1		09/08/17 21:38	106-43-4	
Dibromochloromethane	**0.0021 U**	mg/kg	0.0059	0.0021	1		09/08/17 21:38	124-48-1	
Dibromomethane	**0.0029 U**	mg/kg	0.0059	0.0029	1		09/08/17 21:38	74-95-3	
1,2-Dichlorobenzene	**0.0022 U**	mg/kg	0.0059	0.0022	1		09/08/17 21:38	95-50-1	
1,3-Dichlorobenzene	**0.0023 U**	mg/kg	0.0059	0.0023	1		09/08/17 21:38	541-73-1	
1,4-Dichlorobenzene	**0.0020 U**	mg/kg	0.0059	0.0020	1		09/08/17 21:38	106-46-7	
Dichlorodifluoromethane	**0.0042 U**	mg/kg	0.012	0.0042	1		09/08/17 21:38	75-71-8	
1,1-Dichloroethane	**0.0018 U**	mg/kg	0.0059	0.0018	1		09/08/17 21:38	75-34-3	
1,2-Dichloroethane	**0.0026 U**	mg/kg	0.0059	0.0026	1		09/08/17 21:38	107-06-2	
1,1-Dichloroethene	**0.0021 U**	mg/kg	0.0059	0.0021	1		09/08/17 21:38	75-35-4	
cis-1,2-Dichloroethene	**0.0016 U**	mg/kg	0.0059	0.0016	1		09/08/17 21:38	156-59-2	
trans-1,2-Dichloroethene	**0.0022 U**	mg/kg	0.0059	0.0022	1		09/08/17 21:38	156-60-5	
1,2-Dichloropropane	**0.0020 U**	mg/kg	0.0059	0.0020	1		09/08/17 21:38	78-87-5	
1,3-Dichloropropane	**0.0022 U**	mg/kg	0.0059	0.0022	1		09/08/17 21:38	142-28-9	
2,2-Dichloropropane	**0.0020 U**	mg/kg	0.0059	0.0020	1		09/08/17 21:38	594-20-7	
1,1-Dichloropropene	**0.0018 U**	mg/kg	0.0059	0.0018	1		09/08/17 21:38	563-58-6	
cis-1,3-Dichloropropene	**0.0021 U**	mg/kg	0.0059	0.0021	1		09/08/17 21:38	10061-01-5	
trans-1,3-Dichloropropene	**0.0018 U**	mg/kg	0.0059	0.0018	1		09/08/17 21:38	10061-02-6	
Ethylbenzene	**0.0021 U**	mg/kg	0.0059	0.0021	1		09/08/17 21:38	100-41-4	
2-Hexanone	**0.0046 U**	mg/kg	0.059	0.0046	1		09/08/17 21:38	591-78-6	
Iodomethane	**0.012 U**	mg/kg	0.012	0.012	1		09/08/17 21:38	74-88-4	
Isopropylbenzene (Cumene)	**0.0022 U**	mg/kg	0.0059	0.0022	1		09/08/17 21:38	98-82-8	
p-Isopropyltoluene	**0.0020 U**	mg/kg	0.0059	0.0020	1		09/08/17 21:38	99-87-6	
Methylene Chloride	**0.0035 U**	mg/kg	0.023	0.0035	1		09/08/17 21:38	75-09-2	
4-Methyl-2-pentanone (MIBK)	**0.0043 U**	mg/kg	0.059	0.0043	1		09/08/17 21:38	108-10-1	
Methyl-tert-butyl ether	**0.0018 U**	mg/kg	0.0059	0.0018	1		09/08/17 21:38	1634-04-4	
n-Propylbenzene	**0.0020 U**	mg/kg	0.0059	0.0020	1		09/08/17 21:38	103-65-1	
Styrene	**0.0021 U**	mg/kg	0.0059	0.0021	1		09/08/17 21:38	100-42-5	
1,1,1,2-Tetrachloroethane	**0.0025 U**	mg/kg	0.0059	0.0025	1		09/08/17 21:38	630-20-6	
1,1,2,2-Tetrachloroethane	**0.0022 U**	mg/kg	0.0059	0.0022	1		09/08/17 21:38	79-34-5	
Tetrachloroethene	**0.0020 U**	mg/kg	0.0059	0.0020	1		09/08/17 21:38	127-18-4	
Toluene	**0.0021 U**	mg/kg	0.0059	0.0021	1		09/08/17 21:38	108-88-3	
1,2,3-Trichlorobenzene	**0.0026 U**	mg/kg	0.0059	0.0026	1		09/08/17 21:38	87-61-6	
1,2,4-Trichlorobenzene	**0.0019 U**	mg/kg	0.0059	0.0019	1		09/08/17 21:38	120-82-1	

This report shall not be reproduced, except in full,
without the written consent of Pace Analytical Services, LLC.

Pace Analytical Services, LLC
3610 Park Central Blvd N
Pompano Beach, FL 33064
954-582-4300

ANALYTICAL RESULTS

Project: 09217186.00/Ludlum Trail
Pace Project No.: 35333909

Sample: SB-21-4 (0.5-2) **Lab ID: 35333909044** Collected: 08/31/17 15:32 Received: 09/01/17 18:00 Matrix: Solid

Results reported on a "dry weight" basis and are adjusted for percent moisture, sample size and any dilutions.

Parameters	Results	Units	PQL	MDL	DF	Prepared	Analyzed	CAS No.	Qual
8260/5035A Volatile Organics	Analytical Method: EPA 8260								
1,1,1-Trichloroethane	**0.0021 U**	mg/kg	0.0059	0.0021	1		09/08/17 21:38	71-55-6	
1,1,2-Trichloroethane	**0.0025 U**	mg/kg	0.0059	0.0025	1		09/08/17 21:38	79-00-5	
Trichloroethene	**0.0025 U**	mg/kg	0.0059	0.0025	1		09/08/17 21:38	79-01-6	
Trichlorofluoromethane	**0.0026 U**	mg/kg	0.0059	0.0026	1		09/08/17 21:38	75-69-4	
1,2,3-Trichloropropane	**0.0019 U**	mg/kg	0.0059	0.0019	1		09/08/17 21:38	96-18-4	
1,2,3-Trimethylbenzene	**0.0020 U**	mg/kg	0.0059	0.0020	1		09/08/17 21:38	526-73-8	
1,2,4-Trimethylbenzene	**0.0023 U**	mg/kg	0.0059	0.0023	1		09/08/17 21:38	95-63-6	
1,3,5-Trimethylbenzene	**0.0021 U**	mg/kg	0.0059	0.0021	1		09/08/17 21:38	108-67-8	
Vinyl acetate	**0.010 U**	mg/kg	0.059	0.010	1		09/08/17 21:38	108-05-4	
Vinyl chloride	**0.0021 U**	mg/kg	0.012	0.0021	1		09/08/17 21:38	75-01-4	
Xylene (Total)	**0.0042 U**	mg/kg	0.012	0.0042	1		09/08/17 21:38	1330-20-7	
m&p-Xylene	**0.0042 U**	mg/kg	0.012	0.0042	1		09/08/17 21:38	179601-23-1	
o-Xylene	**0.0022 U**	mg/kg	0.0059	0.0022	1		09/08/17 21:38	95-47-6	
Surrogates									
Toluene-d8 (S)	98	%	70-130		1		09/08/17 21:38	2037-26-5	
4-Bromofluorobenzene (S)	94	%	70-130		1		09/08/17 21:38	460-00-4	
1,2-Dichloroethane-d4 (S)	116	%	70-132		1		09/08/17 21:38	17060-07-0	
Percent Moisture	Analytical Method: ASTM D2974-87								
Percent Moisture	**5.5**	%	0.10	0.10	1		09/05/17 15:22		

This report shall not be reproduced, except in full,
without the written consent of Pace Analytical Services, LLC.

Pace Analytical Services, LLC
3610 Park Central Blvd N
Pompano Beach, FL 33064
954-582-4300

ANALYTICAL RESULTS

Project: 09217186.00/Ludlum Trail
Pace Project No.: 35333909

Sample: SB-21-4 (2-4) **Lab ID: 35333909045** Collected: 08/31/17 15:34 Received: 09/01/17 18:00 Matrix: Solid

Results reported on a "dry weight" basis and are adjusted for percent moisture, sample size and any dilutions.

Parameters	Results	Units	PQL	MDL	DF	Prepared	Analyzed	CAS No.	Qual
Percent Moisture	Analytical Method: ASTM D2974-87								
Percent Moisture	**8.1**	%	0.10	0.10	1		09/05/17 15:22		

This report shall not be reproduced, except in full,
without the written consent of Pace Analytical Services, LLC.

Pace Analytical Services, LLC
3610 Park Central Blvd N
Pompano Beach, FL 33064
954-582-4300

ANALYTICAL RESULTS

Project: 09217186.00/Ludlum Trail
Pace Project No.: 35333909

Sample: SB-21-4 (4-6) **Lab ID: 35333909046** Collected: 08/31/17 15:36 Received: 09/01/17 18:00 Matrix: Solid

Results reported on a "dry weight" basis and are adjusted for percent moisture, sample size and any dilutions.

Parameters	Results	Units	PQL	MDL	DF	Prepared	Analyzed	CAS No.	Qual
Percent Moisture	Analytical Method: ASTM D2974-87								
Percent Moisture	**13.6**	%	0.10	0.10	1		09/05/17 15:22		

This report shall not be reproduced, except in full,
without the written consent of Pace Analytical Services, LLC.

Pace Analytical Services, LLC
3610 Park Central Blvd N
Pompano Beach, FL 33064
954-582-4300

ANALYTICAL RESULTS

Project: 09217186.00/Ludlum Trail
Pace Project No.: 35333909

Sample: SB-21-4 (6-8) **Lab ID: 35333909047** Collected: 08/31/17 15:38 Received: 09/01/17 18:00 Matrix: Solid

Results reported on a "dry weight" basis and are adjusted for percent moisture, sample size and any dilutions.

Parameters	Results	Units	PQL	MDL	DF	Prepared	Analyzed	CAS No.	Qual
Percent Moisture	Analytical Method: ASTM D2974-87								
Percent Moisture	**19.0**	%	0.10	0.10	1		09/05/17 15:22		

This report shall not be reproduced, except in full,
without the written consent of Pace Analytical Services, LLC.

Pace Analytical Services, LLC
3610 Park Central Blvd N
Pompano Beach, FL 33064
954-582-4300

ANALYTICAL RESULTS

Project: 09217186.00/Ludlum Trail
Pace Project No.: 35333909

Sample: SB-21-5 (0-0.5) **Lab ID: 35333909048** Collected: 08/31/17 16:50 Received: 09/01/17 18:00 Matrix: Solid

Results reported on a "dry weight" basis and are adjusted for percent moisture, sample size and any dilutions.

Parameters	Results	Units	PQL	MDL	DF	Prepared	Analyzed	CAS No.	Qual
FL-PRO Soil Microwave	Analytical Method: FL-PRO Preparation Method: EPA 3546								
Petroleum Range Organics	**115**	mg/kg	4.4	2.8	1	09/06/17 14:20	09/08/17 22:40		
Surrogates									
o-Terphenyl (S)	127	%	62-109		1	09/06/17 14:20	09/08/17 22:40	84-15-1	J(S5)
N-Pentatriacontane (S)	133	%	42-159		1	09/06/17 14:20	09/08/17 22:40	630-07-09	
6010 MET ICP	Analytical Method: EPA 6010 Preparation Method: EPA 3050								
Arsenic	**2.6**	mg/kg	0.57	0.29	1	09/07/17 17:50	09/13/17 14:45	7440-38-2	
Cadmium	**0.28**	mg/kg	0.057	0.029	1	09/07/17 17:50	09/13/17 14:45	7440-43-9	
Chromium	**4.4**	mg/kg	0.29	0.14	1	09/07/17 17:50	09/13/17 14:45	7440-47-3	
Copper	**8.6**	mg/kg	0.29	0.14	1	09/07/17 17:50	09/13/17 14:45	7440-50-8	
Lead	**30.8**	mg/kg	0.57	0.29	1	09/07/17 17:50	09/13/17 14:45	7439-92-1	
8270 MSSV Short List Microwave	Analytical Method: EPA 8270 Preparation Method: EPA 3546								
Acenaphthene	**0.014 U**	mg/kg	0.037	0.014	1	09/14/17 23:00	09/16/17 13:02	83-32-9	
Acenaphthylene	**0.54**	mg/kg	0.037	0.012	1	09/14/17 23:00	09/16/17 13:02	208-96-8	
Anthracene	**0.40**	mg/kg	0.037	0.011	1	09/14/17 23:00	09/16/17 13:02	120-12-7	
Benzo(a)anthracene	**1.9**	mg/kg	0.037	0.011	1	09/14/17 23:00	09/16/17 13:02	56-55-3	
Benzo(a)pyrene	**2.0**	mg/kg	0.037	0.0043	1	09/14/17 23:00	09/16/17 13:02	50-32-8	
Benzo(b)fluoranthene	**2.7**	mg/kg	0.037	0.028	1	09/14/17 23:00	09/16/17 13:02	205-99-2	
Benzo(g,h,i)perylene	**1.5**	mg/kg	0.037	0.013	1	09/14/17 23:00	09/16/17 13:02	191-24-2	
Benzo(k)fluoranthene	**1.4**	mg/kg	0.037	0.0080	1	09/14/17 23:00	09/16/17 13:02	207-08-9	
Chrysene	**1.8**	mg/kg	0.037	0.013	1	09/14/17 23:00	09/16/17 13:02	218-01-9	
Dibenz(a,h)anthracene	**0.30**	mg/kg	0.037	0.019	1	09/14/17 23:00	09/16/17 13:02	53-70-3	
Fluoranthene	**2.0**	mg/kg	0.037	0.012	1	09/14/17 23:00	09/16/17 13:02	206-44-0	
Fluorene	**0.045**	mg/kg	0.037	0.017	1	09/14/17 23:00	09/16/17 13:02	86-73-7	
Indeno(1,2,3-cd)pyrene	**1.1**	mg/kg	0.037	0.019	1	09/14/17 23:00	09/16/17 13:02	193-39-5	
1-Methylnaphthalene	**0.038**	mg/kg	0.037	0.013	1	09/14/17 23:00	09/16/17 13:02	90-12-0	
2-Methylnaphthalene	**0.044**	mg/kg	0.037	0.015	1	09/14/17 23:00	09/16/17 13:02	91-57-6	
Naphthalene	**0.051**	mg/kg	0.037	0.012	1	09/14/17 23:00	09/16/17 13:02	91-20-3	
Phenanthrene	**0.44**	mg/kg	0.037	0.014	1	09/14/17 23:00	09/16/17 13:02	85-01-8	
Pyrene	**2.6**	mg/kg	0.037	0.019	1	09/14/17 23:00	09/16/17 13:02	129-00-0	
Surrogates									
Nitrobenzene-d5 (S)	53	%	16-123		1	09/14/17 23:00	09/16/17 13:02	4165-60-0	
2-Fluorobiphenyl (S)	68	%	32-129		1	09/14/17 23:00	09/16/17 13:02	321-60-8	
Terphenyl-d14 (S)	75	%	38-138		1	09/14/17 23:00	09/16/17 13:02	1718-51-0	
8270 MSSV PAH by SIM SPLP	Analytical Method: EPA 8270 by SIM Preparation Method: EPA 3510 Leachate Method/Date: EPA 1312; 09/18/17 15:40								
Acenaphthene	**0.025 U**	ug/L	0.50	0.025	1	09/21/17 00:26	09/21/17 19:30	83-32-9	Q
Acenaphthylene	**0.025 U**	ug/L	0.50	0.025	1	09/21/17 00:26	09/21/17 19:30	208-96-8	Q
Anthracene	**0.025 U**	ug/L	0.50	0.025	1	09/21/17 00:26	09/21/17 19:30	120-12-7	Q
Benzo(a)anthracene	**0.025 U**	ug/L	0.10	0.025	1	09/21/17 00:26	09/21/17 19:30	56-55-3	Q
Benzo(a)pyrene	**1.2**	ug/L	0.10	0.025	1	09/21/17 00:26	09/21/17 19:30	50-32-8	Q
Benzo(b)fluoranthene	**0.97**	ug/L	0.10	0.025	1	09/21/17 00:26	09/21/17 19:30	205-99-2	Q
Benzo(g,h,i)perylene	**0.82**	ug/L	0.50	0.028	1	09/21/17 00:26	09/21/17 19:30	191-24-2	Q

This report shall not be reproduced, except in full,
without the written consent of Pace Analytical Services, LLC.

Pace Analytical Services, LLC
3610 Park Central Blvd N
Pompano Beach, FL 33064
954-582-4300

ANALYTICAL RESULTS

Project: 09217186.00/Ludlum Trail
Pace Project No.: 35333909

Sample: SB-21-5 (0-0.5) **Lab ID: 35333909048** Collected: 08/31/17 16:50 Received: 09/01/17 18:00 Matrix: Solid

Results reported on a "dry weight" basis and are adjusted for percent moisture, sample size and any dilutions.

Parameters	Results	Units	PQL	MDL	DF	Prepared	Analyzed	CAS No.	Qual
8270 MSSV PAH by SIM SPLP	Analytical Method: EPA 8270 by SIM Preparation Method: EPA 3510								
	Leachate Method/Date: EPA 1312; 09/18/17 15:40								
Benzo(k)fluoranthene	**0.025 U**	ug/L	0.50	0.025	1	09/21/17 00:26	09/21/17 19:30	207-08-9	Q
Chrysene	**0.025 U**	ug/L	0.50	0.025	1	09/21/17 00:26	09/21/17 19:30	218-01-9	Q
Dibenz(a,h)anthracene	**0.87**	ug/L	0.10	0.034	1	09/21/17 00:26	09/21/17 19:30	53-70-3	Q
Fluoranthene	**0.96**	ug/L	0.50	0.025	1	09/21/17 00:26	09/21/17 19:30	206-44-0	Q
Fluorene	**0.025 U**	ug/L	0.50	0.025	1	09/21/17 00:26	09/21/17 19:30	86-73-7	Q
Indeno(1,2,3-cd)pyrene	**1.0**	ug/L	0.10	0.029	1	09/21/17 00:26	09/21/17 19:30	193-39-5	Q
1-Methylnaphthalene	**1.0 U**	ug/L	2.0	1.0	1	09/21/17 00:26	09/21/17 19:30	90-12-0	Q
2-Methylnaphthalene	**1.0 U**	ug/L	2.0	1.0	1	09/21/17 00:26	09/21/17 19:30	91-57-6	Q
Naphthalene	**1.0 U**	ug/L	2.0	1.0	1	09/21/17 00:26	09/21/17 19:30	91-20-3	Q
Phenanthrene	**0.050 U**	ug/L	0.50	0.050	1	09/21/17 00:26	09/21/17 19:30	85-01-8	Q
Pyrene	**0.95**	ug/L	0.50	0.025	1	09/21/17 00:26	09/21/17 19:30	129-00-0	Q
Surrogates									
2-Fluorobiphenyl (S)	74	%	33-101		1	09/21/17 00:26	09/21/17 19:30	321-60-8	
Terphenyl-d14 (S)	87	%	38-115		1	09/21/17 00:26	09/21/17 19:30	1718-51-0	
8260/5035A Volatile Organics	Analytical Method: EPA 8260								
Acetone	**0.19**	mg/kg	0.12	0.012	1		09/08/17 21:58	67-64-1	
Acetonitrile	**0.030 U**	mg/kg	0.058	0.030	1		09/08/17 21:58	75-05-8	
Benzene	**0.0019 U**	mg/kg	0.0058	0.0019	1		09/08/17 21:58	71-43-2	
Bromobenzene	**0.0023 U**	mg/kg	0.0058	0.0023	1		09/08/17 21:58	108-86-1	
Bromochloromethane	**0.0020 U**	mg/kg	0.0058	0.0020	1		09/08/17 21:58	74-97-5	
Bromodichloromethane	**0.0022 U**	mg/kg	0.0058	0.0022	1		09/08/17 21:58	75-27-4	
Bromoform	**0.0027 U**	mg/kg	0.0058	0.0027	1		09/08/17 21:58	75-25-2	
Bromomethane	**0.0029 U**	mg/kg	0.012	0.0029	1		09/08/17 21:58	74-83-9	
2-Butanone (MEK)	**0.0034 U**	mg/kg	0.12	0.0034	1		09/08/17 21:58	78-93-3	
n-Butylbenzene	**0.0021 U**	mg/kg	0.0058	0.0021	1		09/08/17 21:58	104-51-8	
sec-Butylbenzene	**0.0019 U**	mg/kg	0.0058	0.0019	1		09/08/17 21:58	135-98-8	
tert-Butylbenzene	**0.0023 U**	mg/kg	0.0058	0.0023	1		09/08/17 21:58	98-06-6	
Carbon disulfide	**0.0035 U**	mg/kg	0.012	0.0035	1		09/08/17 21:58	75-15-0	
Carbon tetrachloride	**0.0030 U**	mg/kg	0.0058	0.0030	1		09/08/17 21:58	56-23-5	
Chlorobenzene	**0.0022 U**	mg/kg	0.0058	0.0022	1		09/08/17 21:58	108-90-7	
Chloroethane	**0.0028 U**	mg/kg	0.012	0.0028	1		09/08/17 21:58	75-00-3	
Chloroform	**0.0019 U**	mg/kg	0.0058	0.0019	1		09/08/17 21:58	67-66-3	
Chloromethane	**0.0028 U**	mg/kg	0.012	0.0028	1		09/08/17 21:58	74-87-3	
2-Chlorotoluene	**0.0020 U**	mg/kg	0.0058	0.0020	1		09/08/17 21:58	95-49-8	
4-Chlorotoluene	**0.0021 U**	mg/kg	0.0058	0.0021	1		09/08/17 21:58	106-43-4	
Dibromochloromethane	**0.0021 U**	mg/kg	0.0058	0.0021	1		09/08/17 21:58	124-48-1	
Dibromomethane	**0.0029 U**	mg/kg	0.0058	0.0029	1		09/08/17 21:58	74-95-3	
1,2-Dichlorobenzene	**0.0022 U**	mg/kg	0.0058	0.0022	1		09/08/17 21:58	95-50-1	
1,3-Dichlorobenzene	**0.0023 U**	mg/kg	0.0058	0.0023	1		09/08/17 21:58	541-73-1	
1,4-Dichlorobenzene	**0.0020 U**	mg/kg	0.0058	0.0020	1		09/08/17 21:58	106-46-7	
Dichlorodifluoromethane	**0.0042 U**	mg/kg	0.012	0.0042	1		09/08/17 21:58	75-71-8	
1,1-Dichloroethane	**0.0017 U**	mg/kg	0.0058	0.0017	1		09/08/17 21:58	75-34-3	
1,2-Dichloroethane	**0.0026 U**	mg/kg	0.0058	0.0026	1		09/08/17 21:58	107-06-2	

This report shall not be reproduced, except in full,
without the written consent of Pace Analytical Services, LLC.

Pace Analytical Services, LLC
3610 Park Central Blvd N
Pompano Beach, FL 33064
954-582-4300

ANALYTICAL RESULTS

Project: 09217186.00/Ludlum Trail
Pace Project No.: 35333909

Sample: SB-21-5 (0-0.5) **Lab ID: 35333909048** Collected: 08/31/17 16:50 Received: 09/01/17 18:00 Matrix: Solid

Results reported on a "dry weight" basis and are adjusted for percent moisture, sample size and any dilutions.

Parameters	Results	Units	PQL	MDL	DF	Prepared	Analyzed	CAS No.	Qual
8260/5035A Volatile Organics	Analytical Method: EPA 8260								
1,1-Dichloroethene	**0.0021 U**	mg/kg	0.0058	0.0021	1		09/08/17 21:58	75-35-4	
cis-1,2-Dichloroethene	**0.0016 U**	mg/kg	0.0058	0.0016	1		09/08/17 21:58	156-59-2	
trans-1,2-Dichloroethene	**0.0022 U**	mg/kg	0.0058	0.0022	1		09/08/17 21:58	156-60-5	
1,2-Dichloropropane	**0.0020 U**	mg/kg	0.0058	0.0020	1		09/08/17 21:58	78-87-5	
1,3-Dichloropropane	**0.0022 U**	mg/kg	0.0058	0.0022	1		09/08/17 21:58	142-28-9	
2,2-Dichloropropane	**0.0020 U**	mg/kg	0.0058	0.0020	1		09/08/17 21:58	594-20-7	
1,1-Dichloropropene	**0.0017 U**	mg/kg	0.0058	0.0017	1		09/08/17 21:58	563-58-6	
cis-1,3-Dichloropropene	**0.0021 U**	mg/kg	0.0058	0.0021	1		09/08/17 21:58	10061-01-5	
trans-1,3-Dichloropropene	**0.0017 U**	mg/kg	0.0058	0.0017	1		09/08/17 21:58	10061-02-6	
Ethylbenzene	**0.0021 U**	mg/kg	0.0058	0.0021	1		09/08/17 21:58	100-41-4	
2-Hexanone	**0.0045 U**	mg/kg	0.058	0.0045	1		09/08/17 21:58	591-78-6	
Iodomethane	**0.011 U**	mg/kg	0.012	0.011	1		09/08/17 21:58	74-88-4	
Isopropylbenzene (Cumene)	**0.0022 U**	mg/kg	0.0058	0.0022	1		09/08/17 21:58	98-82-8	
p-Isopropyltoluene	**0.0020 U**	mg/kg	0.0058	0.0020	1		09/08/17 21:58	99-87-6	
Methylene Chloride	**0.0035 U**	mg/kg	0.023	0.0035	1		09/08/17 21:58	75-09-2	
4-Methyl-2-pentanone (MIBK)	**0.0043 U**	mg/kg	0.058	0.0043	1		09/08/17 21:58	108-10-1	
Methyl-tert-butyl ether	**0.0017 U**	mg/kg	0.0058	0.0017	1		09/08/17 21:58	1634-04-4	
n-Propylbenzene	**0.0020 U**	mg/kg	0.0058	0.0020	1		09/08/17 21:58	103-65-1	
Styrene	**0.0021 U**	mg/kg	0.0058	0.0021	1		09/08/17 21:58	100-42-5	
1,1,1,2-Tetrachloroethane	**0.0024 U**	mg/kg	0.0058	0.0024	1		09/08/17 21:58	630-20-6	
1,1,2,2-Tetrachloroethane	**0.0022 U**	mg/kg	0.0058	0.0022	1		09/08/17 21:58	79-34-5	
Tetrachloroethene	**0.0020 U**	mg/kg	0.0058	0.0020	1		09/08/17 21:58	127-18-4	
Toluene	**0.0021 U**	mg/kg	0.0058	0.0021	1		09/08/17 21:58	108-88-3	
1,2,3-Trichlorobenzene	**0.0026 U**	mg/kg	0.0058	0.0026	1		09/08/17 21:58	87-61-6	
1,2,4-Trichlorobenzene	**0.0019 U**	mg/kg	0.0058	0.0019	1		09/08/17 21:58	120-82-1	
1,1,1-Trichloroethane	**0.0021 U**	mg/kg	0.0058	0.0021	1		09/08/17 21:58	71-55-6	
1,1,2-Trichloroethane	**0.0024 U**	mg/kg	0.0058	0.0024	1		09/08/17 21:58	79-00-5	
Trichloroethene	**0.0024 U**	mg/kg	0.0058	0.0024	1		09/08/17 21:58	79-01-6	
Trichlorofluoromethane	**0.0026 U**	mg/kg	0.0058	0.0026	1		09/08/17 21:58	75-69-4	
1,2,3-Trichloropropane	**0.0019 U**	mg/kg	0.0058	0.0019	1		09/08/17 21:58	96-18-4	
1,2,3-Trimethylbenzene	**0.0020 U**	mg/kg	0.0058	0.0020	1		09/08/17 21:58	526-73-8	
1,2,4-Trimethylbenzene	**0.0023 U**	mg/kg	0.0058	0.0023	1		09/08/17 21:58	95-63-6	
1,3,5-Trimethylbenzene	**0.0021 U**	mg/kg	0.0058	0.0021	1		09/08/17 21:58	108-67-8	
Vinyl acetate	**0.010 U**	mg/kg	0.058	0.010	1		09/08/17 21:58	108-05-4	
Vinyl chloride	**0.0021 U**	mg/kg	0.012	0.0021	1		09/08/17 21:58	75-01-4	
Xylene (Total)	**0.0042 U**	mg/kg	0.012	0.0042	1		09/08/17 21:58	1330-20-7	
m&p-Xylene	**0.0042 U**	mg/kg	0.012	0.0042	1		09/08/17 21:58	179601-23-1	
o-Xylene	**0.0022 U**	mg/kg	0.0058	0.0022	1		09/08/17 21:58	95-47-6	
Surrogates									
Toluene-d8 (S)	99	%	70-130		1		09/08/17 21:58	2037-26-5	
4-Bromofluorobenzene (S)	89	%	70-130		1		09/08/17 21:58	460-00-4	
1,2-Dichloroethane-d4 (S)	114	%	70-132		1		09/08/17 21:58	17060-07-0	
Percent Moisture	Analytical Method: ASTM D2974-87								
Percent Moisture	**9.1**	%	0.10	0.10	1		09/05/17 15:22		

REPORT OF LABORATORY ANALYSIS

This report shall not be reproduced, except in full,
without the written consent of Pace Analytical Services, LLC.

Pace Analytical Services, LLC
3610 Park Central Blvd N
Pompano Beach, FL 33064
954-582-4300

ANALYTICAL RESULTS

Project: 09217186.00/Ludlum Trail
Pace Project No.: 35333909

Sample: SB-21-5 (0.5-2) **Lab ID: 35333909049** Collected: 08/31/17 16:53 Received: 09/01/17 18:00 Matrix: Solid

Results reported on a "dry weight" basis and are adjusted for percent moisture, sample size and any dilutions.

Parameters	Results	Units	PQL	MDL	DF	Prepared	Analyzed	CAS No.	Qual
FL-PRO Soil Microwave	Analytical Method: FL-PRO Preparation Method: EPA 3546								
Petroleum Range Organics	**40.6**	mg/kg	4.4	2.8	1	09/06/17 14:20	09/08/17 22:41		
Surrogates									
o-Terphenyl (S)	135	%	62-109		1	09/06/17 14:20	09/08/17 22:41	84-15-1	J(S5)
N-Pentatriacontane (S)	113	%	42-159		1	09/06/17 14:20	09/08/17 22:41	630-07-09	
6010 MET ICP	Analytical Method: EPA 6010 Preparation Method: EPA 3050								
Arsenic	**2.0**	mg/kg	0.50	0.25	1	09/07/17 19:00	09/13/17 15:00	7440-38-2	
Cadmium	**0.23**	mg/kg	0.050	0.025	1	09/07/17 19:00	09/13/17 15:00	7440-43-9	
Chromium	**6.4**	mg/kg	0.25	0.13	1	09/07/17 19:00	09/13/17 15:00	7440-47-3	
Copper	**5.8**	mg/kg	0.25	0.13	1	09/07/17 19:00	09/13/17 15:00	7440-50-8	
Lead	**17.0**	mg/kg	0.50	0.25	1	09/07/17 19:00	09/13/17 15:00	7439-92-1	J(M1), J(R1)
8270 MSSV Short List Microwave	Analytical Method: EPA 8270 Preparation Method: EPA 3546								
Acenaphthene	**0.027 U**	mg/kg	0.073	0.027	1	09/14/17 23:00	09/16/17 13:24	83-32-9	
Acenaphthylene	**0.25**	mg/kg	0.073	0.023	1	09/14/17 23:00	09/16/17 13:24	208-96-8	
Anthracene	**0.17**	mg/kg	0.073	0.022	1	09/14/17 23:00	09/16/17 13:24	120-12-7	
Benzo(a)anthracene	**0.81**	mg/kg	0.073	0.021	1	09/14/17 23:00	09/16/17 13:24	56-55-3	
Benzo(a)pyrene	**0.94**	mg/kg	0.073	0.0085	1	09/14/17 23:00	09/16/17 13:24	50-32-8	
Benzo(b)fluoranthene	**1.3**	mg/kg	0.073	0.055	1	09/14/17 23:00	09/16/17 13:24	205-99-2	
Benzo(g,h,i)perylene	**0.61**	mg/kg	0.073	0.026	1	09/14/17 23:00	09/16/17 13:24	191-24-2	
Benzo(k)fluoranthene	**0.68**	mg/kg	0.073	0.016	1	09/14/17 23:00	09/16/17 13:24	207-08-9	
Chrysene	**0.79**	mg/kg	0.073	0.026	1	09/14/17 23:00	09/16/17 13:24	218-01-9	
Dibenz(a,h)anthracene	**0.19**	mg/kg	0.073	0.037	1	09/14/17 23:00	09/16/17 13:24	53-70-3	
Fluoranthene	**0.87**	mg/kg	0.073	0.024	1	09/14/17 23:00	09/16/17 13:24	206-44-0	
Fluorene	**0.033 U**	mg/kg	0.073	0.033	1	09/14/17 23:00	09/16/17 13:24	86-73-7	
Indeno(1,2,3-cd)pyrene	**0.53**	mg/kg	0.073	0.037	1	09/14/17 23:00	09/16/17 13:24	193-39-5	
1-Methylnaphthalene	**0.026 U**	mg/kg	0.073	0.026	1	09/14/17 23:00	09/16/17 13:24	90-12-0	
2-Methylnaphthalene	**0.030 U**	mg/kg	0.073	0.030	1	09/14/17 23:00	09/16/17 13:24	91-57-6	
Naphthalene	**0.025 I**	mg/kg	0.073	0.024	1	09/14/17 23:00	09/16/17 13:24	91-20-3	
Phenanthrene	**0.20**	mg/kg	0.073	0.028	1	09/14/17 23:00	09/16/17 13:24	85-01-8	
Pyrene	**1.3**	mg/kg	0.073	0.037	1	09/14/17 23:00	09/16/17 13:24	129-00-0	
Surrogates									
Nitrobenzene-d5 (S)	65	%	16-123		1	09/14/17 23:00	09/16/17 13:24	4165-60-0	
2-Fluorobiphenyl (S)	84	%	32-129		1	09/14/17 23:00	09/16/17 13:24	321-60-8	
Terphenyl-d14 (S)	95	%	38-138		1	09/14/17 23:00	09/16/17 13:24	1718-51-0	
8260/5035A Volatile Organics	Analytical Method: EPA 8260								
Acetone	**0.055 I**	mg/kg	0.12	0.012	1		09/08/17 22:18	67-64-1	
Acetonitrile	**0.030 U**	mg/kg	0.058	0.030	1		09/08/17 22:18	75-05-8	
Benzene	**0.0019 U**	mg/kg	0.0058	0.0019	1		09/08/17 22:18	71-43-2	
Bromobenzene	**0.0023 U**	mg/kg	0.0058	0.0023	1		09/08/17 22:18	108-86-1	
Bromochloromethane	**0.0020 U**	mg/kg	0.0058	0.0020	1		09/08/17 22:18	74-97-5	
Bromodichloromethane	**0.0022 U**	mg/kg	0.0058	0.0022	1		09/08/17 22:18	75-27-4	
Bromoform	**0.0027 U**	mg/kg	0.0058	0.0027	1		09/08/17 22:18	75-25-2	

This report shall not be reproduced, except in full,
without the written consent of Pace Analytical Services, LLC.

Pace Analytical Services, LLC
3610 Park Central Blvd N
Pompano Beach, FL 33064
954-582-4300

ANALYTICAL RESULTS

Project: 09217186.00/Ludlum Trail
Pace Project No.: 35333909

Sample: SB-21-5 (0.5-2) **Lab ID: 35333909049** Collected: 08/31/17 16:53 Received: 09/01/17 18:00 Matrix: Solid

Results reported on a "dry weight" basis and are adjusted for percent moisture, sample size and any dilutions.

Parameters	Results	Units	PQL	MDL	DF	Prepared	Analyzed	CAS No.	Qual
8260/5035A Volatile Organics	Analytical Method: EPA 8260								
Bromomethane	**0.0029 U**	mg/kg	0.012	0.0029	1		09/08/17 22:18	74-83-9	
2-Butanone (MEK)	**0.0034 U**	mg/kg	0.12	0.0034	1		09/08/17 22:18	78-93-3	
n-Butylbenzene	**0.0021 U**	mg/kg	0.0058	0.0021	1		09/08/17 22:18	104-51-8	
sec-Butylbenzene	**0.0019 U**	mg/kg	0.0058	0.0019	1		09/08/17 22:18	135-98-8	
tert-Butylbenzene	**0.0023 U**	mg/kg	0.0058	0.0023	1		09/08/17 22:18	98-06-6	
Carbon disulfide	**0.0035 U**	mg/kg	0.012	0.0035	1		09/08/17 22:18	75-15-0	
Carbon tetrachloride	**0.0030 U**	mg/kg	0.0058	0.0030	1		09/08/17 22:18	56-23-5	
Chlorobenzene	**0.0022 U**	mg/kg	0.0058	0.0022	1		09/08/17 22:18	108-90-7	
Chloroethane	**0.0028 U**	mg/kg	0.012	0.0028	1		09/08/17 22:18	75-00-3	
Chloroform	**0.0019 U**	mg/kg	0.0058	0.0019	1		09/08/17 22:18	67-66-3	
Chloromethane	**0.0028 U**	mg/kg	0.012	0.0028	1		09/08/17 22:18	74-87-3	
2-Chlorotoluene	**0.0020 U**	mg/kg	0.0058	0.0020	1		09/08/17 22:18	95-49-8	
4-Chlorotoluene	**0.0021 U**	mg/kg	0.0058	0.0021	1		09/08/17 22:18	106-43-4	
Dibromochloromethane	**0.0021 U**	mg/kg	0.0058	0.0021	1		09/08/17 22:18	124-48-1	
Dibromomethane	**0.0029 U**	mg/kg	0.0058	0.0029	1		09/08/17 22:18	74-95-3	
1,2-Dichlorobenzene	**0.0022 U**	mg/kg	0.0058	0.0022	1		09/08/17 22:18	95-50-1	
1,3-Dichlorobenzene	**0.0023 U**	mg/kg	0.0058	0.0023	1		09/08/17 22:18	541-73-1	
1,4-Dichlorobenzene	**0.0020 U**	mg/kg	0.0058	0.0020	1		09/08/17 22:18	106-46-7	
Dichlorodifluoromethane	**0.0042 U**	mg/kg	0.012	0.0042	1		09/08/17 22:18	75-71-8	
1,1-Dichloroethane	**0.0017 U**	mg/kg	0.0058	0.0017	1		09/08/17 22:18	75-34-3	
1,2-Dichloroethane	**0.0026 U**	mg/kg	0.0058	0.0026	1		09/08/17 22:18	107-06-2	
1,1-Dichloroethene	**0.0021 U**	mg/kg	0.0058	0.0021	1		09/08/17 22:18	75-35-4	
cis-1,2-Dichloroethene	**0.0016 U**	mg/kg	0.0058	0.0016	1		09/08/17 22:18	156-59-2	
trans-1,2-Dichloroethene	**0.0022 U**	mg/kg	0.0058	0.0022	1		09/08/17 22:18	156-60-5	
1,2-Dichloropropane	**0.0020 U**	mg/kg	0.0058	0.0020	1		09/08/17 22:18	78-87-5	
1,3-Dichloropropane	**0.0022 U**	mg/kg	0.0058	0.0022	1		09/08/17 22:18	142-28-9	
2,2-Dichloropropane	**0.0020 U**	mg/kg	0.0058	0.0020	1		09/08/17 22:18	594-20-7	
1,1-Dichloropropene	**0.0017 U**	mg/kg	0.0058	0.0017	1		09/08/17 22:18	563-58-6	
cis-1,3-Dichloropropene	**0.0021 U**	mg/kg	0.0058	0.0021	1		09/08/17 22:18	10061-01-5	
trans-1,3-Dichloropropene	**0.0017 U**	mg/kg	0.0058	0.0017	1		09/08/17 22:18	10061-02-6	
Ethylbenzene	**0.0021 U**	mg/kg	0.0058	0.0021	1		09/08/17 22:18	100-41-4	
2-Hexanone	**0.0045 U**	mg/kg	0.058	0.0045	1		09/08/17 22:18	591-78-6	
Iodomethane	**0.012 U**	mg/kg	0.012	0.012	1		09/08/17 22:18	74-88-4	
Isopropylbenzene (Cumene)	**0.0022 U**	mg/kg	0.0058	0.0022	1		09/08/17 22:18	98-82-8	
p-Isopropyltoluene	**0.0020 U**	mg/kg	0.0058	0.0020	1		09/08/17 22:18	99-87-6	
Methylene Chloride	**0.0035 U**	mg/kg	0.023	0.0035	1		09/08/17 22:18	75-09-2	
4-Methyl-2-pentanone (MIBK)	**0.0043 U**	mg/kg	0.058	0.0043	1		09/08/17 22:18	108-10-1	
Methyl-tert-butyl ether	**0.0017 U**	mg/kg	0.0058	0.0017	1		09/08/17 22:18	1634-04-4	
n-Propylbenzene	**0.0020 U**	mg/kg	0.0058	0.0020	1		09/08/17 22:18	103-65-1	
Styrene	**0.0021 U**	mg/kg	0.0058	0.0021	1		09/08/17 22:18	100-42-5	
1,1,1,2-Tetrachloroethane	**0.0024 U**	mg/kg	0.0058	0.0024	1		09/08/17 22:18	630-20-6	
1,1,2,2-Tetrachloroethane	**0.0022 U**	mg/kg	0.0058	0.0022	1		09/08/17 22:18	79-34-5	
Tetrachloroethene	**0.0020 U**	mg/kg	0.0058	0.0020	1		09/08/17 22:18	127-18-4	
Toluene	**0.0021 U**	mg/kg	0.0058	0.0021	1		09/08/17 22:18	108-88-3	
1,2,3-Trichlorobenzene	**0.0026 U**	mg/kg	0.0058	0.0026	1		09/08/17 22:18	87-61-6	

This report shall not be reproduced, except in full,
without the written consent of Pace Analytical Services, LLC.

Pace Analytical Services, LLC
3610 Park Central Blvd N
Pompano Beach, FL 33064
954-582-4300

ANALYTICAL RESULTS

Project: 09217186.00/Ludlum Trail
Pace Project No.: 35333909

Sample: SB-21-5 (0.5-2) **Lab ID: 35333909049** Collected: 08/31/17 16:53 Received: 09/01/17 18:00 Matrix: Solid

Results reported on a "dry weight" basis and are adjusted for percent moisture, sample size and any dilutions.

Parameters	Results	Units	PQL	MDL	DF	Prepared	Analyzed	CAS No.	Qual
8260/5035A Volatile Organics	Analytical Method: EPA 8260								
1,2,4-Trichlorobenzene	**0.0019 U**	mg/kg	0.0058	0.0019	1		09/08/17 22:18	120-82-1	
1,1,1-Trichloroethane	**0.0021 U**	mg/kg	0.0058	0.0021	1		09/08/17 22:18	71-55-6	
1,1,2-Trichloroethane	**0.0024 U**	mg/kg	0.0058	0.0024	1		09/08/17 22:18	79-00-5	
Trichloroethene	**0.0024 U**	mg/kg	0.0058	0.0024	1		09/08/17 22:18	79-01-6	
Trichlorofluoromethane	**0.0026 U**	mg/kg	0.0058	0.0026	1		09/08/17 22:18	75-69-4	
1,2,3-Trichloropropane	**0.0019 U**	mg/kg	0.0058	0.0019	1		09/08/17 22:18	96-18-4	
1,2,3-Trimethylbenzene	**0.0020 U**	mg/kg	0.0058	0.0020	1		09/08/17 22:18	526-73-8	
1,2,4-Trimethylbenzene	**0.0023 U**	mg/kg	0.0058	0.0023	1		09/08/17 22:18	95-63-6	
1,3,5-Trimethylbenzene	**0.0021 U**	mg/kg	0.0058	0.0021	1		09/08/17 22:18	108-67-8	
Vinyl acetate	**0.010 U**	mg/kg	0.058	0.010	1		09/08/17 22:18	108-05-4	
Vinyl chloride	**0.0021 U**	mg/kg	0.012	0.0021	1		09/08/17 22:18	75-01-4	
Xylene (Total)	**0.0042 U**	mg/kg	0.012	0.0042	1		09/08/17 22:18	1330-20-7	
m&p-Xylene	**0.0042 U**	mg/kg	0.012	0.0042	1		09/08/17 22:18	179601-23-1	
o-Xylene	**0.0022 U**	mg/kg	0.0058	0.0022	1		09/08/17 22:18	95-47-6	
Surrogates									
Toluene-d8 (S)	100	%	70-130		1		09/08/17 22:18	2037-26-5	
4-Bromofluorobenzene (S)	91	%	70-130		1		09/08/17 22:18	460-00-4	
1,2-Dichloroethane-d4 (S)	115	%	70-132		1		09/08/17 22:18	17060-07-0	
Percent Moisture	Analytical Method: ASTM D2974-87								
Percent Moisture	**10.2**	%	0.10	0.10	1		09/05/17 15:23		

This report shall not be reproduced, except in full,
without the written consent of Pace Analytical Services, LLC.

Pace Analytical Services, LLC
3610 Park Central Blvd N
Pompano Beach, FL 33064
954-582-4300

ANALYTICAL RESULTS

Project: 09217186.00/Ludlum Trail
Pace Project No.: 35333909

Sample: SB-4 (0-0.5) **Lab ID: 35333909050** Collected: 09/01/17 11:06 Received: 09/01/17 18:00 Matrix: Solid

Results reported on a "dry weight" basis and are adjusted for percent moisture, sample size and any dilutions.

Parameters	Results	Units	PQL	MDL	DF	Prepared	Analyzed	CAS No.	Qual
FL-PRO Soil Microwave	Analytical Method: FL-PRO Preparation Method: EPA 3546								
Petroleum Range Organics	**27.2**	mg/kg	4.1	2.6	1	09/06/17 23:37	09/08/17 23:29		
Surrogates									
o-Terphenyl (S)	100	%	62-109		1	09/06/17 23:37	09/08/17 23:29	84-15-1	
N-Pentatriacontane (S)	104	%	42-159		1	09/06/17 23:37	09/08/17 23:29	630-07-09	
6010 MET ICP	Analytical Method: EPA 6010 Preparation Method: EPA 3050								
Arsenic	**1.7**	mg/kg	0.53	0.27	1	09/07/17 19:00	09/13/17 15:20	7440-38-2	
Cadmium	**0.074**	mg/kg	0.053	0.027	1	09/07/17 19:00	09/13/17 15:20	7440-43-9	
Chromium	**1.7**	mg/kg	0.27	0.13	1	09/07/17 19:00	09/13/17 15:20	7440-47-3	
Copper	**3.8**	mg/kg	0.27	0.13	1	09/07/17 19:00	09/13/17 15:20	7440-50-8	
Lead	**17.8**	mg/kg	0.53	0.27	1	09/07/17 19:00	09/13/17 15:20	7439-92-1	
8270 MSSV Short List Microwave	Analytical Method: EPA 8270 Preparation Method: EPA 3546								
Acenaphthene	**0.013 U**	mg/kg	0.034	0.013	1	09/07/17 00:19	09/08/17 04:10	83-32-9	
Acenaphthylene	**0.15**	mg/kg	0.034	0.011	1	09/07/17 00:19	09/08/17 04:10	208-96-8	
Anthracene	**0.048**	mg/kg	0.034	0.011	1	09/07/17 00:19	09/08/17 04:10	120-12-7	
Benzo(a)anthracene	**0.31**	mg/kg	0.034	0.010	1	09/07/17 00:19	09/08/17 04:10	56-55-3	
Benzo(a)pyrene	**0.54**	mg/kg	0.034	0.0040	1	09/07/17 00:19	09/08/17 04:10	50-32-8	
Benzo(b)fluoranthene	**0.76**	mg/kg	0.034	0.026	1	09/07/17 00:19	09/08/17 04:10	205-99-2	
Benzo(g,h,i)perylene	**0.47**	mg/kg	0.034	0.012	1	09/07/17 00:19	09/08/17 04:10	191-24-2	
Benzo(k)fluoranthene	**0.40**	mg/kg	0.034	0.0074	1	09/07/17 00:19	09/08/17 04:10	207-08-9	
Chrysene	**0.43**	mg/kg	0.034	0.012	1	09/07/17 00:19	09/08/17 04:10	218-01-9	
Dibenz(a,h)anthracene	**0.11**	mg/kg	0.034	0.017	1	09/07/17 00:19	09/08/17 04:10	53-70-3	
Fluoranthene	**0.23**	mg/kg	0.034	0.011	1	09/07/17 00:19	09/08/17 04:10	206-44-0	
Fluorene	**0.016 U**	mg/kg	0.034	0.016	1	09/07/17 00:19	09/08/17 04:10	86-73-7	
Indeno(1,2,3-cd)pyrene	**0.37**	mg/kg	0.034	0.017	1	09/07/17 00:19	09/08/17 04:10	193-39-5	
1-Methylnaphthalene	**0.012 U**	mg/kg	0.034	0.012	1	09/07/17 00:19	09/08/17 04:10	90-12-0	
2-Methylnaphthalene	**0.014 U**	mg/kg	0.034	0.014	1	09/07/17 00:19	09/08/17 04:10	91-57-6	
Naphthalene	**0.011 U**	mg/kg	0.034	0.011	1	09/07/17 00:19	09/08/17 04:10	91-20-3	
Phenanthrene	**0.013 U**	mg/kg	0.034	0.013	1	09/07/17 00:19	09/08/17 04:10	85-01-8	
Pyrene	**0.31**	mg/kg	0.034	0.017	1	09/07/17 00:19	09/08/17 04:10	129-00-0	
Surrogates									
Nitrobenzene-d5 (S)	70	%	16-123		1	09/07/17 00:19	09/08/17 04:10	4165-60-0	
2-Fluorobiphenyl (S)	93	%	32-129		1	09/07/17 00:19	09/08/17 04:10	321-60-8	
Terphenyl-d14 (S)	59	%	38-138		1	09/07/17 00:19	09/08/17 04:10	1718-51-0	
Percent Moisture	Analytical Method: ASTM D2974-87								
Percent Moisture	**2.7**	%	0.10	0.10	1		09/05/17 15:23		

This report shall not be reproduced, except in full,
without the written consent of Pace Analytical Services, LLC.

Pace Analytical Services, LLC
3610 Park Central Blvd N
Pompano Beach, FL 33064
954-582-4300

ANALYTICAL RESULTS

Project: 09217186.00/Ludlum Trail
Pace Project No.: 35333909

Sample: SB-4 (0.5-2) **Lab ID: 35333909051** Collected: 09/01/17 11:08 Received: 09/01/17 18:00 Matrix: Solid

Results reported on a "dry weight" basis and are adjusted for percent moisture, sample size and any dilutions.

Parameters	Results	Units	PQL	MDL	DF	Prepared	Analyzed	CAS No.	Qual
FL-PRO Soil Microwave	Analytical Method: FL-PRO Preparation Method: EPA 3546								
Petroleum Range Organics	**235**	mg/kg	9.0	5.7	1	09/06/17 23:37	09/08/17 23:53		
Surrogates									
o-Terphenyl (S)	119	%	62-109		1	09/06/17 23:37	09/08/17 23:53	84-15-1	J(S5)
N-Pentatriacontane (S)	106	%	42-159		1	09/06/17 23:37	09/08/17 23:53	630-07-09	
6010 MET ICP	Analytical Method: EPA 6010 Preparation Method: EPA 3050								
Arsenic	**7.9**	mg/kg	2.6	1.3	5	09/07/17 19:00	09/13/17 15:25	7440-38-2	
Cadmium	**0.74**	mg/kg	0.26	0.13	5	09/07/17 19:00	09/13/17 15:25	7440-43-9	
Chromium	**11.0**	mg/kg	1.3	0.66	5	09/07/17 19:00	09/13/17 15:25	7440-47-3	
Copper	**17.7**	mg/kg	1.3	0.66	5	09/07/17 19:00	09/13/17 15:25	7440-50-8	
Lead	**63.6**	mg/kg	2.6	1.3	5	09/07/17 19:00	09/13/17 15:25	7439-92-1	
8270 MSSV Short List Microwave	Analytical Method: EPA 8270 Preparation Method: EPA 3546								
Acenaphthene	**0.026 U**	mg/kg	0.072	0.026	1	09/07/17 00:19	09/08/17 04:33	83-32-9	D3
Acenaphthylene	**0.022 U**	mg/kg	0.072	0.022	1	09/07/17 00:19	09/08/17 04:33	208-96-8	D3
Anthracene	**0.022 U**	mg/kg	0.072	0.022	1	09/07/17 00:19	09/08/17 04:33	120-12-7	D3
Benzo(a)anthracene	**0.098**	mg/kg	0.072	0.021	1	09/07/17 00:19	09/08/17 04:33	56-55-3	D3
Benzo(a)pyrene	**0.11**	mg/kg	0.072	0.0084	1	09/07/17 00:19	09/08/17 04:33	50-32-8	D3
Benzo(b)fluoranthene	**0.15**	mg/kg	0.072	0.054	1	09/07/17 00:19	09/08/17 04:33	205-99-2	D3
Benzo(g,h,i)perylene	**0.089**	mg/kg	0.072	0.026	1	09/07/17 00:19	09/08/17 04:33	191-24-2	D3
Benzo(k)fluoranthene	**0.072**	mg/kg	0.072	0.016	1	09/07/17 00:19	09/08/17 04:33	207-08-9	D3
Chrysene	**0.082**	mg/kg	0.072	0.026	1	09/07/17 00:19	09/08/17 04:33	218-01-9	D3
Dibenz(a,h)anthracene	**0.036 U**	mg/kg	0.072	0.036	1	09/07/17 00:19	09/08/17 04:33	53-70-3	D3
Fluoranthene	**0.11**	mg/kg	0.072	0.024	1	09/07/17 00:19	09/08/17 04:33	206-44-0	D3
Fluorene	**0.032 U**	mg/kg	0.072	0.032	1	09/07/17 00:19	09/08/17 04:33	86-73-7	D3
Indeno(1,2,3-cd)pyrene	**0.064 I**	mg/kg	0.072	0.036	1	09/07/17 00:19	09/08/17 04:33	193-39-5	D3
1-Methylnaphthalene	**0.025 U**	mg/kg	0.072	0.025	1	09/07/17 00:19	09/08/17 04:33	90-12-0	D3
2-Methylnaphthalene	**0.029 U**	mg/kg	0.072	0.029	1	09/07/17 00:19	09/08/17 04:33	91-57-6	D3
Naphthalene	**0.023 U**	mg/kg	0.072	0.023	1	09/07/17 00:19	09/08/17 04:33	91-20-3	D3
Phenanthrene	**0.069 I**	mg/kg	0.072	0.027	1	09/07/17 00:19	09/08/17 04:33	85-01-8	D3
Pyrene	**0.11**	mg/kg	0.072	0.036	1	09/07/17 00:19	09/08/17 04:33	129-00-0	D3
Surrogates									
Nitrobenzene-d5 (S)	72	%	16-123		1	09/07/17 00:19	09/08/17 04:33	4165-60-0	
2-Fluorobiphenyl (S)	90	%	32-129		1	09/07/17 00:19	09/08/17 04:33	321-60-8	
Terphenyl-d14 (S)	51	%	38-138		1	09/07/17 00:19	09/08/17 04:33	1718-51-0	
8270 MSSV PAH by SIM SPLP	Analytical Method: EPA 8270 by SIM Preparation Method: EPA 3510 Leachate Method/Date: EPA 1312; 10/05/17 14:48								
Acenaphthene	**0.026 U**	ug/L	0.52	0.026	1	10/06/17 16:00	10/07/17 09:20	83-32-9	Q
Acenaphthylene	**0.026 U**	ug/L	0.52	0.026	1	10/06/17 16:00	10/07/17 09:20	208-96-8	Q
Anthracene	**0.026 U**	ug/L	0.52	0.026	1	10/06/17 16:00	10/07/17 09:20	120-12-7	Q
Benzo(a)anthracene	**0.026 U**	ug/L	0.10	0.026	1	10/06/17 16:00	10/07/17 09:20	56-55-3	Q
Benzo(a)pyrene	**0.026 U**	ug/L	0.10	0.026	1	10/06/17 16:00	10/07/17 09:20	50-32-8	Q
Benzo(b)fluoranthene	**0.026 U**	ug/L	0.10	0.026	1	10/06/17 16:00	10/07/17 09:20	205-99-2	Q
Benzo(g,h,i)perylene	**0.029 U**	ug/L	0.52	0.029	1	10/06/17 16:00	10/07/17 09:20	191-24-2	J(L1),Q

This report shall not be reproduced, except in full,
without the written consent of Pace Analytical Services, LLC.

Pace Analytical Services, LLC
3610 Park Central Blvd N
Pompano Beach, FL 33064
954-582-4300

ANALYTICAL RESULTS

Project: 09217186.00/Ludlum Trail
Pace Project No.: 35333909

Sample: SB-4 (0.5-2) **Lab ID: 35333909051** Collected: 09/01/17 11:08 Received: 09/01/17 18:00 Matrix: Solid

Results reported on a "dry weight" basis and are adjusted for percent moisture, sample size and any dilutions.

Parameters	Results	Units	PQL	MDL	DF	Prepared	Analyzed	CAS No.	Qual
8270 MSSV PAH by SIM SPLP	Analytical Method: EPA 8270 by SIM Preparation Method: EPA 3510								
	Leachate Method/Date: EPA 1312; 10/05/17 14:48								
Benzo(k)fluoranthene	**0.026 U**	ug/L	0.52	0.026	1	10/06/17 16:00	10/07/17 09:20	207-08-9	Q
Chrysene	**0.026 U**	ug/L	0.52	0.026	1	10/06/17 16:00	10/07/17 09:20	218-01-9	Q
Dibenz(a,h)anthracene	**0.035 U**	ug/L	0.10	0.035	1	10/06/17 16:00	10/07/17 09:20	53-70-3	Q
Fluoranthene	**0.026 U**	ug/L	0.52	0.026	1	10/06/17 16:00	10/07/17 09:20	206-44-0	Q
Fluorene	**0.026 U**	ug/L	0.52	0.026	1	10/06/17 16:00	10/07/17 09:20	86-73-7	Q
Indeno(1,2,3-cd)pyrene	**0.030 U**	ug/L	0.10	0.030	1	10/06/17 16:00	10/07/17 09:20	193-39-5	Q
1-Methylnaphthalene	**1.0 U**	ug/L	2.1	1.0	1	10/06/17 16:00	10/07/17 09:20	90-12-0	Q
2-Methylnaphthalene	**1.0 U**	ug/L	2.1	1.0	1	10/06/17 16:00	10/07/17 09:20	91-57-6	Q
Naphthalene	**1.0 U**	ug/L	2.1	1.0	1	10/06/17 16:00	10/07/17 09:20	91-20-3	Q
Phenanthrene	**0.052 U**	ug/L	0.52	0.052	1	10/06/17 16:00	10/07/17 09:20	85-01-8	Q
Pyrene	**0.026 U**	ug/L	0.52	0.026	1	10/06/17 16:00	10/07/17 09:20	129-00-0	Q
Surrogates									
2-Fluorobiphenyl (S)	57	%	33-101		1	10/06/17 16:00	10/07/17 09:20	321-60-8	
Terphenyl-d14 (S)	53	%	38-115		1	10/06/17 16:00	10/07/17 09:20	1718-51-0	
Percent Moisture	Analytical Method: ASTM D2974-87								
Percent Moisture	**8.2**	%	0.10	0.10	1		09/05/17 15:23		

This report shall not be reproduced, except in full,
without the written consent of Pace Analytical Services, LLC.

Pace Analytical Services, LLC
3610 Park Central Blvd N
Pompano Beach, FL 33064
954-582-4300

ANALYTICAL RESULTS

Project: 09217186.00/Ludlum Trail
Pace Project No.: 35333909

Sample: SB-4 (2-4) **Lab ID: 35333909052** Collected: 09/01/17 11:10 Received: 09/01/17 18:00 Matrix: Solid

Results reported on a "dry weight" basis and are adjusted for percent moisture, sample size and any dilutions.

Parameters	Results	Units	PQL	MDL	DF	Prepared	Analyzed	CAS No.	Qual
8270 MSSV Short List Microwave	Analytical Method: EPA 8270 Preparation Method: EPA 3546								
Acenaphthene	**0.014 U**	mg/kg	0.037	0.014	1	09/18/17 00:00	09/19/17 16:16	83-32-9	Q
Acenaphthylene	**0.012 U**	mg/kg	0.037	0.012	1	09/18/17 00:00	09/19/17 16:16	208-96-8	Q
Anthracene	**0.011 U**	mg/kg	0.037	0.011	1	09/18/17 00:00	09/19/17 16:16	120-12-7	Q
Benzo(a)anthracene	**0.011 U**	mg/kg	0.037	0.011	1	09/18/17 00:00	09/19/17 16:16	56-55-3	Q
Benzo(a)pyrene	**0.0044 U**	mg/kg	0.037	0.0044	1	09/18/17 00:00	09/19/17 16:16	50-32-8	Q
Benzo(b)fluoranthene	**0.028 U**	mg/kg	0.037	0.028	1	09/18/17 00:00	09/19/17 16:16	205-99-2	Q
Benzo(g,h,i)perylene	**0.013 U**	mg/kg	0.037	0.013	1	09/18/17 00:00	09/19/17 16:16	191-24-2	Q
Benzo(k)fluoranthene	**0.0081 U**	mg/kg	0.037	0.0081	1	09/18/17 00:00	09/19/17 16:16	207-08-9	Q
Chrysene	**0.013 U**	mg/kg	0.037	0.013	1	09/18/17 00:00	09/19/17 16:16	218-01-9	Q
Dibenz(a,h)anthracene	**0.019 U**	mg/kg	0.037	0.019	1	09/18/17 00:00	09/19/17 16:16	53-70-3	Q
Fluoranthene	**0.012 U**	mg/kg	0.037	0.012	1	09/18/17 00:00	09/19/17 16:16	206-44-0	Q
Fluorene	**0.017 U**	mg/kg	0.037	0.017	1	09/18/17 00:00	09/19/17 16:16	86-73-7	Q
Indeno(1,2,3-cd)pyrene	**0.019 U**	mg/kg	0.037	0.019	1	09/18/17 00:00	09/19/17 16:16	193-39-5	Q
1-Methylnaphthalene	**0.013 U**	mg/kg	0.037	0.013	1	09/18/17 00:00	09/19/17 16:16	90-12-0	Q
2-Methylnaphthalene	**0.015 U**	mg/kg	0.037	0.015	1	09/18/17 00:00	09/19/17 16:16	91-57-6	Q
Naphthalene	**0.012 U**	mg/kg	0.037	0.012	1	09/18/17 00:00	09/19/17 16:16	91-20-3	Q
Phenanthrene	**0.014 U**	mg/kg	0.037	0.014	1	09/18/17 00:00	09/19/17 16:16	85-01-8	Q
Pyrene	**0.019 U**	mg/kg	0.037	0.019	1	09/18/17 00:00	09/19/17 16:16	129-00-0	Q
Surrogates									
Nitrobenzene-d5 (S)	84	%	16-123		1	09/18/17 00:00	09/19/17 16:16	4165-60-0	
2-Fluorobiphenyl (S)	91	%	32-129		1	09/18/17 00:00	09/19/17 16:16	321-60-8	
Terphenyl-d14 (S)	104	%	38-138		1	09/18/17 00:00	09/19/17 16:16	1718-51-0	
Percent Moisture	Analytical Method: ASTM D2974-87								
Percent Moisture	**10.7**	%	0.10	0.10	1		09/05/17 15:23		

This report shall not be reproduced, except in full,
without the written consent of Pace Analytical Services, LLC.

Pace Analytical Services, LLC
3610 Park Central Blvd N
Pompano Beach, FL 33064
954-582-4300

ANALYTICAL RESULTS

Project: 09217186.00/Ludlum Trail
Pace Project No.: 35333909

Sample: SB-3 (0-0.5) **Lab ID: 35333909053** Collected: 09/01/17 09:50 Received: 09/01/17 18:00 Matrix: Solid

Results reported on a "dry weight" basis and are adjusted for percent moisture, sample size and any dilutions.

Parameters	Results	Units	PQL	MDL	DF	Prepared	Analyzed	CAS No.	Qual
FL-PRO Soil Microwave	Analytical Method: FL-PRO Preparation Method: EPA 3546								
Petroleum Range Organics	**29.9**	mg/kg	4.2	2.7	1	09/06/17 23:37	09/09/17 00:17		
Surrogates									
o-Terphenyl (S)	117	%	62-109		1	09/06/17 23:37	09/09/17 00:17	84-15-1	J(S5)
N-Pentatriacontane (S)	105	%	42-159		1	09/06/17 23:37	09/09/17 00:17	630-07-09	
6010 MET ICP	Analytical Method: EPA 6010 Preparation Method: EPA 3050								
Arsenic	**8.9**	mg/kg	0.54	0.27	1	09/07/17 19:00	09/13/17 16:55	7440-38-2	
Cadmium	**0.027 U**	mg/kg	0.054	0.027	1	09/07/17 19:00	09/13/17 16:55	7440-43-9	
Chromium	**4.7**	mg/kg	0.27	0.14	1	09/07/17 19:00	09/13/17 16:55	7440-47-3	
Copper	**10.6**	mg/kg	0.27	0.14	1	09/07/17 19:00	09/13/17 16:55	7440-50-8	
Lead	**15.5**	mg/kg	0.54	0.27	1	09/07/17 19:00	09/13/17 16:55	7439-92-1	
8270 MSSV Short List Microwave	Analytical Method: EPA 8270 Preparation Method: EPA 3546								
Acenaphthene	**0.013 U**	mg/kg	0.035	0.013	1	09/07/17 00:19	09/08/17 04:55	83-32-9	
Acenaphthylene	**0.12**	mg/kg	0.035	0.011	1	09/07/17 00:19	09/08/17 04:55	208-96-8	
Anthracene	**0.072**	mg/kg	0.035	0.011	1	09/07/17 00:19	09/08/17 04:55	120-12-7	
Benzo(a)anthracene	**0.71**	mg/kg	0.035	0.010	1	09/07/17 00:19	09/08/17 04:55	56-55-3	
Benzo(a)pyrene	**0.94**	mg/kg	0.035	0.0041	1	09/07/17 00:19	09/08/17 04:55	50-32-8	
Benzo(b)fluoranthene	**1.8**	mg/kg	0.035	0.026	1	09/07/17 00:19	09/08/17 04:55	205-99-2	
Benzo(g,h,i)perylene	**0.73**	mg/kg	0.035	0.013	1	09/07/17 00:19	09/08/17 04:55	191-24-2	
Benzo(k)fluoranthene	**0.88**	mg/kg	0.035	0.0075	1	09/07/17 00:19	09/08/17 04:55	207-08-9	
Chrysene	**1.1**	mg/kg	0.035	0.012	1	09/07/17 00:19	09/08/17 04:55	218-01-9	
Dibenz(a,h)anthracene	**0.20**	mg/kg	0.035	0.018	1	09/07/17 00:19	09/08/17 04:55	53-70-3	
Fluoranthene	**0.76**	mg/kg	0.035	0.011	1	09/07/17 00:19	09/08/17 04:55	206-44-0	
Fluorene	**0.016 U**	mg/kg	0.035	0.016	1	09/07/17 00:19	09/08/17 04:55	86-73-7	
Indeno(1,2,3-cd)pyrene	**0.62**	mg/kg	0.035	0.018	1	09/07/17 00:19	09/08/17 04:55	193-39-5	
1-Methylnaphthalene	**0.012 U**	mg/kg	0.035	0.012	1	09/07/17 00:19	09/08/17 04:55	90-12-0	
2-Methylnaphthalene	**0.014 U**	mg/kg	0.035	0.014	1	09/07/17 00:19	09/08/17 04:55	91-57-6	
Naphthalene	**0.011 U**	mg/kg	0.035	0.011	1	09/07/17 00:19	09/08/17 04:55	91-20-3	
Phenanthrene	**0.069**	mg/kg	0.035	0.013	1	09/07/17 00:19	09/08/17 04:55	85-01-8	
Pyrene	**0.82**	mg/kg	0.035	0.018	1	09/07/17 00:19	09/08/17 04:55	129-00-0	
Surrogates									
Nitrobenzene-d5 (S)	68	%	16-123		1	09/07/17 00:19	09/08/17 04:55	4165-60-0	
2-Fluorobiphenyl (S)	91	%	32-129		1	09/07/17 00:19	09/08/17 04:55	321-60-8	
Terphenyl-d14 (S)	57	%	38-138		1	09/07/17 00:19	09/08/17 04:55	1718-51-0	
8270 MSSV PAH by SIM SPLP	Analytical Method: EPA 8270 by SIM Preparation Method: EPA 3510 Leachate Method/Date: EPA 1312; 10/05/17 14:48								
Acenaphthene	**0.025 U**	ug/L	0.50	0.025	1	10/06/17 16:00	10/07/17 09:43	83-32-9	Q
Acenaphthylene	**0.025 U**	ug/L	0.50	0.025	1	10/06/17 16:00	10/07/17 09:43	208-96-8	Q
Anthracene	**0.025 U**	ug/L	0.50	0.025	1	10/06/17 16:00	10/07/17 09:43	120-12-7	Q
Benzo(a)anthracene	**0.025 U**	ug/L	0.10	0.025	1	10/06/17 16:00	10/07/17 09:43	56-55-3	Q
Benzo(a)pyrene	**0.025 U**	ug/L	0.10	0.025	1	10/06/17 16:00	10/07/17 09:43	50-32-8	Q
Benzo(b)fluoranthene	**0.025 U**	ug/L	0.10	0.025	1	10/06/17 16:00	10/07/17 09:43	205-99-2	Q
Benzo(g,h,i)perylene	**0.028 U**	ug/L	0.50	0.028	1	10/06/17 16:00	10/07/17 09:43	191-24-2	J(L1),Q

This report shall not be reproduced, except in full,
without the written consent of Pace Analytical Services, LLC.

Pace Analytical Services, LLC
3610 Park Central Blvd N
Pompano Beach, FL 33064
954-582-4300

ANALYTICAL RESULTS

Project: 09217186.00/Ludlum Trail
Pace Project No.: 35333909

Sample: SB-3 (0-0.5) **Lab ID: 35333909053** Collected: 09/01/17 09:50 Received: 09/01/17 18:00 Matrix: Solid

Results reported on a "dry weight" basis and are adjusted for percent moisture, sample size and any dilutions.

Parameters	Results	Units	PQL	MDL	DF	Prepared	Analyzed	CAS No.	Qual
8270 MSSV PAH by SIM SPLP	Analytical Method: EPA 8270 by SIM Preparation Method: EPA 3510								
	Leachate Method/Date: EPA 1312; 10/05/17 14:48								
Benzo(k)fluoranthene	**0.025 U**	ug/L	0.50	0.025	1	10/06/17 16:00	10/07/17 09:43	207-08-9	Q
Chrysene	**0.025 U**	ug/L	0.50	0.025	1	10/06/17 16:00	10/07/17 09:43	218-01-9	Q
Dibenz(a,h)anthracene	**0.034 U**	ug/L	0.10	0.034	1	10/06/17 16:00	10/07/17 09:43	53-70-3	Q
Fluoranthene	**0.025 U**	ug/L	0.50	0.025	1	10/06/17 16:00	10/07/17 09:43	206-44-0	Q
Fluorene	**0.025 U**	ug/L	0.50	0.025	1	10/06/17 16:00	10/07/17 09:43	86-73-7	Q
Indeno(1,2,3-cd)pyrene	**0.029 U**	ug/L	0.10	0.029	1	10/06/17 16:00	10/07/17 09:43	193-39-5	Q
1-Methylnaphthalene	**1.0 U**	ug/L	2.0	1.0	1	10/06/17 16:00	10/07/17 09:43	90-12-0	Q
2-Methylnaphthalene	**1.0 U**	ug/L	2.0	1.0	1	10/06/17 16:00	10/07/17 09:43	91-57-6	Q
Naphthalene	**1.0 U**	ug/L	2.0	1.0	1	10/06/17 16:00	10/07/17 09:43	91-20-3	Q
Phenanthrene	**0.050 U**	ug/L	0.50	0.050	1	10/06/17 16:00	10/07/17 09:43	85-01-8	Q
Pyrene	**0.025 U**	ug/L	0.50	0.025	1	10/06/17 16:00	10/07/17 09:43	129-00-0	Q
Surrogates									
2-Fluorobiphenyl (S)	56	%	33-101		1	10/06/17 16:00	10/07/17 09:43	321-60-8	
Terphenyl-d14 (S)	46	%	38-115		1	10/06/17 16:00	10/07/17 09:43	1718-51-0	
8260/5035A Volatile Organics	Analytical Method: EPA 8260								
Acetone	**0.15**	mg/kg	0.10	0.010	1		09/08/17 22:38	67-64-1	
Acetonitrile	**0.026 U**	mg/kg	0.050	0.026	1		09/08/17 22:38	75-05-8	
Benzene	**0.0016 U**	mg/kg	0.0050	0.0016	1		09/08/17 22:38	71-43-2	
Bromobenzene	**0.0020 U**	mg/kg	0.0050	0.0020	1		09/08/17 22:38	108-86-1	
Bromochloromethane	**0.0017 U**	mg/kg	0.0050	0.0017	1		09/08/17 22:38	74-97-5	
Bromodichloromethane	**0.0019 U**	mg/kg	0.0050	0.0019	1		09/08/17 22:38	75-27-4	
Bromoform	**0.0023 U**	mg/kg	0.0050	0.0023	1		09/08/17 22:38	75-25-2	
Bromomethane	**0.0025 U**	mg/kg	0.010	0.0025	1		09/08/17 22:38	74-83-9	
2-Butanone (MEK)	**0.0029 U**	mg/kg	0.10	0.0029	1		09/08/17 22:38	78-93-3	
n-Butylbenzene	**0.0018 U**	mg/kg	0.0050	0.0018	1		09/08/17 22:38	104-51-8	
sec-Butylbenzene	**0.0016 U**	mg/kg	0.0050	0.0016	1		09/08/17 22:38	135-98-8	
tert-Butylbenzene	**0.0020 U**	mg/kg	0.0050	0.0020	1		09/08/17 22:38	98-06-6	
Carbon disulfide	**0.0030 U**	mg/kg	0.010	0.0030	1		09/08/17 22:38	75-15-0	
Carbon tetrachloride	**0.0026 U**	mg/kg	0.0050	0.0026	1		09/08/17 22:38	56-23-5	
Chlorobenzene	**0.0019 U**	mg/kg	0.0050	0.0019	1		09/08/17 22:38	108-90-7	
Chloroethane	**0.0024 U**	mg/kg	0.010	0.0024	1		09/08/17 22:38	75-00-3	
Chloroform	**0.0016 U**	mg/kg	0.0050	0.0016	1		09/08/17 22:38	67-66-3	
Chloromethane	**0.0024 U**	mg/kg	0.010	0.0024	1		09/08/17 22:38	74-87-3	
2-Chlorotoluene	**0.0017 U**	mg/kg	0.0050	0.0017	1		09/08/17 22:38	95-49-8	
4-Chlorotoluene	**0.0018 U**	mg/kg	0.0050	0.0018	1		09/08/17 22:38	106-43-4	
Dibromochloromethane	**0.0018 U**	mg/kg	0.0050	0.0018	1		09/08/17 22:38	124-48-1	
Dibromomethane	**0.0025 U**	mg/kg	0.0050	0.0025	1		09/08/17 22:38	74-95-3	
1,2-Dichlorobenzene	**0.0019 U**	mg/kg	0.0050	0.0019	1		09/08/17 22:38	95-50-1	
1,3-Dichlorobenzene	**0.0020 U**	mg/kg	0.0050	0.0020	1		09/08/17 22:38	541-73-1	
1,4-Dichlorobenzene	**0.0017 U**	mg/kg	0.0050	0.0017	1		09/08/17 22:38	106-46-7	
Dichlorodifluoromethane	**0.0036 U**	mg/kg	0.010	0.0036	1		09/08/17 22:38	75-71-8	
1,1-Dichloroethane	**0.0015 U**	mg/kg	0.0050	0.0015	1		09/08/17 22:38	75-34-3	
1,2-Dichloroethane	**0.0022 U**	mg/kg	0.0050	0.0022	1		09/08/17 22:38	107-06-2	

This report shall not be reproduced, except in full,
without the written consent of Pace Analytical Services, LLC.

Pace Analytical Services, LLC
3610 Park Central Blvd N
Pompano Beach, FL 33064
954-582-4300

ANALYTICAL RESULTS

Project: 09217186.00/Ludlum Trail
Pace Project No.: 35333909

Sample: SB-3 (0-0.5) **Lab ID: 35333909053** Collected: 09/01/17 09:50 Received: 09/01/17 18:00 Matrix: Solid

Results reported on a "dry weight" basis and are adjusted for percent moisture, sample size and any dilutions.

Parameters	Results	Units	PQL	MDL	DF	Prepared	Analyzed	CAS No.	Qual
8260/5035A Volatile Organics	Analytical Method: EPA 8260								
1,1-Dichloroethene	**0.0018 U**	mg/kg	0.0050	0.0018	1		09/08/17 22:38	75-35-4	
cis-1,2-Dichloroethene	**0.0014 U**	mg/kg	0.0050	0.0014	1		09/08/17 22:38	156-59-2	
trans-1,2-Dichloroethene	**0.0019 U**	mg/kg	0.0050	0.0019	1		09/08/17 22:38	156-60-5	
1,2-Dichloropropane	**0.0017 U**	mg/kg	0.0050	0.0017	1		09/08/17 22:38	78-87-5	
1,3-Dichloropropane	**0.0019 U**	mg/kg	0.0050	0.0019	1		09/08/17 22:38	142-28-9	
2,2-Dichloropropane	**0.0017 U**	mg/kg	0.0050	0.0017	1		09/08/17 22:38	594-20-7	
1,1-Dichloropropene	**0.0015 U**	mg/kg	0.0050	0.0015	1		09/08/17 22:38	563-58-6	
cis-1,3-Dichloropropene	**0.0018 U**	mg/kg	0.0050	0.0018	1		09/08/17 22:38	10061-01-5	
trans-1,3-Dichloropropene	**0.0015 U**	mg/kg	0.0050	0.0015	1		09/08/17 22:38	10061-02-6	
Ethylbenzene	**0.0018 U**	mg/kg	0.0050	0.0018	1		09/08/17 22:38	100-41-4	
2-Hexanone	**0.0039 U**	mg/kg	0.050	0.0039	1		09/08/17 22:38	591-78-6	
Iodomethane	**0.010 U**	mg/kg	0.010	0.010	1		09/08/17 22:38	74-88-4	
Isopropylbenzene (Cumene)	**0.0019 U**	mg/kg	0.0050	0.0019	1		09/08/17 22:38	98-82-8	
p-Isopropyltoluene	**0.0017 U**	mg/kg	0.0050	0.0017	1		09/08/17 22:38	99-87-6	
Methylene Chloride	**0.0030 U**	mg/kg	0.020	0.0030	1		09/08/17 22:38	75-09-2	
4-Methyl-2-pentanone (MIBK)	**0.0037 U**	mg/kg	0.050	0.0037	1		09/08/17 22:38	108-10-1	
Methyl-tert-butyl ether	**0.0015 U**	mg/kg	0.0050	0.0015	1		09/08/17 22:38	1634-04-4	
n-Propylbenzene	**0.0017 U**	mg/kg	0.0050	0.0017	1		09/08/17 22:38	103-65-1	
Styrene	**0.0018 U**	mg/kg	0.0050	0.0018	1		09/08/17 22:38	100-42-5	
1,1,1,2-Tetrachloroethane	**0.0021 U**	mg/kg	0.0050	0.0021	1		09/08/17 22:38	630-20-6	
1,1,2,2-Tetrachloroethane	**0.0019 U**	mg/kg	0.0050	0.0019	1		09/08/17 22:38	79-34-5	
Tetrachloroethene	**0.0017 U**	mg/kg	0.0050	0.0017	1		09/08/17 22:38	127-18-4	
Toluene	**0.0018 U**	mg/kg	0.0050	0.0018	1		09/08/17 22:38	108-88-3	
1,2,3-Trichlorobenzene	**0.0022 U**	mg/kg	0.0050	0.0022	1		09/08/17 22:38	87-61-6	
1,2,4-Trichlorobenzene	**0.0016 U**	mg/kg	0.0050	0.0016	1		09/08/17 22:38	120-82-1	
1,1,1-Trichloroethane	**0.0018 U**	mg/kg	0.0050	0.0018	1		09/08/17 22:38	71-55-6	
1,1,2-Trichloroethane	**0.0021 U**	mg/kg	0.0050	0.0021	1		09/08/17 22:38	79-00-5	
Trichloroethene	**0.0021 U**	mg/kg	0.0050	0.0021	1		09/08/17 22:38	79-01-6	
Trichlorofluoromethane	**0.0022 U**	mg/kg	0.0050	0.0022	1		09/08/17 22:38	75-69-4	
1,2,3-Trichloropropane	**0.0016 U**	mg/kg	0.0050	0.0016	1		09/08/17 22:38	96-18-4	
1,2,3-Trimethylbenzene	**0.0017 U**	mg/kg	0.0050	0.0017	1		09/08/17 22:38	526-73-8	
1,2,4-Trimethylbenzene	**0.0020 U**	mg/kg	0.0050	0.0020	1		09/08/17 22:38	95-63-6	
1,3,5-Trimethylbenzene	**0.0018 U**	mg/kg	0.0050	0.0018	1		09/08/17 22:38	108-67-8	
Vinyl acetate	**0.0088 U**	mg/kg	0.050	0.0088	1		09/08/17 22:38	108-05-4	
Vinyl chloride	**0.0018 U**	mg/kg	0.010	0.0018	1		09/08/17 22:38	75-01-4	
Xylene (Total)	**0.0036 U**	mg/kg	0.010	0.0036	1		09/08/17 22:38	1330-20-7	
m&p-Xylene	**0.0036 U**	mg/kg	0.010	0.0036	1		09/08/17 22:38	179601-23-1	
o-Xylene	**0.0019 U**	mg/kg	0.0050	0.0019	1		09/08/17 22:38	95-47-6	
Surrogates									
Toluene-d8 (S)	98	%	70-130		1		09/08/17 22:38	2037-26-5	
4-Bromofluorobenzene (S)	92	%	70-130		1		09/08/17 22:38	460-00-4	
1,2-Dichloroethane-d4 (S)	114	%	70-132		1		09/08/17 22:38	17060-07-0	
Percent Moisture	Analytical Method: ASTM D2974-87								
Percent Moisture	**4.4**	%	0.10	0.10	1		09/05/17 15:23		

REPORT OF LABORATORY ANALYSIS

This report shall not be reproduced, except in full,
without the written consent of Pace Analytical Services, LLC.

Pace Analytical Services, LLC
3610 Park Central Blvd N
Pompano Beach, FL 33064
954-582-4300

ANALYTICAL RESULTS

Project: 09217186.00/Ludlum Trail
Pace Project No.: 35333909

Sample: SB-3 (0.5-2) **Lab ID: 35333909054** Collected: 09/01/17 09:52 Received: 09/01/17 18:00 Matrix: Solid

Results reported on a "dry weight" basis and are adjusted for percent moisture, sample size and any dilutions.

Parameters	Results	Units	PQL	MDL	DF	Prepared	Analyzed	CAS No.	Qual
FL-PRO Soil Microwave	Analytical Method: FL-PRO Preparation Method: EPA 3546								
Petroleum Range Organics	**2.7 U**	mg/kg	4.3	2.7	1	09/06/17 23:37	09/09/17 00:17		
Surrogates									
o-Terphenyl (S)	135	%	62-109		1	09/06/17 23:37	09/09/17 00:17	84-15-1	S3
N-Pentatriacontane (S)	137	%	42-159		1	09/06/17 23:37	09/09/17 00:17	630-07-09	
6010 MET ICP	Analytical Method: EPA 6010 Preparation Method: EPA 3050								
Arsenic	**7.4**	mg/kg	0.45	0.22	1	09/07/17 19:00	09/13/17 17:00	7440-38-2	
Cadmium	**0.022 U**	mg/kg	0.045	0.022	1	09/07/17 19:00	09/13/17 17:00	7440-43-9	
Chromium	**5.6**	mg/kg	0.22	0.11	1	09/07/17 19:00	09/13/17 17:00	7440-47-3	
Copper	**0.48**	mg/kg	0.22	0.11	1	09/07/17 19:00	09/13/17 17:00	7440-50-8	V
Lead	**1.1**	mg/kg	0.45	0.22	1	09/07/17 19:00	09/13/17 17:00	7439-92-1	
8270 MSSV Short List Microwave	Analytical Method: EPA 8270 Preparation Method: EPA 3546								
Acenaphthene	**0.013 U**	mg/kg	0.035	0.013	1	09/07/17 00:19	09/08/17 05:18	83-32-9	
Acenaphthylene	**0.011 U**	mg/kg	0.035	0.011	1	09/07/17 00:19	09/08/17 05:18	208-96-8	
Anthracene	**0.011 U**	mg/kg	0.035	0.011	1	09/07/17 00:19	09/08/17 05:18	120-12-7	
Benzo(a)anthracene	**0.010 U**	mg/kg	0.035	0.010	1	09/07/17 00:19	09/08/17 05:18	56-55-3	
Benzo(a)pyrene	**0.0068 I**	mg/kg	0.035	0.0041	1	09/07/17 00:19	09/08/17 05:18	50-32-8	
Benzo(b)fluoranthene	**0.026 U**	mg/kg	0.035	0.026	1	09/07/17 00:19	09/08/17 05:18	205-99-2	
Benzo(g,h,i)perylene	**0.013 U**	mg/kg	0.035	0.013	1	09/07/17 00:19	09/08/17 05:18	191-24-2	
Benzo(k)fluoranthene	**0.0076 U**	mg/kg	0.035	0.0076	1	09/07/17 00:19	09/08/17 05:18	207-08-9	
Chrysene	**0.012 U**	mg/kg	0.035	0.012	1	09/07/17 00:19	09/08/17 05:18	218-01-9	
Dibenz(a,h)anthracene	**0.018 U**	mg/kg	0.035	0.018	1	09/07/17 00:19	09/08/17 05:18	53-70-3	
Fluoranthene	**0.011 U**	mg/kg	0.035	0.011	1	09/07/17 00:19	09/08/17 05:18	206-44-0	
Fluorene	**0.016 U**	mg/kg	0.035	0.016	1	09/07/17 00:19	09/08/17 05:18	86-73-7	
Indeno(1,2,3-cd)pyrene	**0.018 U**	mg/kg	0.035	0.018	1	09/07/17 00:19	09/08/17 05:18	193-39-5	
1-Methylnaphthalene	**0.012 U**	mg/kg	0.035	0.012	1	09/07/17 00:19	09/08/17 05:18	90-12-0	
2-Methylnaphthalene	**0.014 U**	mg/kg	0.035	0.014	1	09/07/17 00:19	09/08/17 05:18	91-57-6	
Naphthalene	**0.011 U**	mg/kg	0.035	0.011	1	09/07/17 00:19	09/08/17 05:18	91-20-3	
Phenanthrene	**0.013 U**	mg/kg	0.035	0.013	1	09/07/17 00:19	09/08/17 05:18	85-01-8	
Pyrene	**0.018 U**	mg/kg	0.035	0.018	1	09/07/17 00:19	09/08/17 05:18	129-00-0	
Surrogates									
Nitrobenzene-d5 (S)	73	%	16-123		1	09/07/17 00:19	09/08/17 05:18	4165-60-0	
2-Fluorobiphenyl (S)	86	%	32-129		1	09/07/17 00:19	09/08/17 05:18	321-60-8	
Terphenyl-d14 (S)	61	%	38-138		1	09/07/17 00:19	09/08/17 05:18	1718-51-0	
8260/5035A Volatile Organics	Analytical Method: EPA 8260								
Acetone	**0.099 I**	mg/kg	0.11	0.011	1		09/08/17 22:58	67-64-1	
Acetonitrile	**0.029 U**	mg/kg	0.057	0.029	1		09/08/17 22:58	75-05-8	
Benzene	**0.0018 U**	mg/kg	0.0057	0.0018	1		09/08/17 22:58	71-43-2	
Bromobenzene	**0.0023 U**	mg/kg	0.0057	0.0023	1		09/08/17 22:58	108-86-1	
Bromochloromethane	**0.0019 U**	mg/kg	0.0057	0.0019	1		09/08/17 22:58	74-97-5	
Bromodichloromethane	**0.0022 U**	mg/kg	0.0057	0.0022	1		09/08/17 22:58	75-27-4	
Bromoform	**0.0026 U**	mg/kg	0.0057	0.0026	1		09/08/17 22:58	75-25-2	
Bromomethane	**0.0028 U**	mg/kg	0.011	0.0028	1		09/08/17 22:58	74-83-9	

This report shall not be reproduced, except in full,
without the written consent of Pace Analytical Services, LLC.

Pace Analytical Services, LLC
3610 Park Central Blvd N
Pompano Beach, FL 33064
954-582-4300

ANALYTICAL RESULTS

Project: 09217186.00/Ludlum Trail
Pace Project No.: 35333909

Sample: SB-3 (0.5-2) **Lab ID: 35333909054** Collected: 09/01/17 09:52 Received: 09/01/17 18:00 Matrix: Solid

Results reported on a "dry weight" basis and are adjusted for percent moisture, sample size and any dilutions.

Parameters	Results	Units	PQL	MDL	DF	Prepared	Analyzed	CAS No.	Qual
8260/5035A Volatile Organics	Analytical Method: EPA 8260								
2-Butanone (MEK)	**0.0033 U**	mg/kg	0.11	0.0033	1		09/08/17 22:58	78-93-3	
n-Butylbenzene	**0.0020 U**	mg/kg	0.0057	0.0020	1		09/08/17 22:58	104-51-8	
sec-Butylbenzene	**0.0018 U**	mg/kg	0.0057	0.0018	1		09/08/17 22:58	135-98-8	
tert-Butylbenzene	**0.0023 U**	mg/kg	0.0057	0.0023	1		09/08/17 22:58	98-06-6	
Carbon disulfide	**0.0034 U**	mg/kg	0.011	0.0034	1		09/08/17 22:58	75-15-0	
Carbon tetrachloride	**0.0029 U**	mg/kg	0.0057	0.0029	1		09/08/17 22:58	56-23-5	
Chlorobenzene	**0.0022 U**	mg/kg	0.0057	0.0022	1		09/08/17 22:58	108-90-7	
Chloroethane	**0.0027 U**	mg/kg	0.011	0.0027	1		09/08/17 22:58	75-00-3	
Chloroform	**0.0018 U**	mg/kg	0.0057	0.0018	1		09/08/17 22:58	67-66-3	
Chloromethane	**0.0027 U**	mg/kg	0.011	0.0027	1		09/08/17 22:58	74-87-3	
2-Chlorotoluene	**0.0019 U**	mg/kg	0.0057	0.0019	1		09/08/17 22:58	95-49-8	
4-Chlorotoluene	**0.0020 U**	mg/kg	0.0057	0.0020	1		09/08/17 22:58	106-43-4	
Dibromochloromethane	**0.0020 U**	mg/kg	0.0057	0.0020	1		09/08/17 22:58	124-48-1	
Dibromomethane	**0.0028 U**	mg/kg	0.0057	0.0028	1		09/08/17 22:58	74-95-3	
1,2-Dichlorobenzene	**0.0022 U**	mg/kg	0.0057	0.0022	1		09/08/17 22:58	95-50-1	
1,3-Dichlorobenzene	**0.0023 U**	mg/kg	0.0057	0.0023	1		09/08/17 22:58	541-73-1	
1,4-Dichlorobenzene	**0.0019 U**	mg/kg	0.0057	0.0019	1		09/08/17 22:58	106-46-7	
Dichlorodifluoromethane	**0.0041 U**	mg/kg	0.011	0.0041	1		09/08/17 22:58	75-71-8	
1,1-Dichloroethane	**0.0017 U**	mg/kg	0.0057	0.0017	1		09/08/17 22:58	75-34-3	
1,2-Dichloroethane	**0.0025 U**	mg/kg	0.0057	0.0025	1		09/08/17 22:58	107-06-2	
1,1-Dichloroethene	**0.0020 U**	mg/kg	0.0057	0.0020	1		09/08/17 22:58	75-35-4	
cis-1,2-Dichloroethene	**0.0016 U**	mg/kg	0.0057	0.0016	1		09/08/17 22:58	156-59-2	
trans-1,2-Dichloroethene	**0.0022 U**	mg/kg	0.0057	0.0022	1		09/08/17 22:58	156-60-5	
1,2-Dichloropropane	**0.0019 U**	mg/kg	0.0057	0.0019	1		09/08/17 22:58	78-87-5	
1,3-Dichloropropane	**0.0022 U**	mg/kg	0.0057	0.0022	1		09/08/17 22:58	142-28-9	
2,2-Dichloropropane	**0.0019 U**	mg/kg	0.0057	0.0019	1		09/08/17 22:58	594-20-7	
1,1-Dichloropropene	**0.0017 U**	mg/kg	0.0057	0.0017	1		09/08/17 22:58	563-58-6	
cis-1,3-Dichloropropene	**0.0020 U**	mg/kg	0.0057	0.0020	1		09/08/17 22:58	10061-01-5	
trans-1,3-Dichloropropene	**0.0017 U**	mg/kg	0.0057	0.0017	1		09/08/17 22:58	10061-02-6	
Ethylbenzene	**0.0020 U**	mg/kg	0.0057	0.0020	1		09/08/17 22:58	100-41-4	
2-Hexanone	**0.0044 U**	mg/kg	0.057	0.0044	1		09/08/17 22:58	591-78-6	
Iodomethane	**0.011 U**	mg/kg	0.011	0.011	1		09/08/17 22:58	74-88-4	
Isopropylbenzene (Cumene)	**0.0022 U**	mg/kg	0.0057	0.0022	1		09/08/17 22:58	98-82-8	
p-Isopropyltoluene	**0.0019 U**	mg/kg	0.0057	0.0019	1		09/08/17 22:58	99-87-6	
Methylene Chloride	**0.0034 U**	mg/kg	0.023	0.0034	1		09/08/17 22:58	75-09-2	
4-Methyl-2-pentanone (MIBK)	**0.0042 U**	mg/kg	0.057	0.0042	1		09/08/17 22:58	108-10-1	
Methyl-tert-butyl ether	**0.0017 U**	mg/kg	0.0057	0.0017	1		09/08/17 22:58	1634-04-4	
n-Propylbenzene	**0.0019 U**	mg/kg	0.0057	0.0019	1		09/08/17 22:58	103-65-1	
Styrene	**0.0020 U**	mg/kg	0.0057	0.0020	1		09/08/17 22:58	100-42-5	
1,1,1,2-Tetrachloroethane	**0.0024 U**	mg/kg	0.0057	0.0024	1		09/08/17 22:58	630-20-6	
1,1,2,2-Tetrachloroethane	**0.0022 U**	mg/kg	0.0057	0.0022	1		09/08/17 22:58	79-34-5	
Tetrachloroethene	**0.0019 U**	mg/kg	0.0057	0.0019	1		09/08/17 22:58	127-18-4	
Toluene	**0.0020 U**	mg/kg	0.0057	0.0020	1		09/08/17 22:58	108-88-3	
1,2,3-Trichlorobenzene	**0.0025 U**	mg/kg	0.0057	0.0025	1		09/08/17 22:58	87-61-6	
1,2,4-Trichlorobenzene	**0.0018 U**	mg/kg	0.0057	0.0018	1		09/08/17 22:58	120-82-1	

This report shall not be reproduced, except in full,
without the written consent of Pace Analytical Services, LLC.

Pace Analytical Services, LLC
3610 Park Central Blvd N
Pompano Beach, FL 33064
954-582-4300

ANALYTICAL RESULTS

Project: 09217186.00/Ludlum Trail
Pace Project No.: 35333909

Sample: SB-3 (0.5-2) **Lab ID: 35333909054** Collected: 09/01/17 09:52 Received: 09/01/17 18:00 Matrix: Solid

Results reported on a "dry weight" basis and are adjusted for percent moisture, sample size and any dilutions.

Parameters	Results	Units	PQL	MDL	DF	Prepared	Analyzed	CAS No.	Qual
8260/5035A Volatile Organics	Analytical Method: EPA 8260								
1,1,1-Trichloroethane	**0.0020 U**	mg/kg	0.0057	0.0020	1		09/08/17 22:58	71-55-6	
1,1,2-Trichloroethane	**0.0024 U**	mg/kg	0.0057	0.0024	1		09/08/17 22:58	79-00-5	
Trichloroethene	**0.0024 U**	mg/kg	0.0057	0.0024	1		09/08/17 22:58	79-01-6	
Trichlorofluoromethane	**0.0025 U**	mg/kg	0.0057	0.0025	1		09/08/17 22:58	75-69-4	
1,2,3-Trichloropropane	**0.0018 U**	mg/kg	0.0057	0.0018	1		09/08/17 22:58	96-18-4	
1,2,3-Trimethylbenzene	**0.0019 U**	mg/kg	0.0057	0.0019	1		09/08/17 22:58	526-73-8	
1,2,4-Trimethylbenzene	**0.0023 U**	mg/kg	0.0057	0.0023	1		09/08/17 22:58	95-63-6	
1,3,5-Trimethylbenzene	**0.0020 U**	mg/kg	0.0057	0.0020	1		09/08/17 22:58	108-67-8	
Vinyl acetate	**0.010 U**	mg/kg	0.057	0.010	1		09/08/17 22:58	108-05-4	
Vinyl chloride	**0.0020 U**	mg/kg	0.011	0.0020	1		09/08/17 22:58	75-01-4	
Xylene (Total)	**0.0041 U**	mg/kg	0.011	0.0041	1		09/08/17 22:58	1330-20-7	
m&p-Xylene	**0.0041 U**	mg/kg	0.011	0.0041	1		09/08/17 22:58	179601-23-1	
o-Xylene	**0.0022 U**	mg/kg	0.0057	0.0022	1		09/08/17 22:58	95-47-6	
Surrogates									
Toluene-d8 (S)	100	%	70-130		1		09/08/17 22:58	2037-26-5	
4-Bromofluorobenzene (S)	94	%	70-130		1		09/08/17 22:58	460-00-4	
1,2-Dichloroethane-d4 (S)	113	%	70-132		1		09/08/17 22:58	17060-07-0	
Percent Moisture	Analytical Method: ASTM D2974-87								
Percent Moisture	**5.0**	%	0.10	0.10	1		09/05/17 15:23		

This report shall not be reproduced, except in full,
without the written consent of Pace Analytical Services, LLC.

Pace Analytical Services, LLC
3610 Park Central Blvd N
Pompano Beach, FL 33064
954-582-4300

ANALYTICAL RESULTS

Project: 09217186.00/Ludlum Trail
Pace Project No.: 35333909

Sample: SB-3 (2-4) **Lab ID: 35333909055** Collected: 09/01/17 09:54 Received: 09/01/17 18:00 Matrix: Solid

Results reported on a "dry weight" basis and are adjusted for percent moisture, sample size and any dilutions.

Parameters	Results	Units	PQL	MDL	DF	Prepared	Analyzed	CAS No.	Qual
Percent Moisture	Analytical Method: ASTM D2974-87								
Percent Moisture	**8.6**	%	0.10	0.10	1		09/05/17 15:23		

This report shall not be reproduced, except in full,
without the written consent of Pace Analytical Services, LLC.

Pace Analytical Services, LLC
3610 Park Central Blvd N
Pompano Beach, FL 33064
954-582-4300

ANALYTICAL RESULTS

Project: 09217186.00/Ludlum Trail
Pace Project No.: 35333909

Sample: SB-3 (4-6) **Lab ID: 35333909056** Collected: 09/01/17 09:56 Received: 09/01/17 18:00 Matrix: Solid

Results reported on a "dry weight" basis and are adjusted for percent moisture, sample size and any dilutions.

Parameters	Results	Units	PQL	MDL	DF	Prepared	Analyzed	CAS No.	Qual
Percent Moisture	Analytical Method: ASTM D2974-87								
Percent Moisture	**6.5**	%	0.10	0.10	1		09/05/17 15:23		

This report shall not be reproduced, except in full,
without the written consent of Pace Analytical Services, LLC.

Pace Analytical Services, LLC
3610 Park Central Blvd N
Pompano Beach, FL 33064
954-582-4300

ANALYTICAL RESULTS

Project: 09217186.00/Ludlum Trail
Pace Project No.: 35333909

Sample: SB-2 (0-0.5) **Lab ID: 35333909057** Collected: 09/01/17 10:30 Received: 09/01/17 18:00 Matrix: Solid

Results reported on a "dry weight" basis and are adjusted for percent moisture, sample size and any dilutions.

Parameters	Results	Units	PQL	MDL	DF	Prepared	Analyzed	CAS No.	Qual
FL-PRO Soil Microwave	Analytical Method: FL-PRO Preparation Method: EPA 3546								
Petroleum Range Organics	**168**	mg/kg	10	6.3	1	09/06/17 23:37	09/09/17 00:42		
Surrogates									
o-Terphenyl (S)	152	%	62-109		1	09/06/17 23:37	09/09/17 00:42	84-15-1	J(S5)
N-Pentatriacontane (S)	140	%	42-159		1	09/06/17 23:37	09/09/17 00:42	630-07-09	
6010 MET ICP	Analytical Method: EPA 6010 Preparation Method: EPA 3050								
Arsenic	**3.9**	mg/kg	0.58	0.29	1	09/07/17 19:00	09/13/17 17:05	7440-38-2	
Cadmium	**1.3**	mg/kg	0.058	0.029	1	09/07/17 19:00	09/13/17 17:05	7440-43-9	
Chromium	**7.7**	mg/kg	0.29	0.15	1	09/07/17 19:00	09/13/17 17:05	7440-47-3	
Copper	**29.7**	mg/kg	0.29	0.15	1	09/07/17 19:00	09/13/17 17:05	7440-50-8	
Lead	**73.4**	mg/kg	0.58	0.29	1	09/07/17 19:00	09/13/17 17:05	7439-92-1	
8270 MSSV Short List Microwave	Analytical Method: EPA 8270 Preparation Method: EPA 3546								
Acenaphthene	**0.029 U**	mg/kg	0.079	0.029	1	09/07/17 00:19	09/08/17 05:41	83-32-9	D3
Acenaphthylene	**0.19**	mg/kg	0.079	0.025	1	09/07/17 00:19	09/08/17 05:41	208-96-8	D3
Anthracene	**0.21**	mg/kg	0.079	0.024	1	09/07/17 00:19	09/08/17 05:41	120-12-7	D3
Benzo(a)anthracene	**2.5**	mg/kg	0.079	0.023	1	09/07/17 00:19	09/08/17 05:41	56-55-3	D3
Benzo(a)pyrene	**2.1**	mg/kg	0.079	0.0093	1	09/07/17 00:19	09/08/17 05:41	50-32-8	D3
Benzo(b)fluoranthene	**4.4**	mg/kg	0.079	0.060	1	09/07/17 00:19	09/08/17 05:41	205-99-2	D3
Benzo(g,h,i)perylene	**1.0**	mg/kg	0.079	0.029	1	09/07/17 00:19	09/08/17 05:41	191-24-2	D3
Benzo(k)fluoranthene	**1.6**	mg/kg	0.079	0.017	1	09/07/17 00:19	09/08/17 05:41	207-08-9	D3
Chrysene	**2.4**	mg/kg	0.079	0.028	1	09/07/17 00:19	09/08/17 05:41	218-01-9	D3
Dibenz(a,h)anthracene	**0.040 U**	mg/kg	0.079	0.040	1	09/07/17 00:19	09/08/17 05:41	53-70-3	D3
Fluoranthene	**2.3**	mg/kg	0.079	0.026	1	09/07/17 00:19	09/08/17 05:41	206-44-0	D3
Fluorene	**0.036 U**	mg/kg	0.079	0.036	1	09/07/17 00:19	09/08/17 05:41	86-73-7	D3
Indeno(1,2,3-cd)pyrene	**0.98**	mg/kg	0.079	0.040	1	09/07/17 00:19	09/08/17 05:41	193-39-5	D3
1-Methylnaphthalene	**0.028 U**	mg/kg	0.079	0.028	1	09/07/17 00:19	09/08/17 05:41	90-12-0	D3
2-Methylnaphthalene	**0.032 U**	mg/kg	0.079	0.032	1	09/07/17 00:19	09/08/17 05:41	91-57-6	D3
Naphthalene	**0.026 U**	mg/kg	0.079	0.026	1	09/07/17 00:19	09/08/17 05:41	91-20-3	D3
Phenanthrene	**0.16**	mg/kg	0.079	0.030	1	09/07/17 00:19	09/08/17 05:41	85-01-8	D3
Pyrene	**2.3**	mg/kg	0.079	0.040	1	09/07/17 00:19	09/08/17 05:41	129-00-0	D3
Surrogates									
Nitrobenzene-d5 (S)	66	%	16-123		1	09/07/17 00:19	09/08/17 05:41	4165-60-0	
2-Fluorobiphenyl (S)	81	%	32-129		1	09/07/17 00:19	09/08/17 05:41	321-60-8	
Terphenyl-d14 (S)	33	%	38-138		1	09/07/17 00:19	09/08/17 05:41	1718-51-0	J(S0)
Percent Moisture	Analytical Method: ASTM D2974-87								
Percent Moisture	**16.5**	%	0.10	0.10	1		09/05/17 15:23		

This report shall not be reproduced, except in full,
without the written consent of Pace Analytical Services, LLC.

Pace Analytical Services, LLC
3610 Park Central Blvd N
Pompano Beach, FL 33064
954-582-4300

ANALYTICAL RESULTS

Project: 09217186.00/Ludlum Trail
Pace Project No.: 35333909

Sample: SB-2 (0.5-2) **Lab ID: 35333909058** Collected: 09/01/17 10:32 Received: 09/01/17 18:00 Matrix: Solid

Results reported on a "dry weight" basis and are adjusted for percent moisture, sample size and any dilutions.

Parameters	Results	Units	PQL	MDL	DF	Prepared	Analyzed	CAS No.	Qual
FL-PRO Soil Microwave	Analytical Method: FL-PRO Preparation Method: EPA 3546								
Petroleum Range Organics	**128**	mg/kg	10.0	6.4	1	09/06/17 23:37	09/09/17 00:42		
Surrogates									
o-Terphenyl (S)	135	%	62-109		1	09/06/17 23:37	09/09/17 00:42	84-15-1	J(S5)
N-Pentatriacontane (S)	100	%	42-159		1	09/06/17 23:37	09/09/17 00:42	630-07-09	
6010 MET ICP	Analytical Method: EPA 6010 Preparation Method: EPA 3050								
Arsenic	**5.0**	mg/kg	0.63	0.31	1	09/07/17 19:00	09/13/17 17:24	7440-38-2	
Cadmium	**2.0**	mg/kg	0.063	0.031	1	09/07/17 19:00	09/13/17 17:24	7440-43-9	
Chromium	**8.3**	mg/kg	0.31	0.16	1	09/07/17 19:00	09/13/17 17:24	7440-47-3	
Copper	**31.9**	mg/kg	0.31	0.16	1	09/07/17 19:00	09/13/17 17:24	7440-50-8	
Lead	**92.4**	mg/kg	0.63	0.31	1	09/07/17 19:00	09/13/17 17:24	7439-92-1	
8270 MSSV Short List Microwave	Analytical Method: EPA 8270 Preparation Method: EPA 3546								
Acenaphthene	**0.033 I**	mg/kg	0.079	0.029	1	09/07/17 00:19	09/08/17 06:04	83-32-9	D3
Acenaphthylene	**0.18**	mg/kg	0.079	0.025	1	09/07/17 00:19	09/08/17 06:04	208-96-8	D3
Anthracene	**0.26**	mg/kg	0.079	0.024	1	09/07/17 00:19	09/08/17 06:04	120-12-7	D3
Benzo(a)anthracene	**3.0**	mg/kg	0.079	0.023	1	09/07/17 00:19	09/08/17 06:04	56-55-3	D3
Benzo(a)pyrene	**2.6**	mg/kg	0.079	0.0093	1	09/07/17 00:19	09/08/17 06:04	50-32-8	D3
Benzo(b)fluoranthene	**4.9**	mg/kg	0.079	0.060	1	09/07/17 00:19	09/08/17 06:04	205-99-2	D3
Benzo(g,h,i)perylene	**0.95**	mg/kg	0.079	0.029	1	09/07/17 00:19	09/08/17 06:04	191-24-2	D3
Benzo(k)fluoranthene	**3.3**	mg/kg	0.079	0.017	1	09/07/17 00:19	09/08/17 06:04	207-08-9	D3
Chrysene	**3.0**	mg/kg	0.079	0.028	1	09/07/17 00:19	09/08/17 06:04	218-01-9	D3
Dibenz(a,h)anthracene	**0.040 U**	mg/kg	0.079	0.040	1	09/07/17 00:19	09/08/17 06:04	53-70-3	D3
Fluoranthene	**2.7**	mg/kg	0.079	0.026	1	09/07/17 00:19	09/08/17 06:04	206-44-0	D3
Fluorene	**0.036 U**	mg/kg	0.079	0.036	1	09/07/17 00:19	09/08/17 06:04	86-73-7	D3
Indeno(1,2,3-cd)pyrene	**0.92**	mg/kg	0.079	0.040	1	09/07/17 00:19	09/08/17 06:04	193-39-5	D3
1-Methylnaphthalene	**0.028 U**	mg/kg	0.079	0.028	1	09/07/17 00:19	09/08/17 06:04	90-12-0	D3
2-Methylnaphthalene	**0.032 U**	mg/kg	0.079	0.032	1	09/07/17 00:19	09/08/17 06:04	91-57-6	D3
Naphthalene	**0.034 I**	mg/kg	0.079	0.026	1	09/07/17 00:19	09/08/17 06:04	91-20-3	D3
Phenanthrene	**0.23**	mg/kg	0.079	0.030	1	09/07/17 00:19	09/08/17 06:04	85-01-8	D3
Pyrene	**2.7**	mg/kg	0.079	0.040	1	09/07/17 00:19	09/08/17 06:04	129-00-0	D3
Surrogates									
Nitrobenzene-d5 (S)	60	%	16-123		1	09/07/17 00:19	09/08/17 06:04	4165-60-0	
2-Fluorobiphenyl (S)	84	%	32-129		1	09/07/17 00:19	09/08/17 06:04	321-60-8	
Terphenyl-d14 (S)	43	%	38-138		1	09/07/17 00:19	09/08/17 06:04	1718-51-0	
8270 MSSV PAH by SIM SPLP	Analytical Method: EPA 8270 by SIM Preparation Method: EPA 3510 Leachate Method/Date: EPA 1312; 09/18/17 15:40								
Acenaphthene	**0.025 U**	ug/L	0.50	0.025	1	09/21/17 00:26	09/21/17 19:52	83-32-9	Q
Acenaphthylene	**2.2**	ug/L	0.50	0.025	1	09/21/17 00:26	09/21/17 19:52	208-96-8	Q
Anthracene	**1.8**	ug/L	0.50	0.025	1	09/21/17 00:26	09/21/17 19:52	120-12-7	Q
Benzo(a)anthracene	**0.025 U**	ug/L	0.10	0.025	1	09/21/17 00:26	09/21/17 19:52	56-55-3	Q
Benzo(a)pyrene	**1.2**	ug/L	0.10	0.025	1	09/21/17 00:26	09/21/17 19:52	50-32-8	Q
Benzo(b)fluoranthene	**0.98**	ug/L	0.10	0.025	1	09/21/17 00:26	09/21/17 19:52	205-99-2	Q
Benzo(g,h,i)perylene	**0.82**	ug/L	0.50	0.028	1	09/21/17 00:26	09/21/17 19:52	191-24-2	Q

This report shall not be reproduced, except in full,
without the written consent of Pace Analytical Services, LLC.

Pace Analytical Services, LLC
3610 Park Central Blvd N
Pompano Beach, FL 33064
954-582-4300

ANALYTICAL RESULTS

Project: 09217186.00/Ludlum Trail
Pace Project No.: 35333909

Sample: SB-2 (0.5-2) **Lab ID: 35333909058** Collected: 09/01/17 10:32 Received: 09/01/17 18:00 Matrix: Solid

Results reported on a "dry weight" basis and are adjusted for percent moisture, sample size and any dilutions.

Parameters	Results	Units	PQL	MDL	DF	Prepared	Analyzed	CAS No.	Qual
8270 MSSV PAH by SIM SPLP	Analytical Method: EPA 8270 by SIM Preparation Method: EPA 3510								
	Leachate Method/Date: EPA 1312; 09/18/17 15:40								
Benzo(k)fluoranthene	**0.025 U**	ug/L	0.50	0.025	1	09/21/17 00:26	09/21/17 19:52	207-08-9	Q
Chrysene	**0.025 U**	ug/L	0.50	0.025	1	09/21/17 00:26	09/21/17 19:52	218-01-9	Q
Dibenz(a,h)anthracene	**0.87**	ug/L	0.10	0.034	1	09/21/17 00:26	09/21/17 19:52	53-70-3	Q
Fluoranthene	**0.96**	ug/L	0.50	0.025	1	09/21/17 00:26	09/21/17 19:52	206-44-0	Q
Fluorene	**0.025 U**	ug/L	0.50	0.025	1	09/21/17 00:26	09/21/17 19:52	86-73-7	Q
Indeno(1,2,3-cd)pyrene	**1.0**	ug/L	0.10	0.029	1	09/21/17 00:26	09/21/17 19:52	193-39-5	Q
1-Methylnaphthalene	**1.0 U**	ug/L	2.0	1.0	1	09/21/17 00:26	09/21/17 19:52	90-12-0	Q
2-Methylnaphthalene	**1.0 U**	ug/L	2.0	1.0	1	09/21/17 00:26	09/21/17 19:52	91-57-6	Q
Naphthalene	**1.0 U**	ug/L	2.0	1.0	1	09/21/17 00:26	09/21/17 19:52	91-20-3	Q
Phenanthrene	**0.050 U**	ug/L	0.50	0.050	1	09/21/17 00:26	09/21/17 19:52	85-01-8	Q
Pyrene	**0.94**	ug/L	0.50	0.025	1	09/21/17 00:26	09/21/17 19:52	129-00-0	Q
Surrogates									
2-Fluorobiphenyl (S)	59	%	33-101		1	09/21/17 00:26	09/21/17 19:52	321-60-8	
Terphenyl-d14 (S)	81	%	38-115		1	09/21/17 00:26	09/21/17 19:52	1718-51-0	
Percent Moisture	Analytical Method: ASTM D2974-87								
Percent Moisture	**17.1**	%	0.10	0.10	1		09/05/17 15:23		

This report shall not be reproduced, except in full,
without the written consent of Pace Analytical Services, LLC.

Pace Analytical Services, LLC
3610 Park Central Blvd N
Pompano Beach, FL 33064
954-582-4300

ANALYTICAL RESULTS

Project: 09217186.00/Ludlum Trail
Pace Project No.: 35333909

Sample: SB-2 (2-4) **Lab ID: 35333909059** Collected: 09/01/17 10:34 Received: 09/01/17 18:00 Matrix: Solid

Results reported on a "dry weight" basis and are adjusted for percent moisture, sample size and any dilutions.

Parameters	Results	Units	PQL	MDL	DF	Prepared	Analyzed	CAS No.	Qual
8270 MSSV Short List Microwave	Analytical Method: EPA 8270 Preparation Method: EPA 3546								
Acenaphthene	**0.014 U**	mg/kg	0.039	0.014	1	09/18/17 00:00	09/19/17 16:38	83-32-9	Q
Acenaphthylene	**0.035 I**	mg/kg	0.039	0.012	1	09/18/17 00:00	09/19/17 16:38	208-96-8	Q
Anthracene	**0.026 I**	mg/kg	0.039	0.012	1	09/18/17 00:00	09/19/17 16:38	120-12-7	Q
Benzo(a)anthracene	**0.22**	mg/kg	0.039	0.011	1	09/18/17 00:00	09/19/17 16:38	56-55-3	Q
Benzo(a)pyrene	**0.23**	mg/kg	0.039	0.0046	1	09/18/17 00:00	09/19/17 16:38	50-32-8	Q
Benzo(b)fluoranthene	**0.29**	mg/kg	0.039	0.029	1	09/18/17 00:00	09/19/17 16:38	205-99-2	Q
Benzo(g,h,i)perylene	**0.19**	mg/kg	0.039	0.014	1	09/18/17 00:00	09/19/17 16:38	191-24-2	Q
Benzo(k)fluoranthene	**0.19**	mg/kg	0.039	0.0084	1	09/18/17 00:00	09/19/17 16:38	207-08-9	Q
Chrysene	**0.25**	mg/kg	0.039	0.014	1	09/18/17 00:00	09/19/17 16:38	218-01-9	Q
Dibenz(a,h)anthracene	**0.020 U**	mg/kg	0.039	0.020	1	09/18/17 00:00	09/19/17 16:38	53-70-3	Q
Fluoranthene	**0.33**	mg/kg	0.039	0.013	1	09/18/17 00:00	09/19/17 16:38	206-44-0	Q
Fluorene	**0.018 U**	mg/kg	0.039	0.018	1	09/18/17 00:00	09/19/17 16:38	86-73-7	Q
Indeno(1,2,3-cd)pyrene	**0.16**	mg/kg	0.039	0.020	1	09/18/17 00:00	09/19/17 16:38	193-39-5	Q
1-Methylnaphthalene	**0.014 U**	mg/kg	0.039	0.014	1	09/18/17 00:00	09/19/17 16:38	90-12-0	Q
2-Methylnaphthalene	**0.016 U**	mg/kg	0.039	0.016	1	09/18/17 00:00	09/19/17 16:38	91-57-6	Q
Naphthalene	**0.013 U**	mg/kg	0.039	0.013	1	09/18/17 00:00	09/19/17 16:38	91-20-3	Q
Phenanthrene	**0.067**	mg/kg	0.039	0.015	1	09/18/17 00:00	09/19/17 16:38	85-01-8	Q
Pyrene	**0.37**	mg/kg	0.039	0.020	1	09/18/17 00:00	09/19/17 16:38	129-00-0	Q
Surrogates									
Nitrobenzene-d5 (S)	79	%	16-123		1	09/18/17 00:00	09/19/17 16:38	4165-60-0	
2-Fluorobiphenyl (S)	88	%	32-129		1	09/18/17 00:00	09/19/17 16:38	321-60-8	
Terphenyl-d14 (S)	101	%	38-138		1	09/18/17 00:00	09/19/17 16:38	1718-51-0	
Percent Moisture	Analytical Method: ASTM D2974-87								
Percent Moisture	**14.7**	%	0.10	0.10	1		09/05/17 15:24		

This report shall not be reproduced, except in full,
without the written consent of Pace Analytical Services, LLC.

Pace Analytical Services, LLC
3610 Park Central Blvd N
Pompano Beach, FL 33064
954-582-4300

ANALYTICAL RESULTS

Project: 09217186.00/Ludlum Trail
Pace Project No.: 35333909

Sample: SB-21-1 (0-0.5) **Lab ID: 35333909060** Collected: 08/31/17 15:50 Received: 09/01/17 18:00 Matrix: Solid

Results reported on a "dry weight" basis and are adjusted for percent moisture, sample size and any dilutions.

Parameters	Results	Units	PQL	MDL	DF	Prepared	Analyzed	CAS No.	Qual
FL-PRO Soil Microwave	Analytical Method: FL-PRO Preparation Method: EPA 3546								
Petroleum Range Organics	**7.2 I**	mg/kg	9.5	6.0	1	09/06/17 23:37	09/09/17 01:06		
Surrogates									
o-Terphenyl (S)	101	%	62-109		1	09/06/17 23:37	09/09/17 01:06	84-15-1	
N-Pentatriacontane (S)	87	%	42-159		1	09/06/17 23:37	09/09/17 01:06	630-07-09	
6010 MET ICP	Analytical Method: EPA 6010 Preparation Method: EPA 3050								
Arsenic	**7.5**	mg/kg	0.56	0.28	1	09/07/17 19:00	09/13/17 17:29	7440-38-2	
Cadmium	**0.037 I**	mg/kg	0.056	0.028	1	09/07/17 19:00	09/13/17 17:29	7440-43-9	
Chromium	**6.5**	mg/kg	0.28	0.14	1	09/07/17 19:00	09/13/17 17:29	7440-47-3	
Copper	**7.0**	mg/kg	0.28	0.14	1	09/07/17 19:00	09/13/17 17:29	7440-50-8	
Lead	**13.5**	mg/kg	0.56	0.28	1	09/07/17 19:00	09/13/17 17:29	7439-92-1	
8270 MSSV Short List Microwave	Analytical Method: EPA 8270 Preparation Method: EPA 3546								
Acenaphthene	**0.028 U**	mg/kg	0.076	0.028	1	09/07/17 00:19	09/08/17 06:27	83-32-9	D3
Acenaphthylene	**0.055 I**	mg/kg	0.076	0.024	1	09/07/17 00:19	09/08/17 06:27	208-96-8	D3
Anthracene	**0.041 I**	mg/kg	0.076	0.023	1	09/07/17 00:19	09/08/17 06:27	120-12-7	D3
Benzo(a)anthracene	**0.33**	mg/kg	0.076	0.022	1	09/07/17 00:19	09/08/17 06:27	56-55-3	D3
Benzo(a)pyrene	**0.67**	mg/kg	0.076	0.0089	1	09/07/17 00:19	09/08/17 06:27	50-32-8	D3
Benzo(b)fluoranthene	**1.2**	mg/kg	0.076	0.057	1	09/07/17 00:19	09/08/17 06:27	205-99-2	D3
Benzo(g,h,i)perylene	**0.34**	mg/kg	0.076	0.027	1	09/07/17 00:19	09/08/17 06:27	191-24-2	D3
Benzo(k)fluoranthene	**0.016 U**	mg/kg	0.076	0.016	1	09/07/17 00:19	09/08/17 06:27	207-08-9	D3
Chrysene	**0.31**	mg/kg	0.076	0.027	1	09/07/17 00:19	09/08/17 06:27	218-01-9	D3
Dibenz(a,h)anthracene	**0.038 U**	mg/kg	0.076	0.038	1	09/07/17 00:19	09/08/17 06:27	53-70-3	D3
Fluoranthene	**0.21**	mg/kg	0.076	0.025	1	09/07/17 00:19	09/08/17 06:27	206-44-0	D3
Fluorene	**0.034 U**	mg/kg	0.076	0.034	1	09/07/17 00:19	09/08/17 06:27	86-73-7	D3
Indeno(1,2,3-cd)pyrene	**0.29**	mg/kg	0.076	0.038	1	09/07/17 00:19	09/08/17 06:27	193-39-5	D3
1-Methylnaphthalene	**0.027 U**	mg/kg	0.076	0.027	1	09/07/17 00:19	09/08/17 06:27	90-12-0	D3
2-Methylnaphthalene	**0.031 U**	mg/kg	0.076	0.031	1	09/07/17 00:19	09/08/17 06:27	91-57-6	D3
Naphthalene	**0.025 U**	mg/kg	0.076	0.025	1	09/07/17 00:19	09/08/17 06:27	91-20-3	D3
Phenanthrene	**0.084**	mg/kg	0.076	0.029	1	09/07/17 00:19	09/08/17 06:27	85-01-8	D3
Pyrene	**0.35**	mg/kg	0.076	0.038	1	09/07/17 00:19	09/08/17 06:27	129-00-0	D3
Surrogates									
Nitrobenzene-d5 (S)	75	%	16-123		1	09/07/17 00:19	09/08/17 06:27	4165-60-0	
2-Fluorobiphenyl (S)	85	%	32-129		1	09/07/17 00:19	09/08/17 06:27	321-60-8	
Terphenyl-d14 (S)	37	%	38-138		1	09/07/17 00:19	09/08/17 06:27	1718-51-0	J(S0)
8260/5035A Volatile Organics	Analytical Method: EPA 8260								
Acetone	**0.019 U**	mg/kg	0.19	0.019	1		09/08/17 23:17	67-64-1	
Acetonitrile	**0.049 U**	mg/kg	0.094	0.049	1		09/08/17 23:17	75-05-8	
Benzene	**0.0030 U**	mg/kg	0.0094	0.0030	1		09/08/17 23:17	71-43-2	
Bromobenzene	**0.0038 U**	mg/kg	0.0094	0.0038	1		09/08/17 23:17	108-86-1	
Bromochloromethane	**0.0032 U**	mg/kg	0.0094	0.0032	1		09/08/17 23:17	74-97-5	
Bromodichloromethane	**0.0036 U**	mg/kg	0.0094	0.0036	1		09/08/17 23:17	75-27-4	
Bromoform	**0.0043 U**	mg/kg	0.0094	0.0043	1		09/08/17 23:17	75-25-2	
Bromomethane	**0.0047 U**	mg/kg	0.019	0.0047	1		09/08/17 23:17	74-83-9	

This report shall not be reproduced, except in full,
without the written consent of Pace Analytical Services, LLC.

Pace Analytical Services, LLC
3610 Park Central Blvd N
Pompano Beach, FL 33064
954-582-4300

ANALYTICAL RESULTS

Project: 09217186.00/Ludlum Trail
Pace Project No.: 35333909

Sample: SB-21-1 (0-0.5) **Lab ID: 35333909060** Collected: 08/31/17 15:50 Received: 09/01/17 18:00 Matrix: Solid

Results reported on a "dry weight" basis and are adjusted for percent moisture, sample size and any dilutions.

Parameters	Results	Units	PQL	MDL	DF	Prepared	Analyzed	CAS No.	Qual
8260/5035A Volatile Organics	Analytical Method: EPA 8260								
2-Butanone (MEK)	**0.0055 U**	mg/kg	0.19	0.0055	1		09/08/17 23:17	78-93-3	
n-Butylbenzene	**0.0034 U**	mg/kg	0.0094	0.0034	1		09/08/17 23:17	104-51-8	
sec-Butylbenzene	**0.0030 U**	mg/kg	0.0094	0.0030	1		09/08/17 23:17	135-98-8	
tert-Butylbenzene	**0.0038 U**	mg/kg	0.0094	0.0038	1		09/08/17 23:17	98-06-6	
Carbon disulfide	**0.0057 U**	mg/kg	0.019	0.0057	1		09/08/17 23:17	75-15-0	
Carbon tetrachloride	**0.0049 U**	mg/kg	0.0094	0.0049	1		09/08/17 23:17	56-23-5	
Chlorobenzene	**0.0036 U**	mg/kg	0.0094	0.0036	1		09/08/17 23:17	108-90-7	
Chloroethane	**0.0045 U**	mg/kg	0.019	0.0045	1		09/08/17 23:17	75-00-3	
Chloroform	**0.0030 U**	mg/kg	0.0094	0.0030	1		09/08/17 23:17	67-66-3	
Chloromethane	**0.0045 U**	mg/kg	0.019	0.0045	1		09/08/17 23:17	74-87-3	
2-Chlorotoluene	**0.0032 U**	mg/kg	0.0094	0.0032	1		09/08/17 23:17	95-49-8	
4-Chlorotoluene	**0.0034 U**	mg/kg	0.0094	0.0034	1		09/08/17 23:17	106-43-4	
Dibromochloromethane	**0.0034 U**	mg/kg	0.0094	0.0034	1		09/08/17 23:17	124-48-1	
Dibromomethane	**0.0047 U**	mg/kg	0.0094	0.0047	1		09/08/17 23:17	74-95-3	
1,2-Dichlorobenzene	**0.0036 U**	mg/kg	0.0094	0.0036	1		09/08/17 23:17	95-50-1	
1,3-Dichlorobenzene	**0.0038 U**	mg/kg	0.0094	0.0038	1		09/08/17 23:17	541-73-1	
1,4-Dichlorobenzene	**0.0032 U**	mg/kg	0.0094	0.0032	1		09/08/17 23:17	106-46-7	
Dichlorodifluoromethane	**0.0068 U**	mg/kg	0.019	0.0068	1		09/08/17 23:17	75-71-8	
1,1-Dichloroethane	**0.0028 U**	mg/kg	0.0094	0.0028	1		09/08/17 23:17	75-34-3	
1,2-Dichloroethane	**0.0042 U**	mg/kg	0.0094	0.0042	1		09/08/17 23:17	107-06-2	
1,1-Dichloroethene	**0.0034 U**	mg/kg	0.0094	0.0034	1		09/08/17 23:17	75-35-4	
cis-1,2-Dichloroethene	**0.0026 U**	mg/kg	0.0094	0.0026	1		09/08/17 23:17	156-59-2	
trans-1,2-Dichloroethene	**0.0036 U**	mg/kg	0.0094	0.0036	1		09/08/17 23:17	156-60-5	
1,2-Dichloropropane	**0.0032 U**	mg/kg	0.0094	0.0032	1		09/08/17 23:17	78-87-5	
1,3-Dichloropropane	**0.0036 U**	mg/kg	0.0094	0.0036	1		09/08/17 23:17	142-28-9	
2,2-Dichloropropane	**0.0032 U**	mg/kg	0.0094	0.0032	1		09/08/17 23:17	594-20-7	
1,1-Dichloropropene	**0.0028 U**	mg/kg	0.0094	0.0028	1		09/08/17 23:17	563-58-6	
cis-1,3-Dichloropropene	**0.0034 U**	mg/kg	0.0094	0.0034	1		09/08/17 23:17	10061-01-5	
trans-1,3-Dichloropropene	**0.0028 U**	mg/kg	0.0094	0.0028	1		09/08/17 23:17	10061-02-6	
Ethylbenzene	**0.0034 U**	mg/kg	0.0094	0.0034	1		09/08/17 23:17	100-41-4	
2-Hexanone	**0.0074 U**	mg/kg	0.094	0.0074	1		09/08/17 23:17	591-78-6	
Iodomethane	**0.019 U**	mg/kg	0.019	0.019	1		09/08/17 23:17	74-88-4	
Isopropylbenzene (Cumene)	**0.0036 U**	mg/kg	0.0094	0.0036	1		09/08/17 23:17	98-82-8	
p-Isopropyltoluene	**0.0032 U**	mg/kg	0.0094	0.0032	1		09/08/17 23:17	99-87-6	
Methylene Chloride	**0.0057 U**	mg/kg	0.038	0.0057	1		09/08/17 23:17	75-09-2	
4-Methyl-2-pentanone (MIBK)	**0.0070 U**	mg/kg	0.094	0.0070	1		09/08/17 23:17	108-10-1	
Methyl-tert-butyl ether	**0.0028 U**	mg/kg	0.0094	0.0028	1		09/08/17 23:17	1634-04-4	
n-Propylbenzene	**0.0032 U**	mg/kg	0.0094	0.0032	1		09/08/17 23:17	103-65-1	
Styrene	**0.0034 U**	mg/kg	0.0094	0.0034	1		09/08/17 23:17	100-42-5	
1,1,1,2-Tetrachloroethane	**0.0040 U**	mg/kg	0.0094	0.0040	1		09/08/17 23:17	630-20-6	
1,1,2,2-Tetrachloroethane	**0.0036 U**	mg/kg	0.0094	0.0036	1		09/08/17 23:17	79-34-5	
Tetrachloroethene	**0.0032 U**	mg/kg	0.0094	0.0032	1		09/08/17 23:17	127-18-4	
Toluene	**0.0034 U**	mg/kg	0.0094	0.0034	1		09/08/17 23:17	108-88-3	
1,2,3-Trichlorobenzene	**0.0042 U**	mg/kg	0.0094	0.0042	1		09/08/17 23:17	87-61-6	
1,2,4-Trichlorobenzene	**0.0030 U**	mg/kg	0.0094	0.0030	1		09/08/17 23:17	120-82-1	

This report shall not be reproduced, except in full,
without the written consent of Pace Analytical Services, LLC.

Pace Analytical Services, LLC
3610 Park Central Blvd N
Pompano Beach, FL 33064
954-582-4300

ANALYTICAL RESULTS

Project: 09217186.00/Ludlum Trail
Pace Project No.: 35333909

Sample: SB-21-1 (0-0.5) **Lab ID: 35333909060** Collected: 08/31/17 15:50 Received: 09/01/17 18:00 Matrix: Solid

Results reported on a "dry weight" basis and are adjusted for percent moisture, sample size and any dilutions.

Parameters	Results	Units	PQL	MDL	DF	Prepared	Analyzed	CAS No.	Qual
8260/5035A Volatile Organics	Analytical Method: EPA 8260								
1,1,1-Trichloroethane	**0.0034 U**	mg/kg	0.0094	0.0034	1		09/08/17 23:17	71-55-6	
1,1,2-Trichloroethane	**0.0040 U**	mg/kg	0.0094	0.0040	1		09/08/17 23:17	79-00-5	
Trichloroethene	**0.0040 U**	mg/kg	0.0094	0.0040	1		09/08/17 23:17	79-01-6	
Trichlorofluoromethane	**0.0042 U**	mg/kg	0.0094	0.0042	1		09/08/17 23:17	75-69-4	
1,2,3-Trichloropropane	**0.0030 U**	mg/kg	0.0094	0.0030	1		09/08/17 23:17	96-18-4	
1,2,3-Trimethylbenzene	**0.0032 U**	mg/kg	0.0094	0.0032	1		09/08/17 23:17	526-73-8	
1,2,4-Trimethylbenzene	**0.0038 U**	mg/kg	0.0094	0.0038	1		09/08/17 23:17	95-63-6	
1,3,5-Trimethylbenzene	**0.0034 U**	mg/kg	0.0094	0.0034	1		09/08/17 23:17	108-67-8	
Vinyl acetate	**0.017 U**	mg/kg	0.094	0.017	1		09/08/17 23:17	108-05-4	
Vinyl chloride	**0.0034 U**	mg/kg	0.019	0.0034	1		09/08/17 23:17	75-01-4	
Xylene (Total)	**0.0068 U**	mg/kg	0.019	0.0068	1		09/08/17 23:17	1330-20-7	
m&p-Xylene	**0.0068 U**	mg/kg	0.019	0.0068	1		09/08/17 23:17	179601-23-1	
o-Xylene	**0.0036 U**	mg/kg	0.0094	0.0036	1		09/08/17 23:17	95-47-6	
Surrogates									
Toluene-d8 (S)	99	%	70-130		1		09/08/17 23:17	2037-26-5	
4-Bromofluorobenzene (S)	87	%	70-130		1		09/08/17 23:17	460-00-4	
1,2-Dichloroethane-d4 (S)	117	%	70-132		1		09/08/17 23:17	17060-07-0	
Percent Moisture	Analytical Method: ASTM D2974-87								
Percent Moisture	**12.9**	%	0.10	0.10	1		09/05/17 15:24		

This report shall not be reproduced, except in full,
without the written consent of Pace Analytical Services, LLC.

Pace Analytical Services, LLC
3610 Park Central Blvd N
Pompano Beach, FL 33064
954-582-4300

ANALYTICAL RESULTS

Project: 09217186.00/Ludlum Trail
Pace Project No.: 35333909

Sample: SB-21-1 (0.5-2) **Lab ID: 35333909061** Collected: 08/31/17 15:52 Received: 09/01/17 18:00 Matrix: Solid

Results reported on a "dry weight" basis and are adjusted for percent moisture, sample size and any dilutions.

Parameters	Results	Units	PQL	MDL	DF	Prepared	Analyzed	CAS No.	Qual
FL-PRO Soil Microwave	Analytical Method: FL-PRO Preparation Method: EPA 3546								
Petroleum Range Organics	**254**	mg/kg	10.2	6.5	1	09/06/17 23:37	09/09/17 01:06		
Surrogates									
o-Terphenyl (S)	127	%	62-109		1	09/06/17 23:37	09/09/17 01:06	84-15-1	J(S5)
N-Pentatriacontane (S)	101	%	42-159		1	09/06/17 23:37	09/09/17 01:06	630-07-09	
6010 MET ICP	Analytical Method: EPA 6010 Preparation Method: EPA 3050								
Arsenic	**27.7**	mg/kg	0.54	0.27	1	09/07/17 19:00	09/13/17 17:35	7440-38-2	
Cadmium	**0.050 I**	mg/kg	0.054	0.027	1	09/07/17 19:00	09/13/17 17:35	7440-43-9	
Chromium	**9.7**	mg/kg	0.27	0.14	1	09/07/17 19:00	09/13/17 17:35	7440-47-3	
Copper	**14.9**	mg/kg	0.27	0.14	1	09/07/17 19:00	09/13/17 17:35	7440-50-8	
Lead	**28.7**	mg/kg	0.54	0.27	1	09/07/17 19:00	09/13/17 17:35	7439-92-1	
8270 MSSV Short List Microwave	Analytical Method: EPA 8270 Preparation Method: EPA 3546								
Acenaphthene	**0.030 U**	mg/kg	0.083	0.030	1	09/07/17 00:19	09/08/17 06:50	83-32-9	D3
Acenaphthylene	**0.23**	mg/kg	0.083	0.026	1	09/07/17 00:19	09/08/17 06:50	208-96-8	D3
Anthracene	**0.23**	mg/kg	0.083	0.025	1	09/07/17 00:19	09/08/17 06:50	120-12-7	D3
Benzo(a)anthracene	**2.0**	mg/kg	0.083	0.024	1	09/07/17 00:19	09/08/17 06:50	56-55-3	D3
Benzo(a)pyrene	**4.1**	mg/kg	0.083	0.0097	1	09/07/17 00:19	09/08/17 06:50	50-32-8	D3
Benzo(b)fluoranthene	**6.4**	mg/kg	0.083	0.062	1	09/07/17 00:19	09/08/17 06:50	205-99-2	D3
Benzo(g,h,i)perylene	**1.7**	mg/kg	0.083	0.030	1	09/07/17 00:19	09/08/17 06:50	191-24-2	D3
Benzo(k)fluoranthene	**3.8**	mg/kg	0.083	0.018	1	09/07/17 00:19	09/08/17 06:50	207-08-9	D3
Chrysene	**2.6**	mg/kg	0.083	0.030	1	09/07/17 00:19	09/08/17 06:50	218-01-9	D3
Dibenz(a,h)anthracene	**0.51**	mg/kg	0.083	0.042	1	09/07/17 00:19	09/08/17 06:50	53-70-3	D3
Fluoranthene	**1.5**	mg/kg	0.083	0.027	1	09/07/17 00:19	09/08/17 06:50	206-44-0	D3
Fluorene	**0.037 U**	mg/kg	0.083	0.037	1	09/07/17 00:19	09/08/17 06:50	86-73-7	D3
Indeno(1,2,3-cd)pyrene	**1.8**	mg/kg	0.083	0.042	1	09/07/17 00:19	09/08/17 06:50	193-39-5	D3
1-Methylnaphthalene	**0.029 U**	mg/kg	0.083	0.029	1	09/07/17 00:19	09/08/17 06:50	90-12-0	D3
2-Methylnaphthalene	**0.034 U**	mg/kg	0.083	0.034	1	09/07/17 00:19	09/08/17 06:50	91-57-6	D3
Naphthalene	**0.049 I**	mg/kg	0.083	0.027	1	09/07/17 00:19	09/08/17 06:50	91-20-3	D3
Phenanthrene	**0.32**	mg/kg	0.083	0.031	1	09/07/17 00:19	09/08/17 06:50	85-01-8	D3
Pyrene	**3.1**	mg/kg	0.083	0.042	1	09/07/17 00:19	09/08/17 06:50	129-00-0	D3
Surrogates									
Nitrobenzene-d5 (S)	69	%	16-123		1	09/07/17 00:19	09/08/17 06:50	4165-60-0	
2-Fluorobiphenyl (S)	54	%	32-129		1	09/07/17 00:19	09/08/17 06:50	321-60-8	
Terphenyl-d14 (S)	23	%	38-138		1	09/07/17 00:19	09/08/17 06:50	1718-51-0	J(S0)
8270 MSSV PAH by SIM SPLP	Analytical Method: EPA 8270 by SIM Preparation Method: EPA 3510 Leachate Method/Date: EPA 1312; 09/18/17 15:40								
Acenaphthene	**0.025 U**	ug/L	0.50	0.025	1	09/21/17 00:26	09/21/17 20:14	83-32-9	Q
Acenaphthylene	**2.2**	ug/L	0.50	0.025	1	09/21/17 00:26	09/21/17 20:14	208-96-8	Q
Anthracene	**1.8**	ug/L	0.50	0.025	1	09/21/17 00:26	09/21/17 20:14	120-12-7	Q
Benzo(a)anthracene	**0.025 U**	ug/L	0.10	0.025	1	09/21/17 00:26	09/21/17 20:14	56-55-3	Q
Benzo(a)pyrene	**1.3**	ug/L	0.10	0.025	1	09/21/17 00:26	09/21/17 20:14	50-32-8	Q
Benzo(b)fluoranthene	**1.2**	ug/L	0.10	0.025	1	09/21/17 00:26	09/21/17 20:14	205-99-2	Q
Benzo(g,h,i)perylene	**0.96**	ug/L	0.50	0.028	1	09/21/17 00:26	09/21/17 20:14	191-24-2	Q

This report shall not be reproduced, except in full,
without the written consent of Pace Analytical Services, LLC.

Pace Analytical Services, LLC
3610 Park Central Blvd N
Pompano Beach, FL 33064
954-582-4300

ANALYTICAL RESULTS

Project: 09217186.00/Ludlum Trail
Pace Project No.: 35333909

Sample: SB-21-1 (0.5-2) **Lab ID: 35333909061** Collected: 08/31/17 15:52 Received: 09/01/17 18:00 Matrix: Solid

Results reported on a "dry weight" basis and are adjusted for percent moisture, sample size and any dilutions.

Parameters	Results	Units	PQL	MDL	DF	Prepared	Analyzed	CAS No.	Qual
8270 MSSV PAH by SIM SPLP	Analytical Method: EPA 8270 by SIM Preparation Method: EPA 3510								
	Leachate Method/Date: EPA 1312; 09/18/17 15:40								
Benzo(k)fluoranthene	**0.025 U**	ug/L	0.50	0.025	1	09/21/17 00:26	09/21/17 20:14	207-08-9	Q
Chrysene	**0.025 U**	ug/L	0.50	0.025	1	09/21/17 00:26	09/21/17 20:14	218-01-9	Q
Dibenz(a,h)anthracene	**0.89**	ug/L	0.10	0.034	1	09/21/17 00:26	09/21/17 20:14	53-70-3	Q
Fluoranthene	**0.98**	ug/L	0.50	0.025	1	09/21/17 00:26	09/21/17 20:14	206-44-0	Q
Fluorene	**0.025 U**	ug/L	0.50	0.025	1	09/21/17 00:26	09/21/17 20:14	86-73-7	Q
Indeno(1,2,3-cd)pyrene	**1.1**	ug/L	0.10	0.029	1	09/21/17 00:26	09/21/17 20:14	193-39-5	Q
1-Methylnaphthalene	**1.0 U**	ug/L	2.0	1.0	1	09/21/17 00:26	09/21/17 20:14	90-12-0	Q
2-Methylnaphthalene	**1.0 U**	ug/L	2.0	1.0	1	09/21/17 00:26	09/21/17 20:14	91-57-6	Q
Naphthalene	**1.0 U**	ug/L	2.0	1.0	1	09/21/17 00:26	09/21/17 20:14	91-20-3	Q
Phenanthrene	**0.050 U**	ug/L	0.50	0.050	1	09/21/17 00:26	09/21/17 20:14	85-01-8	Q
Pyrene	**1.0**	ug/L	0.50	0.025	1	09/21/17 00:26	09/21/17 20:14	129-00-0	Q
Surrogates									
2-Fluorobiphenyl (S)	74	%	33-101		1	09/21/17 00:26	09/21/17 20:14	321-60-8	
Terphenyl-d14 (S)	85	%	38-115		1	09/21/17 00:26	09/21/17 20:14	1718-51-0	
8260/5035A Volatile Organics	Analytical Method: EPA 8260								
Acetone	**0.016 U**	mg/kg	0.16	0.016	1		09/08/17 23:37	67-64-1	
Acetonitrile	**0.041 U**	mg/kg	0.078	0.041	1		09/08/17 23:37	75-05-8	
Benzene	**0.0025 U**	mg/kg	0.0078	0.0025	1		09/08/17 23:37	71-43-2	
Bromobenzene	**0.0031 U**	mg/kg	0.0078	0.0031	1		09/08/17 23:37	108-86-1	
Bromochloromethane	**0.0027 U**	mg/kg	0.0078	0.0027	1		09/08/17 23:37	74-97-5	
Bromodichloromethane	**0.0030 U**	mg/kg	0.0078	0.0030	1		09/08/17 23:37	75-27-4	
Bromoform	**0.0036 U**	mg/kg	0.0078	0.0036	1		09/08/17 23:37	75-25-2	
Bromomethane	**0.0039 U**	mg/kg	0.016	0.0039	1		09/08/17 23:37	74-83-9	
2-Butanone (MEK)	**0.0045 U**	mg/kg	0.16	0.0045	1		09/08/17 23:37	78-93-3	
n-Butylbenzene	**0.0028 U**	mg/kg	0.0078	0.0028	1		09/08/17 23:37	104-51-8	
sec-Butylbenzene	**0.0025 U**	mg/kg	0.0078	0.0025	1		09/08/17 23:37	135-98-8	
tert-Butylbenzene	**0.0031 U**	mg/kg	0.0078	0.0031	1		09/08/17 23:37	98-06-6	
Carbon disulfide	**0.0047 U**	mg/kg	0.016	0.0047	1		09/08/17 23:37	75-15-0	
Carbon tetrachloride	**0.0041 U**	mg/kg	0.0078	0.0041	1		09/08/17 23:37	56-23-5	
Chlorobenzene	**0.0030 U**	mg/kg	0.0078	0.0030	1		09/08/17 23:37	108-90-7	
Chloroethane	**0.0038 U**	mg/kg	0.016	0.0038	1		09/08/17 23:37	75-00-3	
Chloroform	**0.0025 U**	mg/kg	0.0078	0.0025	1		09/08/17 23:37	67-66-3	
Chloromethane	**0.0038 U**	mg/kg	0.016	0.0038	1		09/08/17 23:37	74-87-3	
2-Chlorotoluene	**0.0027 U**	mg/kg	0.0078	0.0027	1		09/08/17 23:37	95-49-8	
4-Chlorotoluene	**0.0028 U**	mg/kg	0.0078	0.0028	1		09/08/17 23:37	106-43-4	
Dibromochloromethane	**0.0028 U**	mg/kg	0.0078	0.0028	1		09/08/17 23:37	124-48-1	
Dibromomethane	**0.0039 U**	mg/kg	0.0078	0.0039	1		09/08/17 23:37	74-95-3	
1,2-Dichlorobenzene	**0.0030 U**	mg/kg	0.0078	0.0030	1		09/08/17 23:37	95-50-1	
1,3-Dichlorobenzene	**0.0031 U**	mg/kg	0.0078	0.0031	1		09/08/17 23:37	541-73-1	
1,4-Dichlorobenzene	**0.0027 U**	mg/kg	0.0078	0.0027	1		09/08/17 23:37	106-46-7	
Dichlorodifluoromethane	**0.0056 U**	mg/kg	0.016	0.0056	1		09/08/17 23:37	75-71-8	
1,1-Dichloroethane	**0.0023 U**	mg/kg	0.0078	0.0023	1		09/08/17 23:37	75-34-3	
1,2-Dichloroethane	**0.0034 U**	mg/kg	0.0078	0.0034	1		09/08/17 23:37	107-06-2	

This report shall not be reproduced, except in full,
without the written consent of Pace Analytical Services, LLC.

Pace Analytical Services, LLC
3610 Park Central Blvd N
Pompano Beach, FL 33064
954-582-4300

ANALYTICAL RESULTS

Project: 09217186.00/Ludlum Trail
Pace Project No.: 35333909

Sample: SB-21-1 (0.5-2) **Lab ID: 35333909061** Collected: 08/31/17 15:52 Received: 09/01/17 18:00 Matrix: Solid

Results reported on a "dry weight" basis and are adjusted for percent moisture, sample size and any dilutions.

Parameters	Results	Units	PQL	MDL	DF	Prepared	Analyzed	CAS No.	Qual
8260/5035A Volatile Organics	Analytical Method: EPA 8260								
1,1-Dichloroethene	**0.0028 U**	mg/kg	0.0078	0.0028	1		09/08/17 23:37	75-35-4	
cis-1,2-Dichloroethene	**0.0022 U**	mg/kg	0.0078	0.0022	1		09/08/17 23:37	156-59-2	
trans-1,2-Dichloroethene	**0.0030 U**	mg/kg	0.0078	0.0030	1		09/08/17 23:37	156-60-5	
1,2-Dichloropropane	**0.0027 U**	mg/kg	0.0078	0.0027	1		09/08/17 23:37	78-87-5	
1,3-Dichloropropane	**0.0030 U**	mg/kg	0.0078	0.0030	1		09/08/17 23:37	142-28-9	
2,2-Dichloropropane	**0.0027 U**	mg/kg	0.0078	0.0027	1		09/08/17 23:37	594-20-7	
1,1-Dichloropropene	**0.0023 U**	mg/kg	0.0078	0.0023	1		09/08/17 23:37	563-58-6	
cis-1,3-Dichloropropene	**0.0028 U**	mg/kg	0.0078	0.0028	1		09/08/17 23:37	10061-01-5	
trans-1,3-Dichloropropene	**0.0023 U**	mg/kg	0.0078	0.0023	1		09/08/17 23:37	10061-02-6	
Ethylbenzene	**0.0028 U**	mg/kg	0.0078	0.0028	1		09/08/17 23:37	100-41-4	
2-Hexanone	**0.0061 U**	mg/kg	0.078	0.0061	1		09/08/17 23:37	591-78-6	
Iodomethane	**0.015 U**	mg/kg	0.016	0.015	1		09/08/17 23:37	74-88-4	
Isopropylbenzene (Cumene)	**0.0030 U**	mg/kg	0.0078	0.0030	1		09/08/17 23:37	98-82-8	
p-Isopropyltoluene	**0.0027 U**	mg/kg	0.0078	0.0027	1		09/08/17 23:37	99-87-6	
Methylene Chloride	**0.0047 U**	mg/kg	0.031	0.0047	1		09/08/17 23:37	75-09-2	
4-Methyl-2-pentanone (MIBK)	**0.0058 U**	mg/kg	0.078	0.0058	1		09/08/17 23:37	108-10-1	
Methyl-tert-butyl ether	**0.0023 U**	mg/kg	0.0078	0.0023	1		09/08/17 23:37	1634-04-4	
n-Propylbenzene	**0.0027 U**	mg/kg	0.0078	0.0027	1		09/08/17 23:37	103-65-1	
Styrene	**0.0028 U**	mg/kg	0.0078	0.0028	1		09/08/17 23:37	100-42-5	
1,1,1,2-Tetrachloroethane	**0.0033 U**	mg/kg	0.0078	0.0033	1		09/08/17 23:37	630-20-6	
1,1,2,2-Tetrachloroethane	**0.0030 U**	mg/kg	0.0078	0.0030	1		09/08/17 23:37	79-34-5	
Tetrachloroethene	**0.0027 U**	mg/kg	0.0078	0.0027	1		09/08/17 23:37	127-18-4	
Toluene	**0.0028 U**	mg/kg	0.0078	0.0028	1		09/08/17 23:37	108-88-3	
1,2,3-Trichlorobenzene	**0.0034 U**	mg/kg	0.0078	0.0034	1		09/08/17 23:37	87-61-6	
1,2,4-Trichlorobenzene	**0.0025 U**	mg/kg	0.0078	0.0025	1		09/08/17 23:37	120-82-1	
1,1,1-Trichloroethane	**0.0028 U**	mg/kg	0.0078	0.0028	1		09/08/17 23:37	71-55-6	
1,1,2-Trichloroethane	**0.0033 U**	mg/kg	0.0078	0.0033	1		09/08/17 23:37	79-00-5	
Trichloroethene	**0.0033 U**	mg/kg	0.0078	0.0033	1		09/08/17 23:37	79-01-6	
Trichlorofluoromethane	**0.0034 U**	mg/kg	0.0078	0.0034	1		09/08/17 23:37	75-69-4	
1,2,3-Trichloropropane	**0.0025 U**	mg/kg	0.0078	0.0025	1		09/08/17 23:37	96-18-4	
1,2,3-Trimethylbenzene	**0.0027 U**	mg/kg	0.0078	0.0027	1		09/08/17 23:37	526-73-8	
1,2,4-Trimethylbenzene	**0.0031 U**	mg/kg	0.0078	0.0031	1		09/08/17 23:37	95-63-6	
1,3,5-Trimethylbenzene	**0.0028 U**	mg/kg	0.0078	0.0028	1		09/08/17 23:37	108-67-8	
Vinyl acetate	**0.014 U**	mg/kg	0.078	0.014	1		09/08/17 23:37	108-05-4	
Vinyl chloride	**0.0028 U**	mg/kg	0.016	0.0028	1		09/08/17 23:37	75-01-4	
Xylene (Total)	**0.0056 U**	mg/kg	0.016	0.0056	1		09/08/17 23:37	1330-20-7	
m&p-Xylene	**0.0056 U**	mg/kg	0.016	0.0056	1		09/08/17 23:37	179601-23-1	
o-Xylene	**0.0030 U**	mg/kg	0.0078	0.0030	1		09/08/17 23:37	95-47-6	
Surrogates									
Toluene-d8 (S)	99	%	70-130		1		09/08/17 23:37	2037-26-5	
4-Bromofluorobenzene (S)	82	%	70-130		1		09/08/17 23:37	460-00-4	
1,2-Dichloroethane-d4 (S)	119	%	70-132		1		09/08/17 23:37	17060-07-0	
Percent Moisture	Analytical Method: ASTM D2974-87								
Percent Moisture	**20.2**	%	0.10	0.10	1		09/05/17 15:24		

REPORT OF LABORATORY ANALYSIS

This report shall not be reproduced, except in full,
without the written consent of Pace Analytical Services, LLC.

Pace Analytical Services, LLC
3610 Park Central Blvd N
Pompano Beach, FL 33064
954-582-4300

ANALYTICAL RESULTS

Project: 09217186.00/Ludlum Trail
Pace Project No.: 35333909

Sample: SB-21-2 (0-0.5) **Lab ID: 35333909062** Collected: 08/31/17 16:00 Received: 09/01/17 18:00 Matrix: Solid

Results reported on a "dry weight" basis and are adjusted for percent moisture, sample size and any dilutions.

Parameters	Results	Units	PQL	MDL	DF	Prepared	Analyzed	CAS No.	Qual
FL-PRO Soil Microwave	Analytical Method: FL-PRO Preparation Method: EPA 3546								
Petroleum Range Organics	**307**	mg/kg	13.1	8.3	1	09/06/17 23:37	09/09/17 01:55		
Surrogates									
o-Terphenyl (S)	133	%	62-109		1	09/06/17 23:37	09/09/17 01:55	84-15-1	J(S5)
N-Pentatriacontane (S)	122	%	42-159		1	09/06/17 23:37	09/09/17 01:55	630-07-09	
6010 MET ICP	Analytical Method: EPA 6010 Preparation Method: EPA 3050								
Arsenic	**47.1**	mg/kg	3.7	1.9	5	09/07/17 19:00	09/13/17 17:40	7440-38-2	
Cadmium	**0.51**	mg/kg	0.37	0.19	5	09/07/17 19:00	09/13/17 17:40	7440-43-9	
Chromium	**18.0**	mg/kg	1.9	0.93	5	09/07/17 19:00	09/13/17 17:40	7440-47-3	
Copper	**82.5**	mg/kg	1.9	0.93	5	09/07/17 19:00	09/13/17 17:40	7440-50-8	
Lead	**367**	mg/kg	3.7	1.9	5	09/07/17 19:00	09/13/17 17:40	7439-92-1	
6010 MET ICP, TCLP	Analytical Method: EPA 6010 Preparation Method: EPA 3010 Leachate Method/Date: EPA 1311; 09/25/17 16:22								
Lead	**0.057 I**	mg/L	0.10	0.050	1	09/26/17 14:30	09/27/17 14:26	7439-92-1	
8270 MSSV Short List Microwave	Analytical Method: EPA 8270 Preparation Method: EPA 3546								
Acenaphthene	**0.048 U**	mg/kg	0.13	0.048	1	09/07/17 00:19	09/08/17 07:12	83-32-9	D3
Acenaphthylene	**0.37**	mg/kg	0.13	0.040	1	09/07/17 00:19	09/08/17 07:12	208-96-8	D3
Anthracene	**0.51**	mg/kg	0.13	0.040	1	09/07/17 00:19	09/08/17 07:12	120-12-7	D3
Benzo(a)anthracene	**5.4**	mg/kg	0.13	0.038	1	09/07/17 00:19	09/08/17 07:12	56-55-3	D3
Benzo(a)pyrene	**7.8**	mg/kg	0.13	0.015	1	09/07/17 00:19	09/08/17 07:12	50-32-8	D3
Benzo(b)fluoranthene	**1.4**	mg/kg	0.65	0.49	5	09/07/17 00:19	09/25/17 17:10	205-99-2	D3
Benzo(g,h,i)perylene	**2.2**	mg/kg	0.13	0.047	1	09/07/17 00:19	09/08/17 07:12	191-24-2	D3
Benzo(k)fluoranthene	**10.6**	mg/kg	0.13	0.028	1	09/07/17 00:19	09/08/17 07:12	207-08-9	D3
Chrysene	**6.9**	mg/kg	0.13	0.046	1	09/07/17 00:19	09/08/17 07:12	218-01-9	D3
Dibenz(a,h)anthracene	**0.065 U**	mg/kg	0.13	0.065	1	09/07/17 00:19	09/08/17 07:12	53-70-3	D3
Fluoranthene	**5.0**	mg/kg	0.13	0.042	1	09/07/17 00:19	09/08/17 07:12	206-44-0	D3
Fluorene	**0.059 U**	mg/kg	0.13	0.059	1	09/07/17 00:19	09/08/17 07:12	86-73-7	D3
Indeno(1,2,3-cd)pyrene	**2.9**	mg/kg	0.13	0.065	1	09/07/17 00:19	09/08/17 07:12	193-39-5	D3
1-Methylnaphthalene	**0.089 I**	mg/kg	0.13	0.046	1	09/07/17 00:19	09/08/17 07:12	90-12-0	D3
2-Methylnaphthalene	**0.12 I**	mg/kg	0.13	0.053	1	09/07/17 00:19	09/08/17 07:12	91-57-6	D3
Naphthalene	**0.12 I**	mg/kg	0.13	0.042	1	09/07/17 00:19	09/08/17 07:12	91-20-3	D3
Phenanthrene	**0.83**	mg/kg	0.13	0.049	1	09/07/17 00:19	09/08/17 07:12	85-01-8	D3
Pyrene	**6.6**	mg/kg	0.13	0.065	1	09/07/17 00:19	09/08/17 07:12	129-00-0	D3
Surrogates									
Nitrobenzene-d5 (S)	69	%	16-123		1	09/07/17 00:19	09/08/17 07:12	4165-60-0	
2-Fluorobiphenyl (S)	76	%	32-129		1	09/07/17 00:19	09/08/17 07:12	321-60-8	
Terphenyl-d14 (S)	28	%	38-138		1	09/07/17 00:19	09/08/17 07:12	1718-51-0	J(S0)
8260/5035A Volatile Organics	Analytical Method: EPA 8260								
Acetone	**0.021 I**	mg/kg	0.13	0.013	1		09/09/17 16:46	67-64-1	
Acetonitrile	**0.034 U**	mg/kg	0.066	0.034	1		09/09/17 16:46	75-05-8	
Benzene	**0.0021 U**	mg/kg	0.0066	0.0021	1		09/09/17 16:46	71-43-2	
Bromobenzene	**0.0027 U**	mg/kg	0.0066	0.0027	1		09/09/17 16:46	108-86-1	

This report shall not be reproduced, except in full,
without the written consent of Pace Analytical Services, LLC.

Pace Analytical Services, LLC
3610 Park Central Blvd N
Pompano Beach, FL 33064
954-582-4300

ANALYTICAL RESULTS

Project: 09217186.00/Ludlum Trail
Pace Project No.: 35333909

Sample: SB-21-2 (0-0.5) **Lab ID: 35333909062** Collected: 08/31/17 16:00 Received: 09/01/17 18:00 Matrix: Solid

Results reported on a "dry weight" basis and are adjusted for percent moisture, sample size and any dilutions.

Parameters	Results	Units	PQL	MDL	DF	Prepared	Analyzed	CAS No.	Qual
8260/5035A Volatile Organics	Analytical Method: EPA 8260								
Bromochloromethane	**0.0023 U**	mg/kg	0.0066	0.0023	1		09/09/17 16:46	74-97-5	
Bromodichloromethane	**0.0025 U**	mg/kg	0.0066	0.0025	1		09/09/17 16:46	75-27-4	
Bromoform	**0.0030 U**	mg/kg	0.0066	0.0030	1		09/09/17 16:46	75-25-2	
Bromomethane	**0.0033 U**	mg/kg	0.013	0.0033	1		09/09/17 16:46	74-83-9	
2-Butanone (MEK)	**0.0038 U**	mg/kg	0.13	0.0038	1		09/09/17 16:46	78-93-3	
n-Butylbenzene	**0.0024 U**	mg/kg	0.0066	0.0024	1		09/09/17 16:46	104-51-8	
sec-Butylbenzene	**0.0021 U**	mg/kg	0.0066	0.0021	1		09/09/17 16:46	135-98-8	
tert-Butylbenzene	**0.0027 U**	mg/kg	0.0066	0.0027	1		09/09/17 16:46	98-06-6	
Carbon disulfide	**0.0040 U**	mg/kg	0.013	0.0040	1		09/09/17 16:46	75-15-0	
Carbon tetrachloride	**0.0034 U**	mg/kg	0.0066	0.0034	1		09/09/17 16:46	56-23-5	
Chlorobenzene	**0.0025 U**	mg/kg	0.0066	0.0025	1		09/09/17 16:46	108-90-7	
Chloroethane	**0.0032 U**	mg/kg	0.013	0.0032	1		09/09/17 16:46	75-00-3	
Chloroform	**0.0021 U**	mg/kg	0.0066	0.0021	1		09/09/17 16:46	67-66-3	
Chloromethane	**0.0032 U**	mg/kg	0.013	0.0032	1		09/09/17 16:46	74-87-3	
2-Chlorotoluene	**0.0023 U**	mg/kg	0.0066	0.0023	1		09/09/17 16:46	95-49-8	
4-Chlorotoluene	**0.0024 U**	mg/kg	0.0066	0.0024	1		09/09/17 16:46	106-43-4	
Dibromochloromethane	**0.0024 U**	mg/kg	0.0066	0.0024	1		09/09/17 16:46	124-48-1	
Dibromomethane	**0.0033 U**	mg/kg	0.0066	0.0033	1		09/09/17 16:46	74-95-3	
1,2-Dichlorobenzene	**0.0025 U**	mg/kg	0.0066	0.0025	1		09/09/17 16:46	95-50-1	
1,3-Dichlorobenzene	**0.0027 U**	mg/kg	0.0066	0.0027	1		09/09/17 16:46	541-73-1	
1,4-Dichlorobenzene	**0.0023 U**	mg/kg	0.0066	0.0023	1		09/09/17 16:46	106-46-7	
Dichlorodifluoromethane	**0.0048 U**	mg/kg	0.013	0.0048	1		09/09/17 16:46	75-71-8	
1,1-Dichloroethane	**0.0020 U**	mg/kg	0.0066	0.0020	1		09/09/17 16:46	75-34-3	
1,2-Dichloroethane	**0.0029 U**	mg/kg	0.0066	0.0029	1		09/09/17 16:46	107-06-2	
1,1-Dichloroethene	**0.0024 U**	mg/kg	0.0066	0.0024	1		09/09/17 16:46	75-35-4	
cis-1,2-Dichloroethene	**0.0019 U**	mg/kg	0.0066	0.0019	1		09/09/17 16:46	156-59-2	
trans-1,2-Dichloroethene	**0.0025 U**	mg/kg	0.0066	0.0025	1		09/09/17 16:46	156-60-5	
1,2-Dichloropropane	**0.0023 U**	mg/kg	0.0066	0.0023	1		09/09/17 16:46	78-87-5	
1,3-Dichloropropane	**0.0025 U**	mg/kg	0.0066	0.0025	1		09/09/17 16:46	142-28-9	
2,2-Dichloropropane	**0.0023 U**	mg/kg	0.0066	0.0023	1		09/09/17 16:46	594-20-7	
1,1-Dichloropropene	**0.0020 U**	mg/kg	0.0066	0.0020	1		09/09/17 16:46	563-58-6	
cis-1,3-Dichloropropene	**0.0024 U**	mg/kg	0.0066	0.0024	1		09/09/17 16:46	10061-01-5	
trans-1,3-Dichloropropene	**0.0020 U**	mg/kg	0.0066	0.0020	1		09/09/17 16:46	10061-02-6	
Ethylbenzene	**0.0024 U**	mg/kg	0.0066	0.0024	1		09/09/17 16:46	100-41-4	
2-Hexanone	**0.0052 U**	mg/kg	0.066	0.0052	1		09/09/17 16:46	591-78-6	
Iodomethane	**0.013 U**	mg/kg	0.013	0.013	1		09/09/17 16:46	74-88-4	
Isopropylbenzene (Cumene)	**0.0025 U**	mg/kg	0.0066	0.0025	1		09/09/17 16:46	98-82-8	
p-Isopropyltoluene	**0.0023 U**	mg/kg	0.0066	0.0023	1		09/09/17 16:46	99-87-6	
Methylene Chloride	**0.0040 U**	mg/kg	0.027	0.0040	1		09/09/17 16:46	75-09-2	
4-Methyl-2-pentanone (MIBK)	**0.0049 U**	mg/kg	0.066	0.0049	1		09/09/17 16:46	108-10-1	
Methyl-tert-butyl ether	**0.0020 U**	mg/kg	0.0066	0.0020	1		09/09/17 16:46	1634-04-4	
n-Propylbenzene	**0.0023 U**	mg/kg	0.0066	0.0023	1		09/09/17 16:46	103-65-1	
Styrene	**0.0024 U**	mg/kg	0.0066	0.0024	1		09/09/17 16:46	100-42-5	
1,1,1,2-Tetrachloroethane	**0.0028 U**	mg/kg	0.0066	0.0028	1		09/09/17 16:46	630-20-6	
1,1,2,2-Tetrachloroethane	**0.0025 U**	mg/kg	0.0066	0.0025	1		09/09/17 16:46	79-34-5	

This report shall not be reproduced, except in full,
without the written consent of Pace Analytical Services, LLC.

Pace Analytical Services, LLC
3610 Park Central Blvd N
Pompano Beach, FL 33064
954-582-4300

ANALYTICAL RESULTS

Project: 09217186.00/Ludlum Trail
Pace Project No.: 35333909

Sample: SB-21-2 (0-0.5) **Lab ID: 35333909062** Collected: 08/31/17 16:00 Received: 09/01/17 18:00 Matrix: Solid

Results reported on a "dry weight" basis and are adjusted for percent moisture, sample size and any dilutions.

Parameters	Results	Units	PQL	MDL	DF	Prepared	Analyzed	CAS No.	Qual
8260/5035A Volatile Organics	Analytical Method: EPA 8260								
Tetrachloroethene	**0.0023 U**	mg/kg	0.0066	0.0023	1		09/09/17 16:46	127-18-4	
Toluene	**0.0024 U**	mg/kg	0.0066	0.0024	1		09/09/17 16:46	108-88-3	
1,2,3-Trichlorobenzene	**0.0029 U**	mg/kg	0.0066	0.0029	1		09/09/17 16:46	87-61-6	
1,2,4-Trichlorobenzene	**0.0021 U**	mg/kg	0.0066	0.0021	1		09/09/17 16:46	120-82-1	
1,1,1-Trichloroethane	**0.0024 U**	mg/kg	0.0066	0.0024	1		09/09/17 16:46	71-55-6	
1,1,2-Trichloroethane	**0.0028 U**	mg/kg	0.0066	0.0028	1		09/09/17 16:46	79-00-5	
Trichloroethene	**0.0028 U**	mg/kg	0.0066	0.0028	1		09/09/17 16:46	79-01-6	
Trichlorofluoromethane	**0.0029 U**	mg/kg	0.0066	0.0029	1		09/09/17 16:46	75-69-4	
1,2,3-Trichloropropane	**0.0021 U**	mg/kg	0.0066	0.0021	1		09/09/17 16:46	96-18-4	
1,2,3-Trimethylbenzene	**0.0023 U**	mg/kg	0.0066	0.0023	1		09/09/17 16:46	526-73-8	
1,2,4-Trimethylbenzene	**0.0027 U**	mg/kg	0.0066	0.0027	1		09/09/17 16:46	95-63-6	
1,3,5-Trimethylbenzene	**0.0024 U**	mg/kg	0.0066	0.0024	1		09/09/17 16:46	108-67-8	
Vinyl acetate	**0.012 U**	mg/kg	0.066	0.012	1		09/09/17 16:46	108-05-4	
Vinyl chloride	**0.0024 U**	mg/kg	0.013	0.0024	1		09/09/17 16:46	75-01-4	
Xylene (Total)	**0.0048 U**	mg/kg	0.013	0.0048	1		09/09/17 16:46	1330-20-7	
m&p-Xylene	**0.0048 U**	mg/kg	0.013	0.0048	1		09/09/17 16:46	179601-23-1	
o-Xylene	**0.0025 U**	mg/kg	0.0066	0.0025	1		09/09/17 16:46	95-47-6	
Surrogates									
Toluene-d8 (S)	95	%	70-130		1		09/09/17 16:46	2037-26-5	3p
4-Bromofluorobenzene (S)	79	%	70-130		1		09/09/17 16:46	460-00-4	
1,2-Dichloroethane-d4 (S)	118	%	70-132		1		09/09/17 16:46	17060-07-0	
Percent Moisture	Analytical Method: ASTM D2974-87								
Percent Moisture	**23.6**	%	0.10	0.10	1		09/05/17 15:24		

This report shall not be reproduced, except in full,
without the written consent of Pace Analytical Services, LLC.

Pace Analytical Services, LLC
3610 Park Central Blvd N
Pompano Beach, FL 33064
954-582-4300

ANALYTICAL RESULTS

Project: 09217186.00/Ludlum Trail
Pace Project No.: 35333909

Sample: SB-21-2 (0.5-2) **Lab ID: 35333909063** Collected: 08/31/17 16:02 Received: 09/01/17 18:00 Matrix: Solid

Results reported on a "dry weight" basis and are adjusted for percent moisture, sample size and any dilutions.

Parameters	Results	Units	PQL	MDL	DF	Prepared	Analyzed	CAS No.	Qual
FL-PRO Soil Microwave	Analytical Method: FL-PRO Preparation Method: EPA 3546								
Petroleum Range Organics	**5.9 U**	mg/kg	9.2	5.9	1	09/06/17 23:37	09/09/17 01:55		
Surrogates									
o-Terphenyl (S)	128	%	62-109		1	09/06/17 23:37	09/09/17 01:55	84-15-1	S3
N-Pentatriacontane (S)	113	%	42-159		1	09/06/17 23:37	09/09/17 01:55	630-07-09	
6010 MET ICP	Analytical Method: EPA 6010 Preparation Method: EPA 3050								
Arsenic	**5.5**	mg/kg	0.61	0.30	1	09/07/17 19:00	09/13/17 17:45	7440-38-2	
Cadmium	**0.030 U**	mg/kg	0.061	0.030	1	09/07/17 19:00	09/13/17 17:45	7440-43-9	
Chromium	**4.5**	mg/kg	0.30	0.15	1	09/07/17 19:00	09/13/17 17:45	7440-47-3	
Copper	**3.2**	mg/kg	0.30	0.15	1	09/07/17 19:00	09/13/17 17:45	7440-50-8	
Lead	**18.5**	mg/kg	0.61	0.30	1	09/07/17 19:00	09/13/17 17:45	7439-92-1	
8270 MSSV Short List Microwave	Analytical Method: EPA 8270 Preparation Method: EPA 3546								
Acenaphthene	**0.027 U**	mg/kg	0.072	0.027	1	09/07/17 00:19	09/08/17 07:35	83-32-9	D3
Acenaphthylene	**0.023 U**	mg/kg	0.072	0.023	1	09/07/17 00:19	09/08/17 07:35	208-96-8	D3
Anthracene	**0.023 I**	mg/kg	0.072	0.022	1	09/07/17 00:19	09/08/17 07:35	120-12-7	D3
Benzo(a)anthracene	**0.20**	mg/kg	0.072	0.021	1	09/07/17 00:19	09/08/17 07:35	56-55-3	D3
Benzo(a)pyrene	**0.21**	mg/kg	0.072	0.0085	1	09/07/17 00:19	09/08/17 07:35	50-32-8	D3
Benzo(b)fluoranthene	**0.43**	mg/kg	0.072	0.055	1	09/07/17 00:19	09/08/17 07:35	205-99-2	D3
Benzo(g,h,i)perylene	**0.026 U**	mg/kg	0.072	0.026	1	09/07/17 00:19	09/08/17 07:35	191-24-2	D3
Benzo(k)fluoranthene	**0.016 U**	mg/kg	0.072	0.016	1	09/07/17 00:19	09/08/17 07:35	207-08-9	D3
Chrysene	**0.26**	mg/kg	0.072	0.026	1	09/07/17 00:19	09/08/17 07:35	218-01-9	D3
Dibenz(a,h)anthracene	**0.037 U**	mg/kg	0.072	0.037	1	09/07/17 00:19	09/08/17 07:35	53-70-3	D3
Fluoranthene	**0.19**	mg/kg	0.072	0.024	1	09/07/17 00:19	09/08/17 07:35	206-44-0	D3
Fluorene	**0.033 U**	mg/kg	0.072	0.033	1	09/07/17 00:19	09/08/17 07:35	86-73-7	D3
Indeno(1,2,3-cd)pyrene	**0.037 U**	mg/kg	0.072	0.037	1	09/07/17 00:19	09/08/17 07:35	193-39-5	D3
1-Methylnaphthalene	**0.026 U**	mg/kg	0.072	0.026	1	09/07/17 00:19	09/08/17 07:35	90-12-0	D3
2-Methylnaphthalene	**0.029 U**	mg/kg	0.072	0.029	1	09/07/17 00:19	09/08/17 07:35	91-57-6	D3
Naphthalene	**0.023 U**	mg/kg	0.072	0.023	1	09/07/17 00:19	09/08/17 07:35	91-20-3	D3
Phenanthrene	**0.070 I**	mg/kg	0.072	0.027	1	09/07/17 00:19	09/08/17 07:35	85-01-8	D3
Pyrene	**0.18**	mg/kg	0.072	0.037	1	09/07/17 00:19	09/08/17 07:35	129-00-0	D3
Surrogates									
Nitrobenzene-d5 (S)	64	%	16-123		1	09/07/17 00:19	09/08/17 07:35	4165-60-0	
2-Fluorobiphenyl (S)	73	%	32-129		1	09/07/17 00:19	09/08/17 07:35	321-60-8	
Terphenyl-d14 (S)	26	%	38-138		1	09/07/17 00:19	09/08/17 07:35	1718-51-0	J(S0)
8260/5035A Volatile Organics	Analytical Method: EPA 8260								
Acetone	**0.0098 U**	mg/kg	0.098	0.0098	1		09/09/17 00:17	67-64-1	
Acetonitrile	**0.026 U**	mg/kg	0.049	0.026	1		09/09/17 00:17	75-05-8	
Benzene	**0.0016 U**	mg/kg	0.0049	0.0016	1		09/09/17 00:17	71-43-2	
Bromobenzene	**0.0020 U**	mg/kg	0.0049	0.0020	1		09/09/17 00:17	108-86-1	
Bromochloromethane	**0.0017 U**	mg/kg	0.0049	0.0017	1		09/09/17 00:17	74-97-5	
Bromodichloromethane	**0.0019 U**	mg/kg	0.0049	0.0019	1		09/09/17 00:17	75-27-4	
Bromoform	**0.0023 U**	mg/kg	0.0049	0.0023	1		09/09/17 00:17	75-25-2	
Bromomethane	**0.0025 U**	mg/kg	0.0098	0.0025	1		09/09/17 00:17	74-83-9	

This report shall not be reproduced, except in full,
without the written consent of Pace Analytical Services, LLC.

Pace Analytical Services, LLC
3610 Park Central Blvd N
Pompano Beach, FL 33064
954-582-4300

ANALYTICAL RESULTS

Project: 09217186.00/Ludlum Trail
Pace Project No.: 35333909

Sample: SB-21-2 (0.5-2) **Lab ID: 35333909063** Collected: 08/31/17 16:02 Received: 09/01/17 18:00 Matrix: Solid

Results reported on a "dry weight" basis and are adjusted for percent moisture, sample size and any dilutions.

Parameters	Results	Units	PQL	MDL	DF	Prepared	Analyzed	CAS No.	Qual
8260/5035A Volatile Organics	Analytical Method: EPA 8260								
2-Butanone (MEK)	**0.0029 U**	mg/kg	0.098	0.0029	1		09/09/17 00:17	78-93-3	
n-Butylbenzene	**0.0018 U**	mg/kg	0.0049	0.0018	1		09/09/17 00:17	104-51-8	
sec-Butylbenzene	**0.0016 U**	mg/kg	0.0049	0.0016	1		09/09/17 00:17	135-98-8	
tert-Butylbenzene	**0.0020 U**	mg/kg	0.0049	0.0020	1		09/09/17 00:17	98-06-6	
Carbon disulfide	**0.0029 U**	mg/kg	0.0098	0.0029	1		09/09/17 00:17	75-15-0	
Carbon tetrachloride	**0.0026 U**	mg/kg	0.0049	0.0026	1		09/09/17 00:17	56-23-5	
Chlorobenzene	**0.0019 U**	mg/kg	0.0049	0.0019	1		09/09/17 00:17	108-90-7	
Chloroethane	**0.0024 U**	mg/kg	0.0098	0.0024	1		09/09/17 00:17	75-00-3	
Chloroform	**0.0016 U**	mg/kg	0.0049	0.0016	1		09/09/17 00:17	67-66-3	
Chloromethane	**0.0024 U**	mg/kg	0.0098	0.0024	1		09/09/17 00:17	74-87-3	
2-Chlorotoluene	**0.0017 U**	mg/kg	0.0049	0.0017	1		09/09/17 00:17	95-49-8	
4-Chlorotoluene	**0.0018 U**	mg/kg	0.0049	0.0018	1		09/09/17 00:17	106-43-4	
Dibromochloromethane	**0.0018 U**	mg/kg	0.0049	0.0018	1		09/09/17 00:17	124-48-1	
Dibromomethane	**0.0025 U**	mg/kg	0.0049	0.0025	1		09/09/17 00:17	74-95-3	
1,2-Dichlorobenzene	**0.0019 U**	mg/kg	0.0049	0.0019	1		09/09/17 00:17	95-50-1	
1,3-Dichlorobenzene	**0.0020 U**	mg/kg	0.0049	0.0020	1		09/09/17 00:17	541-73-1	
1,4-Dichlorobenzene	**0.0017 U**	mg/kg	0.0049	0.0017	1		09/09/17 00:17	106-46-7	
Dichlorodifluoromethane	**0.0035 U**	mg/kg	0.0098	0.0035	1		09/09/17 00:17	75-71-8	
1,1-Dichloroethane	**0.0015 U**	mg/kg	0.0049	0.0015	1		09/09/17 00:17	75-34-3	
1,2-Dichloroethane	**0.0022 U**	mg/kg	0.0049	0.0022	1		09/09/17 00:17	107-06-2	
1,1-Dichloroethene	**0.0018 U**	mg/kg	0.0049	0.0018	1		09/09/17 00:17	75-35-4	
cis-1,2-Dichloroethene	**0.0014 U**	mg/kg	0.0049	0.0014	1		09/09/17 00:17	156-59-2	
trans-1,2-Dichloroethene	**0.0019 U**	mg/kg	0.0049	0.0019	1		09/09/17 00:17	156-60-5	
1,2-Dichloropropane	**0.0017 U**	mg/kg	0.0049	0.0017	1		09/09/17 00:17	78-87-5	
1,3-Dichloropropane	**0.0019 U**	mg/kg	0.0049	0.0019	1		09/09/17 00:17	142-28-9	
2,2-Dichloropropane	**0.0017 U**	mg/kg	0.0049	0.0017	1		09/09/17 00:17	594-20-7	
1,1-Dichloropropene	**0.0015 U**	mg/kg	0.0049	0.0015	1		09/09/17 00:17	563-58-6	
cis-1,3-Dichloropropene	**0.0018 U**	mg/kg	0.0049	0.0018	1		09/09/17 00:17	10061-01-5	
trans-1,3-Dichloropropene	**0.0015 U**	mg/kg	0.0049	0.0015	1		09/09/17 00:17	10061-02-6	
Ethylbenzene	**0.0018 U**	mg/kg	0.0049	0.0018	1		09/09/17 00:17	100-41-4	
2-Hexanone	**0.0038 U**	mg/kg	0.049	0.0038	1		09/09/17 00:17	591-78-6	
Iodomethane	**0.0097 U**	mg/kg	0.0098	0.0097	1		09/09/17 00:17	74-88-4	
Isopropylbenzene (Cumene)	**0.0019 U**	mg/kg	0.0049	0.0019	1		09/09/17 00:17	98-82-8	
p-Isopropyltoluene	**0.0017 U**	mg/kg	0.0049	0.0017	1		09/09/17 00:17	99-87-6	
Methylene Chloride	**0.0029 U**	mg/kg	0.020	0.0029	1		09/09/17 00:17	75-09-2	
4-Methyl-2-pentanone (MIBK)	**0.0036 U**	mg/kg	0.049	0.0036	1		09/09/17 00:17	108-10-1	
Methyl-tert-butyl ether	**0.0015 U**	mg/kg	0.0049	0.0015	1		09/09/17 00:17	1634-04-4	
n-Propylbenzene	**0.0017 U**	mg/kg	0.0049	0.0017	1		09/09/17 00:17	103-65-1	
Styrene	**0.0018 U**	mg/kg	0.0049	0.0018	1		09/09/17 00:17	100-42-5	
1,1,1,2-Tetrachloroethane	**0.0021 U**	mg/kg	0.0049	0.0021	1		09/09/17 00:17	630-20-6	
1,1,2,2-Tetrachloroethane	**0.0019 U**	mg/kg	0.0049	0.0019	1		09/09/17 00:17	79-34-5	
Tetrachloroethene	**0.0017 U**	mg/kg	0.0049	0.0017	1		09/09/17 00:17	127-18-4	
Toluene	**0.0018 U**	mg/kg	0.0049	0.0018	1		09/09/17 00:17	108-88-3	
1,2,3-Trichlorobenzene	**0.0022 U**	mg/kg	0.0049	0.0022	1		09/09/17 00:17	87-61-6	
1,2,4-Trichlorobenzene	**0.0016 U**	mg/kg	0.0049	0.0016	1		09/09/17 00:17	120-82-1	

This report shall not be reproduced, except in full,
without the written consent of Pace Analytical Services, LLC.

Pace Analytical Services, LLC
3610 Park Central Blvd N
Pompano Beach, FL 33064
954-582-4300

ANALYTICAL RESULTS

Project: 09217186.00/Ludlum Trail
Pace Project No.: 35333909

Sample: SB-21-2 (0.5-2) **Lab ID: 35333909063** Collected: 08/31/17 16:02 Received: 09/01/17 18:00 Matrix: Solid

Results reported on a "dry weight" basis and are adjusted for percent moisture, sample size and any dilutions.

Parameters	Results	Units	PQL	MDL	DF	Prepared	Analyzed	CAS No.	Qual
8260/5035A Volatile Organics	Analytical Method: EPA 8260								
1,1,1-Trichloroethane	**0.0018 U**	mg/kg	0.0049	0.0018	1		09/09/17 00:17	71-55-6	
1,1,2-Trichloroethane	**0.0021 U**	mg/kg	0.0049	0.0021	1		09/09/17 00:17	79-00-5	
Trichloroethene	**0.0021 U**	mg/kg	0.0049	0.0021	1		09/09/17 00:17	79-01-6	
Trichlorofluoromethane	**0.0022 U**	mg/kg	0.0049	0.0022	1		09/09/17 00:17	75-69-4	
1,2,3-Trichloropropane	**0.0016 U**	mg/kg	0.0049	0.0016	1		09/09/17 00:17	96-18-4	
1,2,3-Trimethylbenzene	**0.0017 U**	mg/kg	0.0049	0.0017	1		09/09/17 00:17	526-73-8	
1,2,4-Trimethylbenzene	**0.0020 U**	mg/kg	0.0049	0.0020	1		09/09/17 00:17	95-63-6	
1,3,5-Trimethylbenzene	**0.0018 U**	mg/kg	0.0049	0.0018	1		09/09/17 00:17	108-67-8	
Vinyl acetate	**0.0086 U**	mg/kg	0.049	0.0086	1		09/09/17 00:17	108-05-4	
Vinyl chloride	**0.0018 U**	mg/kg	0.0098	0.0018	1		09/09/17 00:17	75-01-4	
Xylene (Total)	**0.0035 U**	mg/kg	0.0098	0.0035	1		09/09/17 00:17	1330-20-7	
m&p-Xylene	**0.0035 U**	mg/kg	0.0098	0.0035	1		09/09/17 00:17	179601-23-1	
o-Xylene	**0.0019 U**	mg/kg	0.0049	0.0019	1		09/09/17 00:17	95-47-6	
Surrogates									
Toluene-d8 (S)	101	%	70-130		1		09/09/17 00:17	2037-26-5	
4-Bromofluorobenzene (S)	96	%	70-130		1		09/09/17 00:17	460-00-4	
1,2-Dichloroethane-d4 (S)	121	%	70-132		1		09/09/17 00:17	17060-07-0	
Percent Moisture	Analytical Method: ASTM D2974-87								
Percent Moisture	**9.8**	%	0.10	0.10	1		09/05/17 15:24		

This report shall not be reproduced, except in full,
without the written consent of Pace Analytical Services, LLC.

Pace Analytical Services, LLC
3610 Park Central Blvd N
Pompano Beach, FL 33064
954-582-4300

ANALYTICAL RESULTS

Project: 09217186.00/Ludlum Trail
Pace Project No.: 35333909

Sample: SB-21-2 (2-4) **Lab ID: 35333909064** Collected: 08/31/17 16:04 Received: 09/01/17 18:00 Matrix: Solid

Results reported on a "dry weight" basis and are adjusted for percent moisture, sample size and any dilutions.

Parameters	Results	Units	PQL	MDL	DF	Prepared	Analyzed	CAS No.	Qual
Percent Moisture	Analytical Method: ASTM D2974-87								
Percent Moisture	**6.7**	%	0.10	0.10	1		09/05/17 15:24		

This report shall not be reproduced, except in full,
without the written consent of Pace Analytical Services, LLC.

Pace Analytical Services, LLC
3610 Park Central Blvd N
Pompano Beach, FL 33064
954-582-4300

ANALYTICAL RESULTS

Project: 09217186.00/Ludlum Trail
Pace Project No.: 35333909

Sample: SB-21-2 (4-6) **Lab ID: 35333909065** Collected: 08/31/17 16:06 Received: 09/01/17 18:00 Matrix: Solid

Results reported on a "dry weight" basis and are adjusted for percent moisture, sample size and any dilutions.

Parameters	Results	Units	PQL	MDL	DF	Prepared	Analyzed	CAS No.	Qual
Percent Moisture	Analytical Method: ASTM D2974-87								
Percent Moisture	**21.1**	%	0.10	0.10	1		09/05/17 15:24		

This report shall not be reproduced, except in full,
without the written consent of Pace Analytical Services, LLC.

Pace Analytical Services, LLC
3610 Park Central Blvd N
Pompano Beach, FL 33064
954-582-4300

ANALYTICAL RESULTS

Project: 09217186.00/Ludlum Trail
Pace Project No.: 35333909

Sample: SB-21-2 (6-8) **Lab ID: 35333909066** Collected: 08/31/17 16:08 Received: 09/01/17 18:00 Matrix: Solid

Results reported on a "dry weight" basis and are adjusted for percent moisture, sample size and any dilutions.

Parameters	Results	Units	PQL	MDL	DF	Prepared	Analyzed	CAS No.	Qual
8270 MSSV Short List Microwave	Analytical Method: EPA 8270 Preparation Method: EPA 3546								
Acenaphthene	**0.016 U**	mg/kg	0.045	0.016	1	09/18/17 00:00	09/19/17 17:23	83-32-9	Q
Acenaphthylene	**0.014 U**	mg/kg	0.045	0.014	1	09/18/17 00:00	09/19/17 17:23	208-96-8	Q
Anthracene	**0.014 U**	mg/kg	0.045	0.014	1	09/18/17 00:00	09/19/17 17:23	120-12-7	Q
Benzo(a)anthracene	**0.027 I**	mg/kg	0.045	0.013	1	09/18/17 00:00	09/19/17 17:23	56-55-3	Q
Benzo(a)pyrene	**0.052**	mg/kg	0.045	0.0052	1	09/18/17 00:00	09/19/17 17:23	50-32-8	Q
Benzo(b)fluoranthene	**0.043 I**	mg/kg	0.045	0.034	1	09/18/17 00:00	09/19/17 17:23	205-99-2	Q
Benzo(g,h,i)perylene	**0.056**	mg/kg	0.045	0.016	1	09/18/17 00:00	09/19/17 17:23	191-24-2	Q
Benzo(k)fluoranthene	**0.023 I**	mg/kg	0.045	0.0096	1	09/18/17 00:00	09/19/17 17:23	207-08-9	Q
Chrysene	**0.042 I**	mg/kg	0.045	0.016	1	09/18/17 00:00	09/19/17 17:23	218-01-9	Q
Dibenz(a,h)anthracene	**0.022 U**	mg/kg	0.045	0.022	1	09/18/17 00:00	09/19/17 17:23	53-70-3	Q
Fluoranthene	**0.036 I**	mg/kg	0.045	0.015	1	09/18/17 00:00	09/19/17 17:23	206-44-0	Q
Fluorene	**0.020 U**	mg/kg	0.045	0.020	1	09/18/17 00:00	09/19/17 17:23	86-73-7	Q
Indeno(1,2,3-cd)pyrene	**0.022 U**	mg/kg	0.045	0.022	1	09/18/17 00:00	09/19/17 17:23	193-39-5	Q
1-Methylnaphthalene	**0.016 U**	mg/kg	0.045	0.016	1	09/18/17 00:00	09/19/17 17:23	90-12-0	Q
2-Methylnaphthalene	**0.018 U**	mg/kg	0.045	0.018	1	09/18/17 00:00	09/19/17 17:23	91-57-6	Q
Naphthalene	**0.014 U**	mg/kg	0.045	0.014	1	09/18/17 00:00	09/19/17 17:23	91-20-3	Q
Phenanthrene	**0.017 U**	mg/kg	0.045	0.017	1	09/18/17 00:00	09/19/17 17:23	85-01-8	Q
Pyrene	**0.047**	mg/kg	0.045	0.022	1	09/18/17 00:00	09/19/17 17:23	129-00-0	Q
Surrogates									
Nitrobenzene-d5 (S)	76	%	16-123		1	09/18/17 00:00	09/19/17 17:23	4165-60-0	
2-Fluorobiphenyl (S)	77	%	32-129		1	09/18/17 00:00	09/19/17 17:23	321-60-8	
Terphenyl-d14 (S)	69	%	38-138		1	09/18/17 00:00	09/19/17 17:23	1718-51-0	
Percent Moisture	Analytical Method: ASTM D2974-87								
Percent Moisture	**25.3**	%	0.10	0.10	1		09/05/17 15:24		

This report shall not be reproduced, except in full,
without the written consent of Pace Analytical Services, LLC.

Pace Analytical Services, LLC
3610 Park Central Blvd N
Pompano Beach, FL 33064
954-582-4300

ANALYTICAL RESULTS

Project: 09217186.00/Ludlum Trail
Pace Project No.: 35333909

Sample: SB-21-3 (0-0.5) **Lab ID: 35333909067** Collected: 09/01/17 16:15 Received: 09/01/17 18:00 Matrix: Solid

Results reported on a "dry weight" basis and are adjusted for percent moisture, sample size and any dilutions.

Parameters	Results	Units	PQL	MDL	DF	Prepared	Analyzed	CAS No.	Qual
FL-PRO Soil Microwave	Analytical Method: FL-PRO Preparation Method: EPA 3546								
Petroleum Range Organics	**77.0**	mg/kg	10.3	6.5	1	09/06/17 23:37	09/09/17 02:19		
Surrogates									
o-Terphenyl (S)	121	%	62-109		1	09/06/17 23:37	09/09/17 02:19	84-15-1	J(S5)
N-Pentatriacontane (S)	110	%	42-159		1	09/06/17 23:37	09/09/17 02:19	630-07-09	
6010 MET ICP	Analytical Method: EPA 6010 Preparation Method: EPA 3050								
Arsenic	**13.4**	mg/kg	0.71	0.36	1	09/07/17 19:00	09/13/17 17:50	7440-38-2	
Cadmium	**0.056 I**	mg/kg	0.071	0.036	1	09/07/17 19:00	09/13/17 17:50	7440-43-9	
Chromium	**10.1**	mg/kg	0.36	0.18	1	09/07/17 19:00	09/13/17 17:50	7440-47-3	
Copper	**7.6**	mg/kg	0.36	0.18	1	09/07/17 19:00	09/13/17 17:50	7440-50-8	
Lead	**27.0**	mg/kg	0.71	0.36	1	09/07/17 19:00	09/13/17 17:50	7439-92-1	
8270 MSSV Short List Microwave	Analytical Method: EPA 8270 Preparation Method: EPA 3546								
Acenaphthene	**0.040 I**	mg/kg	0.082	0.030	1	09/07/17 00:19	09/08/17 07:58	83-32-9	D3
Acenaphthylene	**0.12**	mg/kg	0.082	0.025	1	09/07/17 00:19	09/08/17 07:58	208-96-8	D3
Anthracene	**0.46**	mg/kg	0.082	0.025	1	09/07/17 00:19	09/08/17 07:58	120-12-7	D3
Benzo(a)anthracene	**3.9**	mg/kg	0.082	0.024	1	09/07/17 00:19	09/08/17 07:58	56-55-3	D3
Benzo(a)pyrene	**3.5**	mg/kg	0.082	0.0096	1	09/07/17 00:19	09/08/17 07:58	50-32-8	D3
Benzo(b)fluoranthene	**4.6**	mg/kg	0.082	0.062	1	09/07/17 00:19	09/08/17 07:58	205-99-2	D3
Benzo(g,h,i)perylene	**0.68**	mg/kg	0.082	0.029	1	09/07/17 00:19	09/08/17 07:58	191-24-2	D3
Benzo(k)fluoranthene	**2.5**	mg/kg	0.082	0.018	1	09/07/17 00:19	09/08/17 07:58	207-08-9	D3
Chrysene	**3.0**	mg/kg	0.082	0.029	1	09/07/17 00:19	09/08/17 07:58	218-01-9	D3
Dibenz(a,h)anthracene	**0.041 U**	mg/kg	0.082	0.041	1	09/07/17 00:19	09/08/17 07:58	53-70-3	D3
Fluoranthene	**3.3**	mg/kg	0.082	0.027	1	09/07/17 00:19	09/08/17 07:58	206-44-0	D3
Fluorene	**0.15**	mg/kg	0.082	0.037	1	09/07/17 00:19	09/08/17 07:58	86-73-7	D3
Indeno(1,2,3-cd)pyrene	**0.84**	mg/kg	0.082	0.041	1	09/07/17 00:19	09/08/17 07:58	193-39-5	D3
1-Methylnaphthalene	**0.14**	mg/kg	0.082	0.029	1	09/07/17 00:19	09/08/17 07:58	90-12-0	D3
2-Methylnaphthalene	**0.19**	mg/kg	0.082	0.033	1	09/07/17 00:19	09/08/17 07:58	91-57-6	D3
Naphthalene	**0.32**	mg/kg	0.082	0.026	1	09/07/17 00:19	09/08/17 07:58	91-20-3	D3
Phenanthrene	**2.2**	mg/kg	0.082	0.031	1	09/07/17 00:19	09/08/17 07:58	85-01-8	D3
Pyrene	**2.4**	mg/kg	0.082	0.041	1	09/07/17 00:19	09/08/17 07:58	129-00-0	D3
Surrogates									
Nitrobenzene-d5 (S)	62	%	16-123		1	09/07/17 00:19	09/08/17 07:58	4165-60-0	
2-Fluorobiphenyl (S)	71	%	32-129		1	09/07/17 00:19	09/08/17 07:58	321-60-8	
Terphenyl-d14 (S)	21	%	38-138		1	09/07/17 00:19	09/08/17 07:58	1718-51-0	J(S0)
8270 MSSV PAH by SIM SPLP	Analytical Method: EPA 8270 by SIM Preparation Method: EPA 3510 Leachate Method/Date: EPA 1312; 09/18/17 15:40								
Acenaphthene	**0.025 U**	ug/L	0.50	0.025	1	09/21/17 00:26	09/21/17 20:37	83-32-9	Q
Acenaphthylene	**2.2**	ug/L	0.50	0.025	1	09/21/17 00:26	09/21/17 20:37	208-96-8	Q
Anthracene	**1.8**	ug/L	0.50	0.025	1	09/21/17 00:26	09/21/17 20:37	120-12-7	Q
Benzo(a)anthracene	**0.025 U**	ug/L	0.10	0.025	1	09/21/17 00:26	09/21/17 20:37	56-55-3	Q
Benzo(a)pyrene	**1.2**	ug/L	0.10	0.025	1	09/21/17 00:26	09/21/17 20:37	50-32-8	Q
Benzo(b)fluoranthene	**1.0**	ug/L	0.10	0.025	1	09/21/17 00:26	09/21/17 20:37	205-99-2	Q
Benzo(g,h,i)perylene	**0.82**	ug/L	0.50	0.028	1	09/21/17 00:26	09/21/17 20:37	191-24-2	Q

This report shall not be reproduced, except in full,
without the written consent of Pace Analytical Services, LLC.

Pace Analytical Services, LLC
3610 Park Central Blvd N
Pompano Beach, FL 33064
954-582-4300

ANALYTICAL RESULTS

Project: 09217186.00/Ludlum Trail
Pace Project No.: 35333909

Sample: SB-21-3 (0-0.5) **Lab ID: 35333909067** Collected: 09/01/17 16:15 Received: 09/01/17 18:00 Matrix: Solid

Results reported on a "dry weight" basis and are adjusted for percent moisture, sample size and any dilutions.

Parameters	Results	Units	PQL	MDL	DF	Prepared	Analyzed	CAS No.	Qual
8270 MSSV PAH by SIM SPLP	Analytical Method: EPA 8270 by SIM Preparation Method: EPA 3510 Leachate Method/Date: EPA 1312; 09/18/17 15:40								
Benzo(k)fluoranthene	**0.025 U**	ug/L	0.50	0.025	1	09/21/17 00:26	09/21/17 20:37	207-08-9	Q
Chrysene	**0.072 I**	ug/L	0.50	0.025	1	09/21/17 00:26	09/21/17 20:37	218-01-9	Q
Dibenz(a,h)anthracene	**0.87**	ug/L	0.10	0.034	1	09/21/17 00:26	09/21/17 20:37	53-70-3	Q
Fluoranthene	**1.0**	ug/L	0.50	0.025	1	09/21/17 00:26	09/21/17 20:37	206-44-0	Q
Fluorene	**0.025 U**	ug/L	0.50	0.025	1	09/21/17 00:26	09/21/17 20:37	86-73-7	Q
Indeno(1,2,3-cd)pyrene	**1.0**	ug/L	0.10	0.029	1	09/21/17 00:26	09/21/17 20:37	193-39-5	Q
1-Methylnaphthalene	**1.0 U**	ug/L	2.0	1.0	1	09/21/17 00:26	09/21/17 20:37	90-12-0	Q
2-Methylnaphthalene	**1.0 U**	ug/L	2.0	1.0	1	09/21/17 00:26	09/21/17 20:37	91-57-6	Q
Naphthalene	**1.0 U**	ug/L	2.0	1.0	1	09/21/17 00:26	09/21/17 20:37	91-20-3	Q
Phenanthrene	**0.050 U**	ug/L	0.50	0.050	1	09/21/17 00:26	09/21/17 20:37	85-01-8	Q
Pyrene	**0.98**	ug/L	0.50	0.025	1	09/21/17 00:26	09/21/17 20:37	129-00-0	Q
Surrogates									
2-Fluorobiphenyl (S)	72	%	33-101		1	09/21/17 00:26	09/21/17 20:37	321-60-8	
Terphenyl-d14 (S)	85	%	38-115		1	09/21/17 00:26	09/21/17 20:37	1718-51-0	
8260/5035A Volatile Organics	Analytical Method: EPA 8260								
Acetone	**0.011 U**	mg/kg	0.11	0.011	1		09/09/17 00:37	67-64-1	
Acetonitrile	**0.029 U**	mg/kg	0.055	0.029	1		09/09/17 00:37	75-05-8	
Benzene	**0.0018 U**	mg/kg	0.0055	0.0018	1		09/09/17 00:37	71-43-2	
Bromobenzene	**0.0022 U**	mg/kg	0.0055	0.0022	1		09/09/17 00:37	108-86-1	
Bromochloromethane	**0.0019 U**	mg/kg	0.0055	0.0019	1		09/09/17 00:37	74-97-5	
Bromodichloromethane	**0.0021 U**	mg/kg	0.0055	0.0021	1		09/09/17 00:37	75-27-4	
Bromoform	**0.0025 U**	mg/kg	0.0055	0.0025	1		09/09/17 00:37	75-25-2	
Bromomethane	**0.0028 U**	mg/kg	0.011	0.0028	1		09/09/17 00:37	74-83-9	
2-Butanone (MEK)	**0.0032 U**	mg/kg	0.11	0.0032	1		09/09/17 00:37	78-93-3	
n-Butylbenzene	**0.0020 U**	mg/kg	0.0055	0.0020	1		09/09/17 00:37	104-51-8	
sec-Butylbenzene	**0.0018 U**	mg/kg	0.0055	0.0018	1		09/09/17 00:37	135-98-8	
tert-Butylbenzene	**0.0022 U**	mg/kg	0.0055	0.0022	1		09/09/17 00:37	98-06-6	
Carbon disulfide	**0.0033 U**	mg/kg	0.011	0.0033	1		09/09/17 00:37	75-15-0	
Carbon tetrachloride	**0.0029 U**	mg/kg	0.0055	0.0029	1		09/09/17 00:37	56-23-5	
Chlorobenzene	**0.0021 U**	mg/kg	0.0055	0.0021	1		09/09/17 00:37	108-90-7	
Chloroethane	**0.0027 U**	mg/kg	0.011	0.0027	1		09/09/17 00:37	75-00-3	
Chloroform	**0.0018 U**	mg/kg	0.0055	0.0018	1		09/09/17 00:37	67-66-3	
Chloromethane	**0.0027 U**	mg/kg	0.011	0.0027	1		09/09/17 00:37	74-87-3	
2-Chlorotoluene	**0.0019 U**	mg/kg	0.0055	0.0019	1		09/09/17 00:37	95-49-8	
4-Chlorotoluene	**0.0020 U**	mg/kg	0.0055	0.0020	1		09/09/17 00:37	106-43-4	
Dibromochloromethane	**0.0020 U**	mg/kg	0.0055	0.0020	1		09/09/17 00:37	124-48-1	
Dibromomethane	**0.0028 U**	mg/kg	0.0055	0.0028	1		09/09/17 00:37	74-95-3	
1,2-Dichlorobenzene	**0.0021 U**	mg/kg	0.0055	0.0021	1		09/09/17 00:37	95-50-1	
1,3-Dichlorobenzene	**0.0022 U**	mg/kg	0.0055	0.0022	1		09/09/17 00:37	541-73-1	
1,4-Dichlorobenzene	**0.0019 U**	mg/kg	0.0055	0.0019	1		09/09/17 00:37	106-46-7	
Dichlorodifluoromethane	**0.0040 U**	mg/kg	0.011	0.0040	1		09/09/17 00:37	75-71-8	
1,1-Dichloroethane	**0.0017 U**	mg/kg	0.0055	0.0017	1		09/09/17 00:37	75-34-3	
1,2-Dichloroethane	**0.0024 U**	mg/kg	0.0055	0.0024	1		09/09/17 00:37	107-06-2	

This report shall not be reproduced, except in full,
without the written consent of Pace Analytical Services, LLC.

Pace Analytical Services, LLC
3610 Park Central Blvd N
Pompano Beach, FL 33064
954-582-4300

ANALYTICAL RESULTS

Project: 09217186.00/Ludlum Trail
Pace Project No.: 35333909

Sample: SB-21-3 (0-0.5) **Lab ID: 35333909067** Collected: 09/01/17 16:15 Received: 09/01/17 18:00 Matrix: Solid

Results reported on a "dry weight" basis and are adjusted for percent moisture, sample size and any dilutions.

Parameters	Results	Units	PQL	MDL	DF	Prepared	Analyzed	CAS No.	Qual
8260/5035A Volatile Organics	Analytical Method: EPA 8260								
1,1-Dichloroethene	**0.0020 U**	mg/kg	0.0055	0.0020	1		09/09/17 00:37	75-35-4	
cis-1,2-Dichloroethene	**0.0015 U**	mg/kg	0.0055	0.0015	1		09/09/17 00:37	156-59-2	
trans-1,2-Dichloroethene	**0.0021 U**	mg/kg	0.0055	0.0021	1		09/09/17 00:37	156-60-5	
1,2-Dichloropropane	**0.0019 U**	mg/kg	0.0055	0.0019	1		09/09/17 00:37	78-87-5	
1,3-Dichloropropane	**0.0021 U**	mg/kg	0.0055	0.0021	1		09/09/17 00:37	142-28-9	
2,2-Dichloropropane	**0.0019 U**	mg/kg	0.0055	0.0019	1		09/09/17 00:37	594-20-7	
1,1-Dichloropropene	**0.0017 U**	mg/kg	0.0055	0.0017	1		09/09/17 00:37	563-58-6	
cis-1,3-Dichloropropene	**0.0020 U**	mg/kg	0.0055	0.0020	1		09/09/17 00:37	10061-01-5	
trans-1,3-Dichloropropene	**0.0017 U**	mg/kg	0.0055	0.0017	1		09/09/17 00:37	10061-02-6	
Ethylbenzene	**0.0020 U**	mg/kg	0.0055	0.0020	1		09/09/17 00:37	100-41-4	
2-Hexanone	**0.0043 U**	mg/kg	0.055	0.0043	1		09/09/17 00:37	591-78-6	
Iodomethane	**0.011 U**	mg/kg	0.011	0.011	1		09/09/17 00:37	74-88-4	
Isopropylbenzene (Cumene)	**0.0021 U**	mg/kg	0.0055	0.0021	1		09/09/17 00:37	98-82-8	
p-Isopropyltoluene	**0.0019 U**	mg/kg	0.0055	0.0019	1		09/09/17 00:37	99-87-6	
Methylene Chloride	**0.0033 U**	mg/kg	0.022	0.0033	1		09/09/17 00:37	75-09-2	
4-Methyl-2-pentanone (MIBK)	**0.0041 U**	mg/kg	0.055	0.0041	1		09/09/17 00:37	108-10-1	
Methyl-tert-butyl ether	**0.0017 U**	mg/kg	0.0055	0.0017	1		09/09/17 00:37	1634-04-4	
n-Propylbenzene	**0.0019 U**	mg/kg	0.0055	0.0019	1		09/09/17 00:37	103-65-1	
Styrene	**0.0020 U**	mg/kg	0.0055	0.0020	1		09/09/17 00:37	100-42-5	
1,1,1,2-Tetrachloroethane	**0.0023 U**	mg/kg	0.0055	0.0023	1		09/09/17 00:37	630-20-6	
1,1,2,2-Tetrachloroethane	**0.0021 U**	mg/kg	0.0055	0.0021	1		09/09/17 00:37	79-34-5	
Tetrachloroethene	**0.0019 U**	mg/kg	0.0055	0.0019	1		09/09/17 00:37	127-18-4	
Toluene	**0.0020 U**	mg/kg	0.0055	0.0020	1		09/09/17 00:37	108-88-3	
1,2,3-Trichlorobenzene	**0.0024 U**	mg/kg	0.0055	0.0024	1		09/09/17 00:37	87-61-6	
1,2,4-Trichlorobenzene	**0.0018 U**	mg/kg	0.0055	0.0018	1		09/09/17 00:37	120-82-1	
1,1,1-Trichloroethane	**0.0020 U**	mg/kg	0.0055	0.0020	1		09/09/17 00:37	71-55-6	
1,1,2-Trichloroethane	**0.0023 U**	mg/kg	0.0055	0.0023	1		09/09/17 00:37	79-00-5	
Trichloroethene	**0.0023 U**	mg/kg	0.0055	0.0023	1		09/09/17 00:37	79-01-6	
Trichlorofluoromethane	**0.0024 U**	mg/kg	0.0055	0.0024	1		09/09/17 00:37	75-69-4	
1,2,3-Trichloropropane	**0.0018 U**	mg/kg	0.0055	0.0018	1		09/09/17 00:37	96-18-4	
1,2,3-Trimethylbenzene	**0.0019 U**	mg/kg	0.0055	0.0019	1		09/09/17 00:37	526-73-8	
1,2,4-Trimethylbenzene	**0.0022 U**	mg/kg	0.0055	0.0022	1		09/09/17 00:37	95-63-6	
1,3,5-Trimethylbenzene	**0.0020 U**	mg/kg	0.0055	0.0020	1		09/09/17 00:37	108-67-8	
Vinyl acetate	**0.0097 U**	mg/kg	0.055	0.0097	1		09/09/17 00:37	108-05-4	
Vinyl chloride	**0.0020 U**	mg/kg	0.011	0.0020	1		09/09/17 00:37	75-01-4	
Xylene (Total)	**0.0040 U**	mg/kg	0.011	0.0040	1		09/09/17 00:37	1330-20-7	
m&p-Xylene	**0.0040 U**	mg/kg	0.011	0.0040	1		09/09/17 00:37	179601-23-1	
o-Xylene	**0.0021 U**	mg/kg	0.0055	0.0021	1		09/09/17 00:37	95-47-6	
Surrogates									
Toluene-d8 (S)	94	%	70-130		1		09/09/17 00:37	2037-26-5	3p
4-Bromofluorobenzene (S)	76	%	70-130		1		09/09/17 00:37	460-00-4	
1,2-Dichloroethane-d4 (S)	131	%	70-132		1		09/09/17 00:37	17060-07-0	
Percent Moisture	Analytical Method: ASTM D2974-87								
Percent Moisture	**19.2**	%	0.10	0.10	1		09/06/17 10:57		

REPORT OF LABORATORY ANALYSIS

This report shall not be reproduced, except in full,
without the written consent of Pace Analytical Services, LLC.

Pace Analytical Services, LLC
3610 Park Central Blvd N
Pompano Beach, FL 33064
954-582-4300

ANALYTICAL RESULTS

Project: 09217186.00/Ludlum Trail
Pace Project No.: 35333909

Sample: SB-21-3 (0.5-2) **Lab ID: 35333909068** Collected: 09/01/17 16:17 Received: 09/01/17 18:00 Matrix: Solid

Results reported on a "dry weight" basis and are adjusted for percent moisture, sample size and any dilutions.

Parameters	Results	Units	PQL	MDL	DF	Prepared	Analyzed	CAS No.	Qual
FL-PRO Soil Microwave	Analytical Method: FL-PRO Preparation Method: EPA 3546								
Petroleum Range Organics	**6.2 U**	mg/kg	9.8	6.2	1	09/06/17 23:37	09/09/17 02:19		
Surrogates									
o-Terphenyl (S)	112	%	62-109		1	09/06/17 23:37	09/09/17 02:19	84-15-1	S3
N-Pentatriacontane (S)	98	%	42-159		1	09/06/17 23:37	09/09/17 02:19	630-07-09	
6010 MET ICP	Analytical Method: EPA 6010 Preparation Method: EPA 3050								
Arsenic	**4.6**	mg/kg	0.71	0.35	1	09/07/17 19:00	09/13/17 17:55	7440-38-2	
Cadmium	**0.035 U**	mg/kg	0.071	0.035	1	09/07/17 19:00	09/13/17 17:55	7440-43-9	
Chromium	**4.5**	mg/kg	0.35	0.18	1	09/07/17 19:00	09/13/17 17:55	7440-47-3	
Copper	**2.9**	mg/kg	0.35	0.18	1	09/07/17 19:00	09/13/17 17:55	7440-50-8	
Lead	**14.7**	mg/kg	0.71	0.35	1	09/07/17 19:00	09/13/17 17:55	7439-92-1	
8270 MSSV Short List Microwave	Analytical Method: EPA 8270 Preparation Method: EPA 3546								
Acenaphthene	**0.028 U**	mg/kg	0.077	0.028	1	09/07/17 00:19	09/08/17 08:21	83-32-9	D3
Acenaphthylene	**0.024 U**	mg/kg	0.077	0.024	1	09/07/17 00:19	09/08/17 08:21	208-96-8	D3
Anthracene	**0.024 U**	mg/kg	0.077	0.024	1	09/07/17 00:19	09/08/17 08:21	120-12-7	D3
Benzo(a)anthracene	**0.16**	mg/kg	0.077	0.022	1	09/07/17 00:19	09/08/17 08:21	56-55-3	D3
Benzo(a)pyrene	**0.12**	mg/kg	0.077	0.0090	1	09/07/17 00:19	09/08/17 08:21	50-32-8	D3
Benzo(b)fluoranthene	**0.11**	mg/kg	0.077	0.058	1	09/07/17 00:19	09/08/17 08:21	205-99-2	D3
Benzo(g,h,i)perylene	**0.028 U**	mg/kg	0.077	0.028	1	09/07/17 00:19	09/08/17 08:21	191-24-2	D3
Benzo(k)fluoranthene	**0.10**	mg/kg	0.077	0.017	1	09/07/17 00:19	09/08/17 08:21	207-08-9	D3
Chrysene	**0.12**	mg/kg	0.077	0.028	1	09/07/17 00:19	09/08/17 08:21	218-01-9	D3
Dibenz(a,h)anthracene	**0.039 U**	mg/kg	0.077	0.039	1	09/07/17 00:19	09/08/17 08:21	53-70-3	D3
Fluoranthene	**0.12**	mg/kg	0.077	0.025	1	09/07/17 00:19	09/08/17 08:21	206-44-0	D3
Fluorene	**0.035 U**	mg/kg	0.077	0.035	1	09/07/17 00:19	09/08/17 08:21	86-73-7	D3
Indeno(1,2,3-cd)pyrene	**0.039 U**	mg/kg	0.077	0.039	1	09/07/17 00:19	09/08/17 08:21	193-39-5	D3
1-Methylnaphthalene	**0.027 U**	mg/kg	0.077	0.027	1	09/07/17 00:19	09/08/17 08:21	90-12-0	D3
2-Methylnaphthalene	**0.031 U**	mg/kg	0.077	0.031	1	09/07/17 00:19	09/08/17 08:21	91-57-6	D3
Naphthalene	**0.025 U**	mg/kg	0.077	0.025	1	09/07/17 00:19	09/08/17 08:21	91-20-3	D3
Phenanthrene	**0.092**	mg/kg	0.077	0.029	1	09/07/17 00:19	09/08/17 08:21	85-01-8	D3
Pyrene	**0.099**	mg/kg	0.077	0.039	1	09/07/17 00:19	09/08/17 08:21	129-00-0	D3
Surrogates									
Nitrobenzene-d5 (S)	66	%	16-123		1	09/07/17 00:19	09/08/17 08:21	4165-60-0	
2-Fluorobiphenyl (S)	90	%	32-129		1	09/07/17 00:19	09/08/17 08:21	321-60-8	
Terphenyl-d14 (S)	54	%	38-138		1	09/07/17 00:19	09/08/17 08:21	1718-51-0	
8260/5035A Volatile Organics	Analytical Method: EPA 8260								
Acetone	**0.0094 I**	mg/kg	0.094	0.0094	1		09/09/17 00:57	67-64-1	
Acetonitrile	**0.024 U**	mg/kg	0.047	0.024	1		09/09/17 00:57	75-05-8	
Benzene	**0.0015 U**	mg/kg	0.0047	0.0015	1		09/09/17 00:57	71-43-2	
Bromobenzene	**0.0019 U**	mg/kg	0.0047	0.0019	1		09/09/17 00:57	108-86-1	
Bromochloromethane	**0.0016 U**	mg/kg	0.0047	0.0016	1		09/09/17 00:57	74-97-5	
Bromodichloromethane	**0.0018 U**	mg/kg	0.0047	0.0018	1		09/09/17 00:57	75-27-4	
Bromoform	**0.0022 U**	mg/kg	0.0047	0.0022	1		09/09/17 00:57	75-25-2	
Bromomethane	**0.0023 U**	mg/kg	0.0094	0.0023	1		09/09/17 00:57	74-83-9	

This report shall not be reproduced, except in full,
without the written consent of Pace Analytical Services, LLC.

Pace Analytical Services, LLC
3610 Park Central Blvd N
Pompano Beach, FL 33064
954-582-4300

ANALYTICAL RESULTS

Project: 09217186.00/Ludlum Trail
Pace Project No.: 35333909

Sample: SB-21-3 (0.5-2) **Lab ID: 35333909068** Collected: 09/01/17 16:17 Received: 09/01/17 18:00 Matrix: Solid

Results reported on a "dry weight" basis and are adjusted for percent moisture, sample size and any dilutions.

Parameters	Results	Units	PQL	MDL	DF	Prepared	Analyzed	CAS No.	Qual
8260/5035A Volatile Organics	Analytical Method: EPA 8260								
2-Butanone (MEK)	**0.0027 U**	mg/kg	0.094	0.0027	1		09/09/17 00:57	78-93-3	
n-Butylbenzene	**0.0017 U**	mg/kg	0.0047	0.0017	1		09/09/17 00:57	104-51-8	
sec-Butylbenzene	**0.0015 U**	mg/kg	0.0047	0.0015	1		09/09/17 00:57	135-98-8	
tert-Butylbenzene	**0.0019 U**	mg/kg	0.0047	0.0019	1		09/09/17 00:57	98-06-6	
Carbon disulfide	**0.0028 U**	mg/kg	0.0094	0.0028	1		09/09/17 00:57	75-15-0	
Carbon tetrachloride	**0.0024 U**	mg/kg	0.0047	0.0024	1		09/09/17 00:57	56-23-5	
Chlorobenzene	**0.0018 U**	mg/kg	0.0047	0.0018	1		09/09/17 00:57	108-90-7	
Chloroethane	**0.0022 U**	mg/kg	0.0094	0.0022	1		09/09/17 00:57	75-00-3	
Chloroform	**0.0015 U**	mg/kg	0.0047	0.0015	1		09/09/17 00:57	67-66-3	
Chloromethane	**0.0022 U**	mg/kg	0.0094	0.0022	1		09/09/17 00:57	74-87-3	
2-Chlorotoluene	**0.0016 U**	mg/kg	0.0047	0.0016	1		09/09/17 00:57	95-49-8	
4-Chlorotoluene	**0.0017 U**	mg/kg	0.0047	0.0017	1		09/09/17 00:57	106-43-4	
Dibromochloromethane	**0.0017 U**	mg/kg	0.0047	0.0017	1		09/09/17 00:57	124-48-1	
Dibromomethane	**0.0023 U**	mg/kg	0.0047	0.0023	1		09/09/17 00:57	74-95-3	
1,2-Dichlorobenzene	**0.0018 U**	mg/kg	0.0047	0.0018	1		09/09/17 00:57	95-50-1	
1,3-Dichlorobenzene	**0.0019 U**	mg/kg	0.0047	0.0019	1		09/09/17 00:57	541-73-1	
1,4-Dichlorobenzene	**0.0016 U**	mg/kg	0.0047	0.0016	1		09/09/17 00:57	106-46-7	
Dichlorodifluoromethane	**0.0034 U**	mg/kg	0.0094	0.0034	1		09/09/17 00:57	75-71-8	
1,1-Dichloroethane	**0.0014 U**	mg/kg	0.0047	0.0014	1		09/09/17 00:57	75-34-3	
1,2-Dichloroethane	**0.0021 U**	mg/kg	0.0047	0.0021	1		09/09/17 00:57	107-06-2	
1,1-Dichloroethene	**0.0017 U**	mg/kg	0.0047	0.0017	1		09/09/17 00:57	75-35-4	
cis-1,2-Dichloroethene	**0.0013 U**	mg/kg	0.0047	0.0013	1		09/09/17 00:57	156-59-2	
trans-1,2-Dichloroethene	**0.0018 U**	mg/kg	0.0047	0.0018	1		09/09/17 00:57	156-60-5	
1,2-Dichloropropane	**0.0016 U**	mg/kg	0.0047	0.0016	1		09/09/17 00:57	78-87-5	
1,3-Dichloropropane	**0.0018 U**	mg/kg	0.0047	0.0018	1		09/09/17 00:57	142-28-9	
2,2-Dichloropropane	**0.0016 U**	mg/kg	0.0047	0.0016	1		09/09/17 00:57	594-20-7	
1,1-Dichloropropene	**0.0014 U**	mg/kg	0.0047	0.0014	1		09/09/17 00:57	563-58-6	
cis-1,3-Dichloropropene	**0.0017 U**	mg/kg	0.0047	0.0017	1		09/09/17 00:57	10061-01-5	
trans-1,3-Dichloropropene	**0.0014 U**	mg/kg	0.0047	0.0014	1		09/09/17 00:57	10061-02-6	
Ethylbenzene	**0.0017 U**	mg/kg	0.0047	0.0017	1		09/09/17 00:57	100-41-4	
2-Hexanone	**0.0036 U**	mg/kg	0.047	0.0036	1		09/09/17 00:57	591-78-6	
Iodomethane	**0.0093 U**	mg/kg	0.0094	0.0093	1		09/09/17 00:57	74-88-4	
Isopropylbenzene (Cumene)	**0.0018 U**	mg/kg	0.0047	0.0018	1		09/09/17 00:57	98-82-8	
p-Isopropyltoluene	**0.0016 U**	mg/kg	0.0047	0.0016	1		09/09/17 00:57	99-87-6	
Methylene Chloride	**0.0028 U**	mg/kg	0.019	0.0028	1		09/09/17 00:57	75-09-2	
4-Methyl-2-pentanone (MIBK)	**0.0035 U**	mg/kg	0.047	0.0035	1		09/09/17 00:57	108-10-1	
Methyl-tert-butyl ether	**0.0014 U**	mg/kg	0.0047	0.0014	1		09/09/17 00:57	1634-04-4	
n-Propylbenzene	**0.0016 U**	mg/kg	0.0047	0.0016	1		09/09/17 00:57	103-65-1	
Styrene	**0.0017 U**	mg/kg	0.0047	0.0017	1		09/09/17 00:57	100-42-5	
1,1,1,2-Tetrachloroethane	**0.0020 U**	mg/kg	0.0047	0.0020	1		09/09/17 00:57	630-20-6	
1,1,2,2-Tetrachloroethane	**0.0018 U**	mg/kg	0.0047	0.0018	1		09/09/17 00:57	79-34-5	
Tetrachloroethene	**0.0016 U**	mg/kg	0.0047	0.0016	1		09/09/17 00:57	127-18-4	
Toluene	**0.0017 U**	mg/kg	0.0047	0.0017	1		09/09/17 00:57	108-88-3	
1,2,3-Trichlorobenzene	**0.0021 U**	mg/kg	0.0047	0.0021	1		09/09/17 00:57	87-61-6	
1,2,4-Trichlorobenzene	**0.0015 U**	mg/kg	0.0047	0.0015	1		09/09/17 00:57	120-82-1	

This report shall not be reproduced, except in full,
without the written consent of Pace Analytical Services, LLC.

Pace Analytical Services, LLC
3610 Park Central Blvd N
Pompano Beach, FL 33064
954-582-4300

ANALYTICAL RESULTS

Project: 09217186.00/Ludlum Trail
Pace Project No.: 35333909

Sample: SB-21-3 (0.5-2) **Lab ID: 35333909068** Collected: 09/01/17 16:17 Received: 09/01/17 18:00 Matrix: Solid

Results reported on a "dry weight" basis and are adjusted for percent moisture, sample size and any dilutions.

Parameters	Results	Units	PQL	MDL	DF	Prepared	Analyzed	CAS No.	Qual
8260/5035A Volatile Organics	Analytical Method: EPA 8260								
1,1,1-Trichloroethane	**0.0017 U**	mg/kg	0.0047	0.0017	1		09/09/17 00:57	71-55-6	
1,1,2-Trichloroethane	**0.0020 U**	mg/kg	0.0047	0.0020	1		09/09/17 00:57	79-00-5	
Trichloroethene	**0.0020 U**	mg/kg	0.0047	0.0020	1		09/09/17 00:57	79-01-6	
Trichlorofluoromethane	**0.0021 U**	mg/kg	0.0047	0.0021	1		09/09/17 00:57	75-69-4	
1,2,3-Trichloropropane	**0.0015 U**	mg/kg	0.0047	0.0015	1		09/09/17 00:57	96-18-4	
1,2,3-Trimethylbenzene	**0.0016 U**	mg/kg	0.0047	0.0016	1		09/09/17 00:57	526-73-8	
1,2,4-Trimethylbenzene	**0.0019 U**	mg/kg	0.0047	0.0019	1		09/09/17 00:57	95-63-6	
1,3,5-Trimethylbenzene	**0.0017 U**	mg/kg	0.0047	0.0017	1		09/09/17 00:57	108-67-8	
Vinyl acetate	**0.0082 U**	mg/kg	0.047	0.0082	1		09/09/17 00:57	108-05-4	
Vinyl chloride	**0.0017 U**	mg/kg	0.0094	0.0017	1		09/09/17 00:57	75-01-4	
Xylene (Total)	**0.0034 U**	mg/kg	0.0094	0.0034	1		09/09/17 00:57	1330-20-7	
m&p-Xylene	**0.0034 U**	mg/kg	0.0094	0.0034	1		09/09/17 00:57	179601-23-1	
o-Xylene	**0.0018 U**	mg/kg	0.0047	0.0018	1		09/09/17 00:57	95-47-6	
Surrogates									
Toluene-d8 (S)	100	%	70-130		1		09/09/17 00:57	2037-26-5	
4-Bromofluorobenzene (S)	93	%	70-130		1		09/09/17 00:57	460-00-4	
1,2-Dichloroethane-d4 (S)	121	%	70-132		1		09/09/17 00:57	17060-07-0	
Percent Moisture	Analytical Method: ASTM D2974-87								
Percent Moisture	**14.3**	%	0.10	0.10	1		09/06/17 10:57		

This report shall not be reproduced, except in full,
without the written consent of Pace Analytical Services, LLC.

Pace Analytical Services, LLC
3610 Park Central Blvd N
Pompano Beach, FL 33064
954-582-4300

ANALYTICAL RESULTS

Project: 09217186.00/Ludlum Trail
Pace Project No.: 35333909

Sample: SB-21-3 (2-4) **Lab ID: 35333909069** Collected: 09/01/17 16:19 Received: 09/01/17 18:00 Matrix: Solid

Results reported on a "dry weight" basis and are adjusted for percent moisture, sample size and any dilutions.

Parameters	Results	Units	PQL	MDL	DF	Prepared	Analyzed	CAS No.	Qual
Percent Moisture	Analytical Method: ASTM D2974-87								
Percent Moisture	**5.7**	%	0.10	0.10	1		09/06/17 10:57		

This report shall not be reproduced, except in full,
without the written consent of Pace Analytical Services, LLC.

Pace Analytical Services, LLC
3610 Park Central Blvd N
Pompano Beach, FL 33064
954-582-4300

ANALYTICAL RESULTS

Project: 09217186.00/Ludlum Trail
Pace Project No.: 35333909

Sample: SB-21-3 (4-6) **Lab ID: 35333909070** Collected: 09/01/17 16:21 Received: 09/01/17 18:00 Matrix: Solid

Results reported on a "dry weight" basis and are adjusted for percent moisture, sample size and any dilutions.

Parameters	Results	Units	PQL	MDL	DF	Prepared	Analyzed	CAS No.	Qual
Percent Moisture	Analytical Method: ASTM D2974-87								
Percent Moisture	**6.2**	%	0.10	0.10	1		09/06/17 10:57		J(D6)

This report shall not be reproduced, except in full,
without the written consent of Pace Analytical Services, LLC.

Pace Analytical Services, LLC
3610 Park Central Blvd N
Pompano Beach, FL 33064
954-582-4300

ANALYTICAL RESULTS

Project: 09217186.00/Ludlum Trail
Pace Project No.: 35333909

Sample: SB-21-3 (6-8) **Lab ID: 35333909071** Collected: 09/01/17 16:23 Received: 09/01/17 18:00 Matrix: Solid

Results reported on a "dry weight" basis and are adjusted for percent moisture, sample size and any dilutions.

Parameters	Results	Units	PQL	MDL	DF	Prepared	Analyzed	CAS No.	Qual
8270 MSSV Short List Microwave	Analytical Method: EPA 8270 Preparation Method: EPA 3546								
Acenaphthene	**0.031 U**	mg/kg	0.085	0.031	1	09/18/17 00:00	09/19/17 18:30	83-32-9	2p,Q
Acenaphthylene	**0.026 U**	mg/kg	0.085	0.026	1	09/18/17 00:00	09/19/17 18:30	208-96-8	2p,Q
Anthracene	**0.026 U**	mg/kg	0.085	0.026	1	09/18/17 00:00	09/19/17 18:30	120-12-7	2p,Q
Benzo(a)anthracene	**0.054 I**	mg/kg	0.085	0.025	1	09/18/17 00:00	09/19/17 18:30	56-55-3	2p,Q
Benzo(a)pyrene	**0.10**	mg/kg	0.085	0.0099	1	09/18/17 00:00	09/19/17 18:30	50-32-8	2p,Q
Benzo(b)fluoranthene	**0.064 U**	mg/kg	0.085	0.064	1	09/18/17 00:00	09/19/17 18:30	205-99-2	2p,Q
Benzo(g,h,i)perylene	**0.097**	mg/kg	0.085	0.031	1	09/18/17 00:00	09/19/17 18:30	191-24-2	2p,Q
Benzo(k)fluoranthene	**0.036 I**	mg/kg	0.085	0.018	1	09/18/17 00:00	09/19/17 18:30	207-08-9	2p,Q
Chrysene	**0.043 I**	mg/kg	0.085	0.030	1	09/18/17 00:00	09/19/17 18:30	218-01-9	2p,Q
Dibenz(a,h)anthracene	**0.043 U**	mg/kg	0.085	0.043	1	09/18/17 00:00	09/19/17 18:30	53-70-3	2p,Q
Fluoranthene	**0.056 I**	mg/kg	0.085	0.028	1	09/18/17 00:00	09/19/17 18:30	206-44-0	2p,Q
Fluorene	**0.038 U**	mg/kg	0.085	0.038	1	09/18/17 00:00	09/19/17 18:30	86-73-7	2p,Q
Indeno(1,2,3-cd)pyrene	**0.13**	mg/kg	0.085	0.043	1	09/18/17 00:00	09/19/17 18:30	193-39-5	2p,Q
1-Methylnaphthalene	**0.030 U**	mg/kg	0.085	0.030	1	09/18/17 00:00	09/19/17 18:30	90-12-0	2p,Q
2-Methylnaphthalene	**0.034 U**	mg/kg	0.085	0.034	1	09/18/17 00:00	09/19/17 18:30	91-57-6	2p,Q
Naphthalene	**0.027 U**	mg/kg	0.085	0.027	1	09/18/17 00:00	09/19/17 18:30	91-20-3	2p,Q
Phenanthrene	**0.032 U**	mg/kg	0.085	0.032	1	09/18/17 00:00	09/19/17 18:30	85-01-8	2p,Q
Pyrene	**0.055 I**	mg/kg	0.085	0.043	1	09/18/17 00:00	09/19/17 18:30	129-00-0	2p,Q
Surrogates									
Nitrobenzene-d5 (S)	86	%	16-123		1	09/18/17 00:00	09/19/17 18:30	4165-60-0	
2-Fluorobiphenyl (S)	84	%	32-129		1	09/18/17 00:00	09/19/17 18:30	321-60-8	
Terphenyl-d14 (S)	89	%	38-138		1	09/18/17 00:00	09/19/17 18:30	1718-51-0	
Percent Moisture	Analytical Method: ASTM D2974-87								
Percent Moisture	**22.5**	%	0.10	0.10	1		09/06/17 10:57		

This report shall not be reproduced, except in full,
without the written consent of Pace Analytical Services, LLC.

Pace Analytical Services, LLC
3610 Park Central Blvd N
Pompano Beach, FL 33064
954-582-4300

QUALITY CONTROL DATA

Project: 09217186.00/Ludlum Trail
Pace Project No.: 35333909

QC Batch: 391696 — Analysis Method: EPA 6010
QC Batch Method: EPA 3050 — Analysis Description: 6010 MET Solid
Associated Lab Samples: 35333909001, 35333909002, 35333909003, 35333909004, 35333909005, 35333909007, 35333909008, 35333909010, 35333909011, 35333909013, 35333909014, 35333909016, 35333909017, 35333909018, 35333909019, 35333909020, 35333909021, 35333909026, 35333909027, 35333909029

METHOD BLANK: 2132223 — Matrix: Solid
Associated Lab Samples: 35333909001, 35333909002, 35333909003, 35333909004, 35333909005, 35333909007, 35333909008, 35333909010, 35333909011, 35333909013, 35333909014, 35333909016, 35333909017, 35333909018, 35333909019, 35333909020, 35333909021, 35333909026, 35333909027, 35333909029

Parameter	Units	Blank Result	Reporting Limit	MDL	Analyzed	Qualifiers
Arsenic	mg/kg	0.24 U	0.48	0.24	09/15/17 13:16	
Cadmium	mg/kg	0.024 U	0.048	0.024	09/15/17 13:16	
Chromium	mg/kg	0.12 U	0.24	0.12	09/15/17 13:16	
Copper	mg/kg	0.12 U	0.24	0.12	09/15/17 13:16	
Lead	mg/kg	0.24 U	0.48	0.24	09/15/17 13:16	

LABORATORY CONTROL SAMPLE: 2132224

Parameter	Units	Spike Conc.	LCS Result	LCS % Rec	% Rec Limits	Qualifiers
Arsenic	mg/kg	13.8	13.6	99	80-120	
Cadmium	mg/kg	1.4	1.4	102	80-120	
Chromium	mg/kg	13.8	15.2	110	80-120	
Copper	mg/kg	13.8	15.1	109	80-120	
Lead	mg/kg	13.8	14.4	105	80-120	

MATRIX SPIKE & MATRIX SPIKE DUPLICATE: 2132225 2132226

Parameter	Units	35333909001 Result	MS Spike Conc.	MSD Spike Conc.	MS Result	MSD Result	MS % Rec	MSD % Rec	% Rec Limits	RPD	Max RPD	Qual
Arsenic	mg/kg	15.6	12.7	13.8	27.1	39.2	90	171	75-125	37	20	J(M1), J(R1)
Cadmium	mg/kg	0.36	1.3	1.4	1.6	1.8	100	102	75-125	8	20	
Chromium	mg/kg	7.5	12.7	13.8	21.0	23.0	106	112	75-125	9	20	
Copper	mg/kg	10.1	12.7	13.8	24.7	25.3	114	110	75-125	2	20	
Lead	mg/kg	74.8	12.7	13.8	85.0	99.7	81	181	75-125	16	20	J(M1)

Results presented on this page are in the units indicated by the "Units" column except where an alternate unit is presented to the right of the result.

REPORT OF LABORATORY ANALYSIS

This report shall not be reproduced, except in full,
without the written consent of Pace Analytical Services, LLC.

Pace Analytical Services, LLC
3610 Park Central Blvd N
Pompano Beach, FL 33064
954-582-4300

QUALITY CONTROL DATA

Project: 09217186.00/Ludlum Trail
Pace Project No.: 35333909

QC Batch: 392003 | Analysis Method: EPA 6010
QC Batch Method: EPA 3050 | Analysis Description: 6010 MET Solid
Associated Lab Samples: 35333909030, 35333909031, 35333909032, 35333909033, 35333909034, 35333909035, 35333909036, 35333909037, 35333909038, 35333909039, 35333909040, 35333909043, 35333909044, 35333909048

METHOD BLANK: 2134314 | Matrix: Solid
Associated Lab Samples: 35333909030, 35333909031, 35333909032, 35333909033, 35333909034, 35333909035, 35333909036, 35333909037, 35333909038, 35333909039, 35333909040, 35333909043, 35333909044, 35333909048

Parameter	Units	Blank Result	Reporting Limit	MDL	Analyzed	Qualifiers
Arsenic	mg/kg	0.31 U	0.61	0.31	09/13/17 11:31	
Cadmium	mg/kg	0.031 U	0.061	0.031	09/13/17 11:31	
Chromium	mg/kg	0.15 U	0.31	0.15	09/13/17 11:31	
Copper	mg/kg	0.15 U	0.31	0.15	09/13/17 11:31	
Lead	mg/kg	0.31 U	0.61	0.31	09/13/17 11:31	

LABORATORY CONTROL SAMPLE: 2134315

Parameter	Units	Spike Conc.	LCS Result	LCS % Rec	% Rec Limits	Qualifiers
Arsenic	mg/kg	13	13.3	102	80-120	
Cadmium	mg/kg	1.3	1.4	109	80-120	
Chromium	mg/kg	13	15.1	116	80-120	
Copper	mg/kg	13	14.6	113	80-120	
Lead	mg/kg	13	14.5	112	80-120	

MATRIX SPIKE & MATRIX SPIKE DUPLICATE: 2134316 2134317

Parameter	Units	35332983001 Result	MS Spike Conc.	MSD Spike Conc.	MS Result	MSD Result	MS % Rec	MSD % Rec	% Rec Limits	RPD	Max RPD	Qual
Arsenic	mg/kg	1.3	12.6	15.2	12.4	13.9	87	82	75-125	11	20	
Cadmium	mg/kg	0.48	1.3	1.5	1.7	1.8	94	87	75-125	8	20	
Chromium	mg/kg	9.2	12.6	15.2	21.9	21.7	101	83	75-125	1	20	
Copper	mg/kg	145	12.6	15.2	155	133	76	-81	75-125	15	20	J(M1)
Lead	mg/kg	1.2	12.6	15.2	12.1	13.8	87	83	75-125	13	20	

Results presented on this page are in the units indicated by the "Units" column except where an alternate unit is presented to the right of the result.

REPORT OF LABORATORY ANALYSIS

This report shall not be reproduced, except in full,
without the written consent of Pace Analytical Services, LLC.

Pace Analytical Services, LLC
3610 Park Central Blvd N
Pompano Beach, FL 33064
954-582-4300

QUALITY CONTROL DATA

Project: 09217186.00/Ludlum Trail
Pace Project No.: 35333909

QC Batch: 392004 — Analysis Method: EPA 6010
QC Batch Method: EPA 3050 — Analysis Description: 6010 MET Solid
Associated Lab Samples: 35333909049, 35333909050, 35333909051, 35333909053, 35333909054, 35333909057, 35333909058, 35333909060, 35333909061, 35333909062, 35333909063, 35333909067, 35333909068

METHOD BLANK: 2134318 — Matrix: Solid
Associated Lab Samples: 35333909049, 35333909050, 35333909051, 35333909053, 35333909054, 35333909057, 35333909058, 35333909060, 35333909061, 35333909062, 35333909063, 35333909067, 35333909068

Parameter	Units	Blank Result		Reporting Limit	MDL	Analyzed	Qualifiers
Arsenic	mg/kg	0.29	U	0.58	0.29	09/13/17 14:50	
Cadmium	mg/kg	0.029	U	0.058	0.029	09/13/17 14:50	
Chromium	mg/kg	0.14	U	0.29	0.14	09/13/17 14:50	
Copper	mg/kg	0.14	U	0.29	0.14	09/13/17 14:50	
Lead	mg/kg	0.29	U	0.58	0.29	09/13/17 14:50	

LABORATORY CONTROL SAMPLE: 2134319

Parameter	Units	Spike Conc.	LCS Result	LCS % Rec	% Rec Limits	Qualifiers
Arsenic	mg/kg	12.5	13.3	106	80-120	
Cadmium	mg/kg	1.3	1.4	108	80-120	
Chromium	mg/kg	12.5	15.0	119	80-120	
Copper	mg/kg	12.5	14.7	118	80-120	
Lead	mg/kg	12.5	14.0	112	80-120	

MATRIX SPIKE & MATRIX SPIKE DUPLICATE: 2134320 — 2134321

Parameter	Units	35333909049 Result	MS Spike Conc.	MSD Spike Conc.	MS Result	MSD Result	MS % Rec	MSD % Rec	% Rec Limits	RPD	Max RPD	Qual
Arsenic	mg/kg	2.0	14.6	17.3	17.7	20.8	107	108	75-125	16	20	
Cadmium	mg/kg	0.23	1.4	1.8	1.7	1.9	97	94	75-125	12	20	
Chromium	mg/kg	6.4	14.6	17.3	23.5	26.9	117	119	75-125	14	20	
Copper	mg/kg	5.8	14.6	17.3	22.3	23.1	113	100	75-125	3	20	
Lead	mg/kg	17.0	14.6	17.3	34.0	27.2	116	59	75-125	22	20	J(M1), J(R1)

Results presented on this page are in the units indicated by the "Units" column except where an alternate unit is presented to the right of the result.

REPORT OF LABORATORY ANALYSIS

This report shall not be reproduced, except in full,
without the written consent of Pace Analytical Services, LLC.

Pace Analytical Services, LLC
3610 Park Central Blvd N
Pompano Beach, FL 33064
954-582-4300

QUALITY CONTROL DATA

Project: 09217186.00/Ludlum Trail
Pace Project No.: 35333909

QC Batch: 396515 Analysis Method: EPA 6010
QC Batch Method: EPA 3010 Analysis Description: 6010 MET SPLP
Associated Lab Samples: 35333909018, 35333909032, 35333909036

METHOD BLANK: 2163189 Matrix: Water
Associated Lab Samples: 35333909018, 35333909032, 35333909036

Parameter	Units	Blank Result	Reporting Limit	MDL	Analyzed	Qualifiers
Arsenic	mg/L	0.0050 U	0.010	0.0050	10/04/17 23:13	

LABORATORY CONTROL SAMPLE: 2163190

Parameter	Units	Spike Conc.	LCS Result	LCS % Rec	% Rec Limits	Qualifiers
Arsenic	mg/L	.25	0.26	105	80-120	

MATRIX SPIKE & MATRIX SPIKE DUPLICATE: 2163191 2163192

Parameter	Units	35333601015 Result	MS Spike Conc.	MSD Spike Conc.	MS Result	MSD Result	MS % Rec	MSD % Rec	% Rec Limits	RPD	Max RPD	Qual
Arsenic	mg/L	0.099	.25	.25	0.37	0.36	109	105	75-125	2	20	

Results presented on this page are in the units indicated by the "Units" column except where an alternate unit is presented to the right of the result.

REPORT OF LABORATORY ANALYSIS

This report shall not be reproduced, except in full,
without the written consent of Pace Analytical Services, LLC.

Pace Analytical Services, LLC
3610 Park Central Blvd N
Pompano Beach, FL 33064
954-582-4300

QUALITY CONTROL DATA

Project: 09217186.00/Ludlum Trail
Pace Project No.: 35333909

QC Batch: 394973 Analysis Method: EPA 6010
QC Batch Method: EPA 3010 Analysis Description: 6010 MET TCLP
Associated Lab Samples: 35333909002, 35333909043, 35333909062

METHOD BLANK: 2152529 Matrix: Water
Associated Lab Samples: 35333909002, 35333909043, 35333909062

Parameter	Units	Blank Result	Reporting Limit	MDL	Analyzed	Qualifiers
Lead	mg/L	0.050 U	0.10	0.050	09/27/17 13:42	

LABORATORY CONTROL SAMPLE: 2152530

Parameter	Units	Spike Conc.	LCS Result	LCS % Rec	% Rec Limits	Qualifiers
Lead	mg/L	2.5	2.7	107	80-120	

MATRIX SPIKE & MATRIX SPIKE DUPLICATE: 2152531 2152532

Parameter	Units	35331186003 Result	MS Spike Conc.	MSD Spike Conc.	MS Result	MSD Result	MS % Rec	MSD % Rec	% Rec Limits	RPD	Max RPD	Qual
Lead	mg/L	0.050 U	2.5	2.5	2.7	2.6	106	105	75-125	1	20	

Results presented on this page are in the units indicated by the "Units" column except where an alternate unit is presented to the right of the result.

REPORT OF LABORATORY ANALYSIS

This report shall not be reproduced, except in full,
without the written consent of Pace Analytical Services, LLC.

Pace Analytical Services, LLC
3610 Park Central Blvd N
Pompano Beach, FL 33064
954-582-4300

QUALITY CONTROL DATA

Project: 09217186.00/Ludlum Trail
Pace Project No.: 35333909

QC Batch: 376884 | Analysis Method: EPA 8260
QC Batch Method: EPA 8260 | Analysis Description: 8260 MSV 5035A Volatile Organics
Associated Lab Samples: 35333909004, 35333909005, 35333909007, 35333909008, 35333909010, 35333909011, 35333909013, 35333909014, 35333909016, 35333909017, 35333909018, 35333909019, 35333909020, 35333909021, 35333909026

METHOD BLANK: 2087850 | Matrix: Solid
Associated Lab Samples: 35333909004, 35333909005, 35333909007, 35333909008, 35333909010, 35333909011, 35333909013, 35333909014, 35333909016, 35333909017, 35333909018, 35333909019, 35333909020, 35333909021, 35333909026

Parameter	Units	Blank Result	Reporting Limit	MDL	Analyzed	Qualifiers
1,1,1,2-Tetrachloroethane	mg/kg	0.0027 U	0.0064	0.0027	09/08/17 11:20	
1,1,1-Trichloroethane	mg/kg	0.0023 U	0.0064	0.0023	09/08/17 11:20	
1,1,2,2-Tetrachloroethane	mg/kg	0.0024 U	0.0064	0.0024	09/08/17 11:20	
1,1,2-Trichloroethane	mg/kg	0.0027 U	0.0064	0.0027	09/08/17 11:20	
1,1-Dichloroethane	mg/kg	0.0019 U	0.0064	0.0019	09/08/17 11:20	
1,1-Dichloroethene	mg/kg	0.0023 U	0.0064	0.0023	09/08/17 11:20	
1,1-Dichloropropene	mg/kg	0.0019 U	0.0064	0.0019	09/08/17 11:20	
1,2,3-Trichlorobenzene	mg/kg	0.0028 U	0.0064	0.0028	09/08/17 11:20	
1,2,3-Trichloropropane	mg/kg	0.0020 U	0.0064	0.0020	09/08/17 11:20	
1,2,3-Trimethylbenzene	mg/kg	0.0022 U	0.0064	0.0022	09/08/17 11:20	
1,2,4-Trichlorobenzene	mg/kg	0.0020 U	0.0064	0.0020	09/08/17 11:20	
1,2,4-Trimethylbenzene	mg/kg	0.0026 U	0.0064	0.0026	09/08/17 11:20	
1,2-Dichlorobenzene	mg/kg	0.0024 U	0.0064	0.0024	09/08/17 11:20	
1,2-Dichloroethane	mg/kg	0.0028 U	0.0064	0.0028	09/08/17 11:20	
1,2-Dichloropropane	mg/kg	0.0022 U	0.0064	0.0022	09/08/17 11:20	
1,3,5-Trimethylbenzene	mg/kg	0.0023 U	0.0064	0.0023	09/08/17 11:20	
1,3-Dichlorobenzene	mg/kg	0.0026 U	0.0064	0.0026	09/08/17 11:20	
1,3-Dichloropropane	mg/kg	0.0024 U	0.0064	0.0024	09/08/17 11:20	
1,4-Dichlorobenzene	mg/kg	0.0022 U	0.0064	0.0022	09/08/17 11:20	
2,2-Dichloropropane	mg/kg	0.0022 U	0.0064	0.0022	09/08/17 11:20	
2-Butanone (MEK)	mg/kg	0.0037 U	0.13	0.0037	09/08/17 11:20	
2-Chlorotoluene	mg/kg	0.0022 U	0.0064	0.0022	09/08/17 11:20	
2-Hexanone	mg/kg	0.0050 U	0.064	0.0050	09/08/17 11:20	
4-Chlorotoluene	mg/kg	0.0023 U	0.0064	0.0023	09/08/17 11:20	
4-Methyl-2-pentanone (MIBK)	mg/kg	0.0047 U	0.064	0.0047	09/08/17 11:20	
Acetone	mg/kg	0.013 U	0.13	0.013	09/08/17 11:20	
Acetonitrile	mg/kg	0.033 U	0.064	0.033	09/08/17 11:20	
Benzene	mg/kg	0.0020 U	0.0064	0.0020	09/08/17 11:20	
Bromobenzene	mg/kg	0.0026 U	0.0064	0.0026	09/08/17 11:20	
Bromochloromethane	mg/kg	0.0022 U	0.0064	0.0022	09/08/17 11:20	
Bromodichloromethane	mg/kg	0.0024 U	0.0064	0.0024	09/08/17 11:20	
Bromoform	mg/kg	0.0029 U	0.0064	0.0029	09/08/17 11:20	
Bromomethane	mg/kg	0.0032 U	0.013	0.0032	09/08/17 11:20	
Carbon disulfide	mg/kg	0.0038 U	0.013	0.0038	09/08/17 11:20	
Carbon tetrachloride	mg/kg	0.0033 U	0.0064	0.0033	09/08/17 11:20	
Chlorobenzene	mg/kg	0.0024 U	0.0064	0.0024	09/08/17 11:20	
Chloroethane	mg/kg	0.0031 U	0.013	0.0031	09/08/17 11:20	
Chloroform	mg/kg	0.0020 U	0.0064	0.0020	09/08/17 11:20	

Results presented on this page are in the units indicated by the "Units" column except where an alternate unit is presented to the right of the result.

REPORT OF LABORATORY ANALYSIS

This report shall not be reproduced, except in full,
without the written consent of Pace Analytical Services, LLC.

Pace Analytical Services, LLC
3610 Park Central Blvd N
Pompano Beach, FL 33064
954-582-4300

QUALITY CONTROL DATA

Project: 09217186.00/Ludlum Trail
Pace Project No.: 35333909

METHOD BLANK: 2087850 Matrix: Solid

Associated Lab Samples: 35333909004, 35333909005, 35333909007, 35333909008, 35333909010, 35333909011, 35333909013, 35333909014, 35333909016, 35333909017, 35333909018, 35333909019, 35333909020, 35333909021, 35333909026

Parameter	Units	Blank Result		Reporting Limit	MDL	Analyzed	Qualifiers
Chloromethane	mg/kg	0.0031	U	0.013	0.0031	09/08/17 11:20	
cis-1,2-Dichloroethene	mg/kg	0.0018	U	0.0064	0.0018	09/08/17 11:20	
cis-1,3-Dichloropropene	mg/kg	0.0023	U	0.0064	0.0023	09/08/17 11:20	
Dibromochloromethane	mg/kg	0.0023	U	0.0064	0.0023	09/08/17 11:20	
Dibromomethane	mg/kg	0.0032	U	0.0064	0.0032	09/08/17 11:20	
Dichlorodifluoromethane	mg/kg	0.0046	U	0.013	0.0046	09/08/17 11:20	
Ethylbenzene	mg/kg	0.0023	U	0.0064	0.0023	09/08/17 11:20	
Iodomethane	mg/kg	0.013	U	0.013	0.013	09/08/17 11:20	
Isopropylbenzene (Cumene)	mg/kg	0.0024	U	0.0064	0.0024	09/08/17 11:20	
m&p-Xylene	mg/kg	0.0046	U	0.013	0.0046	09/08/17 11:20	
Methyl-tert-butyl ether	mg/kg	0.0019	U	0.0064	0.0019	09/08/17 11:20	
Methylene Chloride	mg/kg	0.0038	U	0.026	0.0038	09/08/17 11:20	
n-Butylbenzene	mg/kg	0.0023	U	0.0064	0.0023	09/08/17 11:20	
n-Propylbenzene	mg/kg	0.0022	U	0.0064	0.0022	09/08/17 11:20	
o-Xylene	mg/kg	0.0024	U	0.0064	0.0024	09/08/17 11:20	
p-Isopropyltoluene	mg/kg	0.0022	U	0.0064	0.0022	09/08/17 11:20	
sec-Butylbenzene	mg/kg	0.0020	U	0.0064	0.0020	09/08/17 11:20	
Styrene	mg/kg	0.0023	U	0.0064	0.0023	09/08/17 11:20	
tert-Butylbenzene	mg/kg	0.0026	U	0.0064	0.0026	09/08/17 11:20	
Tetrachloroethene	mg/kg	0.0022	U	0.0064	0.0022	09/08/17 11:20	
Toluene	mg/kg	0.0023	U	0.0064	0.0023	09/08/17 11:20	
trans-1,2-Dichloroethene	mg/kg	0.0024	U	0.0064	0.0024	09/08/17 11:20	
trans-1,3-Dichloropropene	mg/kg	0.0019	U	0.0064	0.0019	09/08/17 11:20	
Trichloroethene	mg/kg	0.0027	U	0.0064	0.0027	09/08/17 11:20	
Trichlorofluoromethane	mg/kg	0.0028	U	0.0064	0.0028	09/08/17 11:20	
Vinyl acetate	mg/kg	0.011	U	0.064	0.011	09/08/17 11:20	
Vinyl chloride	mg/kg	0.0023	U	0.013	0.0023	09/08/17 11:20	
Xylene (Total)	mg/kg	0.0046	U	0.013	0.0046	09/08/17 11:20	
1,2-Dichloroethane-d4 (S)	%	95		70-132		09/08/17 11:20	
4-Bromofluorobenzene (S)	%	100		70-130		09/08/17 11:20	
Toluene-d8 (S)	%	101		70-130		09/08/17 11:20	

LABORATORY CONTROL SAMPLE: 2087851

Parameter	Units	Spike Conc.	LCS Result	LCS % Rec	% Rec Limits	Qualifiers
1,1,1,2-Tetrachloroethane	mg/kg	.06	0.061	101	74-137	
1,1,1-Trichloroethane	mg/kg	.06	0.055	91	67-140	
1,1,2,2-Tetrachloroethane	mg/kg	.06	0.059	99	72-141	
1,1,2-Trichloroethane	mg/kg	.06	0.056	94	78-138	
1,1-Dichloroethane	mg/kg	.06	0.053	88	69-134	
1,1-Dichloroethene	mg/kg	.06	0.055	92	67-138	
1,1-Dichloropropene	mg/kg	.06	0.055	91	69-139	

Results presented on this page are in the units indicated by the "Units" column except where an alternate unit is presented to the right of the result.

REPORT OF LABORATORY ANALYSIS

This report shall not be reproduced, except in full,
without the written consent of Pace Analytical Services, LLC.

Pace Analytical Services, LLC
3610 Park Central Blvd N
Pompano Beach, FL 33064
954-582-4300

QUALITY CONTROL DATA

Project: 09217186.00/Ludlum Trail
Pace Project No.: 35333909

LABORATORY CONTROL SAMPLE: 2087851

Parameter	Units	Spike Conc.	LCS Result	LCS % Rec	% Rec Limits	Qualifiers
1,2,3-Trichlorobenzene	mg/kg	.06	0.067	112	70-146	
1,2,3-Trichloropropane	mg/kg	.06	0.061	101	69-144	
1,2,3-Trimethylbenzene	mg/kg	.06	0.060	101	70-149	
1,2,4-Trichlorobenzene	mg/kg	.06	0.067	112	68-148	
1,2,4-Trimethylbenzene	mg/kg	.06	0.062	104	74-137	
1,2-Dichlorobenzene	mg/kg	.06	0.061	102	77-141	
1,2-Dichloroethane	mg/kg	.06	0.054	91	65-137	
1,2-Dichloropropane	mg/kg	.06	0.058	97	72-136	
1,3,5-Trimethylbenzene	mg/kg	.06	0.060	100	76-133	
1,3-Dichlorobenzene	mg/kg	.06	0.061	102	74-138	
1,3-Dichloropropane	mg/kg	.06	0.061	102	71-139	
1,4-Dichlorobenzene	mg/kg	.06	0.062	103	76-138	
2,2-Dichloropropane	mg/kg	.06	0.054	90	68-137	
2-Butanone (MEK)	mg/kg	.12	0.12 I	97	58-147	
2-Chlorotoluene	mg/kg	.06	0.059	99	73-139	
2-Hexanone	mg/kg	.12	0.14	118	62-145	
4-Chlorotoluene	mg/kg	.06	0.060	101	76-141	
4-Methyl-2-pentanone (MIBK)	mg/kg	.12	0.12	101	64-149	
Acetone	mg/kg	.12	0.11 I	93	53-153	
Acetonitrile	mg/kg	.6	0.50	83	56-144	
Benzene	mg/kg	.06	0.055	93	73-135	
Bromobenzene	mg/kg	.06	0.062	103	75-133	
Bromochloromethane	mg/kg	.06	0.054	90	73-134	
Bromodichloromethane	mg/kg	.06	0.056	93	71-135	
Bromoform	mg/kg	.06	0.065	109	66-141	
Bromomethane	mg/kg	.06	0.067	112	53-160	
Carbon disulfide	mg/kg	.06	0.052	88	63-140	
Carbon tetrachloride	mg/kg	.06	0.057	95	60-145	
Chlorobenzene	mg/kg	.06	0.060	100	78-130	
Chloroethane	mg/kg	.06	0.063	106	64-149	
Chloroform	mg/kg	.06	0.053	89	70-134	
Chloromethane	mg/kg	.06	0.053	89	52-150	
cis-1,2-Dichloroethene	mg/kg	.06	0.054	91	70-133	
cis-1,3-Dichloropropene	mg/kg	.06	0.059	99	68-134	
Dibromochloromethane	mg/kg	.06	0.063	105	71-138	
Dibromomethane	mg/kg	.06	0.055	91	74-130	
Dichlorodifluoromethane	mg/kg	.06	0.053	89	40-160	
Ethylbenzene	mg/kg	.06	0.059	99	75-133	
Iodomethane	mg/kg	.12	0.11	89	69-144	
Isopropylbenzene (Cumene)	mg/kg	.06	0.058	97	76-143	
m&p-Xylene	mg/kg	.12	0.12	97	75-136	
Methyl-tert-butyl ether	mg/kg	.06	0.056	93	68-144	
Methylene Chloride	mg/kg	.06	0.049	82	45-154	
n-Butylbenzene	mg/kg	.06	0.062	104	72-137	
n-Propylbenzene	mg/kg	.06	0.059	99	76-136	
o-Xylene	mg/kg	.06	0.059	99	76-141	
p-Isopropyltoluene	mg/kg	.06	0.060	100	76-140	

Results presented on this page are in the units indicated by the "Units" column except where an alternate unit is presented to the right of the result.

This report shall not be reproduced, except in full,
without the written consent of Pace Analytical Services, LLC.

Pace Analytical Services, LLC
3610 Park Central Blvd N
Pompano Beach, FL 33064
954-582-4300

QUALITY CONTROL DATA

Project: 09217186.00/Ludlum Trail
Pace Project No.: 35333909

LABORATORY CONTROL SAMPLE: 2087851

Parameter	Units	Spike Conc.	LCS Result	LCS % Rec	% Rec Limits	Qualifiers
sec-Butylbenzene	mg/kg	.06	0.060	100	79-139	
Styrene	mg/kg	.06	0.060	100	79-137	
tert-Butylbenzene	mg/kg	.06	0.054	90	74-143	
Tetrachloroethene	mg/kg	.06	0.053	89	71-138	
Toluene	mg/kg	.06	0.056	93	74-131	
trans-1,2-Dichloroethene	mg/kg	.06	0.054	90	67-135	
trans-1,3-Dichloropropene	mg/kg	.06	0.059	98	65-146	
Trichloroethene	mg/kg	.06	0.060	100	67-135	
Trichlorofluoromethane	mg/kg	.06	0.058	98	59-144	
Vinyl acetate	mg/kg	.12	0.11	93	40-160	
Vinyl chloride	mg/kg	.06	0.057	96	56-141	
Xylene (Total)	mg/kg	.18	0.18	98	76-137	
1,2-Dichloroethane-d4 (S)	%			98	70-132	
4-Bromofluorobenzene (S)	%			100	70-130	
Toluene-d8 (S)	%			96	70-130	

MATRIX SPIKE SAMPLE: 2088383

Parameter	Units	35333909004 Result	Spike Conc.	MS Result	MS % Rec	% Rec Limits	Qualifiers
1,1,1,2-Tetrachloroethane	mg/kg	0.0055 U	.0244	0.021	90	70-130	
1,1,1-Trichloroethane	mg/kg	0.0047 U	.0244	0.021	89	70-130	
1,1,2,2-Tetrachloroethane	mg/kg	0.0050 U	.0244	0.023	95	70-130	
1,1,2-Trichloroethane	mg/kg	0.0055 U	.0244	0.021	89	70-130	
1,1-Dichloroethane	mg/kg	0.0039 U	.0244	0.020	83	70-130	
1,1-Dichloroethene	mg/kg	0.0047 U	.0244	0.021	89	49-180	
1,1-Dichloropropene	mg/kg	0.0039 U	.0244	0.021	87	70-130	
1,2,3-Trichlorobenzene	mg/kg	0.0058 U	.0244	0.017	69	70-130	J(M1)
1,2,3-Trichloropropane	mg/kg	0.0042 U	.0244	0.023	97	70-130	
1,2,3-Trimethylbenzene	mg/kg	0.0045 U	.0244	0.022	90	70-130	
1,2,4-Trichlorobenzene	mg/kg	0.0042 U	.0244	0.017	70	70-130	
1,2,4-Trimethylbenzene	mg/kg	0.0053 U	.0244	0.022	93	70-130	
1,2-Dichlorobenzene	mg/kg	0.0050 U	.0244	0.021	87	70-130	
1,2-Dichloroethane	mg/kg	0.0058 U	.0244	0.022	93	70-130	
1,2-Dichloropropane	mg/kg	0.0045 U	.0244	0.022	90	70-130	
1,3,5-Trimethylbenzene	mg/kg	0.0047 U	.0244	0.022	92	70-130	
1,3-Dichlorobenzene	mg/kg	0.0053 U	.0244	0.022	93	70-130	
1,3-Dichloropropane	mg/kg	0.0050 U	.0244	0.022	92	70-130	
1,4-Dichlorobenzene	mg/kg	0.0045 U	.0244	0.022	91	70-130	
2,2-Dichloropropane	mg/kg	0.0045 U	.0244	0.021	89	70-130	
2-Butanone (MEK)	mg/kg	0.0076 U	.0478	0.040 I	83	70-130	
2-Chlorotoluene	mg/kg	0.0045 U	.0244	0.022	91	70-130	
2-Hexanone	mg/kg	0.010 U	.0478	0.044 I	92	70-130	
4-Chlorotoluene	mg/kg	0.0047 U	.0244	0.022	94	70-130	
4-Methyl-2-pentanone (MIBK)	mg/kg	0.0097 U	.0478	0.044 I	91	70-130	
Acetone	mg/kg	0.026 U	.0478	0.067 I	140	70-130	J(M1)

Results presented on this page are in the units indicated by the "Units" column except where an alternate unit is presented to the right of the result.

This report shall not be reproduced, except in full,
without the written consent of Pace Analytical Services, LLC.

Pace Analytical Services, LLC
3610 Park Central Blvd N
Pompano Beach, FL 33064
954-582-4300

QUALITY CONTROL DATA

Project: 09217186.00/Ludlum Trail
Pace Project No.: 35333909

MATRIX SPIKE SAMPLE: 2088383

Parameter	Units	35333909004 Result		Spike Conc.	MS Result	MS % Rec	% Rec Limits	Qualifiers
Acetonitrile	mg/kg	0.068	U	.244	0.24	101	70-130	
Benzene	mg/kg	0.0042	U	.0244	0.022	91	50-166	
Bromobenzene	mg/kg	0.0053	U	.0244	0.022	91	70-130	
Bromochloromethane	mg/kg	0.0045	U	.0244	0.019	81	70-130	
Bromodichloromethane	mg/kg	0.0050	U	.0244	0.021	88	70-130	
Bromoform	mg/kg	0.0061	U	.0244	0.023	95	70-130	
Bromomethane	mg/kg	0.0066	U	.0244	0.020	83	70-130	
Carbon disulfide	mg/kg	0.0079	U	.0244	0.022	93	70-130	
Carbon tetrachloride	mg/kg	0.0068	U	.0244	0.023	94	70-130	
Chlorobenzene	mg/kg	0.0050	U	.0244	0.022	91	43-169	
Chloroethane	mg/kg	0.0063	U	.0244	0.022	92	70-130	
Chloroform	mg/kg	0.0042	U	.0244	0.022	90	70-130	
Chloromethane	mg/kg	0.0063	U	.0244	0.022	91	70-130	
cis-1,2-Dichloroethene	mg/kg	0.0037	U	.0244	0.021	86	70-130	
cis-1,3-Dichloropropene	mg/kg	0.0047	U	.0244	0.021	87	70-130	
Dibromochloromethane	mg/kg	0.0047	U	.0244	0.022	91	70-130	
Dibromomethane	mg/kg	0.0066	U	.0244	0.021	87	70-130	
Dichlorodifluoromethane	mg/kg	0.0095	U	.0244	0.017	71	70-130	
Ethylbenzene	mg/kg	0.0047	U	.0244	0.022	91	70-130	
Iodomethane	mg/kg	0.026	U	.0478	0.031	66	70-130	J(M1)
Isopropylbenzene (Cumene)	mg/kg	0.0050	U	.0244	0.021	87	70-130	
m&p-Xylene	mg/kg	0.0095	U	.0478	0.044	91	70-130	
Methyl-tert-butyl ether	mg/kg	0.0039	U	.0244	0.021	86	70-130	
Methylene Chloride	mg/kg	0.0079	U	.0244	0.022 I	90	70-130	
n-Butylbenzene	mg/kg	0.0047	U	.0244	0.022	92	70-130	
n-Propylbenzene	mg/kg	0.0045	U	.0244	0.022	94	70-130	
o-Xylene	mg/kg	0.0050	U	.0244	0.021	90	70-130	
p-Isopropyltoluene	mg/kg	0.0045	U	.0244	0.022	91	70-130	
sec-Butylbenzene	mg/kg	0.0042	U	.0244	0.022	92	70-130	
Styrene	mg/kg	0.0047	U	.0244	0.022	90	70-130	
tert-Butylbenzene	mg/kg	0.0053	U	.0244	0.019	81	70-130	
Tetrachloroethene	mg/kg	0.0045	U	.0244	0.019	79	70-130	
Toluene	mg/kg	0.0047	U	.0244	0.022	91	52-163	
trans-1,2-Dichloroethene	mg/kg	0.0050	U	.0244	0.022	90	70-130	
trans-1,3-Dichloropropene	mg/kg	0.0039	U	.0244	0.020	85	70-130	
Trichloroethene	mg/kg	0.0055	U	.0244	0.023	94	49-167	
Trichlorofluoromethane	mg/kg	0.0058	U	.0244	0.023	94	70-130	
Vinyl acetate	mg/kg	0.023	U	.0478	0.019 I	40	70-130	J(M1)
Vinyl chloride	mg/kg	0.0047	U	.0244	0.020	83	70-130	
1,2-Dichloroethane-d4 (S)	%					102	70-132	
4-Bromofluorobenzene (S)	%					99	70-130	
Toluene-d8 (S)	%					97	70-130	

Results presented on this page are in the units indicated by the "Units" column except where an alternate unit is presented to the right of the result.

REPORT OF LABORATORY ANALYSIS

This report shall not be reproduced, except in full,
without the written consent of Pace Analytical Services, LLC.

Pace Analytical Services, LLC
3610 Park Central Blvd N
Pompano Beach, FL 33064
954-582-4300

QUALITY CONTROL DATA

Project: 09217186.00/Ludlum Trail
Pace Project No.: 35333909

SAMPLE DUPLICATE: 2088382

Parameter	Units	35333601018 Result	Dup Result	RPD	Max RPD	Qualifiers
1,1,1,2-Tetrachloroethane	mg/kg	0.0022 U	0.0022 U		30	
1,1,1-Trichloroethane	mg/kg	0.0019 U	0.0019 U		30	
1,1,2,2-Tetrachloroethane	mg/kg	0.0020 U	0.0020 U		30	
1,1,2-Trichloroethane	mg/kg	0.0022 U	0.0022 U		30	
1,1-Dichloroethane	mg/kg	0.0016 U	0.0016 U		30	
1,1-Dichloroethene	mg/kg	0.0019 U	0.0019 U		30	
1,1-Dichloropropene	mg/kg	0.0016 U	0.0016 U		30	
1,2,3-Trichlorobenzene	mg/kg	0.0023 U	0.0023 U		30	
1,2,3-Trichloropropane	mg/kg	0.0017 U	0.0017 U		30	
1,2,3-Trimethylbenzene	mg/kg	0.0018 U	0.0018 U		30	
1,2,4-Trichlorobenzene	mg/kg	0.0017 U	0.0017 U		30	
1,2,4-Trimethylbenzene	mg/kg	0.0021 U	0.0021 U		30	
1,2-Dichlorobenzene	mg/kg	0.0020 U	0.0020 U		30	
1,2-Dichloroethane	mg/kg	0.0023 U	0.0023 U		30	
1,2-Dichloropropane	mg/kg	0.0018 U	0.0018 U		30	
1,3,5-Trimethylbenzene	mg/kg	0.0019 U	0.0019 U		30	
1,3-Dichlorobenzene	mg/kg	0.0021 U	0.0021 U		30	
1,3-Dichloropropane	mg/kg	0.0020 U	0.0020 U		30	
1,4-Dichlorobenzene	mg/kg	0.0018 U	0.0018 U		30	
2,2-Dichloropropane	mg/kg	0.0018 U	0.0018 U		30	
2-Butanone (MEK)	mg/kg	0.0031 U	0.0031 U		30	
2-Chlorotoluene	mg/kg	0.0018 U	0.0018 U		30	
2-Hexanone	mg/kg	0.0041 U	0.0041 U		30	
4-Chlorotoluene	mg/kg	0.0019 U	0.0019 U		30	
4-Methyl-2-pentanone (MIBK)	mg/kg	0.0039 U	0.0039 U		30	
Acetone	mg/kg	0.026 I	0.025 I		30	
Acetonitrile	mg/kg	0.028 U	0.028 U		30	
Benzene	mg/kg	0.0017 U	0.0017 U		30	
Bromobenzene	mg/kg	0.0021 U	0.0021 U		30	
Bromochloromethane	mg/kg	0.0018 U	0.0018 U		30	
Bromodichloromethane	mg/kg	0.0020 U	0.0020 U		30	
Bromoform	mg/kg	0.0024 U	0.0024 U		30	
Bromomethane	mg/kg	0.0026 U	0.0026 U		30	
Carbon disulfide	mg/kg	0.0032 U	0.0032 U		30	
Carbon tetrachloride	mg/kg	0.0028 U	0.0028 U		30	
Chlorobenzene	mg/kg	0.0020 U	0.0020 U		30	
Chloroethane	mg/kg	0.0025 U	0.0025 U		30	
Chloroform	mg/kg	0.0017 U	0.0017 U		30	
Chloromethane	mg/kg	0.0025 U	0.0025 U		30	
cis-1,2-Dichloroethene	mg/kg	0.0015 U	0.0015 U		30	
cis-1,3-Dichloropropene	mg/kg	0.0019 U	0.0019 U		30	
Dibromochloromethane	mg/kg	0.0019 U	0.0019 U		30	
Dibromomethane	mg/kg	0.0026 U	0.0026 U		30	
Dichlorodifluoromethane	mg/kg	0.0038 U	0.0038 U		30	
Ethylbenzene	mg/kg	0.0019 U	0.0019 U		30	
Iodomethane	mg/kg	0.010 U	0.010 U		30	
Isopropylbenzene (Cumene)	mg/kg	0.0020 U	0.0020 U		30	

Results presented on this page are in the units indicated by the "Units" column except where an alternate unit is presented to the right of the result.

This report shall not be reproduced, except in full,
without the written consent of Pace Analytical Services, LLC.

Pace Analytical Services, LLC
3610 Park Central Blvd N
Pompano Beach, FL 33064
954-582-4300

QUALITY CONTROL DATA

Project: 09217186.00/Ludlum Trail
Pace Project No.: 35333909

SAMPLE DUPLICATE: 2088382

Parameter	Units	35333601018 Result	Dup Result	RPD	Max RPD	Qualifiers
m&p-Xylene	mg/kg	0.0038 U	0.0038 U		30	
Methyl-tert-butyl ether	mg/kg	0.0016 U	0.0016 U		30	
Methylene Chloride	mg/kg	0.0032 U	0.0032 U		30	
n-Butylbenzene	mg/kg	0.0019 U	0.0019 U		30	
n-Propylbenzene	mg/kg	0.0018 U	0.0018 U		30	
o-Xylene	mg/kg	0.0020 U	0.0020 U		30	
p-Isopropyltoluene	mg/kg	0.0018 U	0.0018 U		30	
sec-Butylbenzene	mg/kg	0.0017 U	0.0017 U		30	
Styrene	mg/kg	0.0019 U	0.0019 U		30	
tert-Butylbenzene	mg/kg	0.0021 U	0.0021 U		30	
Tetrachloroethene	mg/kg	0.0018 U	0.0018 U		30	
Toluene	mg/kg	0.0019 U	0.0019 U		30	
trans-1,2-Dichloroethene	mg/kg	0.0020 U	0.0020 U		30	
trans-1,3-Dichloropropene	mg/kg	0.0016 U	0.0016 U		30	
Trichloroethene	mg/kg	0.0022 U	0.0022 U		30	
Trichlorofluoromethane	mg/kg	0.0023 U	0.0023 U		30	
Vinyl acetate	mg/kg	0.0093 U	0.0093 U		30	
Vinyl chloride	mg/kg	0.0019 U	0.0019 U		30	
Xylene (Total)	mg/kg	0.0038 U	0.0038 U		30	
1,2-Dichloroethane-d4 (S)	%	91	113	21		
4-Bromofluorobenzene (S)	%	98	94	4		
Toluene-d8 (S)	%	100	99	1		

Results presented on this page are in the units indicated by the "Units" column except where an alternate unit is presented to the right of the result.

This report shall not be reproduced, except in full,
without the written consent of Pace Analytical Services, LLC.

Pace Analytical Services, LLC
3610 Park Central Blvd N
Pompano Beach, FL 33064
954-582-4300

QUALITY CONTROL DATA

Project: 09217186.00/Ludlum Trail
Pace Project No.: 35333909

QC Batch: 376885 Analysis Method: EPA 8260
QC Batch Method: EPA 8260 Analysis Description: 8260 MSV 5035A Volatile Organics
Associated Lab Samples: 35333909027, 35333909029, 35333909030, 35333909037, 35333909038, 35333909039

METHOD BLANK: 2087852 Matrix: Solid
Associated Lab Samples: 35333909027, 35333909029, 35333909030, 35333909037, 35333909038, 35333909039

Parameter	Units	Blank Result	Reporting Limit	MDL	Analyzed	Qualifiers
1,1,1,2-Tetrachloroethane	mg/kg	0.0024 U	0.0057	0.0024	09/08/17 11:00	
1,1,1-Trichloroethane	mg/kg	0.0021 U	0.0057	0.0021	09/08/17 11:00	
1,1,2,2-Tetrachloroethane	mg/kg	0.0022 U	0.0057	0.0022	09/08/17 11:00	
1,1,2-Trichloroethane	mg/kg	0.0024 U	0.0057	0.0024	09/08/17 11:00	
1,1-Dichloroethane	mg/kg	0.0017 U	0.0057	0.0017	09/08/17 11:00	
1,1-Dichloroethene	mg/kg	0.0021 U	0.0057	0.0021	09/08/17 11:00	
1,1-Dichloropropene	mg/kg	0.0017 U	0.0057	0.0017	09/08/17 11:00	
1,2,3-Trichlorobenzene	mg/kg	0.0025 U	0.0057	0.0025	09/08/17 11:00	
1,2,3-Trichloropropane	mg/kg	0.0018 U	0.0057	0.0018	09/08/17 11:00	
1,2,3-Trimethylbenzene	mg/kg	0.0019 U	0.0057	0.0019	09/08/17 11:00	
1,2,4-Trichlorobenzene	mg/kg	0.0018 U	0.0057	0.0018	09/08/17 11:00	
1,2,4-Trimethylbenzene	mg/kg	0.0023 U	0.0057	0.0023	09/08/17 11:00	
1,2-Dichlorobenzene	mg/kg	0.0022 U	0.0057	0.0022	09/08/17 11:00	
1,2-Dichloroethane	mg/kg	0.0025 U	0.0057	0.0025	09/08/17 11:00	
1,2-Dichloropropane	mg/kg	0.0019 U	0.0057	0.0019	09/08/17 11:00	
1,3,5-Trimethylbenzene	mg/kg	0.0021 U	0.0057	0.0021	09/08/17 11:00	
1,3-Dichlorobenzene	mg/kg	0.0023 U	0.0057	0.0023	09/08/17 11:00	
1,3-Dichloropropane	mg/kg	0.0022 U	0.0057	0.0022	09/08/17 11:00	
1,4-Dichlorobenzene	mg/kg	0.0019 U	0.0057	0.0019	09/08/17 11:00	
2,2-Dichloropropane	mg/kg	0.0019 U	0.0057	0.0019	09/08/17 11:00	
2-Butanone (MEK)	mg/kg	0.0033 U	0.11	0.0033	09/08/17 11:00	
2-Chlorotoluene	mg/kg	0.0019 U	0.0057	0.0019	09/08/17 11:00	
2-Hexanone	mg/kg	0.0045 U	0.057	0.0045	09/08/17 11:00	
4-Chlorotoluene	mg/kg	0.0021 U	0.0057	0.0021	09/08/17 11:00	
4-Methyl-2-pentanone (MIBK)	mg/kg	0.0042 U	0.057	0.0042	09/08/17 11:00	
Acetone	mg/kg	0.011 U	0.11	0.011	09/08/17 11:00	
Acetonitrile	mg/kg	0.030 U	0.057	0.030	09/08/17 11:00	
Benzene	mg/kg	0.0018 U	0.0057	0.0018	09/08/17 11:00	
Bromobenzene	mg/kg	0.0023 U	0.0057	0.0023	09/08/17 11:00	
Bromochloromethane	mg/kg	0.0019 U	0.0057	0.0019	09/08/17 11:00	
Bromodichloromethane	mg/kg	0.0022 U	0.0057	0.0022	09/08/17 11:00	
Bromoform	mg/kg	0.0026 U	0.0057	0.0026	09/08/17 11:00	
Bromomethane	mg/kg	0.0029 U	0.011	0.0029	09/08/17 11:00	
Carbon disulfide	mg/kg	0.0034 U	0.011	0.0034	09/08/17 11:00	
Carbon tetrachloride	mg/kg	0.0030 U	0.0057	0.0030	09/08/17 11:00	
Chlorobenzene	mg/kg	0.0022 U	0.0057	0.0022	09/08/17 11:00	
Chloroethane	mg/kg	0.0027 U	0.011	0.0027	09/08/17 11:00	
Chloroform	mg/kg	0.0018 U	0.0057	0.0018	09/08/17 11:00	
Chloromethane	mg/kg	0.0027 U	0.011	0.0027	09/08/17 11:00	
cis-1,2-Dichloroethene	mg/kg	0.0016 U	0.0057	0.0016	09/08/17 11:00	
cis-1,3-Dichloropropene	mg/kg	0.0021 U	0.0057	0.0021	09/08/17 11:00	

Results presented on this page are in the units indicated by the "Units" column except where an alternate unit is presented to the right of the result.

REPORT OF LABORATORY ANALYSIS

This report shall not be reproduced, except in full,
without the written consent of Pace Analytical Services, LLC.

Pace Analytical Services, LLC
3610 Park Central Blvd N
Pompano Beach, FL 33064
954-582-4300

QUALITY CONTROL DATA

Project: 09217186.00/Ludlum Trail
Pace Project No.: 35333909

METHOD BLANK: 2087852 Matrix: Solid
Associated Lab Samples: 35333909027, 35333909029, 35333909030, 35333909037, 35333909038, 35333909039

Parameter	Units	Blank Result	Reporting Limit	MDL	Analyzed	Qualifiers
Dibromochloromethane	mg/kg	0.0021 U	0.0057	0.0021	09/08/17 11:00	
Dibromomethane	mg/kg	0.0029 U	0.0057	0.0029	09/08/17 11:00	
Dichlorodifluoromethane	mg/kg	0.0041 U	0.011	0.0041	09/08/17 11:00	
Ethylbenzene	mg/kg	0.0021 U	0.0057	0.0021	09/08/17 11:00	
Iodomethane	mg/kg	0.011 U	0.011	0.011	09/08/17 11:00	
Isopropylbenzene (Cumene)	mg/kg	0.0022 U	0.0057	0.0022	09/08/17 11:00	
m&p-Xylene	mg/kg	0.0041 U	0.011	0.0041	09/08/17 11:00	
Methyl-tert-butyl ether	mg/kg	0.0017 U	0.0057	0.0017	09/08/17 11:00	
Methylene Chloride	mg/kg	0.0034 U	0.023	0.0034	09/08/17 11:00	
n-Butylbenzene	mg/kg	0.0021 U	0.0057	0.0021	09/08/17 11:00	
n-Propylbenzene	mg/kg	0.0019 U	0.0057	0.0019	09/08/17 11:00	
o-Xylene	mg/kg	0.0022 U	0.0057	0.0022	09/08/17 11:00	
p-Isopropyltoluene	mg/kg	0.0019 U	0.0057	0.0019	09/08/17 11:00	
sec-Butylbenzene	mg/kg	0.0018 U	0.0057	0.0018	09/08/17 11:00	
Styrene	mg/kg	0.0021 U	0.0057	0.0021	09/08/17 11:00	
tert-Butylbenzene	mg/kg	0.0023 U	0.0057	0.0023	09/08/17 11:00	
Tetrachloroethene	mg/kg	0.0019 U	0.0057	0.0019	09/08/17 11:00	
Toluene	mg/kg	0.0021 U	0.0057	0.0021	09/08/17 11:00	
trans-1,2-Dichloroethene	mg/kg	0.0022 U	0.0057	0.0022	09/08/17 11:00	
trans-1,3-Dichloropropene	mg/kg	0.0017 U	0.0057	0.0017	09/08/17 11:00	
Trichloroethene	mg/kg	0.0024 U	0.0057	0.0024	09/08/17 11:00	
Trichlorofluoromethane	mg/kg	0.0025 U	0.0057	0.0025	09/08/17 11:00	
Vinyl acetate	mg/kg	0.010 U	0.057	0.010	09/08/17 11:00	
Vinyl chloride	mg/kg	0.0021 U	0.011	0.0021	09/08/17 11:00	
Xylene (Total)	mg/kg	0.0041 U	0.011	0.0041	09/08/17 11:00	
1,2-Dichloroethane-d4 (S)	%	91	70-132		09/08/17 11:00	
4-Bromofluorobenzene (S)	%	99	70-130		09/08/17 11:00	
Toluene-d8 (S)	%	102	70-130		09/08/17 11:00	

LABORATORY CONTROL SAMPLE: 2087853

Parameter	Units	Spike Conc.	LCS Result	LCS % Rec	% Rec Limits	Qualifiers
1,1,1,2-Tetrachloroethane	mg/kg	.059	0.061	103	74-137	
1,1,1-Trichloroethane	mg/kg	.059	0.056	95	67-140	
1,1,2,2-Tetrachloroethane	mg/kg	.059	0.058	99	72-141	
1,1,2-Trichloroethane	mg/kg	.059	0.058	98	78-138	
1,1-Dichloroethane	mg/kg	.059	0.055	93	69-134	
1,1-Dichloroethene	mg/kg	.059	0.054	92	67-138	
1,1-Dichloropropene	mg/kg	.059	0.056	95	69-139	
1,2,3-Trichlorobenzene	mg/kg	.059	0.064	109	70-146	
1,2,3-Trichloropropane	mg/kg	.059	0.062	106	69-144	
1,2,3-Trimethylbenzene	mg/kg	.059	0.059	101	70-149	
1,2,4-Trichlorobenzene	mg/kg	.059	0.065	111	68-148	
1,2,4-Trimethylbenzene	mg/kg	.059	0.061	104	74-137	

Results presented on this page are in the units indicated by the "Units" column except where an alternate unit is presented to the right of the result.

REPORT OF LABORATORY ANALYSIS

This report shall not be reproduced, except in full,
without the written consent of Pace Analytical Services, LLC.

Pace Analytical Services, LLC
3610 Park Central Blvd N
Pompano Beach, FL 33064
954-582-4300

QUALITY CONTROL DATA

Project: 09217186.00/Ludlum Trail
Pace Project No.: 35333909

LABORATORY CONTROL SAMPLE: 2087853

Parameter	Units	Spike Conc.	LCS Result	LCS % Rec	% Rec Limits	Qualifiers
1,2-Dichlorobenzene	mg/kg	.059	0.059	100	77-141	
1,2-Dichloroethane	mg/kg	.059	0.056	95	65-137	
1,2-Dichloropropane	mg/kg	.059	0.059	99	72-136	
1,3,5-Trimethylbenzene	mg/kg	.059	0.060	102	76-133	
1,3-Dichlorobenzene	mg/kg	.059	0.060	102	74-138	
1,3-Dichloropropane	mg/kg	.059	0.063	106	71-139	
1,4-Dichlorobenzene	mg/kg	.059	0.060	102	76-138	
2,2-Dichloropropane	mg/kg	.059	0.056	95	68-137	
2-Butanone (MEK)	mg/kg	.12	0.11 I	97	58-147	
2-Chlorotoluene	mg/kg	.059	0.060	102	73-139	
2-Hexanone	mg/kg	.12	0.14	116	62-145	
4-Chlorotoluene	mg/kg	.059	0.061	103	76-141	
4-Methyl-2-pentanone (MIBK)	mg/kg	.12	0.12	105	64-149	
Acetone	mg/kg	.12	0.12 I	100	53-153	
Acetonitrile	mg/kg	.59	0.52	88	56-144	
Benzene	mg/kg	.059	0.057	97	73-135	
Bromobenzene	mg/kg	.059	0.061	104	75-133	
Bromochloromethane	mg/kg	.059	0.055	93	73-134	
Bromodichloromethane	mg/kg	.059	0.058	99	71-135	
Bromoform	mg/kg	.059	0.062	105	66-141	
Bromomethane	mg/kg	.059	0.065	111	53-160	
Carbon disulfide	mg/kg	.059	0.052	88	63-140	
Carbon tetrachloride	mg/kg	.059	0.059	100	60-145	
Chlorobenzene	mg/kg	.059	0.059	101	78-130	
Chloroethane	mg/kg	.059	0.063	108	64-149	
Chloroform	mg/kg	.059	0.056	94	70-134	
Chloromethane	mg/kg	.059	0.054	91	52-150	
cis-1,2-Dichloroethene	mg/kg	.059	0.057	96	70-133	
cis-1,3-Dichloropropene	mg/kg	.059	0.061	104	68-134	
Dibromochloromethane	mg/kg	.059	0.064	109	71-138	
Dibromomethane	mg/kg	.059	0.057	96	74-130	
Dichlorodifluoromethane	mg/kg	.059	0.054	91	40-160	
Ethylbenzene	mg/kg	.059	0.060	102	75-133	
Iodomethane	mg/kg	.12	0.10	88	69-144	
Isopropylbenzene (Cumene)	mg/kg	.059	0.058	99	76-143	
m&p-Xylene	mg/kg	.12	0.12	99	75-136	
Methyl-tert-butyl ether	mg/kg	.059	0.055	93	68-144	
Methylene Chloride	mg/kg	.059	0.050	84	45-154	
n-Butylbenzene	mg/kg	.059	0.061	104	72-137	
n-Propylbenzene	mg/kg	.059	0.060	102	76-136	
o-Xylene	mg/kg	.059	0.059	100	76-141	
p-Isopropyltoluene	mg/kg	.059	0.061	103	76-140	
sec-Butylbenzene	mg/kg	.059	0.060	101	79-139	
Styrene	mg/kg	.059	0.060	102	79-137	
tert-Butylbenzene	mg/kg	.059	0.053	90	74-143	
Tetrachloroethene	mg/kg	.059	0.054	91	71-138	
Toluene	mg/kg	.059	0.058	99	74-131	

Results presented on this page are in the units indicated by the "Units" column except where an alternate unit is presented to the right of the result.

This report shall not be reproduced, except in full,
without the written consent of Pace Analytical Services, LLC.

Pace Analytical Services, LLC
3610 Park Central Blvd N
Pompano Beach, FL 33064
954-582-4300

QUALITY CONTROL DATA

Project: 09217186.00/Ludlum Trail
Pace Project No.: 35333909

LABORATORY CONTROL SAMPLE: 2087853

Parameter	Units	Spike Conc.	LCS Result	LCS % Rec	% Rec Limits	Qualifiers
trans-1,2-Dichloroethene	mg/kg	.059	0.055	94	67-135	
trans-1,3-Dichloropropene	mg/kg	.059	0.060	101	65-146	
Trichloroethene	mg/kg	.059	0.060	103	67-135	
Trichlorofluoromethane	mg/kg	.059	0.057	96	59-144	
Vinyl acetate	mg/kg	.12	0.13	110	40-160	
Vinyl chloride	mg/kg	.059	0.057	97	56-141	
Xylene (Total)	mg/kg	.18	0.18	100	76-137	
1,2-Dichloroethane-d4 (S)	%			93	70-132	
4-Bromofluorobenzene (S)	%			101	70-130	
Toluene-d8 (S)	%			97	70-130	

MATRIX SPIKE SAMPLE: 2088688

Parameter	Units	35333909029 Result	Spike Conc.	MS Result	MS % Rec	% Rec Limits	Qualifiers
1,1,1,2-Tetrachloroethane	mg/kg	0.0029 U	.0233	0.023	97	70-130	
1,1,1-Trichloroethane	mg/kg	0.0025 U	.0233	0.023	98	70-130	
1,1,2,2-Tetrachloroethane	mg/kg	0.0026 U	.0233	0.023	98	70-130	
1,1,2-Trichloroethane	mg/kg	0.0029 U	.0233	0.021	91	70-130	
1,1-Dichloroethane	mg/kg	0.0021 U	.0233	0.023	96	70-130	
1,1-Dichloroethene	mg/kg	0.0025 U	.0233	0.023	97	49-180	
1,1-Dichloropropene	mg/kg	0.0021 U	.0233	0.022	93	70-130	
1,2,3-Trichlorobenzene	mg/kg	0.0030 U	.0233	0.0093	40	70-130	J(M1)
1,2,3-Trichloropropane	mg/kg	0.0022 U	.0233	0.025	107	70-130	
1,2,3-Trimethylbenzene	mg/kg	0.0023 U	.0233	0.023	100	70-130	
1,2,4-Trichlorobenzene	mg/kg	0.0022 U	.0233	0.011	46	70-130	J(M1)
1,2,4-Trimethylbenzene	mg/kg	0.0027 U	.0233	0.024	103	70-130	
1,2-Dichlorobenzene	mg/kg	0.0026 U	.0233	0.019	82	70-130	
1,2-Dichloroethane	mg/kg	0.0030 U	.0233	0.023	100	70-130	
1,2-Dichloropropane	mg/kg	0.0023 U	.0233	0.023	98	70-130	
1,3,5-Trimethylbenzene	mg/kg	0.0025 U	.0233	0.024	103	70-130	
1,3-Dichlorobenzene	mg/kg	0.0027 U	.0233	0.021	88	70-130	
1,3-Dichloropropane	mg/kg	0.0026 U	.0233	0.024	104	70-130	
1,4-Dichlorobenzene	mg/kg	0.0023 U	.0233	0.021	89	70-130	
2,2-Dichloropropane	mg/kg	0.0023 U	.0233	0.023	98	70-130	
2-Butanone (MEK)	mg/kg	0.0040 U	.0465	0.043 I	92	70-130	
2-Chlorotoluene	mg/kg	0.0023 U	.0233	0.024	103	70-130	
2-Hexanone	mg/kg	0.0053 U	.0465	0.046 I	98	70-130	
4-Chlorotoluene	mg/kg	0.0025 U	.0233	0.025	105	70-130	
4-Methyl-2-pentanone (MIBK)	mg/kg	0.0051 U	.0465	0.046 I	98	70-130	
Acetone	mg/kg	0.014 U	.0465	0.077 I	165	70-130	J(M1)
Acetonitrile	mg/kg	0.036 U	.233	0.26	112	70-130	
Benzene	mg/kg	0.0022 U	.0233	0.022	95	50-166	
Bromobenzene	mg/kg	0.0027 U	.0233	0.024	102	70-130	
Bromochloromethane	mg/kg	0.0023 U	.0233	0.022	95	70-130	
Bromodichloromethane	mg/kg	0.0026 U	.0233	0.022	94	70-130	

Results presented on this page are in the units indicated by the "Units" column except where an alternate unit is presented to the right of the result.

REPORT OF LABORATORY ANALYSIS

This report shall not be reproduced, except in full,
without the written consent of Pace Analytical Services, LLC.

Pace Analytical Services, LLC
3610 Park Central Blvd N
Pompano Beach, FL 33064
954-582-4300

QUALITY CONTROL DATA

Project: 09217186.00/Ludlum Trail
Pace Project No.: 35333909

MATRIX SPIKE SAMPLE: 2088688

Parameter	Units	35333909029 Result	Spike Conc.	MS Result	MS % Rec	% Rec Limits	Qualifiers
Bromoform	mg/kg	0.0032 U	.0233	0.021	92	70-130	
Bromomethane	mg/kg	0.0034 U	.0233	0.020	84	70-130	
Carbon disulfide	mg/kg	0.0041 U	.0233	0.022	94	70-130	
Carbon tetrachloride	mg/kg	0.0036 U	.0233	0.022	95	70-130	
Chlorobenzene	mg/kg	0.0026 U	.0233	0.022	94	43-169	
Chloroethane	mg/kg	0.0033 U	.0233	0.024	103	70-130	
Chloroform	mg/kg	0.0022 U	.0233	0.024	102	70-130	
Chloromethane	mg/kg	0.0033 U	.0233	0.024	102	70-130	
cis-1,2-Dichloroethene	mg/kg	0.0019 U	.0233	0.022	95	70-130	
cis-1,3-Dichloropropene	mg/kg	0.0025 U	.0233	0.020	85	70-130	
Dibromochloromethane	mg/kg	0.0025 U	.0233	0.022	96	70-130	
Dibromomethane	mg/kg	0.0034 U	.0233	0.023	97	70-130	
Dichlorodifluoromethane	mg/kg	0.0049 U	.0233	0.019	81	70-130	
Ethylbenzene	mg/kg	0.0025 U	.0233	0.023	99	70-130	
Iodomethane	mg/kg	0.014 U	.0465	0.028	60	70-130	J(M1)
Isopropylbenzene (Cumene)	mg/kg	0.0026 U	.0233	0.021	90	70-130	
m&p-Xylene	mg/kg	0.0049 U	.0465	0.045	96	70-130	
Methyl-tert-butyl ether	mg/kg	0.0021 U	.0233	0.023	97	70-130	
Methylene Chloride	mg/kg	0.0041 U	.0233	0.023 I	99	70-130	
n-Butylbenzene	mg/kg	0.0025 U	.0233	0.019	83	70-130	
n-Propylbenzene	mg/kg	0.0023 U	.0233	0.025	108	70-130	
o-Xylene	mg/kg	0.0026 U	.0233	0.022	94	70-130	
p-Isopropyltoluene	mg/kg	0.0023 U	.0233	0.022	93	70-130	
sec-Butylbenzene	mg/kg	0.0022 U	.0233	0.022	93	70-130	
Styrene	mg/kg	0.0025 U	.0233	0.020	87	70-130	
tert-Butylbenzene	mg/kg	0.0027 U	.0233	0.021	89	70-130	
Tetrachloroethene	mg/kg	0.0023 U	.0233	0.020	85	70-130	
Toluene	mg/kg	0.0025 U	.0233	0.022	95	52-163	
trans-1,2-Dichloroethene	mg/kg	0.0026 U	.0233	0.023	99	70-130	
trans-1,3-Dichloropropene	mg/kg	0.0021 U	.0233	0.019	81	70-130	
Trichloroethene	mg/kg	0.0029 U	.0233	0.023	97	49-167	
Trichlorofluoromethane	mg/kg	0.0030 U	.0233	0.024	101	70-130	
Vinyl acetate	mg/kg	0.012 U	.0465	0.013 I	27	70-130	J(M1)
Vinyl chloride	mg/kg	0.0025 U	.0233	0.022	95	70-130	
1,2-Dichloroethane-d4 (S)	%				103	70-132	
4-Bromofluorobenzene (S)	%				93	70-130	
Toluene-d8 (S)	%				96	70-130	

SAMPLE DUPLICATE: 2088687

Parameter	Units	35333909027 Result	Dup Result	RPD	Max RPD	Qualifiers
1,1,1,2-Tetrachloroethane	mg/kg	0.0027 U	0.0027 U		30	
1,1,1-Trichloroethane	mg/kg	0.0024 U	0.0023 U		30	
1,1,2,2-Tetrachloroethane	mg/kg	0.0025 U	0.0025 U		30	
1,1,2-Trichloroethane	mg/kg	0.0027 U	0.0027 U		30	

Results presented on this page are in the units indicated by the "Units" column except where an alternate unit is presented to the right of the result.

REPORT OF LABORATORY ANALYSIS

This report shall not be reproduced, except in full,
without the written consent of Pace Analytical Services, LLC.

Pace Analytical Services, LLC
3610 Park Central Blvd N
Pompano Beach, FL 33064
954-582-4300

QUALITY CONTROL DATA

Project: 09217186.00/Ludlum Trail
Pace Project No.: 35333909

SAMPLE DUPLICATE: 2088687

Parameter	Units	35333909027 Result	Dup Result	RPD	Max RPD	Qualifiers
1,1-Dichloroethane	mg/kg	0.0020 U	0.0019 U		30	
1,1-Dichloroethene	mg/kg	0.0024 U	0.0023 U		30	
1,1-Dichloropropene	mg/kg	0.0020 U	0.0019 U		30	
1,2,3-Trichlorobenzene	mg/kg	0.0029 U	0.0029 U		30	
1,2,3-Trichloropropane	mg/kg	0.0021 U	0.0021 U		30	
1,2,3-Trimethylbenzene	mg/kg	0.0022 U	0.0022 U		30	
1,2,4-Trichlorobenzene	mg/kg	0.0021 U	0.0021 U		30	
1,2,4-Trimethylbenzene	mg/kg	0.0026 U	0.0026 U		30	
1,2-Dichlorobenzene	mg/kg	0.0025 U	0.0025 U		30	
1,2-Dichloroethane	mg/kg	0.0029 U	0.0029 U		30	
1,2-Dichloropropane	mg/kg	0.0022 U	0.0022 U		30	
1,3,5-Trimethylbenzene	mg/kg	0.0024 U	0.0023 U		30	
1,3-Dichlorobenzene	mg/kg	0.0026 U	0.0026 U		30	
1,3-Dichloropropane	mg/kg	0.0025 U	0.0025 U		30	
1,4-Dichlorobenzene	mg/kg	0.0022 U	0.0022 U		30	
2,2-Dichloropropane	mg/kg	0.0022 U	0.0022 U		30	
2-Butanone (MEK)	mg/kg	0.0038 U	0.0038 U		30	
2-Chlorotoluene	mg/kg	0.0022 U	0.0022 U		30	
2-Hexanone	mg/kg	0.0051 U	0.0051 U		30	
4-Chlorotoluene	mg/kg	0.0024 U	0.0023 U		30	
4-Methyl-2-pentanone (MIBK)	mg/kg	0.0048 U	0.0048 U		30	
Acetone	mg/kg	0.069 I	0.24		30	
Acetonitrile	mg/kg	0.034 U	0.034 U		30	
Benzene	mg/kg	0.0021 U	0.0021 U		30	
Bromobenzene	mg/kg	0.0026 U	0.0026 U		30	
Bromochloromethane	mg/kg	0.0022 U	0.0022 U		30	
Bromodichloromethane	mg/kg	0.0025 U	0.0025 U		30	
Bromoform	mg/kg	0.0030 U	0.0030 U		30	
Bromomethane	mg/kg	0.0033 U	0.0032 U		30	
Carbon disulfide	mg/kg	0.0039 U	0.0039 U		30	
Carbon tetrachloride	mg/kg	0.0034 U	0.0034 U		30	
Chlorobenzene	mg/kg	0.0025 U	0.0025 U		30	
Chloroethane	mg/kg	0.0031 U	0.0031 U		30	
Chloroform	mg/kg	0.0021 U	0.0021 U		30	
Chloromethane	mg/kg	0.0031 U	0.0031 U		30	
cis-1,2-Dichloroethene	mg/kg	0.0018 U	0.0018 U		30	
cis-1,3-Dichloropropene	mg/kg	0.0024 U	0.0023 U		30	
Dibromochloromethane	mg/kg	0.0024 U	0.0023 U		30	
Dibromomethane	mg/kg	0.0033 U	0.0032 U		30	
Dichlorodifluoromethane	mg/kg	0.0047 U	0.0047 U		30	
Ethylbenzene	mg/kg	0.0024 U	0.0023 U		30	
Iodomethane	mg/kg	0.013 U	0.013 U		30	
Isopropylbenzene (Cumene)	mg/kg	0.0025 U	0.0025 U		30	
m&p-Xylene	mg/kg	0.0047 U	0.0047 U		30	
Methyl-tert-butyl ether	mg/kg	0.0020 U	0.0019 U		30	
Methylene Chloride	mg/kg	0.0039 U	0.0039 U		30	
n-Butylbenzene	mg/kg	0.0024 U	0.0023 U		30	

Results presented on this page are in the units indicated by the "Units" column except where an alternate unit is presented to the right of the result.

This report shall not be reproduced, except in full,
without the written consent of Pace Analytical Services, LLC.

Pace Analytical Services, LLC
3610 Park Central Blvd N
Pompano Beach, FL 33064
954-582-4300

QUALITY CONTROL DATA

Project: 09217186.00/Ludlum Trail
Pace Project No.: 35333909

SAMPLE DUPLICATE: 2088687

Parameter	Units	35333909027 Result	Dup Result	RPD	Max RPD	Qualifiers
n-Propylbenzene	mg/kg	0.0022 U	0.0022 U		30	
o-Xylene	mg/kg	0.0025 U	0.0025 U		30	
p-Isopropyltoluene	mg/kg	0.0022 U	0.0022 U		30	
sec-Butylbenzene	mg/kg	0.0021 U	0.0021 U		30	
Styrene	mg/kg	0.0024 U	0.0023 U		30	
tert-Butylbenzene	mg/kg	0.0026 U	0.0026 U		30	
Tetrachloroethene	mg/kg	0.0022 U	0.0022 U		30	
Toluene	mg/kg	0.0024 U	0.0023 U		30	
trans-1,2-Dichloroethene	mg/kg	0.0025 U	0.0025 U		30	
trans-1,3-Dichloropropene	mg/kg	0.0020 U	0.0019 U		30	
Trichloroethene	mg/kg	0.0027 U	0.0027 U		30	
Trichlorofluoromethane	mg/kg	0.0029 U	0.0029 U		30	
Vinyl acetate	mg/kg	0.011 U	0.011 U		30	
Vinyl chloride	mg/kg	0.0024 U	0.0023 U		30	
Xylene (Total)	mg/kg	0.0047 U	0.0047 U		30	
1,2-Dichloroethane-d4 (S)	%	93	112	18		
4-Bromofluorobenzene (S)	%	98	94	5		
Toluene-d8 (S)	%	102	99	3		

Results presented on this page are in the units indicated by the "Units" column except where an alternate unit is presented to the right of the result.

REPORT OF LABORATORY ANALYSIS

This report shall not be reproduced, except in full,
without the written consent of Pace Analytical Services, LLC.

Pace Analytical Services, LLC
3610 Park Central Blvd N
Pompano Beach, FL 33064
954-582-4300

QUALITY CONTROL DATA

Project: 09217186.00/Ludlum Trail
Pace Project No.: 35333909

QC Batch: 376917 | Analysis Method: EPA 8260
QC Batch Method: EPA 8260 | Analysis Description: 8260 MSV 5035A Volatile Organics
Associated Lab Samples: 35333909040, 35333909043, 35333909044, 35333909048, 35333909049, 35333909053, 35333909054, 35333909060, 35333909061, 35333909063, 35333909067, 35333909068

METHOD BLANK: 2088072 | Matrix: Solid
Associated Lab Samples: 35333909040, 35333909043, 35333909044, 35333909048, 35333909049, 35333909053, 35333909054, 35333909060, 35333909061, 35333909063, 35333909067, 35333909068

Parameter	Units	Blank Result	Reporting Limit	MDL	Analyzed	Qualifiers
1,1,1,2-Tetrachloroethane	mg/kg	0.0027 U	0.0063	0.0027	09/08/17 15:04	
1,1,1-Trichloroethane	mg/kg	0.0023 U	0.0063	0.0023	09/08/17 15:04	
1,1,2,2-Tetrachloroethane	mg/kg	0.0024 U	0.0063	0.0024	09/08/17 15:04	
1,1,2-Trichloroethane	mg/kg	0.0027 U	0.0063	0.0027	09/08/17 15:04	
1,1-Dichloroethane	mg/kg	0.0019 U	0.0063	0.0019	09/08/17 15:04	
1,1-Dichloroethene	mg/kg	0.0023 U	0.0063	0.0023	09/08/17 15:04	
1,1-Dichloropropene	mg/kg	0.0019 U	0.0063	0.0019	09/08/17 15:04	
1,2,3-Trichlorobenzene	mg/kg	0.0028 U	0.0063	0.0028	09/08/17 15:04	
1,2,3-Trichloropropane	mg/kg	0.0020 U	0.0063	0.0020	09/08/17 15:04	
1,2,3-Trimethylbenzene	mg/kg	0.0022 U	0.0063	0.0022	09/08/17 15:04	
1,2,4-Trichlorobenzene	mg/kg	0.0020 U	0.0063	0.0020	09/08/17 15:04	
1,2,4-Trimethylbenzene	mg/kg	0.0025 U	0.0063	0.0025	09/08/17 15:04	
1,2-Dichlorobenzene	mg/kg	0.0024 U	0.0063	0.0024	09/08/17 15:04	
1,2-Dichloroethane	mg/kg	0.0028 U	0.0063	0.0028	09/08/17 15:04	
1,2-Dichloropropane	mg/kg	0.0022 U	0.0063	0.0022	09/08/17 15:04	
1,3,5-Trimethylbenzene	mg/kg	0.0023 U	0.0063	0.0023	09/08/17 15:04	
1,3-Dichlorobenzene	mg/kg	0.0025 U	0.0063	0.0025	09/08/17 15:04	
1,3-Dichloropropane	mg/kg	0.0024 U	0.0063	0.0024	09/08/17 15:04	
1,4-Dichlorobenzene	mg/kg	0.0022 U	0.0063	0.0022	09/08/17 15:04	
2,2-Dichloropropane	mg/kg	0.0022 U	0.0063	0.0022	09/08/17 15:04	
2-Butanone (MEK)	mg/kg	0.0037 U	0.13	0.0037	09/08/17 15:04	
2-Chlorotoluene	mg/kg	0.0022 U	0.0063	0.0022	09/08/17 15:04	
2-Hexanone	mg/kg	0.0049 U	0.063	0.0049	09/08/17 15:04	
4-Chlorotoluene	mg/kg	0.0023 U	0.0063	0.0023	09/08/17 15:04	
4-Methyl-2-pentanone (MIBK)	mg/kg	0.0047 U	0.063	0.0047	09/08/17 15:04	
Acetone	mg/kg	0.013 U	0.13	0.013	09/08/17 15:04	
Acetonitrile	mg/kg	0.033 U	0.063	0.033	09/08/17 15:04	
Benzene	mg/kg	0.0020 U	0.0063	0.0020	09/08/17 15:04	
Bromobenzene	mg/kg	0.0025 U	0.0063	0.0025	09/08/17 15:04	
Bromochloromethane	mg/kg	0.0022 U	0.0063	0.0022	09/08/17 15:04	
Bromodichloromethane	mg/kg	0.0024 U	0.0063	0.0024	09/08/17 15:04	
Bromoform	mg/kg	0.0029 U	0.0063	0.0029	09/08/17 15:04	
Bromomethane	mg/kg	0.0032 U	0.013	0.0032	09/08/17 15:04	
Carbon disulfide	mg/kg	0.0038 U	0.013	0.0038	09/08/17 15:04	
Carbon tetrachloride	mg/kg	0.0033 U	0.0063	0.0033	09/08/17 15:04	
Chlorobenzene	mg/kg	0.0024 U	0.0063	0.0024	09/08/17 15:04	
Chloroethane	mg/kg	0.0030 U	0.013	0.0030	09/08/17 15:04	
Chloroform	mg/kg	0.0020 U	0.0063	0.0020	09/08/17 15:04	
Chloromethane	mg/kg	0.0030 U	0.013	0.0030	09/08/17 15:04	
cis-1,2-Dichloroethene	mg/kg	0.0018 U	0.0063	0.0018	09/08/17 15:04	

Results presented on this page are in the units indicated by the "Units" column except where an alternate unit is presented to the right of the result.

REPORT OF LABORATORY ANALYSIS

This report shall not be reproduced, except in full,
without the written consent of Pace Analytical Services, LLC.

Pace Analytical Services, LLC
3610 Park Central Blvd N
Pompano Beach, FL 33064
954-582-4300

QUALITY CONTROL DATA

Project: 09217186.00/Ludlum Trail
Pace Project No.: 35333909

METHOD BLANK: 2088072 Matrix: Solid

Associated Lab Samples: 35333909040, 35333909043, 35333909044, 35333909048, 35333909049, 35333909053, 35333909054, 35333909060, 35333909061, 35333909063, 35333909067, 35333909068

Parameter	Units	Blank Result	Reporting Limit	MDL	Analyzed	Qualifiers
cis-1,3-Dichloropropene	mg/kg	0.0023 U	0.0063	0.0023	09/08/17 15:04	
Dibromochloromethane	mg/kg	0.0023 U	0.0063	0.0023	09/08/17 15:04	
Dibromomethane	mg/kg	0.0032 U	0.0063	0.0032	09/08/17 15:04	
Dichlorodifluoromethane	mg/kg	0.0046 U	0.013	0.0046	09/08/17 15:04	
Ethylbenzene	mg/kg	0.0023 U	0.0063	0.0023	09/08/17 15:04	
Iodomethane	mg/kg	0.013 U	0.013	0.013	09/08/17 15:04	
Isopropylbenzene (Cumene)	mg/kg	0.0024 U	0.0063	0.0024	09/08/17 15:04	
m&p-Xylene	mg/kg	0.0046 U	0.013	0.0046	09/08/17 15:04	
Methyl-tert-butyl ether	mg/kg	0.0019 U	0.0063	0.0019	09/08/17 15:04	
Methylene Chloride	mg/kg	0.0038 U	0.025	0.0038	09/08/17 15:04	
n-Butylbenzene	mg/kg	0.0023 U	0.0063	0.0023	09/08/17 15:04	
n-Propylbenzene	mg/kg	0.0022 U	0.0063	0.0022	09/08/17 15:04	
o-Xylene	mg/kg	0.0024 U	0.0063	0.0024	09/08/17 15:04	
p-Isopropyltoluene	mg/kg	0.0022 U	0.0063	0.0022	09/08/17 15:04	
sec-Butylbenzene	mg/kg	0.0020 U	0.0063	0.0020	09/08/17 15:04	
Styrene	mg/kg	0.0023 U	0.0063	0.0023	09/08/17 15:04	
tert-Butylbenzene	mg/kg	0.0025 U	0.0063	0.0025	09/08/17 15:04	
Tetrachloroethene	mg/kg	0.0022 U	0.0063	0.0022	09/08/17 15:04	
Toluene	mg/kg	0.0023 U	0.0063	0.0023	09/08/17 15:04	
trans-1,2-Dichloroethene	mg/kg	0.0024 U	0.0063	0.0024	09/08/17 15:04	
trans-1,3-Dichloropropene	mg/kg	0.0019 U	0.0063	0.0019	09/08/17 15:04	
Trichloroethene	mg/kg	0.0027 U	0.0063	0.0027	09/08/17 15:04	
Trichlorofluoromethane	mg/kg	0.0028 U	0.0063	0.0028	09/08/17 15:04	
Vinyl acetate	mg/kg	0.011 U	0.063	0.011	09/08/17 15:04	
Vinyl chloride	mg/kg	0.0023 U	0.013	0.0023	09/08/17 15:04	
Xylene (Total)	mg/kg	0.0046 U	0.013	0.0046	09/08/17 15:04	
1,2-Dichloroethane-d4 (S)	%	111	70-132		09/08/17 15:04	
4-Bromofluorobenzene (S)	%	97	70-130		09/08/17 15:04	
Toluene-d8 (S)	%	99	70-130		09/08/17 15:04	

LABORATORY CONTROL SAMPLE: 2088073

Parameter	Units	Spike Conc.	LCS Result	LCS % Rec	% Rec Limits	Qualifiers
1,1,1,2-Tetrachloroethane	mg/kg	.062	0.060	97	74-137	
1,1,1-Trichloroethane	mg/kg	.062	0.056	90	67-140	
1,1,2,2-Tetrachloroethane	mg/kg	.062	0.063	102	72-141	
1,1,2-Trichloroethane	mg/kg	.062	0.058	94	78-138	
1,1-Dichloroethane	mg/kg	.062	0.056	91	69-134	
1,1-Dichloroethene	mg/kg	.062	0.058	93	67-138	
1,1-Dichloropropene	mg/kg	.062	0.056	90	69-139	
1,2,3-Trichlorobenzene	mg/kg	.062	0.063	103	70-146	
1,2,3-Trichloropropane	mg/kg	.062	0.060	97	69-144	
1,2,3-Trimethylbenzene	mg/kg	.062	0.059	95	70-149	

Results presented on this page are in the units indicated by the "Units" column except where an alternate unit is presented to the right of the result.

REPORT OF LABORATORY ANALYSIS

This report shall not be reproduced, except in full,
without the written consent of Pace Analytical Services, LLC.

Pace Analytical Services, LLC
3610 Park Central Blvd N
Pompano Beach, FL 33064
954-582-4300

QUALITY CONTROL DATA

Project: 09217186.00/Ludlum Trail
Pace Project No.: 35333909

LABORATORY CONTROL SAMPLE: 2088073

Parameter	Units	Spike Conc.	LCS Result	LCS % Rec	% Rec Limits	Qualifiers
1,2,4-Trichlorobenzene	mg/kg	.062	0.063	102	68-148	
1,2,4-Trimethylbenzene	mg/kg	.062	0.060	97	74-137	
1,2-Dichlorobenzene	mg/kg	.062	0.059	96	77-141	
1,2-Dichloroethane	mg/kg	.062	0.056	91	65-137	
1,2-Dichloropropane	mg/kg	.062	0.058	94	72-136	
1,3,5-Trimethylbenzene	mg/kg	.062	0.059	96	76-133	
1,3-Dichlorobenzene	mg/kg	.062	0.061	99	74-138	
1,3-Dichloropropane	mg/kg	.062	0.061	99	71-139	
1,4-Dichlorobenzene	mg/kg	.062	0.060	98	76-138	
2,2-Dichloropropane	mg/kg	.062	0.057	92	68-137	
2-Butanone (MEK)	mg/kg	.12	0.13	101	58-147	
2-Chlorotoluene	mg/kg	.062	0.058	93	73-139	
2-Hexanone	mg/kg	.12	0.14	114	62-145	
4-Chlorotoluene	mg/kg	.062	0.061	98	76-141	
4-Methyl-2-pentanone (MIBK)	mg/kg	.12	0.13	105	64-149	
Acetone	mg/kg	.12	0.17	138	53-153	
Acetonitrile	mg/kg	.62	0.61	99	56-144	
Benzene	mg/kg	.062	0.057	92	73-135	
Bromobenzene	mg/kg	.062	0.058	94	75-133	
Bromochloromethane	mg/kg	.062	0.054	88	73-134	
Bromodichloromethane	mg/kg	.062	0.058	94	71-135	
Bromoform	mg/kg	.062	0.063	102	66-141	
Bromomethane	mg/kg	.062	0.058	93	53-160	
Carbon disulfide	mg/kg	.062	0.058	93	63-140	
Carbon tetrachloride	mg/kg	.062	0.058	93	60-145	
Chlorobenzene	mg/kg	.062	0.060	98	78-130	
Chloroethane	mg/kg	.062	0.057	93	64-149	
Chloroform	mg/kg	.062	0.055	89	70-134	
Chloromethane	mg/kg	.062	0.061	98	52-150	
cis-1,2-Dichloroethene	mg/kg	.062	0.056	90	70-133	
cis-1,3-Dichloropropene	mg/kg	.062	0.059	96	68-134	
Dibromochloromethane	mg/kg	.062	0.062	101	71-138	
Dibromomethane	mg/kg	.062	0.057	92	74-130	
Dichlorodifluoromethane	mg/kg	.062	0.048	77	40-160	
Ethylbenzene	mg/kg	.062	0.061	98	75-133	
Iodomethane	mg/kg	.12	0.099	80	69-144	
Isopropylbenzene (Cumene)	mg/kg	.062	0.060	96	76-143	
m&p-Xylene	mg/kg	.12	0.12	97	75-136	
Methyl-tert-butyl ether	mg/kg	.062	0.057	91	68-144	
Methylene Chloride	mg/kg	.062	0.059	95	45-154	
n-Butylbenzene	mg/kg	.062	0.062	100	72-137	
n-Propylbenzene	mg/kg	.062	0.059	95	76-136	
o-Xylene	mg/kg	.062	0.061	98	76-141	
p-Isopropyltoluene	mg/kg	.062	0.060	97	76-140	
sec-Butylbenzene	mg/kg	.062	0.060	96	79-139	
Styrene	mg/kg	.062	0.062	101	79-137	
tert-Butylbenzene	mg/kg	.062	0.052	83	74-143	

Results presented on this page are in the units indicated by the "Units" column except where an alternate unit is presented to the right of the result.

This report shall not be reproduced, except in full,
without the written consent of Pace Analytical Services, LLC.

Pace Analytical Services, LLC
3610 Park Central Blvd N
Pompano Beach, FL 33064
954-582-4300

QUALITY CONTROL DATA

Project: 09217186.00/Ludlum Trail
Pace Project No.: 35333909

LABORATORY CONTROL SAMPLE: 2088073

Parameter	Units	Spike Conc.	LCS Result	LCS % Rec	% Rec Limits	Qualifiers
Tetrachloroethene	mg/kg	.062	0.051	82	71-138	
Toluene	mg/kg	.062	0.059	95	74-131	
trans-1,2-Dichloroethene	mg/kg	.062	0.057	92	67-135	
trans-1,3-Dichloropropene	mg/kg	.062	0.059	95	65-146	
Trichloroethene	mg/kg	.062	0.061	98	67-135	
Trichlorofluoromethane	mg/kg	.062	0.058	93	59-144	
Vinyl acetate	mg/kg	.12	0.090	73	40-160	
Vinyl chloride	mg/kg	.062	0.055	90	56-141	
Xylene (Total)	mg/kg	.19	0.18	97	76-137	
1,2-Dichloroethane-d4 (S)	%			100	70-132	
4-Bromofluorobenzene (S)	%			101	70-130	
Toluene-d8 (S)	%			98	70-130	

MATRIX SPIKE SAMPLE: 2088710

Parameter	Units	35333909043 Result	Spike Conc.	MS Result	MS % Rec	% Rec Limits	Qualifiers
1,1,1,2-Tetrachloroethane	mg/kg	0.0022 U	.0224	0.022	99	70-130	
1,1,1-Trichloroethane	mg/kg	0.0019 U	.0224	0.023	103	70-130	
1,1,2,2-Tetrachloroethane	mg/kg	0.0020 U	.0224	0.024	107	70-130	
1,1,2-Trichloroethane	mg/kg	0.0022 U	.0224	0.023	101	70-130	
1,1-Dichloroethane	mg/kg	0.0015 U	.0224	0.022	98	70-130	
1,1-Dichloroethene	mg/kg	0.0019 U	.0224	0.023	102	49-180	
1,1-Dichloropropene	mg/kg	0.0015 U	.0224	0.022	101	70-130	
1,2,3-Trichlorobenzene	mg/kg	0.0023 U	.0224	0.022	97	70-130	
1,2,3-Trichloropropane	mg/kg	0.0016 U	.0224	0.025	114	70-130	
1,2,3-Trimethylbenzene	mg/kg	0.0018 U	.0224	0.023	102	70-130	
1,2,4-Trichlorobenzene	mg/kg	0.0016 U	.0224	0.022	99	70-130	
1,2,4-Trimethylbenzene	mg/kg	0.0021 U	.0224	0.023	105	70-130	
1,2-Dichlorobenzene	mg/kg	0.0020 U	.0224	0.023	103	70-130	
1,2-Dichloroethane	mg/kg	0.0023 U	.0224	0.023	101	70-130	
1,2-Dichloropropane	mg/kg	0.0018 U	.0224	0.022	99	70-130	
1,3,5-Trimethylbenzene	mg/kg	0.0019 U	.0224	0.023	104	70-130	
1,3-Dichlorobenzene	mg/kg	0.0021 U	.0224	0.023	106	70-130	
1,3-Dichloropropane	mg/kg	0.0020 U	.0224	0.023	101	70-130	
1,4-Dichlorobenzene	mg/kg	0.0018 U	.0224	0.024	107	70-130	
2,2-Dichloropropane	mg/kg	0.0018 U	.0224	0.022	101	70-130	
2-Butanone (MEK)	mg/kg	0.0030 U	.0447	0.043 I	97	70-130	
2-Chlorotoluene	mg/kg	0.0018 U	.0224	0.023	103	70-130	
2-Hexanone	mg/kg	0.0040 U	.0447	0.045 I	101	70-130	
4-Chlorotoluene	mg/kg	0.0019 U	.0224	0.024	107	70-130	
4-Methyl-2-pentanone (MIBK)	mg/kg	0.0038 U	.0447	0.048 I	107	70-130	
Acetone	mg/kg	0.11	.0447	0.23	257	70-130	J(M1)
Acetonitrile	mg/kg	0.027 U	.224	0.25	111	70-130	
Benzene	mg/kg	0.0016 U	.0224	0.022	101	50-166	
Bromobenzene	mg/kg	0.0021 U	.0224	0.022	101	70-130	

Results presented on this page are in the units indicated by the "Units" column except where an alternate unit is presented to the right of the result.

REPORT OF LABORATORY ANALYSIS

This report shall not be reproduced, except in full,
without the written consent of Pace Analytical Services, LLC.

Pace Analytical Services, LLC
3610 Park Central Blvd N
Pompano Beach, FL 33064
954-582-4300

QUALITY CONTROL DATA

Project: 09217186.00/Ludlum Trail
Pace Project No.: 35333909

MATRIX SPIKE SAMPLE: 2088710

Parameter	Units	35333909043 Result	Spike Conc.	MS Result	MS % Rec	% Rec Limits	Qualifiers
Bromochloromethane	mg/kg	0.0018 U	.0224	0.022	98	70-130	
Bromodichloromethane	mg/kg	0.0020 U	.0224	0.022	100	70-130	
Bromoform	mg/kg	0.0024 U	.0224	0.023	104	70-130	
Bromomethane	mg/kg	0.0026 U	.0224	0.022	99	70-130	
Carbon disulfide	mg/kg	0.0031 U	.0224	0.023	103	70-130	
Carbon tetrachloride	mg/kg	0.0027 U	.0224	0.023	105	70-130	
Chlorobenzene	mg/kg	0.0020 U	.0224	0.023	102	43-169	
Chloroethane	mg/kg	0.0025 U	.0224	0.023	106	70-130	
Chloroform	mg/kg	0.0016 U	.0224	0.022	101	70-130	
Chloromethane	mg/kg	0.0025 U	.0224	0.023	103	70-130	
cis-1,2-Dichloroethene	mg/kg	0.0014 U	.0224	0.022	99	70-130	
cis-1,3-Dichloropropene	mg/kg	0.0019 U	.0224	0.023	101	70-130	
Dibromochloromethane	mg/kg	0.0019 U	.0224	0.022	99	70-130	
Dibromomethane	mg/kg	0.0026 U	.0224	0.023	103	70-130	
Dichlorodifluoromethane	mg/kg	0.0037 U	.0224	0.018	80	70-130	
Ethylbenzene	mg/kg	0.0019 U	.0224	0.023	102	70-130	
Iodomethane	mg/kg	0.010 U	.0447	0.035	78	70-130	
Isopropylbenzene (Cumene)	mg/kg	0.0020 U	.0224	0.022	100	70-130	
m&p-Xylene	mg/kg	0.0037 U	.0447	0.045	102	70-130	
Methyl-tert-butyl ether	mg/kg	0.0015 U	.0224	0.022	98	70-130	
Methylene Chloride	mg/kg	0.0031 U	.0224	0.023	104	70-130	
n-Butylbenzene	mg/kg	0.0019 U	.0224	0.024	108	70-130	
n-Propylbenzene	mg/kg	0.0018 U	.0224	0.023	105	70-130	
o-Xylene	mg/kg	0.0020 U	.0224	0.022	101	70-130	
p-Isopropyltoluene	mg/kg	0.0018 U	.0224	0.023	105	70-130	
sec-Butylbenzene	mg/kg	0.0016 U	.0224	0.023	105	70-130	
Styrene	mg/kg	0.0019 U	.0224	0.023	101	70-130	
tert-Butylbenzene	mg/kg	0.0021 U	.0224	0.020	90	70-130	
Tetrachloroethene	mg/kg	0.0018 U	.0224	0.020	88	70-130	
Toluene	mg/kg	0.0019 U	.0224	0.023	103	52-163	
trans-1,2-Dichloroethene	mg/kg	0.0020 U	.0224	0.023	103	70-130	
trans-1,3-Dichloropropene	mg/kg	0.0015 U	.0224	0.022	98	70-130	
Trichloroethene	mg/kg	0.0022 U	.0224	0.024	107	49-167	
Trichlorofluoromethane	mg/kg	0.0023 U	.0224	0.023	103	70-130	
Vinyl acetate	mg/kg	0.0091 U	.0447	0.021 I	48	70-130	J(M1)
Vinyl chloride	mg/kg	0.0019 U	.0224	0.021	97	70-130	
1,2-Dichloroethane-d4 (S)	%				102	70-132	
4-Bromofluorobenzene (S)	%				98	70-130	
Toluene-d8 (S)	%				98	70-130	

SAMPLE DUPLICATE: 2088709

Parameter	Units	35333909040 Result	Dup Result	RPD	Max RPD	Qualifiers
1,1,1,2-Tetrachloroethane	mg/kg	0.0022 U	0.0022 U		30	
1,1,1-Trichloroethane	mg/kg	0.0019 U	0.0019 U		30	

Results presented on this page are in the units indicated by the "Units" column except where an alternate unit is presented to the right of the result.

REPORT OF LABORATORY ANALYSIS

This report shall not be reproduced, except in full,
without the written consent of Pace Analytical Services, LLC.

Pace Analytical Services, LLC
3610 Park Central Blvd N
Pompano Beach, FL 33064
954-582-4300

QUALITY CONTROL DATA

Project: 09217186.00/Ludlum Trail
Pace Project No.: 35333909

SAMPLE DUPLICATE: 2088709

Parameter	Units	35333909040 Result	Dup Result	RPD	Max RPD	Qualifiers
1,1,2,2-Tetrachloroethane	mg/kg	0.0020 U	0.0020 U		30	
1,1,2-Trichloroethane	mg/kg	0.0022 U	0.0022 U		30	
1,1-Dichloroethane	mg/kg	0.0016 U	0.0015 U		30	
1,1-Dichloroethene	mg/kg	0.0019 U	0.0019 U		30	
1,1-Dichloropropene	mg/kg	0.0016 U	0.0015 U		30	
1,2,3-Trichlorobenzene	mg/kg	0.0023 U	0.0023 U		30	
1,2,3-Trichloropropane	mg/kg	0.0017 U	0.0016 U		30	
1,2,3-Trimethylbenzene	mg/kg	0.0018 U	0.0018 U		30	
1,2,4-Trichlorobenzene	mg/kg	0.0017 U	0.0016 U		30	
1,2,4-Trimethylbenzene	mg/kg	0.0021 U	0.0021 U		30	
1,2-Dichlorobenzene	mg/kg	0.0020 U	0.0020 U		30	
1,2-Dichloroethane	mg/kg	0.0023 U	0.0023 U		30	
1,2-Dichloropropane	mg/kg	0.0018 U	0.0018 U		30	
1,3,5-Trimethylbenzene	mg/kg	0.0019 U	0.0019 U		30	
1,3-Dichlorobenzene	mg/kg	0.0021 U	0.0021 U		30	
1,3-Dichloropropane	mg/kg	0.0020 U	0.0020 U		30	
1,4-Dichlorobenzene	mg/kg	0.0018 U	0.0018 U		30	
2,2-Dichloropropane	mg/kg	0.0018 U	0.0018 U		30	
2-Butanone (MEK)	mg/kg	0.0030 U	0.0030 U		30	
2-Chlorotoluene	mg/kg	0.0018 U	0.0018 U		30	
2-Hexanone	mg/kg	0.0041 U	0.0040 U		30	
4-Chlorotoluene	mg/kg	0.0019 U	0.0019 U		30	
4-Methyl-2-pentanone (MIBK)	mg/kg	0.0039 U	0.0038 U		30	
Acetone	mg/kg	0.24	0.10 I		30	
Acetonitrile	mg/kg	0.027 U	0.027 U		30	
Benzene	mg/kg	0.0017 U	0.0016 U		30	
Bromobenzene	mg/kg	0.0021 U	0.0021 U		30	
Bromochloromethane	mg/kg	0.0018 U	0.0018 U		30	
Bromodichloromethane	mg/kg	0.0020 U	0.0020 U		30	
Bromoform	mg/kg	0.0024 U	0.0024 U		30	
Bromomethane	mg/kg	0.0026 U	0.0026 U		30	
Carbon disulfide	mg/kg	0.0032 U	0.0031 U		30	
Carbon tetrachloride	mg/kg	0.0027 U	0.0027 U		30	
Chlorobenzene	mg/kg	0.0020 U	0.0020 U		30	
Chloroethane	mg/kg	0.0025 U	0.0025 U		30	
Chloroform	mg/kg	0.0017 U	0.0016 U		30	
Chloromethane	mg/kg	0.0025 U	0.0025 U		30	
cis-1,2-Dichloroethene	mg/kg	0.0015 U	0.0014 U		30	
cis-1,3-Dichloropropene	mg/kg	0.0019 U	0.0019 U		30	
Dibromochloromethane	mg/kg	0.0019 U	0.0019 U		30	
Dibromomethane	mg/kg	0.0026 U	0.0026 U		30	
Dichlorodifluoromethane	mg/kg	0.0038 U	0.0037 U		30	
Ethylbenzene	mg/kg	0.0019 U	0.0019 U		30	
Iodomethane	mg/kg	0.010 U	0.010 U		30	
Isopropylbenzene (Cumene)	mg/kg	0.0020 U	0.0020 U		30	
m&p-Xylene	mg/kg	0.0038 U	0.0037 U		30	
Methyl-tert-butyl ether	mg/kg	0.0016 U	0.0015 U		30	

Results presented on this page are in the units indicated by the "Units" column except where an alternate unit is presented to the right of the result.

REPORT OF LABORATORY ANALYSIS

This report shall not be reproduced, except in full,
without the written consent of Pace Analytical Services, LLC.

Pace Analytical Services, LLC
3610 Park Central Blvd N
Pompano Beach, FL 33064
954-582-4300

QUALITY CONTROL DATA

Project: 09217186.00/Ludlum Trail
Pace Project No.: 35333909

SAMPLE DUPLICATE: 2088709

Parameter	Units	35333909040 Result	Dup Result	RPD	Max RPD	Qualifiers
Methylene Chloride	mg/kg	0.0032 U	0.0031 U		30	
n-Butylbenzene	mg/kg	0.0019 U	0.0019 U		30	
n-Propylbenzene	mg/kg	0.0018 U	0.0018 U		30	
o-Xylene	mg/kg	0.0020 U	0.0020 U		30	
p-Isopropyltoluene	mg/kg	0.0018 U	0.0018 U		30	
sec-Butylbenzene	mg/kg	0.0017 U	0.0016 U		30	
Styrene	mg/kg	0.0019 U	0.0019 U		30	
tert-Butylbenzene	mg/kg	0.0021 U	0.0021 U		30	
Tetrachloroethene	mg/kg	0.0018 U	0.0018 U		30	
Toluene	mg/kg	0.0019 U	0.0019 U		30	
trans-1,2-Dichloroethene	mg/kg	0.0020 U	0.0020 U		30	
trans-1,3-Dichloropropene	mg/kg	0.0016 U	0.0015 U		30	
Trichloroethene	mg/kg	0.0022 U	0.0022 U		30	
Trichlorofluoromethane	mg/kg	0.0023 U	0.0023 U		30	
Vinyl acetate	mg/kg	0.0092 U	0.0091 U		30	
Vinyl chloride	mg/kg	0.0019 U	0.0019 U		30	
Xylene (Total)	mg/kg	0.0038 U	0.0037 U		30	
1,2-Dichloroethane-d4 (S)	%	114	111	5		
4-Bromofluorobenzene (S)	%	94	90	6		
Toluene-d8 (S)	%	97	97	2		

Results presented on this page are in the units indicated by the "Units" column except where an alternate unit is presented to the right of the result.

This report shall not be reproduced, except in full,
without the written consent of Pace Analytical Services, LLC.

Pace Analytical Services, LLC
3610 Park Central Blvd N
Pompano Beach, FL 33064
954-582-4300

QUALITY CONTROL DATA

Project: 09217186.00/Ludlum Trail
Pace Project No.: 35333909

QC Batch: 377004 | Analysis Method: EPA 8260
QC Batch Method: EPA 8260 | Analysis Description: 8260 MSV 5035A Volatile Organics
Associated Lab Samples: 35333909062

METHOD BLANK: 2088754 | Matrix: Solid
Associated Lab Samples: 35333909062

Parameter	Units	Blank Result	Reporting Limit	MDL	Analyzed	Qualifiers
1,1,1,2-Tetrachloroethane	mg/kg	0.0029 U	0.0069	0.0029	09/09/17 13:09	
1,1,1-Trichloroethane	mg/kg	0.0025 U	0.0069	0.0025	09/09/17 13:09	
1,1,2,2-Tetrachloroethane	mg/kg	0.0026 U	0.0069	0.0026	09/09/17 13:09	
1,1,2-Trichloroethane	mg/kg	0.0029 U	0.0069	0.0029	09/09/17 13:09	
1,1-Dichloroethane	mg/kg	0.0021 U	0.0069	0.0021	09/09/17 13:09	
1,1-Dichloroethene	mg/kg	0.0025 U	0.0069	0.0025	09/09/17 13:09	
1,1-Dichloropropene	mg/kg	0.0021 U	0.0069	0.0021	09/09/17 13:09	
1,2,3-Trichlorobenzene	mg/kg	0.0030 U	0.0069	0.0030	09/09/17 13:09	
1,2,3-Trichloropropane	mg/kg	0.0022 U	0.0069	0.0022	09/09/17 13:09	
1,2,3-Trimethylbenzene	mg/kg	0.0024 U	0.0069	0.0024	09/09/17 13:09	
1,2,4-Trichlorobenzene	mg/kg	0.0022 U	0.0069	0.0022	09/09/17 13:09	
1,2,4-Trimethylbenzene	mg/kg	0.0028 U	0.0069	0.0028	09/09/17 13:09	
1,2-Dichlorobenzene	mg/kg	0.0026 U	0.0069	0.0026	09/09/17 13:09	
1,2-Dichloroethane	mg/kg	0.0030 U	0.0069	0.0030	09/09/17 13:09	
1,2-Dichloropropane	mg/kg	0.0024 U	0.0069	0.0024	09/09/17 13:09	
1,3,5-Trimethylbenzene	mg/kg	0.0025 U	0.0069	0.0025	09/09/17 13:09	
1,3-Dichlorobenzene	mg/kg	0.0028 U	0.0069	0.0028	09/09/17 13:09	
1,3-Dichloropropane	mg/kg	0.0026 U	0.0069	0.0026	09/09/17 13:09	
1,4-Dichlorobenzene	mg/kg	0.0024 U	0.0069	0.0024	09/09/17 13:09	
2,2-Dichloropropane	mg/kg	0.0024 U	0.0069	0.0024	09/09/17 13:09	
2-Butanone (MEK)	mg/kg	0.0040 U	0.14	0.0040	09/09/17 13:09	
2-Chlorotoluene	mg/kg	0.0024 U	0.0069	0.0024	09/09/17 13:09	
2-Hexanone	mg/kg	0.0054 U	0.069	0.0054	09/09/17 13:09	
4-Chlorotoluene	mg/kg	0.0025 U	0.0069	0.0025	09/09/17 13:09	
4-Methyl-2-pentanone (MIBK)	mg/kg	0.0051 U	0.069	0.0051	09/09/17 13:09	
Acetone	mg/kg	0.014 U	0.14	0.014	09/09/17 13:09	
Acetonitrile	mg/kg	0.036 U	0.069	0.036	09/09/17 13:09	
Benzene	mg/kg	0.0022 U	0.0069	0.0022	09/09/17 13:09	
Bromobenzene	mg/kg	0.0028 U	0.0069	0.0028	09/09/17 13:09	
Bromochloromethane	mg/kg	0.0024 U	0.0069	0.0024	09/09/17 13:09	
Bromodichloromethane	mg/kg	0.0026 U	0.0069	0.0026	09/09/17 13:09	
Bromoform	mg/kg	0.0032 U	0.0069	0.0032	09/09/17 13:09	
Bromomethane	mg/kg	0.0035 U	0.014	0.0035	09/09/17 13:09	
Carbon disulfide	mg/kg	0.0042 U	0.014	0.0042	09/09/17 13:09	
Carbon tetrachloride	mg/kg	0.0036 U	0.0069	0.0036	09/09/17 13:09	
Chlorobenzene	mg/kg	0.0026 U	0.0069	0.0026	09/09/17 13:09	
Chloroethane	mg/kg	0.0033 U	0.014	0.0033	09/09/17 13:09	
Chloroform	mg/kg	0.0022 U	0.0069	0.0022	09/09/17 13:09	
Chloromethane	mg/kg	0.0033 U	0.014	0.0033	09/09/17 13:09	
cis-1,2-Dichloroethene	mg/kg	0.0019 U	0.0069	0.0019	09/09/17 13:09	
cis-1,3-Dichloropropene	mg/kg	0.0025 U	0.0069	0.0025	09/09/17 13:09	

Results presented on this page are in the units indicated by the "Units" column except where an alternate unit is presented to the right of the result.

REPORT OF LABORATORY ANALYSIS

This report shall not be reproduced, except in full,
without the written consent of Pace Analytical Services, LLC.

Pace Analytical Services, LLC
3610 Park Central Blvd N
Pompano Beach, FL 33064
954-582-4300

QUALITY CONTROL DATA

Project: 09217186.00/Ludlum Trail
Pace Project No.: 35333909

METHOD BLANK: 2088754 Matrix: Solid
Associated Lab Samples: 35333909062

Parameter	Units	Blank Result	Reporting Limit	MDL	Analyzed	Qualifiers
Dibromochloromethane	mg/kg	0.0025 U	0.0069	0.0025	09/09/17 13:09	
Dibromomethane	mg/kg	0.0035 U	0.0069	0.0035	09/09/17 13:09	
Dichlorodifluoromethane	mg/kg	0.0050 U	0.014	0.0050	09/09/17 13:09	
Ethylbenzene	mg/kg	0.0025 U	0.0069	0.0025	09/09/17 13:09	
Iodomethane	mg/kg	0.014 U	0.014	0.014	09/09/17 13:09	
Isopropylbenzene (Cumene)	mg/kg	0.0026 U	0.0069	0.0026	09/09/17 13:09	
m&p-Xylene	mg/kg	0.0050 U	0.014	0.0050	09/09/17 13:09	
Methyl-tert-butyl ether	mg/kg	0.0021 U	0.0069	0.0021	09/09/17 13:09	
Methylene Chloride	mg/kg	0.0042 U	0.028	0.0042	09/09/17 13:09	
n-Butylbenzene	mg/kg	0.0025 U	0.0069	0.0025	09/09/17 13:09	
n-Propylbenzene	mg/kg	0.0024 U	0.0069	0.0024	09/09/17 13:09	
o-Xylene	mg/kg	0.0026 U	0.0069	0.0026	09/09/17 13:09	
p-Isopropyltoluene	mg/kg	0.0024 U	0.0069	0.0024	09/09/17 13:09	
sec-Butylbenzene	mg/kg	0.0022 U	0.0069	0.0022	09/09/17 13:09	
Styrene	mg/kg	0.0025 U	0.0069	0.0025	09/09/17 13:09	
tert-Butylbenzene	mg/kg	0.0028 U	0.0069	0.0028	09/09/17 13:09	
Tetrachloroethene	mg/kg	0.0024 U	0.0069	0.0024	09/09/17 13:09	
Toluene	mg/kg	0.0025 U	0.0069	0.0025	09/09/17 13:09	
trans-1,2-Dichloroethene	mg/kg	0.0026 U	0.0069	0.0026	09/09/17 13:09	
trans-1,3-Dichloropropene	mg/kg	0.0021 U	0.0069	0.0021	09/09/17 13:09	
Trichloroethene	mg/kg	0.0029 U	0.0069	0.0029	09/09/17 13:09	
Trichlorofluoromethane	mg/kg	0.0030 U	0.0069	0.0030	09/09/17 13:09	
Vinyl acetate	mg/kg	0.012 U	0.069	0.012	09/09/17 13:09	
Vinyl chloride	mg/kg	0.0025 U	0.014	0.0025	09/09/17 13:09	
Xylene (Total)	mg/kg	0.0050 U	0.014	0.0050	09/09/17 13:09	
1,2-Dichloroethane-d4 (S)	%	108	70-132		09/09/17 13:09	
4-Bromofluorobenzene (S)	%	96	70-130		09/09/17 13:09	
Toluene-d8 (S)	%	98	70-130		09/09/17 13:09	

LABORATORY CONTROL SAMPLE: 2088755

Parameter	Units	Spike Conc.	LCS Result	LCS % Rec	% Rec Limits	Qualifiers
1,1,1,2-Tetrachloroethane	mg/kg	.062	0.057	91	74-137	
1,1,1-Trichloroethane	mg/kg	.062	0.056	90	67-140	
1,1,2,2-Tetrachloroethane	mg/kg	.062	0.059	95	72-141	
1,1,2-Trichloroethane	mg/kg	.062	0.058	93	78-138	
1,1-Dichloroethane	mg/kg	.062	0.055	89	69-134	
1,1-Dichloroethene	mg/kg	.062	0.058	93	67-138	
1,1-Dichloropropene	mg/kg	.062	0.057	92	69-139	
1,2,3-Trichlorobenzene	mg/kg	.062	0.065	105	70-146	
1,2,3-Trichloropropane	mg/kg	.062	0.057	91	69-144	
1,2,3-Trimethylbenzene	mg/kg	.062	0.059	96	70-149	
1,2,4-Trichlorobenzene	mg/kg	.062	0.065	105	68-148	
1,2,4-Trimethylbenzene	mg/kg	.062	0.060	97	74-137	

Results presented on this page are in the units indicated by the "Units" column except where an alternate unit is presented to the right of the result.

REPORT OF LABORATORY ANALYSIS

This report shall not be reproduced, except in full,
without the written consent of Pace Analytical Services, LLC.

Pace Analytical Services, LLC
3610 Park Central Blvd N
Pompano Beach, FL 33064
954-582-4300

QUALITY CONTROL DATA

Project: 09217186.00/Ludlum Trail
Pace Project No.: 35333909

LABORATORY CONTROL SAMPLE: 2088755

Parameter	Units	Spike Conc.	LCS Result	LCS % Rec	% Rec Limits	Qualifiers
1,2-Dichlorobenzene	mg/kg	.062	0.060	96	77-141	
1,2-Dichloroethane	mg/kg	.062	0.057	92	65-137	
1,2-Dichloropropane	mg/kg	.062	0.057	92	72-136	
1,3,5-Trimethylbenzene	mg/kg	.062	0.059	96	76-133	
1,3-Dichlorobenzene	mg/kg	.062	0.061	99	74-138	
1,3-Dichloropropane	mg/kg	.062	0.058	94	71-139	
1,4-Dichlorobenzene	mg/kg	.062	0.062	100	76-138	
2,2-Dichloropropane	mg/kg	.062	0.058	94	68-137	
2-Butanone (MEK)	mg/kg	.12	0.12 I	97	58-147	
2-Chlorotoluene	mg/kg	.062	0.058	94	73-139	
2-Hexanone	mg/kg	.12	0.13	106	62-145	
4-Chlorotoluene	mg/kg	.062	0.061	98	76-141	
4-Methyl-2-pentanone (MIBK)	mg/kg	.12	0.13	102	64-149	
Acetone	mg/kg	.12	0.16	127	53-153	
Acetonitrile	mg/kg	.62	0.62	100	56-144	
Benzene	mg/kg	.062	0.058	94	73-135	
Bromobenzene	mg/kg	.062	0.058	94	75-133	
Bromochloromethane	mg/kg	.062	0.054	87	73-134	
Bromodichloromethane	mg/kg	.062	0.058	93	71-135	
Bromoform	mg/kg	.062	0.059	95	66-141	
Bromomethane	mg/kg	.062	0.058	94	53-160	
Carbon disulfide	mg/kg	.062	0.059	95	63-140	
Carbon tetrachloride	mg/kg	.062	0.058	94	60-145	
Chlorobenzene	mg/kg	.062	0.058	94	78-130	
Chloroethane	mg/kg	.062	0.057	93	64-149	
Chloroform	mg/kg	.062	0.056	90	70-134	
Chloromethane	mg/kg	.062	0.061	99	52-150	
cis-1,2-Dichloroethene	mg/kg	.062	0.056	90	70-133	
cis-1,3-Dichloropropene	mg/kg	.062	0.060	97	68-134	
Dibromochloromethane	mg/kg	.062	0.058	93	71-138	
Dibromomethane	mg/kg	.062	0.058	93	74-130	
Dichlorodifluoromethane	mg/kg	.062	0.047	76	40-160	
Ethylbenzene	mg/kg	.062	0.059	95	75-133	
Iodomethane	mg/kg	.12	0.11	85	69-144	
Isopropylbenzene (Cumene)	mg/kg	.062	0.058	94	76-143	
m&p-Xylene	mg/kg	.12	0.12	94	75-136	
Methyl-tert-butyl ether	mg/kg	.062	0.055	89	68-144	
Methylene Chloride	mg/kg	.062	0.058	93	45-154	
n-Butylbenzene	mg/kg	.062	0.064	104	72-137	
n-Propylbenzene	mg/kg	.062	0.060	96	76-136	
o-Xylene	mg/kg	.062	0.058	94	76-141	
p-Isopropyltoluene	mg/kg	.062	0.061	98	76-140	
sec-Butylbenzene	mg/kg	.062	0.059	95	79-139	
Styrene	mg/kg	.062	0.059	96	79-137	
tert-Butylbenzene	mg/kg	.062	0.052	84	74-143	
Tetrachloroethene	mg/kg	.062	0.050	80	71-138	
Toluene	mg/kg	.062	0.061	99	74-131	

Results presented on this page are in the units indicated by the "Units" column except where an alternate unit is presented to the right of the result.

This report shall not be reproduced, except in full,
without the written consent of Pace Analytical Services, LLC.

Pace Analytical Services, LLC
3610 Park Central Blvd N
Pompano Beach, FL 33064
954-582-4300

QUALITY CONTROL DATA

Project: 09217186.00/Ludlum Trail
Pace Project No.: 35333909

LABORATORY CONTROL SAMPLE: 2088755

Parameter	Units	Spike Conc.	LCS Result	LCS % Rec	% Rec Limits	Qualifiers
trans-1,2-Dichloroethene	mg/kg	.062	0.058	94	67-135	
trans-1,3-Dichloropropene	mg/kg	.062	0.059	95	65-146	
Trichloroethene	mg/kg	.062	0.060	98	67-135	
Trichlorofluoromethane	mg/kg	.062	0.058	93	59-144	
Vinyl acetate	mg/kg	.12	0.16	130	40-160	
Vinyl chloride	mg/kg	.062	0.054	88	56-141	
Xylene (Total)	mg/kg	.19	0.17	94	76-137	
1,2-Dichloroethane-d4 (S)	%			99	70-132	
4-Bromofluorobenzene (S)	%			100	70-130	
Toluene-d8 (S)	%			100	70-130	

MATRIX SPIKE SAMPLE: 2088981

Parameter	Units	92354332001 Result	Spike Conc.	MS Result	MS % Rec	% Rec Limits	Qualifiers
1,1,1,2-Tetrachloroethane	mg/kg	ND	.0188	0.018	96	70-130	
1,1,1-Trichloroethane	mg/kg	ND	.0188	0.017	94	70-130	
1,1,2,2-Tetrachloroethane	mg/kg	ND	.0188	0.017	94	70-130	
1,1,2-Trichloroethane	mg/kg	ND	.0188	0.017	91	70-130	
1,1-Dichloroethane	mg/kg	ND	.0188	0.017	95	70-130	
1,1-Dichloroethene	mg/kg	ND	.0188	0.019	101	49-180	
1,1-Dichloropropene	mg/kg	ND	.0188	0.017	93	70-130	
1,2,3-Trichlorobenzene	mg/kg	ND	.0188	0.017	91	70-130	
1,2,3-Trichloropropane	mg/kg	ND	.0188	0.018	96	70-130	
1,2,3-Trimethylbenzene	mg/kg			0.018			
1,2,4-Trichlorobenzene	mg/kg	ND	.0188	0.016	88	70-130	
1,2,4-Trimethylbenzene	mg/kg	ND	.0188	0.019	101	70-130	
1,2-Dichlorobenzene	mg/kg	ND	.0188	0.018	96	70-130	
1,2-Dichloroethane	mg/kg	ND	.0188	0.017	95	70-130	
1,2-Dichloropropane	mg/kg	ND	.0188	0.018	97	70-130	
1,3,5-Trimethylbenzene	mg/kg	ND	.0188	0.019	101	70-130	
1,3-Dichlorobenzene	mg/kg	ND	.0188	0.018	99	70-130	
1,3-Dichloropropane	mg/kg	ND	.0188	0.018	97	70-130	
1,4-Dichlorobenzene	mg/kg	ND	.0188	0.018	97	70-130	
2,2-Dichloropropane	mg/kg	ND	.0188	0.017	95	70-130	
2-Butanone (MEK)	mg/kg	ND	.0365	0.030 I	82	70-130	
2-Chlorotoluene	mg/kg	ND	.0188	0.019	101	70-130	
2-Hexanone	mg/kg	ND	.0365	0.032 I	86	70-130	
4-Chlorotoluene	mg/kg	ND	.0188	0.019	103	70-130	
4-Methyl-2-pentanone (MIBK)	mg/kg	ND	.0365	0.031 I	84	70-130	
Acetone	mg/kg	ND	.0365	0.042 I	113	70-130	
Acetonitrile	mg/kg			0.16			
Benzene	mg/kg	ND	.0188	0.018	100	50-166	
Bromobenzene	mg/kg	ND	.0188	0.019	101	70-130	
Bromochloromethane	mg/kg	ND	.0188	0.017	93	70-130	
Bromodichloromethane	mg/kg	ND	.0188	0.018	97	70-130	

Results presented on this page are in the units indicated by the "Units" column except where an alternate unit is presented to the right of the result.

This report shall not be reproduced, except in full,
without the written consent of Pace Analytical Services, LLC.

Pace Analytical Services, LLC
3610 Park Central Blvd N
Pompano Beach, FL 33064
954-582-4300

QUALITY CONTROL DATA

Project: 09217186.00/Ludlum Trail
Pace Project No.: 35333909

MATRIX SPIKE SAMPLE: 2088981

Parameter	Units	92354332001 Result	Spike Conc.	MS Result	MS % Rec	% Rec Limits	Qualifiers
Bromoform	mg/kg	ND	.0188	0.016	87	70-130	
Bromomethane	mg/kg	ND	.0188	0.021	114	70-130	
Carbon disulfide	mg/kg			0.017			
Carbon tetrachloride	mg/kg	ND	.0188	0.020	110	70-130	
Chlorobenzene	mg/kg	ND	.0188	0.019	103	43-169	
Chloroethane	mg/kg	ND	.0188	0.021	116	70-130	
Chloroform	mg/kg	ND	.0188	0.017	95	70-130	
Chloromethane	mg/kg	ND	.0188	0.019	102	70-130	
cis-1,2-Dichloroethene	mg/kg	ND	.0188	0.017	93	70-130	
cis-1,3-Dichloropropene	mg/kg	ND	.0188	0.017	93	70-130	
Dibromochloromethane	mg/kg	ND	.0188	0.018	97	70-130	
Dibromomethane	mg/kg	ND	.0188	0.018	96	70-130	
Dichlorodifluoromethane	mg/kg	ND	.0188	0.018	97	70-130	
Ethylbenzene	mg/kg	ND	.0188	0.019	103	70-130	
Iodomethane	mg/kg			0.036			
Isopropylbenzene (Cumene)	mg/kg	ND	.0188	0.018	101	70-130	
m&p-Xylene	mg/kg	ND	.0365	0.037	100	70-130	
Methyl-tert-butyl ether	mg/kg	ND	.0188	0.015	83	70-130	
Methylene Chloride	mg/kg	ND	.0188	0.016 I	85	70-130	
n-Butylbenzene	mg/kg	ND	.0188	0.019	101	70-130	
n-Propylbenzene	mg/kg	ND	.0188	0.019	104	70-130	
o-Xylene	mg/kg	ND	.0188	0.018	101	70-130	
p-Isopropyltoluene	mg/kg	ND	.0188	0.018	100	70-130	
sec-Butylbenzene	mg/kg	ND	.0188	0.019	102	70-130	
Styrene	mg/kg	ND	.0188	0.018	97	70-130	
tert-Butylbenzene	mg/kg	ND	.0188	0.017	94	70-130	
Tetrachloroethene	mg/kg	ND	.0188	0.017	92	70-130	
Toluene	mg/kg	ND	.0188	0.019	101	52-163	
trans-1,2-Dichloroethene	mg/kg	ND	.0188	0.018	96	70-130	
trans-1,3-Dichloropropene	mg/kg	ND	.0188	0.016	88	70-130	
Trichloroethene	mg/kg	ND	.0188	0.019	102	49-167	
Trichlorofluoromethane	mg/kg	ND	.0188	0.020	109	70-130	
Vinyl acetate	mg/kg	ND	.0365	0.027 I	74	70-130	
Vinyl chloride	mg/kg	ND	.0188	0.018	100	70-130	
1,2-Dichloroethane-d4 (S)	%				95	70-132	
4-Bromofluorobenzene (S)	%				100	70-130	
Toluene-d8 (S)	%				98	70-130	

SAMPLE DUPLICATE: 2088980

Parameter	Units	92354019001 Result	Dup Result	RPD	Max RPD	Qualifiers
1,1,1,2-Tetrachloroethane	mg/kg	ND	0.0029 U		30	
1,1,1-Trichloroethane	mg/kg	ND	0.0025 U		30	
1,1,2,2-Tetrachloroethane	mg/kg	ND	0.0026 U		30	
1,1,2-Trichloroethane	mg/kg	ND	0.0029 U		30	

Results presented on this page are in the units indicated by the "Units" column except where an alternate unit is presented to the right of the result.

REPORT OF LABORATORY ANALYSIS

This report shall not be reproduced, except in full,
without the written consent of Pace Analytical Services, LLC.

Pace Analytical Services, LLC
3610 Park Central Blvd N
Pompano Beach, FL 33064
954-582-4300

QUALITY CONTROL DATA

Project: 09217186.00/Ludlum Trail
Pace Project No.: 35333909

SAMPLE DUPLICATE: 2088980

Parameter	Units	92354019001 Result	Dup Result	RPD	Max RPD	Qualifiers
1,1-Dichloroethane	mg/kg	ND	0.0021 U		30	
1,1-Dichloroethene	mg/kg	ND	0.0025 U		30	
1,1-Dichloropropene	mg/kg	ND	0.0021 U		30	
1,2,3-Trichlorobenzene	mg/kg	ND	0.0030 U		30	
1,2,3-Trichloropropane	mg/kg	ND	0.0022 U		30	
1,2,3-Trimethylbenzene	mg/kg		0.0023 U			
1,2,4-Trichlorobenzene	mg/kg	ND	0.0022 U		30	
1,2,4-Trimethylbenzene	mg/kg	ND	0.0028 U		30	
1,2-Dichlorobenzene	mg/kg	ND	0.0026 U		30	
1,2-Dichloroethane	mg/kg	ND	0.0030 U		30	
1,2-Dichloropropane	mg/kg	ND	0.0023 U		30	
1,3,5-Trimethylbenzene	mg/kg	ND	0.0025 U		30	
1,3-Dichlorobenzene	mg/kg	ND	0.0028 U		30	
1,3-Dichloropropane	mg/kg	ND	0.0026 U		30	
1,4-Dichlorobenzene	mg/kg	ND	0.0023 U		30	
2,2-Dichloropropane	mg/kg	ND	0.0023 U		30	
2-Butanone (MEK)	mg/kg	ND	0.0040 U		30	
2-Chlorotoluene	mg/kg	ND	0.0023 U		30	
2-Hexanone	mg/kg	ND	0.0054 U		30	
4-Chlorotoluene	mg/kg	ND	0.0025 U		30	
4-Methyl-2-pentanone (MIBK)	mg/kg	ND	0.0051 U		30	
Acetone	mg/kg	ND	0.014 U		30	
Acetonitrile	mg/kg		0.036 U			
Benzene	mg/kg	ND	0.0022 U		30	
Bromobenzene	mg/kg	ND	0.0028 U		30	
Bromochloromethane	mg/kg	ND	0.0023 U		30	
Bromodichloromethane	mg/kg	ND	0.0026 U		30	
Bromoform	mg/kg	ND	0.0032 U		30	
Bromomethane	mg/kg	ND	0.0034 U		30	
Carbon disulfide	mg/kg		0.0041 U			
Carbon tetrachloride	mg/kg	ND	0.0036 U		30	
Chlorobenzene	mg/kg	ND	0.0026 U		30	
Chloroethane	mg/kg	ND	0.0033 U		30	
Chloroform	mg/kg	ND	0.0022 U		30	
Chloromethane	mg/kg	ND	0.0033 U		30	
cis-1,2-Dichloroethene	mg/kg	ND	0.0019 U		30	
cis-1,3-Dichloropropene	mg/kg	ND	0.0025 U		30	
Dibromochloromethane	mg/kg	ND	0.0025 U		30	
Dibromomethane	mg/kg	ND	0.0034 U		30	
Dichlorodifluoromethane	mg/kg	ND	0.0050 U		30	
Ethylbenzene	mg/kg	ND	0.0025 U		30	
Iodomethane	mg/kg		0.014 U			
Isopropylbenzene (Cumene)	mg/kg	ND	0.0026 U		30	
m&p-Xylene	mg/kg	ND	0.0050 U		30	
Methyl-tert-butyl ether	mg/kg	ND	0.0021 U		30	
Methylene Chloride	mg/kg	ND	0.0041 U		30	
n-Butylbenzene	mg/kg	ND	0.0025 U		30	

Results presented on this page are in the units indicated by the "Units" column except where an alternate unit is presented to the right of the result.

This report shall not be reproduced, except in full,
without the written consent of Pace Analytical Services, LLC.

Pace Analytical Services, LLC
3610 Park Central Blvd N
Pompano Beach, FL 33064
954-582-4300

QUALITY CONTROL DATA

Project: 09217186.00/Ludlum Trail
Pace Project No.: 35333909

SAMPLE DUPLICATE: 2088980

Parameter	Units	92354019001 Result	Dup Result	RPD	Max RPD	Qualifiers
n-Propylbenzene	mg/kg	ND	0.0023 U		30	
o-Xylene	mg/kg	ND	0.0026 U		30	
p-Isopropyltoluene	mg/kg	ND	0.0023 U		30	
sec-Butylbenzene	mg/kg	ND	0.0022 U		30	
Styrene	mg/kg	ND	0.0025 U		30	
tert-Butylbenzene	mg/kg	ND	0.0028 U		30	
Tetrachloroethene	mg/kg	ND	0.0023 U		30	
Toluene	mg/kg	ND	0.0025 U		30	
trans-1,2-Dichloroethene	mg/kg	ND	0.0026 U		30	
trans-1,3-Dichloropropene	mg/kg	ND	0.0021 U		30	
Trichloroethene	mg/kg	ND	0.0029 U		30	
Trichlorofluoromethane	mg/kg	ND	0.0030 U		30	
Vinyl acetate	mg/kg	ND	0.012 U		30	
Vinyl chloride	mg/kg	ND	0.0025 U		30	
Xylene (Total)	mg/kg	ND	0.0050 U		30	
1,2-Dichloroethane-d4 (S)	%	111	89	33		
4-Bromofluorobenzene (S)	%	98	96	15		
Toluene-d8 (S)	%	100	104	7		

Results presented on this page are in the units indicated by the "Units" column except where an alternate unit is presented to the right of the result.

This report shall not be reproduced, except in full,
without the written consent of Pace Analytical Services, LLC.

Pace Analytical Services, LLC
3610 Park Central Blvd N
Pompano Beach, FL 33064
954-582-4300

QUALITY CONTROL DATA

Project: 09217186.00/Ludlum Trail
Pace Project No.: 35333909

QC Batch: 391590 | Analysis Method: EPA 8270
QC Batch Method: EPA 3546 | Analysis Description: 8270 Solid MSSV Microwave Short Spike
Associated Lab Samples: 35333909001, 35333909002, 35333909003, 35333909004, 35333909005, 35333909007, 35333909008, 35333909010, 35333909011, 35333909013, 35333909014, 35333909016, 35333909017, 35333909018, 35333909019

METHOD BLANK: 2131773 | Matrix: Solid
Associated Lab Samples: 35333909001, 35333909002, 35333909003, 35333909004, 35333909005, 35333909007, 35333909008, 35333909010, 35333909011, 35333909013, 35333909014, 35333909016, 35333909017, 35333909018, 35333909019

Parameter	Units	Blank Result	Reporting Limit	MDL	Analyzed	Qualifiers
1-Methylnaphthalene	mg/kg	0.012 U	0.033	0.012	09/07/17 05:09	
2-Methylnaphthalene	mg/kg	0.014 U	0.033	0.014	09/07/17 05:09	
Acenaphthene	mg/kg	0.012 U	0.033	0.012	09/07/17 05:09	
Acenaphthylene	mg/kg	0.010 U	0.033	0.010	09/07/17 05:09	
Anthracene	mg/kg	0.010 U	0.033	0.010	09/07/17 05:09	
Benzo(a)anthracene	mg/kg	0.0097 U	0.033	0.0097	09/07/17 05:09	
Benzo(a)pyrene	mg/kg	0.0039 U	0.033	0.0039	09/07/17 05:09	
Benzo(b)fluoranthene	mg/kg	0.025 U	0.033	0.025	09/07/17 05:09	
Benzo(g,h,i)perylene	mg/kg	0.012 U	0.033	0.012	09/07/17 05:09	
Benzo(k)fluoranthene	mg/kg	0.0072 U	0.033	0.0072	09/07/17 05:09	
Chrysene	mg/kg	0.012 U	0.033	0.012	09/07/17 05:09	
Dibenz(a,h)anthracene	mg/kg	0.017 U	0.033	0.017	09/07/17 05:09	
Fluoranthene	mg/kg	0.011 U	0.033	0.011	09/07/17 05:09	
Fluorene	mg/kg	0.015 U	0.033	0.015	09/07/17 05:09	
Indeno(1,2,3-cd)pyrene	mg/kg	0.017 U	0.033	0.017	09/07/17 05:09	
Naphthalene	mg/kg	0.011 U	0.033	0.011	09/07/17 05:09	
Phenanthrene	mg/kg	0.013 U	0.033	0.013	09/07/17 05:09	
Pyrene	mg/kg	0.017 U	0.033	0.017	09/07/17 05:09	
2-Fluorobiphenyl (S)	%	96	32-129		09/07/17 05:09	
Nitrobenzene-d5 (S)	%	80	16-123		09/07/17 05:09	
Terphenyl-d14 (S)	%	111	38-138		09/07/17 05:09	

LABORATORY CONTROL SAMPLE: 2131774

Parameter	Units	Spike Conc.	LCS Result	LCS % Rec	% Rec Limits	Qualifiers
1-Methylnaphthalene	mg/kg	1.7	1.5	87	27-123	
2-Methylnaphthalene	mg/kg	1.7	1.4	83	16-137	
Acenaphthene	mg/kg	1.7	1.4	83	37-120	
Acenaphthylene	mg/kg	1.7	1.5	91	41-120	
Anthracene	mg/kg	1.7	1.5	91	45-120	
Benzo(a)anthracene	mg/kg	1.7	1.6	98	44-120	
Benzo(a)pyrene	mg/kg	1.7	1.6	96	44-123	
Benzo(b)fluoranthene	mg/kg	1.7	1.5	88	37-124	
Benzo(g,h,i)perylene	mg/kg	1.7	1.6	93	42-125	
Benzo(k)fluoranthene	mg/kg	1.7	1.6	96	44-126	
Chrysene	mg/kg	1.7	1.7	99	45-120	

Results presented on this page are in the units indicated by the "Units" column except where an alternate unit is presented to the right of the result.

This report shall not be reproduced, except in full,
without the written consent of Pace Analytical Services, LLC.

Pace Analytical Services, LLC
3610 Park Central Blvd N
Pompano Beach, FL 33064
954-582-4300

QUALITY CONTROL DATA

Project: 09217186.00/Ludlum Trail
Pace Project No.: 35333909

LABORATORY CONTROL SAMPLE: 2131774

Parameter	Units	Spike Conc.	LCS Result	LCS % Rec	% Rec Limits	Qualifiers
Dibenz(a,h)anthracene	mg/kg	1.7	1.7	102	43-124	
Fluoranthene	mg/kg	1.7	1.6	95	45-120	
Fluorene	mg/kg	1.7	1.5	91	42-120	
Indeno(1,2,3-cd)pyrene	mg/kg	1.7	1.6	95	43-123	
Naphthalene	mg/kg	1.7	1.3	78	40-120	
Phenanthrene	mg/kg	1.7	1.5	87	36-125	
Pyrene	mg/kg	1.7	1.6	95	41-123	
2-Fluorobiphenyl (S)	%			91	32-129	
Nitrobenzene-d5 (S)	%			72	16-123	
Terphenyl-d14 (S)	%			107	38-138	

MATRIX SPIKE & MATRIX SPIKE DUPLICATE: 2132051 2132052

Parameter	Units	35333909002 Result	MS Spike Conc.	MSD Spike Conc.	MS Result	MSD Result	MS % Rec	MSD % Rec	% Rec Limits	RPD	Max RPD	Qual
1-Methylnaphthalene	mg/kg	0.013 U	1.9	1.9	1.3	1.5	68	79	27-123	14	40	
2-Methylnaphthalene	mg/kg	0.015 U	1.9	1.9	1.2	1.4	67	78	16-137	16	40	
Acenaphthene	mg/kg	0.014 U	1.9	1.9	1.2	1.4	68	77	37-120	12	40	
Acenaphthylene	mg/kg	0.061	1.9	1.9	1.4	1.6	72	81	41-120	12	40	
Anthracene	mg/kg	0.033 I	1.9	1.9	1.3	1.5	70	82	45-120	15	40	
Benzo(a)anthracene	mg/kg	0.13	1.9	1.9	1.5	1.7	74	85	44-120	13	40	
Benzo(a)pyrene	mg/kg	0.15	1.9	1.9	1.5	1.7	71	83	44-123	14	40	
Benzo(b)fluoranthene	mg/kg	0.23	1.9	1.9	1.4	1.6	65	76	37-124	14	40	
Benzo(g,h,i)perylene	mg/kg	0.11	1.9	1.9	1.4	1.6	69	79	42-125	13	40	
Benzo(k)fluoranthene	mg/kg	0.10	1.9	1.9	1.5	1.7	73	85	44-126	13	40	
Chrysene	mg/kg	0.17	1.9	1.9	1.5	1.7	73	83	45-120	11	40	
Dibenz(a,h)anthracene	mg/kg	0.025 I	1.9	1.9	1.4	1.6	77	87	43-124	12	40	
Fluoranthene	mg/kg	0.19	1.9	1.9	1.5	1.7	70	81	45-120	14	40	
Fluorene	mg/kg	0.017 U	1.9	1.9	1.4	1.5	73	82	42-120	11	40	
Indeno(1,2,3-cd)pyrene	mg/kg	0.098	1.9	1.9	1.4	1.6	70	81	43-123	14	40	
Naphthalene	mg/kg	0.012 U	1.9	1.9	1.2	1.4	64	74	40-120	14	40	
Phenanthrene	mg/kg	0.030 I	1.9	1.9	1.3	1.5	69	80	36-125	13	40	
Pyrene	mg/kg	0.21	1.9	1.9	1.5	1.7	73	81	41-123	9	40	
2-Fluorobiphenyl (S)	%						71	80	32-129			
Nitrobenzene-d5 (S)	%						55	66	16-123			
Terphenyl-d14 (S)	%						79	91	38-138			

Results presented on this page are in the units indicated by the "Units" column except where an alternate unit is presented to the right of the result.

REPORT OF LABORATORY ANALYSIS

This report shall not be reproduced, except in full,
without the written consent of Pace Analytical Services, LLC.

Pace Analytical Services, LLC
3610 Park Central Blvd N
Pompano Beach, FL 33064
954-582-4300

QUALITY CONTROL DATA

Project: 09217186.00/Ludlum Trail
Pace Project No.: 35333909

QC Batch: 391624 | Analysis Method: EPA 8270
QC Batch Method: EPA 3546 | Analysis Description: 8270 Solid MSSV Microwave Short Spike
Associated Lab Samples: 35333909020, 35333909021, 35333909026, 35333909027, 35333909029, 35333909030, 35333909031, 35333909032, 35333909033, 35333909034, 35333909035, 35333909036, 35333909037, 35333909038, 35333909039, 35333909040, 35333909043, 35333909044, 35333909048, 35333909049

METHOD BLANK: 2131939 | Matrix: Solid
Associated Lab Samples: 35333909020, 35333909021, 35333909026, 35333909027, 35333909029, 35333909030, 35333909031, 35333909032, 35333909033, 35333909034, 35333909035, 35333909036, 35333909037, 35333909038, 35333909039, 35333909040, 35333909043, 35333909044, 35333909048, 35333909049

Parameter	Units	Blank Result	Reporting Limit	MDL	Analyzed	Qualifiers
1-Methylnaphthalene	mg/kg	0.012 U	0.033	0.012	09/07/17 16:52	
2-Methylnaphthalene	mg/kg	0.013 U	0.033	0.013	09/07/17 16:52	
Acenaphthene	mg/kg	0.012 U	0.033	0.012	09/07/17 16:52	
Acenaphthylene	mg/kg	0.010 U	0.033	0.010	09/07/17 16:52	
Anthracene	mg/kg	0.010 U	0.033	0.010	09/07/17 16:52	
Benzo(a)anthracene	mg/kg	0.0095 U	0.033	0.0095	09/07/17 16:52	
Benzo(a)pyrene	mg/kg	0.0039 U	0.033	0.0039	09/07/17 16:52	
Benzo(b)fluoranthene	mg/kg	0.025 U	0.033	0.025	09/07/17 16:52	
Benzo(g,h,i)perylene	mg/kg	0.012 U	0.033	0.012	09/07/17 16:52	
Benzo(k)fluoranthene	mg/kg	0.0071 U	0.033	0.0071	09/07/17 16:52	
Chrysene	mg/kg	0.012 U	0.033	0.012	09/07/17 16:52	
Dibenz(a,h)anthracene	mg/kg	0.017 U	0.033	0.017	09/07/17 16:52	
Fluoranthene	mg/kg	0.011 U	0.033	0.011	09/07/17 16:52	
Fluorene	mg/kg	0.015 U	0.033	0.015	09/07/17 16:52	
Indeno(1,2,3-cd)pyrene	mg/kg	0.017 U	0.033	0.017	09/07/17 16:52	
Naphthalene	mg/kg	0.011 U	0.033	0.011	09/07/17 16:52	
Phenanthrene	mg/kg	0.012 U	0.033	0.012	09/07/17 16:52	
Pyrene	mg/kg	0.017 U	0.033	0.017	09/07/17 16:52	
2-Fluorobiphenyl (S)	%	80	32-129		09/07/17 16:52	
Nitrobenzene-d5 (S)	%	79	16-123		09/07/17 16:52	
Terphenyl-d14 (S)	%	80	38-138		09/07/17 16:52	

LABORATORY CONTROL SAMPLE: 2131940

Parameter	Units	Spike Conc.	LCS Result	LCS % Rec	% Rec Limits	Qualifiers
1-Methylnaphthalene	mg/kg	1.7	1.4	84	27-123	
2-Methylnaphthalene	mg/kg	1.7	1.4	85	16-137	
Acenaphthene	mg/kg	1.7	1.5	89	37-120	
Acenaphthylene	mg/kg	1.7	1.4	85	41-120	
Anthracene	mg/kg	1.7	1.5	90	45-120	
Benzo(a)anthracene	mg/kg	1.7	1.5	89	44-120	
Benzo(a)pyrene	mg/kg	1.7	1.5	91	44-123	
Benzo(b)fluoranthene	mg/kg	1.7	1.6	93	37-124	
Benzo(g,h,i)perylene	mg/kg	1.7	1.5	92	42-125	
Benzo(k)fluoranthene	mg/kg	1.7	1.6	94	44-126	
Chrysene	mg/kg	1.7	1.5	92	45-120	

Results presented on this page are in the units indicated by the "Units" column except where an alternate unit is presented to the right of the result.

REPORT OF LABORATORY ANALYSIS

This report shall not be reproduced, except in full,
without the written consent of Pace Analytical Services, LLC.

Pace Analytical Services, LLC
3610 Park Central Blvd N
Pompano Beach, FL 33064
954-582-4300

QUALITY CONTROL DATA

Project: 09217186.00/Ludlum Trail
Pace Project No.: 35333909

LABORATORY CONTROL SAMPLE: 2131940

Parameter	Units	Spike Conc.	LCS Result	LCS % Rec	% Rec Limits	Qualifiers
Dibenz(a,h)anthracene	mg/kg	1.7	1.5	90	43-124	
Fluoranthene	mg/kg	1.7	1.4	86	45-120	
Fluorene	mg/kg	1.7	1.5	87	42-120	
Indeno(1,2,3-cd)pyrene	mg/kg	1.7	1.5	90	43-123	
Naphthalene	mg/kg	1.7	1.4	84	40-120	
Phenanthrene	mg/kg	1.7	1.5	90	36-125	
Pyrene	mg/kg	1.7	1.4	84	41-123	
2-Fluorobiphenyl (S)	%			84	32-129	
Nitrobenzene-d5 (S)	%			85	16-123	
Terphenyl-d14 (S)	%			88	38-138	

MATRIX SPIKE & MATRIX SPIKE DUPLICATE: 2132889 2132890

Parameter	Units	35333909027 Result	MS Spike Conc.	MSD Spike Conc.	MS Result	MSD Result	MS % Rec	MSD % Rec	% Rec Limits	RPD	Max RPD	Qual
1-Methylnaphthalene	mg/kg	0.013 U	1.9	1.9	1.4	1.4	75	76	27-123	1	40	
2-Methylnaphthalene	mg/kg	0.015 U	1.9	1.9	1.4	1.4	76	76	16-137	1	40	
Acenaphthene	mg/kg	0.014 U	1.9	1.9	1.4	1.4	75	77	37-120	2	40	
Acenaphthylene	mg/kg	0.012 U	1.9	1.9	1.4	1.4	76	77	41-120	1	40	
Anthracene	mg/kg	0.011 U	1.9	1.9	1.5	1.5	78	81	45-120	4	40	
Benzo(a)anthracene	mg/kg	0.011 U	1.9	1.9	1.5	1.5	80	81	44-120	2	40	
Benzo(a)pyrene	mg/kg	0.0043 U	1.9	1.9	1.5	1.5	79	81	44-123	3	40	
Benzo(b)fluoranthene	mg/kg	0.028 U	1.9	1.9	1.4	1.4	74	77	37-124	4	40	
Benzo(g,h,i)perylene	mg/kg	0.013 U	1.9	1.9	1.5	1.6	82	84	42-125	2	40	
Benzo(k)fluoranthene	mg/kg	0.0080 U	1.9	1.9	1.6	1.5	83	81	44-126	3	40	
Chrysene	mg/kg	0.013 U	1.9	1.9	1.5	1.6	80	83	45-120	3	40	
Dibenz(a,h)anthracene	mg/kg	0.019 U	1.9	1.9	1.6	1.5	83	81	43-124	2	40	
Fluoranthene	mg/kg	0.012 U	1.9	1.9	1.4	1.5	74	79	45-120	6	40	
Fluorene	mg/kg	0.017 U	1.9	1.9	1.4	1.3	72	70	42-120	3	40	
Indeno(1,2,3-cd)pyrene	mg/kg	0.019 U	1.9	1.9	1.5	1.5	82	82	43-123	0	40	
Naphthalene	mg/kg	0.012 U	1.9	1.9	1.4	1.4	72	75	40-120	3	40	
Phenanthrene	mg/kg	0.014 U	1.9	1.9	1.5	1.5	79	80	36-125	1	40	
Pyrene	mg/kg	0.019 U	1.9	1.9	1.4	1.5	73	80	41-123	9	40	
2-Fluorobiphenyl (S)	%						79	77	32-129			
Nitrobenzene-d5 (S)	%						77	74	16-123			
Terphenyl-d14 (S)	%						72	78	38-138			

Results presented on this page are in the units indicated by the "Units" column except where an alternate unit is presented to the right of the result.

REPORT OF LABORATORY ANALYSIS

This report shall not be reproduced, except in full,
without the written consent of Pace Analytical Services, LLC.

Pace Analytical Services, LLC
3610 Park Central Blvd N
Pompano Beach, FL 33064
954-582-4300

QUALITY CONTROL DATA

Project: 09217186.00/Ludlum Trail
Pace Project No.: 35333909

QC Batch: 391800 | Analysis Method: EPA 8270
QC Batch Method: EPA 3546 | Analysis Description: 8270 Solid MSSV Microwave Short Spike
Associated Lab Samples: 35333909050, 35333909051, 35333909053, 35333909054, 35333909057, 35333909058, 35333909060, 35333909061, 35333909062, 35333909063, 35333909067, 35333909068

METHOD BLANK: 2132830 | Matrix: Solid
Associated Lab Samples: 35333909050, 35333909051, 35333909053, 35333909054, 35333909057, 35333909058, 35333909060, 35333909061, 35333909062, 35333909063, 35333909067, 35333909068

Parameter	Units	Blank Result	Reporting Limit	MDL	Analyzed	Qualifiers
1-Methylnaphthalene	mg/kg	0.012 U	0.033	0.012	09/08/17 03:47	
2-Methylnaphthalene	mg/kg	0.013 U	0.033	0.013	09/08/17 03:47	
Acenaphthene	mg/kg	0.012 U	0.033	0.012	09/08/17 03:47	
Acenaphthylene	mg/kg	0.010 U	0.033	0.010	09/08/17 03:47	
Anthracene	mg/kg	0.010 U	0.033	0.010	09/08/17 03:47	
Benzo(a)anthracene	mg/kg	0.0096 U	0.033	0.0096	09/08/17 03:47	
Benzo(a)pyrene	mg/kg	0.0039 U	0.033	0.0039	09/08/17 03:47	
Benzo(b)fluoranthene	mg/kg	0.025 U	0.033	0.025	09/08/17 03:47	
Benzo(g,h,i)perylene	mg/kg	0.012 U	0.033	0.012	09/08/17 03:47	
Benzo(k)fluoranthene	mg/kg	0.0072 U	0.033	0.0072	09/08/17 03:47	
Chrysene	mg/kg	0.012 U	0.033	0.012	09/08/17 03:47	
Dibenz(a,h)anthracene	mg/kg	0.017 U	0.033	0.017	09/08/17 03:47	
Fluoranthene	mg/kg	0.011 U	0.033	0.011	09/08/17 03:47	
Fluorene	mg/kg	0.015 U	0.033	0.015	09/08/17 03:47	
Indeno(1,2,3-cd)pyrene	mg/kg	0.017 U	0.033	0.017	09/08/17 03:47	
Naphthalene	mg/kg	0.011 U	0.033	0.011	09/08/17 03:47	
Phenanthrene	mg/kg	0.013 U	0.033	0.013	09/08/17 03:47	
Pyrene	mg/kg	0.017 U	0.033	0.017	09/08/17 03:47	
2-Fluorobiphenyl (S)	%	94	32-129		09/08/17 03:47	
Nitrobenzene-d5 (S)	%	81	16-123		09/08/17 03:47	
Terphenyl-d14 (S)	%	89	38-138		09/08/17 03:47	

LABORATORY CONTROL SAMPLE: 2132831

Parameter	Units	Spike Conc.	LCS Result	LCS % Rec	% Rec Limits	Qualifiers
1-Methylnaphthalene	mg/kg	1.7	1.5	86	27-123	
2-Methylnaphthalene	mg/kg	1.7	1.5	90	16-137	
Acenaphthene	mg/kg	1.7	1.3	78	37-120	
Acenaphthylene	mg/kg	1.7	1.4	81	41-120	
Anthracene	mg/kg	1.7	1.5	87	45-120	
Benzo(a)anthracene	mg/kg	1.7	1.5	87	44-120	
Benzo(a)pyrene	mg/kg	1.7	1.5	89	44-123	
Benzo(b)fluoranthene	mg/kg	1.7	1.4	80	37-124	
Benzo(g,h,i)perylene	mg/kg	1.7	1.5	87	42-125	
Benzo(k)fluoranthene	mg/kg	1.7	1.6	97	44-126	
Chrysene	mg/kg	1.7	1.5	89	45-120	
Dibenz(a,h)anthracene	mg/kg	1.7	1.6	95	43-124	
Fluoranthene	mg/kg	1.7	1.3	77	45-120	

Results presented on this page are in the units indicated by the "Units" column except where an alternate unit is presented to the right of the result.

This report shall not be reproduced, except in full,
without the written consent of Pace Analytical Services, LLC.

Pace Analytical Services, LLC
3610 Park Central Blvd N
Pompano Beach, FL 33064
954-582-4300

QUALITY CONTROL DATA

Project: 09217186.00/Ludlum Trail
Pace Project No.: 35333909

LABORATORY CONTROL SAMPLE: 2132831

Parameter	Units	Spike Conc.	LCS Result	LCS % Rec	% Rec Limits	Qualifiers
Fluorene	mg/kg	1.7	1.4	84	42-120	
Indeno(1,2,3-cd)pyrene	mg/kg	1.7	1.6	94	43-123	
Naphthalene	mg/kg	1.7	1.4	81	40-120	
Phenanthrene	mg/kg	1.7	1.4	86	36-125	
Pyrene	mg/kg	1.7	1.2	70	41-123	
2-Fluorobiphenyl (S)	%			90	32-129	
Nitrobenzene-d5 (S)	%			76	16-123	
Terphenyl-d14 (S)	%			75	38-138	

MATRIX SPIKE & MATRIX SPIKE DUPLICATE: 2133648 2133649

Parameter	Units	35333909054 Result	MS Spike Conc.	MSD Spike Conc.	MS Result	MSD Result	MS % Rec	MSD % Rec	% Rec Limits	RPD	Max RPD	Qual
1-Methylnaphthalene	mg/kg	0.012 U	1.8	1.8	1.5	1.4	84	77	27-123	8	40	
2-Methylnaphthalene	mg/kg	0.014 U	1.8	1.8	1.5	1.4	84	77	16-137	9	40	
Acenaphthene	mg/kg	0.013 U	1.8	1.8	1.4	1.3	78	74	37-120	5	40	
Acenaphthylene	mg/kg	0.011 U	1.8	1.8	1.4	1.3	81	75	41-120	7	40	
Anthracene	mg/kg	0.011 U	1.8	1.8	1.4	1.4	79	77	45-120	3	40	
Benzo(a)anthracene	mg/kg	0.010 U	1.8	1.8	1.5	1.4	85	80	44-120	7	40	
Benzo(a)pyrene	mg/kg	0.0068 I	1.8	1.8	1.5	1.4	86	79	44-123	9	40	
Benzo(b)fluoranthene	mg/kg	0.026 U	1.8	1.8	1.4	1.4	78	77	37-124	1	40	
Benzo(g,h,i)perylene	mg/kg	0.013 U	1.8	1.8	1.6	1.5	88	86	42-125	3	40	
Benzo(k)fluoranthene	mg/kg	0.0076 U	1.8	1.8	1.6	1.4	88	80	44-126	10	40	
Chrysene	mg/kg	0.012 U	1.8	1.8	1.6	1.4	87	77	45-120	12	40	
Dibenz(a,h)anthracene	mg/kg	0.018 U	1.8	1.8	1.6	1.6	91	88	43-124	4	40	
Fluoranthene	mg/kg	0.011 U	1.8	1.8	1.4	1.3	78	75	45-120	5	40	
Fluorene	mg/kg	0.016 U	1.8	1.8	1.5	1.5	82	82	42-120	0	40	
Indeno(1,2,3-cd)pyrene	mg/kg	0.018 U	1.8	1.8	1.6	1.6	91	89	43-123	3	40	
Naphthalene	mg/kg	0.011 U	1.8	1.8	1.4	1.3	78	70	40-120	11	40	
Phenanthrene	mg/kg	0.013 U	1.8	1.8	1.4	1.4	81	78	36-125	4	40	
Pyrene	mg/kg	0.018 U	1.8	1.8	1.3	1.2	72	67	41-123	7	40	
2-Fluorobiphenyl (S)	%						86	77	32-129			
Nitrobenzene-d5 (S)	%						73	63	16-123			
Terphenyl-d14 (S)	%						72	66	38-138			

Results presented on this page are in the units indicated by the "Units" column except where an alternate unit is presented to the right of the result.

This report shall not be reproduced, except in full,
without the written consent of Pace Analytical Services, LLC.

Pace Analytical Services, LLC
3610 Park Central Blvd N
Pompano Beach, FL 33064
954-582-4300

QUALITY CONTROL DATA

Project: 09217186.00/Ludlum Trail
Pace Project No.: 35333909

QC Batch: 392712 | Analysis Method: EPA 8270
QC Batch Method: EPA 3546 | Analysis Description: 8270 Solid MSSV Microwave Short Spike
Associated Lab Samples: 35333909036, 35333909037, 35333909038, 35333909044, 35333909048, 35333909049

METHOD BLANK: 2137930 | Matrix: Solid
Associated Lab Samples: 35333909036, 35333909037, 35333909038, 35333909044, 35333909048, 35333909049

Parameter	Units	Blank Result	Reporting Limit	MDL	Analyzed	Qualifiers
1-Methylnaphthalene	mg/kg	0.012 U	0.033	0.012	09/15/17 16:59	
2-Methylnaphthalene	mg/kg	0.013 U	0.033	0.013	09/15/17 16:59	
Acenaphthene	mg/kg	0.012 U	0.033	0.012	09/15/17 16:59	
Acenaphthylene	mg/kg	0.010 U	0.033	0.010	09/15/17 16:59	
Anthracene	mg/kg	0.010 U	0.033	0.010	09/15/17 16:59	
Benzo(a)anthracene	mg/kg	0.0096 U	0.033	0.0096	09/15/17 16:59	
Benzo(a)pyrene	mg/kg	0.0039 U	0.033	0.0039	09/15/17 16:59	
Benzo(b)fluoranthene	mg/kg	0.025 U	0.033	0.025	09/15/17 16:59	
Benzo(g,h,i)perylene	mg/kg	0.012 U	0.033	0.012	09/15/17 16:59	
Benzo(k)fluoranthene	mg/kg	0.0072 U	0.033	0.0072	09/15/17 16:59	
Chrysene	mg/kg	0.012 U	0.033	0.012	09/15/17 16:59	
Dibenz(a,h)anthracene	mg/kg	0.017 U	0.033	0.017	09/15/17 16:59	
Fluoranthene	mg/kg	0.011 U	0.033	0.011	09/15/17 16:59	
Fluorene	mg/kg	0.015 U	0.033	0.015	09/15/17 16:59	
Indeno(1,2,3-cd)pyrene	mg/kg	0.017 U	0.033	0.017	09/15/17 16:59	
Naphthalene	mg/kg	0.011 U	0.033	0.011	09/15/17 16:59	
Phenanthrene	mg/kg	0.012 U	0.033	0.012	09/15/17 16:59	
Pyrene	mg/kg	0.017 U	0.033	0.017	09/15/17 16:59	
2-Fluorobiphenyl (S)	%	96	32-129		09/15/17 16:59	
Nitrobenzene-d5 (S)	%	58	16-123		09/15/17 16:59	
Terphenyl-d14 (S)	%	81	38-138		09/15/17 16:59	

LABORATORY CONTROL SAMPLE: 2137931

Parameter	Units	Spike Conc.	LCS Result	LCS % Rec	% Rec Limits	Qualifiers
1-Methylnaphthalene	mg/kg	1.7	1.4	86	27-123	
2-Methylnaphthalene	mg/kg	1.7	1.3	79	16-137	
Acenaphthene	mg/kg	1.7	1.4	80	37-120	
Acenaphthylene	mg/kg	1.7	1.5	86	41-120	
Anthracene	mg/kg	1.7	1.5	87	45-120	
Benzo(a)anthracene	mg/kg	1.7	1.4	82	44-120	
Benzo(a)pyrene	mg/kg	1.7	1.5	88	44-123	
Benzo(b)fluoranthene	mg/kg	1.7	1.6	98	37-124	
Benzo(g,h,i)perylene	mg/kg	1.7	2.0	118	42-125	
Benzo(k)fluoranthene	mg/kg	1.7	2.0	118	44-126	
Chrysene	mg/kg	1.7	1.6	96	45-120	
Dibenz(a,h)anthracene	mg/kg	1.7	1.7	102	43-124	
Fluoranthene	mg/kg	1.7	1.4	85	45-120	
Fluorene	mg/kg	1.7	1.4	83	42-120	
Indeno(1,2,3-cd)pyrene	mg/kg	1.7	1.6	94	43-123	

Results presented on this page are in the units indicated by the "Units" column except where an alternate unit is presented to the right of the result.

REPORT OF LABORATORY ANALYSIS

This report shall not be reproduced, except in full,
without the written consent of Pace Analytical Services, LLC.

Pace Analytical Services, LLC
3610 Park Central Blvd N
Pompano Beach, FL 33064
954-582-4300

QUALITY CONTROL DATA

Project: 09217186.00/Ludlum Trail
Pace Project No.: 35333909

LABORATORY CONTROL SAMPLE: 2137931

Parameter	Units	Spike Conc.	LCS Result	LCS % Rec	% Rec Limits	Qualifiers
Naphthalene	mg/kg	1.7	1.3	76	40-120	
Phenanthrene	mg/kg	1.7	1.3	79	36-125	
Pyrene	mg/kg	1.7	1.1	67	41-123	
2-Fluorobiphenyl (S)	%			102	32-129	
Nitrobenzene-d5 (S)	%			68	16-123	
Terphenyl-d14 (S)	%			75	38-138	

MATRIX SPIKE & MATRIX SPIKE DUPLICATE: 2139201 2139202

Parameter	Units	35334458004 Result	MS Spike Conc.	MSD Spike Conc.	MS Result	MSD Result	MS % Rec	MSD % Rec	% Rec Limits	RPD	Max RPD	Qual
1-Methylnaphthalene	mg/kg	0.012 U	1.8	1.8	1.3	1.2	74	71	27-123	5	40	
2-Methylnaphthalene	mg/kg	0.014 U	1.8	1.8	1.1	1.2	65	68	16-137	4	40	
Acenaphthene	mg/kg	0.013 U	1.8	1.8	1.2	1.2	69	71	37-120	3	40	
Acenaphthylene	mg/kg	0.011 U	1.8	1.8	1.3	1.3	74	76	41-120	3	40	
Anthracene	mg/kg	0.011 U	1.8	1.8	1.3	1.3	73	76	45-120	5	40	
Benzo(a)anthracene	mg/kg	0.010 U	1.8	1.8	1.3	1.4	73	78	44-120	7	40	
Benzo(a)pyrene	mg/kg	0.0041 U	1.8	1.8	1.3	1.4	74	79	44-123	6	40	
Benzo(b)fluoranthene	mg/kg	0.026 U	1.8	1.8	1.2	1.3	71	75	37-124	6	40	
Benzo(g,h,i)perylene	mg/kg	0.012 U	1.8	1.8	1.4	1.5	79	85	42-125	7	40	
Benzo(k)fluoranthene	mg/kg	0.0075 U	1.8	1.8	1.4	1.5	80	85	44-126	6	40	
Chrysene	mg/kg	0.012 U	1.8	1.8	1.4	1.5	77	83	45-120	8	40	
Dibenz(a,h)anthracene	mg/kg	0.017 U	1.8	1.8	1.3	1.4	77	82	43-124	7	40	
Fluoranthene	mg/kg	0.011 U	1.8	1.8	1.1	1.7	63	95	45-120	41	40	J(R1)
Fluorene	mg/kg	0.016 U	1.8	1.8	1.3	1.3	72	74	42-120	3	40	
Indeno(1,2,3-cd)pyrene	mg/kg	0.017 U	1.8	1.8	1.4	1.4	78	81	43-123	3	40	
Naphthalene	mg/kg	0.011 U	1.8	1.8	1.1	1.2	64	66	40-120	3	40	
Phenanthrene	mg/kg	0.013 U	1.8	1.8	1.2	1.3	69	72	36-125	5	40	
Pyrene	mg/kg	0.017 U	1.8	1.8	1.3	1.7	75	99	41-123	27	40	
2-Fluorobiphenyl (S)	%						73	73	32-129			
Nitrobenzene-d5 (S)	%						65	53	16-123			
Terphenyl-d14 (S)	%						80	105	38-138			

Results presented on this page are in the units indicated by the "Units" column except where an alternate unit is presented to the right of the result.

This report shall not be reproduced, except in full,
without the written consent of Pace Analytical Services, LLC.

Pace Analytical Services, LLC
3610 Park Central Blvd N
Pompano Beach, FL 33064
954-582-4300

QUALITY CONTROL DATA

Project: 09217186.00/Ludlum Trail
Pace Project No.: 35333909

QC Batch: 393104 | Analysis Method: EPA 8270
QC Batch Method: EPA 3546 | Analysis Description: 8270 Solid MSSV Microwave Short Spike
Associated Lab Samples: 35333909012

METHOD BLANK: 2140167 | Matrix: Solid
Associated Lab Samples: 35333909012

Parameter	Units	Blank Result	Reporting Limit	MDL	Analyzed	Qualifiers
1-Methylnaphthalene	mg/kg	0.012 U	0.033	0.012	09/19/17 10:10	
2-Methylnaphthalene	mg/kg	0.013 U	0.033	0.013	09/19/17 10:10	
Acenaphthene	mg/kg	0.012 U	0.033	0.012	09/19/17 10:10	
Acenaphthylene	mg/kg	0.010 U	0.033	0.010	09/19/17 10:10	
Anthracene	mg/kg	0.010 U	0.033	0.010	09/19/17 10:10	
Benzo(a)anthracene	mg/kg	0.0097 U	0.033	0.0097	09/19/17 10:10	
Benzo(a)pyrene	mg/kg	0.0039 U	0.033	0.0039	09/19/17 10:10	
Benzo(b)fluoranthene	mg/kg	0.025 U	0.033	0.025	09/19/17 10:10	
Benzo(g,h,i)perylene	mg/kg	0.012 U	0.033	0.012	09/19/17 10:10	
Benzo(k)fluoranthene	mg/kg	0.0072 U	0.033	0.0072	09/19/17 10:10	
Chrysene	mg/kg	0.012 U	0.033	0.012	09/19/17 10:10	
Dibenz(a,h)anthracene	mg/kg	0.017 U	0.033	0.017	09/19/17 10:10	
Fluoranthene	mg/kg	0.011 U	0.033	0.011	09/19/17 10:10	
Fluorene	mg/kg	0.015 U	0.033	0.015	09/19/17 10:10	
Indeno(1,2,3-cd)pyrene	mg/kg	0.017 U	0.033	0.017	09/19/17 10:10	
Naphthalene	mg/kg	0.011 U	0.033	0.011	09/19/17 10:10	
Phenanthrene	mg/kg	0.013 U	0.033	0.013	09/19/17 10:10	
Pyrene	mg/kg	0.017 U	0.033	0.017	09/19/17 10:10	
2-Fluorobiphenyl (S)	%	124	32-129		09/19/17 10:10	
Nitrobenzene-d5 (S)	%	109	16-123		09/19/17 10:10	
Terphenyl-d14 (S)	%	87	38-138		09/19/17 10:10	

LABORATORY CONTROL SAMPLE: 2140168

Parameter	Units	Spike Conc.	LCS Result	LCS % Rec	% Rec Limits	Qualifiers
1-Methylnaphthalene	mg/kg	1.7	1.5	90	27-123	
2-Methylnaphthalene	mg/kg	1.7	1.6	96	16-137	
Acenaphthene	mg/kg	1.7	1.4	85	37-120	
Acenaphthylene	mg/kg	1.7	1.4	85	41-120	
Anthracene	mg/kg	1.7	1.3	78	45-120	
Benzo(a)anthracene	mg/kg	1.7	1.6	93	44-120	
Benzo(a)pyrene	mg/kg	1.7	1.5	87	44-123	
Benzo(b)fluoranthene	mg/kg	1.7	1.6	96	37-124	
Benzo(g,h,i)perylene	mg/kg	1.7	0.91	54	42-125	
Benzo(k)fluoranthene	mg/kg	1.7	2.0	119	44-126	
Chrysene	mg/kg	1.7	1.5	90	45-120	
Dibenz(a,h)anthracene	mg/kg	1.7	1.3	75	43-124	
Fluoranthene	mg/kg	1.7	1.1	64	45-120	
Fluorene	mg/kg	1.7	1.4	85	42-120	
Indeno(1,2,3-cd)pyrene	mg/kg	1.7	1.1	66	43-123	

Results presented on this page are in the units indicated by the "Units" column except where an alternate unit is presented to the right of the result.

REPORT OF LABORATORY ANALYSIS

This report shall not be reproduced, except in full,
without the written consent of Pace Analytical Services, LLC.

Pace Analytical Services, LLC
3610 Park Central Blvd N
Pompano Beach, FL 33064
954-582-4300

QUALITY CONTROL DATA

Project: 09217186.00/Ludlum Trail
Pace Project No.: 35333909

LABORATORY CONTROL SAMPLE: 2140168

Parameter	Units	Spike Conc.	LCS Result	LCS % Rec	% Rec Limits	Qualifiers
Naphthalene	mg/kg	1.7	1.4	81	40-120	
Phenanthrene	mg/kg	1.7	1.4	82	36-125	
Pyrene	mg/kg	1.7	0.96	57	41-123	
2-Fluorobiphenyl (S)	%			114	32-129	
Nitrobenzene-d5 (S)	%			93	16-123	
Terphenyl-d14 (S)	%			68	38-138	

MATRIX SPIKE & MATRIX SPIKE DUPLICATE: 2140836 2140837

Parameter	Units	35333909024 Result	MS Spike Conc.	MSD Spike Conc.	MS Result	MSD Result	MS % Rec	MSD % Rec	% Rec Limits	RPD	Max RPD	Qual
1-Methylnaphthalene	mg/kg				1.0	1.4				30	40	
2-Methylnaphthalene	mg/kg				1.1	1.5				33	40	
Acenaphthene	mg/kg				0.92	1.2				30	40	
Acenaphthylene	mg/kg				0.93	1.3				31	40	
Anthracene	mg/kg				0.89	1.3				37	40	
Benzo(a)anthracene	mg/kg				1.2	1.7				29	40	
Benzo(a)pyrene	mg/kg				1.1	1.6				36	40	
Benzo(b)fluoranthene	mg/kg				1.4	1.8				24	40	
Benzo(g,h,i)perylene	mg/kg				0.72	1.1				40	40	J(M1)
Benzo(k)fluoranthene	mg/kg				1.5	1.9				29	40	
Chrysene	mg/kg				1.2	1.7				36	40	
Dibenz(a,h)anthracene	mg/kg				1.0	1.2				15	40	
Fluoranthene	mg/kg				0.89	1.4				46	40	J(M1), J(R1)
Fluorene	mg/kg				0.87	1.3				42	40	J(R1)
Indeno(1,2,3-cd)pyrene	mg/kg				0.86	1.1				24	40	
Naphthalene	mg/kg				0.95	1.3				30	40	
Phenanthrene	mg/kg				0.95	1.4				38	40	
Pyrene	mg/kg				0.82	1.3				47	40	J(R1)
2-Fluorobiphenyl (S)	%						69	99	32-129			
Nitrobenzene-d5 (S)	%						62	81	16-123			
Terphenyl-d14 (S)	%						50	67	38-138			

Results presented on this page are in the units indicated by the "Units" column except where an alternate unit is presented to the right of the result.

REPORT OF LABORATORY ANALYSIS

This report shall not be reproduced, except in full,
without the written consent of Pace Analytical Services, LLC.

Pace Analytical Services, LLC
3610 Park Central Blvd N
Pompano Beach, FL 33064
954-582-4300

QUALITY CONTROL DATA

Project: 09217186.00/Ludlum Trail
Pace Project No.: 35333909

QC Batch: 393468 | Analysis Method: EPA 8270
QC Batch Method: EPA 3546 | Analysis Description: 8270 Solid MSSV Microwave Short Spike
Associated Lab Samples: 35333909006, 35333909015, 35333909052, 35333909059, 35333909066, 35333909071

METHOD BLANK: 2142164 | Matrix: Solid
Associated Lab Samples: 35333909006, 35333909015, 35333909052, 35333909059, 35333909066, 35333909071

Parameter	Units	Blank Result	Reporting Limit	MDL	Analyzed	Qualifiers
1-Methylnaphthalene	mg/kg	0.012 U	0.033	0.012	09/19/17 14:47	
2-Methylnaphthalene	mg/kg	0.013 U	0.033	0.013	09/19/17 14:47	
Acenaphthene	mg/kg	0.012 U	0.033	0.012	09/19/17 14:47	
Acenaphthylene	mg/kg	0.010 U	0.033	0.010	09/19/17 14:47	
Anthracene	mg/kg	0.010 U	0.033	0.010	09/19/17 14:47	
Benzo(a)anthracene	mg/kg	0.0096 U	0.033	0.0096	09/19/17 14:47	
Benzo(a)pyrene	mg/kg	0.0039 U	0.033	0.0039	09/19/17 14:47	
Benzo(b)fluoranthene	mg/kg	0.025 U	0.033	0.025	09/19/17 14:47	
Benzo(g,h,i)perylene	mg/kg	0.012 U	0.033	0.012	09/19/17 14:47	
Benzo(k)fluoranthene	mg/kg	0.0071 U	0.033	0.0071	09/19/17 14:47	
Chrysene	mg/kg	0.012 U	0.033	0.012	09/19/17 14:47	
Dibenz(a,h)anthracene	mg/kg	0.017 U	0.033	0.017	09/19/17 14:47	
Fluoranthene	mg/kg	0.011 U	0.033	0.011	09/19/17 14:47	
Fluorene	mg/kg	0.015 U	0.033	0.015	09/19/17 14:47	
Indeno(1,2,3-cd)pyrene	mg/kg	0.017 U	0.033	0.017	09/19/17 14:47	
Naphthalene	mg/kg	0.011 U	0.033	0.011	09/19/17 14:47	
Phenanthrene	mg/kg	0.012 U	0.033	0.012	09/19/17 14:47	
Pyrene	mg/kg	0.017 U	0.033	0.017	09/19/17 14:47	
2-Fluorobiphenyl (S)	%	94	32-129		09/19/17 14:47	
Nitrobenzene-d5 (S)	%	81	16-123		09/19/17 14:47	
Terphenyl-d14 (S)	%	110	38-138		09/19/17 14:47	

LABORATORY CONTROL SAMPLE: 2142165

Parameter	Units	Spike Conc.	LCS Result	LCS % Rec	% Rec Limits	Qualifiers
1-Methylnaphthalene	mg/kg	1.7	1.5	88	27-123	
2-Methylnaphthalene	mg/kg	1.7	1.4	84	16-137	
Acenaphthene	mg/kg	1.7	1.5	91	37-120	
Acenaphthylene	mg/kg	1.7	1.5	93	41-120	
Anthracene	mg/kg	1.7	1.5	90	45-120	
Benzo(a)anthracene	mg/kg	1.7	1.4	84	44-120	
Benzo(a)pyrene	mg/kg	1.7	1.5	88	44-123	
Benzo(b)fluoranthene	mg/kg	1.7	1.5	88	37-124	
Benzo(g,h,i)perylene	mg/kg	1.7	1.6	95	42-125	
Benzo(k)fluoranthene	mg/kg	1.7	1.8	106	44-126	
Chrysene	mg/kg	1.7	1.7	102	45-120	
Dibenz(a,h)anthracene	mg/kg	1.7	1.5	92	43-124	
Fluoranthene	mg/kg	1.7	1.6	94	45-120	
Fluorene	mg/kg	1.7	1.5	91	42-120	
Indeno(1,2,3-cd)pyrene	mg/kg	1.7	1.5	92	43-123	

Results presented on this page are in the units indicated by the "Units" column except where an alternate unit is presented to the right of the result.

REPORT OF LABORATORY ANALYSIS

This report shall not be reproduced, except in full,
without the written consent of Pace Analytical Services, LLC.

Pace Analytical Services, LLC
3610 Park Central Blvd N
Pompano Beach, FL 33064
954-582-4300

QUALITY CONTROL DATA

Project: 09217186.00/Ludlum Trail
Pace Project No.: 35333909

LABORATORY CONTROL SAMPLE: 2142165

Parameter	Units	Spike Conc.	LCS Result	LCS % Rec	% Rec Limits	Qualifiers
Naphthalene	mg/kg	1.7	1.4	82	40-120	
Phenanthrene	mg/kg	1.7	1.6	93	36-125	
Pyrene	mg/kg	1.7	1.6	93	41-123	
2-Fluorobiphenyl (S)	%			97	32-129	
Nitrobenzene-d5 (S)	%			90	16-123	
Terphenyl-d14 (S)	%			106	38-138	

MATRIX SPIKE & MATRIX SPIKE DUPLICATE: 2142298 2142299

Parameter	Units	35333909064 Result	MS Spike Conc.	MSD Spike Conc.	MS Result	MSD Result	MS % Rec	MSD % Rec	% Rec Limits	RPD	Max RPD	Qual
1-Methylnaphthalene	mg/kg				1.3	1.3				0	40	
2-Methylnaphthalene	mg/kg				1.3	1.3				0	40	
Acenaphthene	mg/kg				1.4	1.3				2	40	
Acenaphthylene	mg/kg				1.4	1.4				3	40	
Anthracene	mg/kg				1.3	1.3				1	40	
Benzo(a)anthracene	mg/kg				1.3	1.2				4	40	
Benzo(a)pyrene	mg/kg				1.3	1.3				5	40	
Benzo(b)fluoranthene	mg/kg				1.4	1.3				6	40	
Benzo(g,h,i)perylene	mg/kg				1.4	1.4				2	40	
Benzo(k)fluoranthene	mg/kg				1.6	1.5				5	40	
Chrysene	mg/kg				1.5	1.5				3	40	
Dibenz(a,h)anthracene	mg/kg				1.4	1.3				5	40	
Fluoranthene	mg/kg				1.4	1.4				3	40	
Fluorene	mg/kg				1.4	1.3				3	40	
Indeno(1,2,3-cd)pyrene	mg/kg				1.4	1.3				2	40	
Naphthalene	mg/kg				1.3	1.2				1	40	
Phenanthrene	mg/kg				1.4	1.4				2	40	
Pyrene	mg/kg				1.4	1.4				3	40	
2-Fluorobiphenyl (S)	%						83	83	32-129			
Nitrobenzene-d5 (S)	%						73	73	16-123			
Terphenyl-d14 (S)	%						85	86	38-138			

Results presented on this page are in the units indicated by the "Units" column except where an alternate unit is presented to the right of the result.

REPORT OF LABORATORY ANALYSIS

This report shall not be reproduced, except in full,
without the written consent of Pace Analytical Services, LLC.