

I'm Going to Camp Owaissa Bauer!


A Social Narrative about Visiting my Neighborhood Park

Note to Park Guest

MIAMI-DADE COUNTY
PARKS, RECREATION
AND OPEN SPACES

The mission of the *Miami-Dade County Parks, Recreation and Open Spaces Department (M-D PROS)* is Connecting People and Parks for Life. I can use this social narrative as a guide to assist my visit to Owaissa Bauer Park. By reading this story, I can become familiar with the park amenities and have enjoyable recreational, natural, and cultural experiences. It is a good idea to check the weather in advance and pack a bag with the necessary supplies: *sunscreen, bug spray, change of clothes, snacks, and a refillable water bottle.*

**Welcome to Camp Owaissa Bauer.
We hope to see you soon!**




Disclaimer to Park Guest

Camp Owaissa Bauer, is a special activity area designed for large-group camping located near Homestead, Florida. The camp is available to organized groups for field trips and overnight camping by reservation only. Campers can sleep in cabins or tents! This campground is an ideal place for group retreats, camps, family reunions, scout retreats, school field trips, meetings, weddings and/or receptions, kid's parties, pool parties, and more. For more information, I can call 305-247-6016 or visit <https://www.miamidade.gov/parks/owaissa-bauer-camp.asp> .

This is My Neighborhood Park!



An Adventure Story about
Visiting Camp Owaissa
Bauer




Getting to the Park

I can walk, ride a bike, ride in a car, take specialized transportation services (STS), or take a bus to get to the park.









For more information, I can visit:

<https://www.miamidade.gov/global/transportation/home.page>



These are the Amenities at my Park

These are some of the amenities, services, courts, sports, and activities that are provided by my park:

Basketball Courts 	Campground 	Multipurpose Field 	Nature Center 
Nature Trails 	Pool 	Volleyball Court 	Restroom and Waterfountain 

This is the Basketball Court at my Park

This is where I can play basketball. I can bring a *basketball* and choose to play by myself, practice drills, or play with others. The basketball court can be used by many players at the same time and can be **loud**.



This is the Campground at my Park

This is the Camp Owaissa Bauer Campground. The Campground is around many native plants, trees, and pinelands. There are 9 cabins available for overnight stays. The cabins have a dining area and kitchen and some even have air conditioning. There is a bathhouse and a pool. If I am interested in reserving a cabin I can visit <https://www.miamidade.gov/parks/owaissa-bauer-camp> .



This is the Multipurpose field at my Park

This is a large grass field where I can play different sports like softball, baseball, football, capture the flag, and more! There is not a lot of shade so I *should* remember to hydrate while playing with others.



This is the Nature Center at my Park

When I walk into the nature center, I can see trails connecting the park. I can ask staff questions about the environment and the landscape. The Nature Center offers guided tours, educational programs, a campfire ring, and nature-based camps.



These are the Nature Trails at my Park

These trails are beautiful and relaxing. I can see native plants and wild animals. Walking on the trail is a great way to stay active. To stay safe, I *should* drink water along the way and **watch** my step. There are safety and information signs along the trails for me to **read**.



This is the Pool at my Park

This is where people come to stay cool and play. I can swim and practice skills or just have fun. The water temperature is comfortable all year-round. The pool *rules* are posted by the deck. The lifeguard keeps all pool visitors *safe* and I should **listen** to them. To enter the pool, I can use the steps. The pool lift is available for people with physical limitations.



This is the Restroom at my Park

There are restrooms located throughout the park. The toilet may be **loud** when I flush. After I wash my hands, I can dry my hands using a hand dryer. The hand dryer can be **loud**.



This is the Thor Guard System at my Park

This is the lightning detection system at my park. It may make **loud** sounds, horns, and flashlights when there is a storm nearby. If I hear a 15-second horn with a **flashing light** on top of a building, I must go indoors or seek shelter. When I hear 3 five-second horn blasts, I can go outside and continue playing. If I need *help*, I can always ask a staff member.



LIGHTNING WARNING

LIGHTNING IS A SEVERE HAZARD THAT MUST BE VIEWED SERIOUSLY. EVERYONE SHOULD IMMEDIATELY SEEK SHELTER ANY TIME THEY BELIEVE LIGHTNING THREATENS THEM, EVEN IF A SIGNAL HAS **NOT** BEEN SOUNDED.

YOU WILL BE WARNED BY OUR **THOR GUARD LIGHTNING PREDICTION SYSTEM**, WHICH SOUNDS **ONE** 15 SECOND BLAST OF THE HORN SIGNALING SUSPENSION OF ALL ACTIVITIES (IF EQUIPPED, A STROBE LIGHT WILL BEGIN FLASHING AND REMAIN FLASHING UNTIL SAFE CONDITIONS RETURN). YOU SHOULD IMMEDIATELY SEEK AN APPROPRIATE, SAFE SHELTER.

YOU MAY RESUME ACTIVITIES ONLY AFTER **THREE** 5 SECOND BLASTS OF THE HORN ARE SOUNDED AND THE STROBE LIGHT, IF EQUIPPED, STOPS FLASHING.

IF YOU REMAIN OUTDOORS AFTER THE WARNING IS ISSUED, YOU DO SO AT YOUR OWN RISK!!!

LIGHTNING SAFETY TIPS

SEEK

- Large Buildings
- Lightning Shelters
- Automobiles/Trucks
- Tunnels With No Standing Water

AVOID

- Open Areas
- Water
- Tall Trees
- Metal Fences
- Overhead Wires and Power Lines
- High Ground Areas
- Telephones & Cellular Phones
- Radios
- Small, Unprotected Shelters

When one of the above is not available Seek...

- Dense Woods
- Low Lying Areas

This is the Volleyball Court at my Park

The volleyball court is rectangular with a net that divides the court into equal halves. This is where I can play volleyball. If I want to play, I *should* bring a volleyball. This is a fun and exciting game that can get competitive. If others are playing I should ask if I can join them!



This is the Water Fountain at my Park

There are water fountains located throughout the park. This is where I can refill my water bottle or drink water if I am thirsty. I should remember to stay hydrated.



Goodbye!
My visit is over.
I enjoyed myself and all
the amenities at the park.

I'll be back soon!

We hope you enjoyed
"I'm Going to Camp Owaissa Bauer"
By your *Parks, Recreation and
Open Spaces* Professional!

Remember to visit <https://www.miamidadeparks.com/> for more information.

To request materials in accessible format, sign language interpreters, CART and/or any accommodation to participate in any Miami-Dade, Parks, Recreation and Open Spaces sponsored program or meeting, contact Gisel Prado, 305-755-7848 or Gisel.Prado@miamidade.gov, at least 7 days in advance to initiate your request. TTY users may also call 711 (Florida Relay Service).