

I'm Going to Tropical Park!


A Social Narrative about Visiting My Neighborhood Park

Note to Park Guest

MIAMI-DADE COUNTY
PARKS, RECREATION
AND OPEN SPACES

The mission of the *Miami-Dade County Parks, Recreation and Open Spaces Department (M-D PROS)* is Connecting People and Parks for Life. I can use this social narrative as a guide to assist my visit to Tropical Park. By reading this story, I can become familiar with the park amenities and have enjoyable recreational, natural, and cultural experiences. The park is open from sunrise to sunset and provides a variety of outdoor spaces for me to explore. It is a good idea to check the weather in advance and pack a bag with the necessary supplies: *sunscreen, bug spray, change of clothes, snacks, and a refillable water bottle.*


Welcome to Tropical Park.
We hope to see you soon!



This is My Neighborhood Park!



An Adventure Story about
Visiting Tropical Park




Getting to the Park

I can walk, ride a bike, ride in a car, take specialized transportation services (**STS**), or take a bus to get to the park.














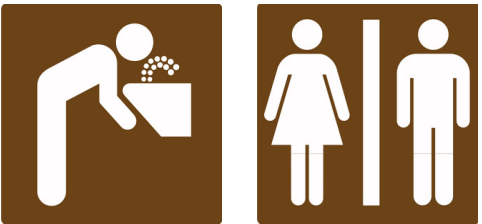
For more information, I can visit:

<https://www.miamidade.gov/global/transportation/home.page>



These are the Amenities at my Park

These are some of the amenities, services, courts, sports, and activities that are provided by my park:

<div>Baseball Field</div> <div></div>	<div>Equestrian Center</div> <div></div>	<div>Nature Trail</div> <div></div>	<div>Racquetball Court</div> <div></div>
<div>Basketball Courts</div> <div></div>	<div>Fitness Zone</div> <div></div>	<div>Picnic Shelter</div> <div></div>	<div>Soccer Field</div> <div></div>
<div>Cultural Center</div> <div></div>	<div>Football Field</div> <div></div>	<div>Playground</div> <div></div>	<div>Softball Field</div> <div></div>
	<div>Tennis Court</div> <div></div>	<div>Water Fountains and Restroom</div> <div></div>	

This is the Bark Park at my Park

The bark park is where people bring their dogs to play and walk around. I can see the different dog breeds run. Some dogs even go over obstacles! If I want to *pet* a dog, I should first ask the owner if it's okay. The bark park can be **loud** at times.



This is the Baseball Field at my Park

The baseball field is diamond-shaped. The surface is made out of grass and clay and has three bases and one home plate. This is where I can practice and play baseball. If I want to play, I can bring a *helmet*, *glove*, and *bat*. If others are playing, I can ask if they need another player! This is a fun and exciting game that can get **loud** at times when cheering.



This is the Basketball Court at my Park

This is where I can play basketball. The court has a rectangular shape with baskets at each end. I can bring a *basketball* and choose to play by myself, practice drills, or play with others. The basketball court can be used by many players at the same time and can be **loud**.



This is the Cultural Arts Center at my Park

The Cultural Arts Center is where art and galleries can be exhibited. Many of the artworks on display are not to be *touched* therefore I have to read the posted signs. The black box theater can get **dark** and **noisy** during plays or concerts. I can go out if I need a quiet place. If I want to see a show or have any questions, I can visit <https://miamidadearts.org/westchester-cultural-arts-center>



This is the Equestrian Center at my Park

The Equestrian Center is where I can attend Equestrian events and shows. These shows can get **loud** and are attended by *many* people. Here I can see different horse breeds exhibitions and competitions. The horses jump through obstacle courses and demonstrate the different horse gaits: walk, trot, canter, and gallop. If I am attending an equestrian event, it might be a good idea to arrive early to make sure I have a seat with a good view of the stage. For more information, I can visit <https://www.miamidade.gov/parks/tropical.asp>.



This is the Fitness Zone at my Park

The fitness zone is where people go to exercise in the park. The machines have different uses, and all use my own body weight. To use the fitness zone I should be careful when performing these exercises, **wait** for my turn, and **read** the descriptions first.



This is the Football Field at my Park

The football field is large and rectangular, with grass and white lines. There is a goalpost on each side of the field. It might be a good idea to bring my own *ball* so I can practice catching and throwing with a partner. When I play football, I may **bump** into other players to catch the ball. I can also watch football games from the stands. Football games can be **loud**.



These are the Nature Trail at my Park

These trails are beautiful and relaxing. I can see native plants and wild animals. Walking on the trails is a great way to stay active. To stay safe, I *should* drink water along the way and **watch** my step. There are safety and information signs along the trails for me to **read**.



This is the Picnic Shelter at my Park

This is where I can go for special events, celebrations, and gatherings. I can *bring* food, drinks, and games. Celebrations can be **loud** and might be attended by many people.

If I want to use one of the shelters, I can make a reservation using Miami-Dade County Park Link.

<https://www.miamidadeparks.com/>



This is the Playground at my Park

The playground is colorful. I can climb, swing, and slide down. I can play by myself and with other children. To be **safe**, I *should* **wait** for my turn and drink water to stay hydrated.



This is the Racquetball Court at my Park

Here I can play the sport of racquetball by myself or with others. It might be a good idea to bring my own *racquetball* and *racquet*. This sport is **fast** and **fun**! I should stay hydrated.



This is the Restroom at my Park

There are restrooms located throughout the park. The toilet may be **loud** when I flush. After I wash my hands, I can dry my hands using a hand dryer. The hand dryer can be **loud**.



This is the Soccer Field at my Park

The soccer field is large and rectangular, with grass and white lines. There is a soccer goal on each side of the pitch. I can bring a soccer ball to practice passing, dribbling, and shooting with a partner or by myself. I can watch others play from the stands and *cheer* for a team. Soccer games can be **loud** and the lights can be **bright**.



This is the Softball Field at my Park

The softball field is diamond-shaped and made out of grass and clay. It has three bases and one home plate. The softball field is where I can practice and play softball. If I want to play, I can bring a *helmet*, *glove*, and *bat*. If others are playing I can ask to see if they need another player! This is a fun and exciting game that sometimes gets **loud** when cheering.



This is the Tennis Court at my Park

The tennis court is rectangular and blue. It has white lines and a net. To play tennis, I can bring a *racket* and a *ball*. I can play tennis with a partner and practice hitting the ball with the racket across the net. I can get more information about using the tennis court by calling (786)-613-9529.



This is the Thor Guard System at my Park

The Thor Guard System at my park is the lightning detection system. It may make **loud sounds** and flashlights when there is a storm nearby. If I hear a 15-second horn blast with a **flashing** light on top of a building, I must go indoors or seek shelter. When I hear 3 five-second horn blasts, I can go outside and continue playing. If I need *help* I can always ask a staff member.



This is the Track and Field at my Park

This is where I can come to run and practice other skills. It might be a good idea to wear running shoes or spikes when on the track. I should be careful when running because there's not a lot of shade. I should remember to **hydrate** throughout the activity and be mindful of others running.



This is the Water Fountain at my Park

There are water fountains located throughout the park. This is where I can refill my water bottle or drink water if I am thirsty. I *should* remember to stay hydrated.



Goodbye!
My visit is over.
I enjoyed myself and all
the amenities at the park.

I'll be back soon!

We hope you enjoyed
“I’m Going to Tropical Park”
By your *Parks, Recreation and
Open Spaces* Professional!

Remember to visit <https://www.miamidadeparks.com/> for more
information.

To request materials in accessible format, sign language
interpreters, CART and/or any accommodation to participate in any
Miami-Dade, Parks, Recreation and Open Spaces sponsored
program or meeting, contact Gisel Prado, 305-755-7848 or
Gisel.Prado@miamidade.gov, at least 7 days in advance to initiate
your request. TTY users may also call 711 (Florida Relay Service).