

# Scorecard - Finance Department

## Information
















Name: Finance Department

Description: n/a

Domain: Finance

Owners: Padron, Blanca (FIN)

## Details

















		As Of		Actual	Target		FYTD Actual	FYTD Target																																	
Customer																																									
Monitor and report timely payment of invoices																																									
Miami-Dade County: AP Aging (30 Days)	'16 FQ1	▼		68.67% (44,141.00 / 64,278.00)	70.00% ▼		68.67% (44,141.00 / 64,278.00)	70.00%																																	
Miami-Dade County: AP Aging (45 Days)	'16 FQ1	▼		87.69% (56,364.00 / 64,278.00)	90.00% ▼		87.69% (56,364.00 / 64,278.00)	90.00%																																	
Financial																																									
Meet Budget Targets (Finance)																																									
Expen: Total (Finance) (Annual budget divided by quarters)	'16 FQ1	▲		\$9,353K	\$11,011K ▲		\$9,353K	\$11,011K																																	
Revenue: Total (Finance) (Annual budget divided by quarters)	'16 FQ1	▲		\$13,155K	\$11,011K ▲		\$13,155K	\$11,011K																																	
Sound asset management and financial investment strategies - Cash Management																																									
Maximize Earnings on County Investments (target to surpass 180-Day Avg. Return of T-Bill)	Dec '15	▲		0.42%	0.23% ▲		0.41%	0.17%																																	
Compliance with Investment Policy and Guidelines	'16 FQ1	▲		100%	100% ▲		100%	100%																																	
Tax Collector Distributions per Florida § 197.383																																									
Total Number of Distributions	Dec '15	▲		5	4 ▲		14	13																																	
Property Tax Distributions	Dec '15	▲		3	2 ▲		6	5																																	
Local Business Tax Distributions	Dec '15	▲		1	1 ▲		3	3																																	
Convention & Tourist Tax Distributions	Dec '15	▲		1	1 ▲		3	3																																	
Bank Interest Distributions	Dec '15	▲		0	0 ▲		1	1																																	
Propety Tax Installment Distributions	Dec '15	▲		0	0 ▲		1	1																																	
Improve Collections Assigned (FIN)																																									
Collection of Delinquent Receivables (Countywide)	'16 FQ1	▼		\$2,925,220	\$2,984,625 ▼		\$2,925,220	\$2,984,625																																	
Monitor Countywide Bond Ratings																																									
Debt Service Payments	'16 FQ1	▲		100%	100% ▲		100%	100%																																	
Internal																																									
Cohesive, standardized countywide financial systems and processes - Finance																																									
<table><tr><th>Initiative Name</th><th>Type</th><th>As Of</th><th>Status</th><th></th><th></th><th></th><th></th><th></th><th>%</th><th>Owners</th></tr><tr><td>ERP Project Planning - 5 Years Project</td><td></td><td>7/2/2015</td><td>In Progress</td><td></td><td></td><td></td><td></td><td></td><td>15%</td><td>Padron, Blanca (FIN)</td></tr><tr><td>IWA - Workflow Initiative</td><td></td><td>7/1/2015</td><td>In Progress</td><td></td><td></td><td></td><td></td><td></td><td>50%</td><td>White, Connie (FIN)</td></tr></table>									Initiative Name	Type	As Of	Status						%	Owners	ERP Project Planning - 5 Years Project		7/2/2015	In Progress						15%	Padron, Blanca (FIN)	IWA - Workflow Initiative		7/1/2015	In Progress						50%	White, Connie (FIN)
Initiative Name	Type	As Of	Status						%	Owners																															
ERP Project Planning - 5 Years Project		7/2/2015	In Progress						15%	Padron, Blanca (FIN)																															
IWA - Workflow Initiative		7/1/2015	In Progress						50%	White, Connie (FIN)																															
Learning and Growth																																									
Filled/Vacancy Report - Finance																																									
Positions: Full-Time Filled (FIN)	'16 FQ1	▼		307 (351 - 351)	351 ▼		307	351 (351 - 351)																																	
Part-Time Internship Participation (Various Universities)	'16 FQ1	▲		7	7 ▲		7	7																																	

# Business Plan Report - Finance Department

Scorecard	Description					Owners
Finance Department						Padron, Blanca (FIN)
Customer						
Objective	Description					Owners
Monitor and report timely payment of invoices						Padron, Blanca (FIN); Diaz, Dania (FIN)
Grandparent Objectives	Description					Owners
ED4 Entrepreneurial development opportunities within Miami-Dade County						Miami-Dade County
Parent Objectives	Description					Owners
ED4-2 Create a business friendly environment						Miami-Dade County
Measures Linked to Objective		Period	Actual	Target	Variance	Owners
Miami-Dade County: AP Aging (30 Days)	☒	'16 FQ1	68.67% 44,141.00 / 64,278.00	70.00%	-1.33%	Jimenez, Luis (FIN); Latchman, Chandrapattie (FIN)
<div> <p><b>☒ ↑ Miami-Dade County: AP Aging (30 Days)</b></p> <p>The chart displays the AP Aging (30 Days) performance for Miami-Dade County. The Y-axis represents the percentage, ranging from 0 to 60. The X-axis shows the periods from '15 FQ1 to '17 FQ4. The legend indicates that grey bars represent Actual values, a solid green line represents the Target, and a dashed blue line represents the Trend. The Actual values for '15 FQ1, '15 FQ3, and '16 FQ1 are approximately 68.67%, 68.67%, and 68.67% respectively. The Target is set at 70.00%.</p> </div>						
Child Measures		Period	Actual	Target	Variance	Owners
Animal Services: AP Aging (30 Days)	▲	'16 FQ1	85.01% (607.00 / 714.00)	70.00%	15.01%	Latchman, Chandrapattie (FIN); Jimenez, Luis (FIN)
Audit & Management: AP Aging (30 Days)	▲	'16 FQ1	75.00% (3.00 / 4.00)	70.00%	5.00%	Jimenez, Luis (FIN); Latchman, Chandrapattie (FIN)
Community Action & Human Serv: AP Aging (30 Days)	▲	'16 FQ1	89.88% (2,905.00 / 3,232.00)	70.00%	19.88%	Latchman, Chandrapattie (FIN); Jimenez, Luis (FIN)
Communications: AP Aging (30 Days)	▲	'16 FQ1	94.33% (283.00 / 300.00)	70.00%	24.33%	Latchman, Chandrapattie (FIN); Jimenez, Luis (FIN)
Corrections & Rehabilitation: AP Aging (30 Days)	▲	'16 FQ1	72.11% (1,999.00 / 2,772.00)	70.00%	2.11%	Latchman, Chandrapattie (FIN); Jimenez, Luis (FIN)
Cultural Affairs: AP Aging (30 Days)	▲	'16 FQ1	87.86% (738.00 / 840.00)	70.00%	17.86%	Latchman, Chandrapattie (FIN); Jimenez, Luis (FIN)
Elections: AP Aging (30 Days)	▲	'16 FQ1	92.88% (248.00 / 267.00)	70.00%	22.88%	Jimenez, Luis (FIN); Latchman, Chandrapattie (FIN)
Finance: AP Aging (30 Days)	▲	'16 FQ1	94.27% (691.00 / 733.00)	70.00%	24.27%	Latchman, Chandrapattie (FIN); Jimenez, Luis (FIN)



**Business Plan Report - Finance Department**

Fire Rescue: AP Aging (30 Days)		'16 FQ1	64.43% (2,505.00 / 3,888.00)	70.00%	-5.57%	Jimenez, Luis (FIN); Latchman, Chandrapattie (FIN)
Human Resources: AP Aging (30 Days)		'16 FQ1	82.66% (267.00 / 323.00)	70.00%	12.66%	Jimenez, Luis (FIN); Latchman, Chandrapattie (FIN)
Information Technology: AP Aging (30 Days)		'16 FQ1	77.93% (1,165.00 / 1,495.00)	70.00%	7.93%	Jimenez, Luis (FIN); Latchman, Chandrapattie (FIN)
Internal Services: AP Aging (30 Days)		'16 FQ1	51.57% (8,920.00 / 17,298.00)	70.00%	-18.43%	Jimenez, Luis (FIN); Latchman, Chandrapattie (FIN)
Library: AP Aging (30 Days)		'16 FQ1	53.86% (614.00 / 1,140.00)	70.00%	-16.14%	Jimenez, Luis (FIN); Latchman, Chandrapattie (FIN)
Medical Examiner: AP Aging (30 Days)		'16 FQ1	95.63% (197.00 / 206.00)	70.00%	25.63%	Latchman, Chandrapattie (FIN); Jimenez, Luis (FIN)
Metropolitan Planning Organization: AP Aging (30 Days)		'16 FQ1	97.87% (46.00 / 47.00)	70.00%	27.87%	Latchman, Chandrapattie (FIN); Jimenez, Luis (FIN)
Office of Management & Budget: AP Aging (30 Days)		'16 FQ1	88.14% (1,851.00 / 2,100.00)	70.00%	18.14%	Latchman, Chandrapattie (FIN); Jimenez, Luis (FIN)
Parks & Recreation: AP Aging (30 Days)		'16 FQ1	54.85% (5,046.00 / 9,199.00)	70.00%	-15.15%	Latchman, Chandrapattie (FIN); Jimenez, Luis (FIN)
Police : AP Aging (30 Days)		'16 FQ1	86.23% (1,472.00 / 1,707.00)	70.00%	16.23%	Jimenez, Luis (FIN); Latchman, Chandrapattie (FIN)
Pub Works & Waste Management: AP Aging (30 Days)		'16 FQ1	84.67% (3,252.00 / 3,841.00)	70.00%	14.67%	Latchman, Chandrapattie (FIN); Jimenez, Luis (FIN)
Public Housing & Community Development: AP Aging (30 Days)		'16 FQ1	50.00% (1.00 / 2.00)	70.00%	-20.00%	Jimenez, Luis (FIN); Latchman, Chandrapattie (FIN)
Regulatory & Economic Resources: AP Aging (30 Days)		'16 FQ1	92.65% (1,575.00 / 1,700.00)	70.00%	22.65%	Latchman, Chandrapattie (FIN); Jimenez, Luis (FIN)
Seaport: AP Aging (30 Days)		'16 FQ1	81.53% (1,108.00 / 1,359.00)	70.00%	11.53%	Jimenez, Luis (FIN); Latchman, Chandrapattie (FIN)
Transit: AP Aging (30 Days)		'16 FQ1	70.90% (5,036.00 / 7,103.00)	70.00%	0.90%	Latchman, Chandrapattie (FIN); Jimenez, Luis (FIN)
All Other: AP Aging (30 Days)		'16 FQ1	90.17% (3,550.00 / 3,937.00)	70.00%	20.17%	Jimenez, Luis (FIN); Latchman, Chandrapattie (FIN)

# Business Plan Report - Finance Department

Miami-Dade County: AP Aging (45 Days)

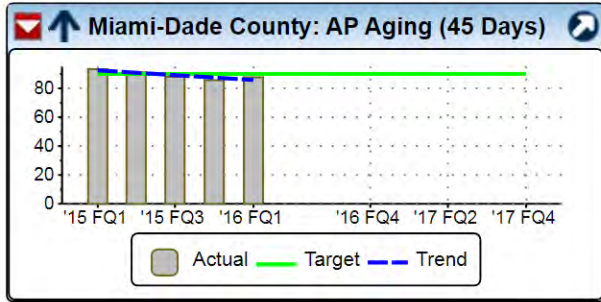


'16 FQ1

87.69%  
56,364.00 / 64,278.00

90.00%

-2.31% Jimenez, Luis (FIN);  
Latchman, Chandrapattie (FIN)



Child Measures		Period	Actual	Target	Variance	Owners
Finance: AP Aging (45 Days)	▲	'16 FQ1	99.18% (727.00 / 733.00)	90.00%	9.18%	Latchman, Chandrapattie (FIN); Jimenez, Luis (FIN)
Animal Services: AP Aging (45 Days)	▲	'16 FQ1	98.88% (706.00 / 714.00)	90.00%	8.88%	Latchman, Chandrapattie (FIN); Jimenez, Luis (FIN)
Audit & Management: AP Aging (45 Days)	▲	'16 FQ1	100.00% (4.00 / 4.00)	90.00%	10.00%	Latchman, Chandrapattie (FIN); Jimenez, Luis (FIN)
Community Action & Human Serv: AP Aging (45 Days)	▲	'16 FQ1	97.37% (3,147.00 / 3,232.00)	90.00%	7.37%	Latchman, Chandrapattie (FIN); Jimenez, Luis (FIN)
Communications: AP Aging (45 Days)	▲	'16 FQ1	98.67% (296.00 / 300.00)	90.00%	8.67%	Jimenez, Luis (FIN); Latchman, Chandrapattie (FIN)
Corrections & Rehabilitation: AP Aging (45 Days)	▲	'16 FQ1	91.23% (2,529.00 / 2,772.00)	90.00%	1.23%	Jimenez, Luis (FIN); Latchman, Chandrapattie (FIN)
Cultural Affairs: AP Aging (45 Days)	▲	'16 FQ1	95.12% (799.00 / 840.00)	90.00%	5.12%	Jimenez, Luis (FIN); Latchman, Chandrapattie (FIN)
Elections: AP Aging (45 Days)	▲	'16 FQ1	99.25% (265.00 / 267.00)	90.00%	9.25%	Latchman, Chandrapattie (FIN); Jimenez, Luis (FIN)
Human Resources: AP Aging (45 Days)	▲	'16 FQ1	94.12% (304.00 / 323.00)	90.00%	4.12%	Jimenez, Luis (FIN); Latchman, Chandrapattie (FIN)
Information Technology: AP Aging (45 Days)	▲	'16 FQ1	95.52% (1,428.00 / 1,495.00)	90.00%	5.52%	Latchman, Chandrapattie (FIN); Jimenez, Luis (FIN)
Internal Services: AP Aging (45 Days)	▼	'16 FQ1	83.51% 14,446.00 / 17,298.00	90.00%	-6.49%	Jimenez, Luis (FIN); Latchman, Chandrapattie (FIN)
Juvenile Services: AP Aging (45 Days)	▲	'16 FQ1	100.00% (95.00 / 95.00)	90.00%	10.00%	Latchman, Chandrapattie (FIN); Jimenez, Luis (FIN)
Library: AP Aging (45 Days)	▼	'16 FQ1	79.65% (908.00 / 1,140.00)	90.00%	-10.35%	Latchman, Chandrapattie (FIN); Jimenez, Luis (FIN)
Medical Examiner: AP Aging (45 Days)	▲	'16 FQ1	99.51% (205.00 / 206.00)	90.00%	9.51%	Jimenez, Luis (FIN); Latchman, Chandrapattie (FIN)



## Business Plan Report - Finance Department


Metropolitan Planning Organization: AP Aging (45 Days)		'16 FQ1	100.00% (47.00 / 47.00)	90.00%	10.00%	Latchman, Chandrapattie (FIN); Jimenez, Luis (FIN)
Office of Management & Budget: AP Aging (45 Days)		'16 FQ1	97.29% (2,043.00 / 2,100.00)	90.00%	7.29%	Latchman, Chandrapattie (FIN); Jimenez, Luis (FIN)
Parks & Recreation: AP Aging (45 Days)		'16 FQ1	72.70% (6,688.00 / 9,199.00)	90.00%	-17.30%	Jimenez, Luis (FIN); Latchman, Chandrapattie (FIN)
Police : AP Aging (45 Days)		'16 FQ1	97.72% (1,668.00 / 1,707.00)	90.00%	7.72%	Latchman, Chandrapattie (FIN); Jimenez, Luis (FIN)
Pub Works & Waste Management: AP Aging (45 Days)		'16 FQ1	96.20% (3,695.00 / 3,841.00)	90.00%	6.20%	Jimenez, Luis (FIN); Latchman, Chandrapattie (FIN)
Public Housing & Community Development: AP Aging (45 Days)		'16 FQ1	100.00% (2.00 / 2.00)	90.00%	10.00%	Latchman, Chandrapattie (FIN); Jimenez, Luis (FIN)
Regulatory & Economic Resources: AP Aging (45 Days)		'16 FQ1	99.76% (1,696.00 / 1,700.00)	90.00%	9.76%	Jimenez, Luis (FIN); Latchman, Chandrapattie (FIN)
Seaport: AP Aging (45 Days)		'16 FQ1	95.07% (1,292.00 / 1,359.00)	90.00%	5.07%	Jimenez, Luis (FIN); Latchman, Chandrapattie (FIN)
Transit: AP Aging (45 Days)		'16 FQ1	87.89% (6,243.00 / 7,103.00)	90.00%	-2.11%	Jimenez, Luis (FIN); Latchman, Chandrapattie (FIN)
All Other: AP Aging (45 Days)		'16 FQ1	96.52% (3,800.00 / 3,937.00)	90.00%	6.52%	Jimenez, Luis (FIN); Latchman, Chandrapattie (FIN)

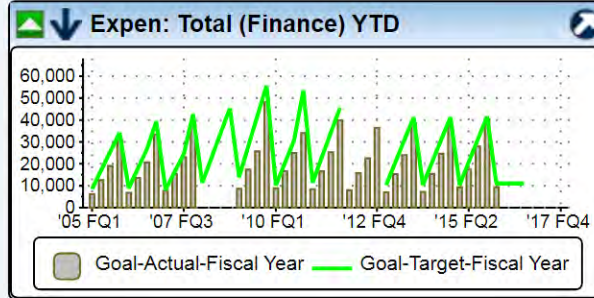
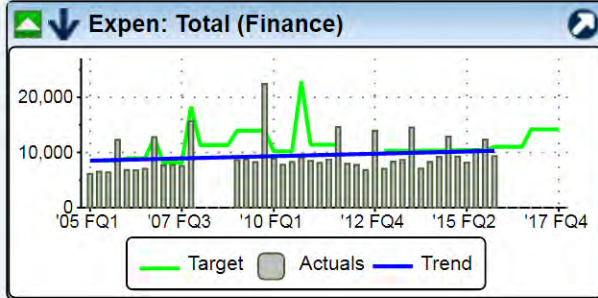
## Financial





Objective	Description	Owners
Meet Budget Targets (Finance)		Padron, Blanca (FIN); Diaz, Dania (FIN)
Grandparent Objectives	Description	Owners
GG4-2 Effectively allocate resources to meet current and future operating and capital needs		Miami-Dade County
zz_2003_Planned necessary resources to meet current and future operating and capital needs (priority outcome)	Planned necessary resources to meet current and future operating and capital needs	Admin, Admin
Parent Objectives	Description	Owners
Meet Budget Targets - Archived		Office of Management and Budget
Meet Budget Targets (All Miami-Dade County)	This is the parent objectives to all departmental "Meet Budget Targets" objective. This is the child objective to the County's Strategic Plan Objective, "GG4-2: Effectively allocate and utilize resources to meet current and future operating and capital needs."	Moon, Jennifer (OMB)




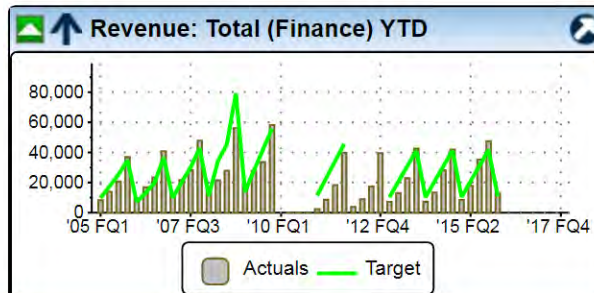
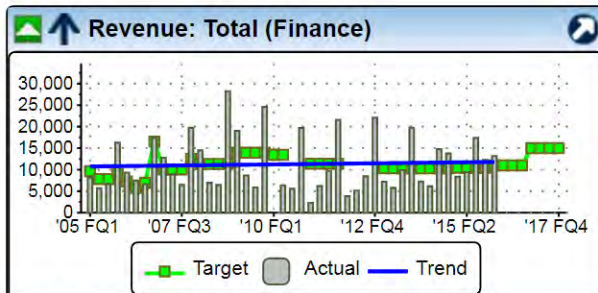
# Business Plan Report - Finance Department

Measures Linked to Objective	Period	Actual	Target	Variance	Owners
Expen: Total (Finance) (Annual budget divided by quarters) 	'16 FQ1	\$9,353K	\$11,011K	\$1,658K	Cam, Peter (FIN); Padron, Blanca (FIN)



Child Measures	Period	Actual	Target	Variance	Owners
Expenditure: Personnel Costs (FIN) 	'16 FQ1	\$7,358K	\$7,465K	n/a	Rizzo, Madelin (FIN); Padron, Blanca (FIN)
Expenditure: Other Operating (FIN) 	'16 FQ1	\$1,264K	\$1,409K	n/a	Rizzo, Madelin (FIN); Padron, Blanca (FIN)
Expenditure: Capital (FIN) 	'16 FQ1	\$35K	\$58K	\$23K	Padron, Blanca (FIN); Rizzo, Madelin (FIN)
Expenditure: Charges for County Services (FIN) 	'16 FQ1	\$462K	\$683K	n/a	Rizzo, Madelin (FIN); Padron, Blanca (FIN)
Expenditure: Court Costs (FIN) 	'16 FQ1	\$3K	\$4K	n/a	Rizzo, Madelin (FIN); Padron, Blanca (FIN)
Expenditure: Contractual Services (FIN) 	'16 FQ1	\$231K	\$390K	n/a	Rizzo, Madelin (FIN); Padron, Blanca (FIN)
Expenditure: Debt Service (FIN) 	'16 FQ1	\$0K	\$0K	n/a	Rizzo, Madelin (FIN); Padron, Blanca (FIN)
Expenditure: Distribution of Funds in Trust (FIN) 	'16 FQ1	\$0K	\$0K	n/a	Rizzo, Madelin (FIN); Padron, Blanca (FIN)
Expenditure: Depreciation, Amortization, Depletion (FIN) 	'16 FQ1	\$0K	\$0K	n/a	Rizzo, Madelin (FIN); Padron, Blanca (FIN)
Expenditure: Grants to Outside Organizations (FIN) 	'16 FQ1	\$0K	\$0K	n/a	Rizzo, Madelin (FIN); Padron, Blanca (FIN)
Expenditure: Intradepartmental Transfers (FIN) 	'16 FQ1	\$0K	\$144K	n/a	Rizzo, Madelin (FIN); Padron, Blanca (FIN)
Expenditure: Reserves (FIN) 	'16 FQ1	\$0K	\$0K	n/a	Rizzo, Madelin (FIN); Padron, Blanca (FIN)
Expenditure: Transfers Out (FIN) 	'16 FQ1	\$0K	\$858K	n/a	Rizzo, Madelin (FIN); Padron, Blanca (FIN)

Revenue: Total (Finance) (Annual budget divided by quarters) 	'16 FQ1	\$13,155K	\$11,011K	\$2,144K	Cam, Peter (FIN); Rizzo, Madelin (FIN); Padron, Blanca (FIN)
--	---------	-----------	-----------	----------	--

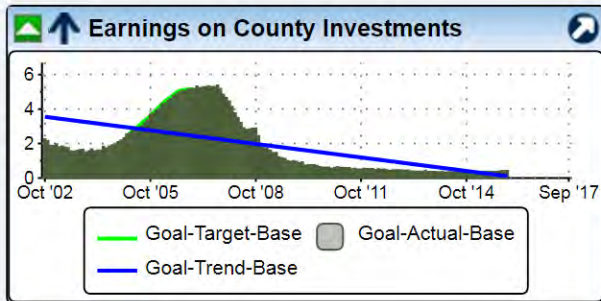


# Business Plan Report - Finance Department

Child Measures		Period	Actual	Target	Variance	Owners
Revenue: Carryover (FIN)	▲	'16 FQ1	\$6,793K	\$549K	\$6,244K	Rizzo, Madelin (FIN); Padron, Blanca (FIN)
Revenue: General Fund (FIN)	▲	'16 FQ1	\$0K	\$0K	\$0K	Rizzo, Madelin (FIN); Padron, Blanca (FIN)
Revenue: Proprietary (FIN)	▼	'16 FQ1	\$6,362K	\$10,222K	\$-3,860K	Rizzo, Madelin (FIN); Padron, Blanca (FIN)
Revenue: Federal (FIN)	▼	'16 FQ1	\$0K	\$96K	\$-96K	Rizzo, Madelin (FIN); Padron, Blanca (FIN)
Revenue: State (FIN)	▲	'16 FQ1	\$0K	\$0K	\$0K	Rizzo, Madelin (FIN); Padron, Blanca (FIN)
Revenue: Interagency/Intradepartmental (FIN)	▼	'16 FQ1	\$0K	\$144K	\$-144K	Rizzo, Madelin (FIN); Padron, Blanca (FIN)

Objective	Description	Owners
Sound asset management and financial investment strategies - Cash Management		Gomez, Mariela (FIN); Padron, Blanca (FIN)

Measures Linked to Objective		Period	Actual	Target	Variance	Owners
Maximize Earnings on County Investments (target to surpass 180-Day Avg. Return of T-Bill)	▲	Dec '15	0.42%	0.23%	0.18%	Hill, Christopher (FIN); Gomez, Mariela (FIN); Torres, Maria (FIN); Arango, Andres (FIN)



Child Measures		Period	Actual	Target	Variance	Owners
Investment Return: 180-Day Avg. Return of T-Bill		Dec '15	n/a	0.23%	n/a	Hill, Christopher (FIN); Gomez, Mariela (FIN); Torres, Maria (FIN)
Investment Return: Florida SBA Pool		Dec '15	n/a	0.36%	n/a	Hill, Christopher (FIN); Gomez, Mariela (FIN); Torres, Maria (FIN)



## Business Plan Report - Finance Department

Compliance with Investment Policy and Guidelines

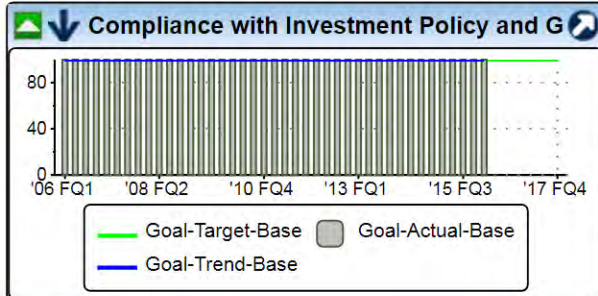


'16 FQ1

100%

100%

0% Hill, Christopher (FIN);  
Gomez, Mariela (FIN); Torres, Maria (FIN);  
Arango, Andres (FIN)



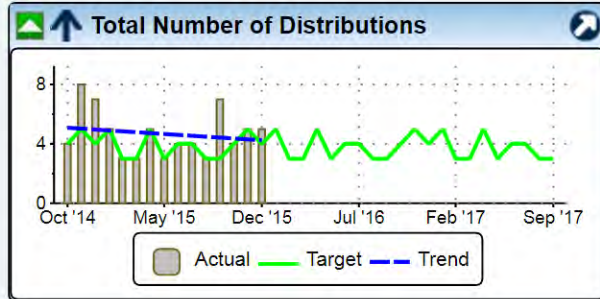
Child Measures	Period	Actual	Target	Variance	Owners
Treasuries - Cash Management	'16 FQ1	1%	n/a	n/a	Hill, Christopher (FIN); Gomez, Mariela (FIN); Torres, Maria (FIN); Arango, Andres (FIN)
Agencies - Cash Management	'16 FQ1	94%	n/a	n/a	Hill, Christopher (FIN); Gomez, Mariela (FIN); Torres, Maria (FIN); Arango, Andres (FIN)
Commercial Paper - Cash Management	'16 FQ1	3%	n/a	n/a	Hill, Christopher (FIN); Gomez, Mariela (FIN); Torres, Maria (FIN); Arango, Andres (FIN)
Banker's Acceptance - Cash Management	'16 FQ1	0%	n/a	n/a	Hill, Christopher (FIN); Gomez, Mariela (FIN); Torres, Maria (FIN); Arango, Andres (FIN)
Time Deposits - Cash Management	'16 FQ1	0%	n/a	n/a	Hill, Christopher (FIN); Gomez, Mariela (FIN); Torres, Maria (FIN); Arango, Andres (FIN)
SBA/Investment Pools - Cash Management	'16 FQ1	0%	n/a	n/a	Hill, Christopher (FIN); Gomez, Mariela (FIN); Torres, Maria (FIN); Arango, Andres (FIN)
Money Market Funds - Cash Management	'16 FQ1	1%	n/a	n/a	Hill, Christopher (FIN); Gomez, Mariela (FIN); Torres, Maria (FIN); Arango, Andres (FIN)
Repurchase Agreement - Cash Management	'16 FQ1	0%	n/a	n/a	Hill, Christopher (FIN); Gomez, Mariela (FIN); Torres, Maria (FIN); Arango, Andres (FIN)
Open/Closed End Funds - Cash Management	'16 FQ1	0%	n/a	n/a	Hill, Christopher (FIN); Gomez, Mariela (FIN); Torres, Maria (FIN); Arango, Andres (FIN)
Interest Bearing Deposit - Cash Management	'16 FQ1	2	n/a	n/a	Hill, Christopher (FIN); Torres, Maria (FIN); Arango, Andres (FIN)



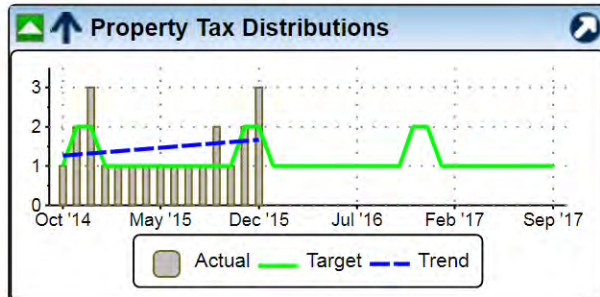
# Business Plan Report - Finance Department

Objective	Description	Owners
Tax Collector Distributions per Florida § 197.383	197.383. Distribution of Taxes. The Tax Collector will distribute taxes collected to each taxing authority at least four times during the first two months (Nov & Dec) and at least one time in all other months.  For C & T and LBT one distribution per month for all months is required	Padron, Blanca (FIN); Teintze, Jorgen (FIN)

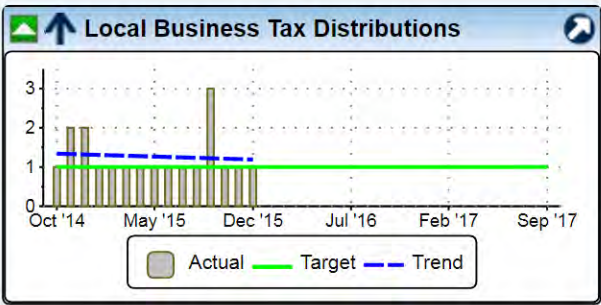
Measures Linked to Objective	Period	Actual	Target	Variance	Owners
Total Number of Distributions	Dec '15	5	4	1	Teintze, Jorgen (FIN); Royero, Gina (FIN); Saiz, Marcus; Cam, Peter (FIN)



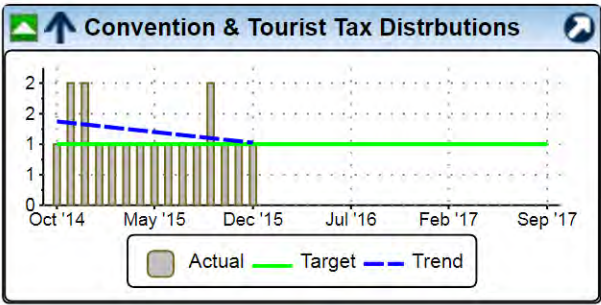
Child Measures	Period	Actual	Target	Variance	Owners
Property Tax Installment Distributions	Dec '15	0	0	0	Cam, Peter (FIN); Saiz, Marcus; Royero, Gina (FIN); Teintze, Jorgen (FIN)
Bank Interest Distributions	Dec '15	0	0	0	Cam, Peter (FIN); Teintze, Jorgen (FIN); Saiz, Marcus; Royero, Gina (FIN)
Property Tax Distributions	Dec '15	3	2	1	Cam, Peter (FIN); Teintze, Jorgen (FIN); Saiz, Marcus; Royero, Gina (FIN)
Local Business Tax Distributions	Dec '15	1	1	0	Saiz, Marcus; Teintze, Jorgen (FIN); Cam, Peter (FIN); Royero, Gina (FIN)
Convention & Tourist Tax Distributions	Dec '15	1	1	0	Teintze, Jorgen (FIN); Cam, Peter (FIN); Royero, Gina (FIN); Saiz, Marcus
Property Tax Distributions	Dec '15	3	2	1	Cam, Peter (FIN); Teintze, Jorgen (FIN); Saiz, Marcus; Royero, Gina (FIN)



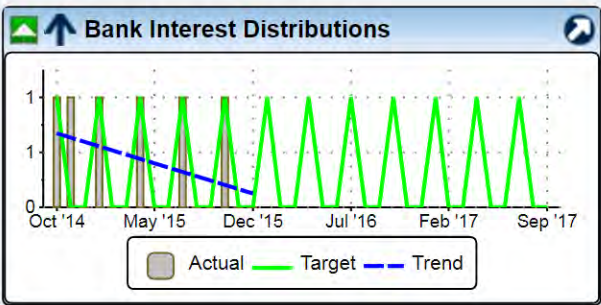
Local Business Tax Distributions		Dec '15	1	1	0 Saiz, Marcus; Teintze, Jurgan (FIN); Cam, Peter (FIN); Royero, Gina (FIN)
----------------------------------	--	---------	---	---	--



Convention & Tourist Tax Distributions		Dec '15	1	1	0 Teintze, Jurgan (FIN); Cam, Peter (FIN); Royero, Gina (FIN); Saiz, Marcus
--	--	---------	---	---	--



Bank Interest Distributions		Dec '15	0	0	0 Cam, Peter (FIN); Teintze, Jurgan (FIN); Saiz, Marcus; Royero, Gina (FIN)
-----------------------------	--	---------	---	---	--





# Business Plan Report - Finance Department

Property Tax Installment Distributions

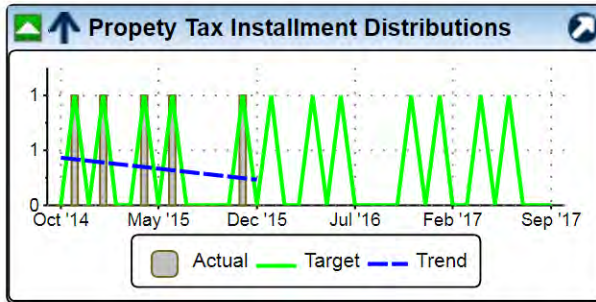


Dec '15

0

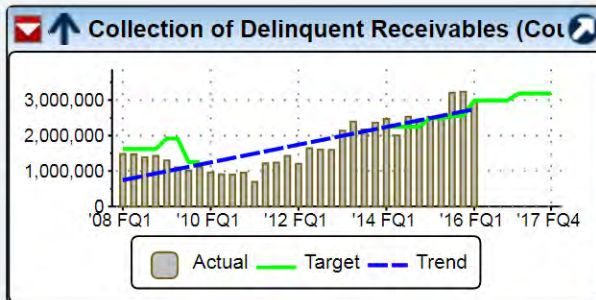
0

0 Cam, Peter (FIN); Saiz, Marcus;  
Royero, Gina (FIN); Teintze, Jurgen (FIN)



Objective	Description	Owners
Improve Collections Assigned (FIN)		Padron, Blanca (FIN); Diaz, Dania (FIN)
Grandparent Objectives	Description	Owners
GG4 Effective management practices		Miami-Dade County
Parent Objectives	Description	Owners
GG4-1 Provide sound financial and risk management		Miami-Dade County


Measures Linked to Objective	Period	Actual	Target	Variance	Owners
Collection of Delinquent Receivables (Countywide)	'16 FQ1	\$2,925,220	\$2,984,625	\$-59,405	Teintze, Jurgen (FIN); Cam, Peter (FIN); Gomez, Gerardo (FIN); Mekin, Cristina (FIN); Suarez, Dennise (FIN)



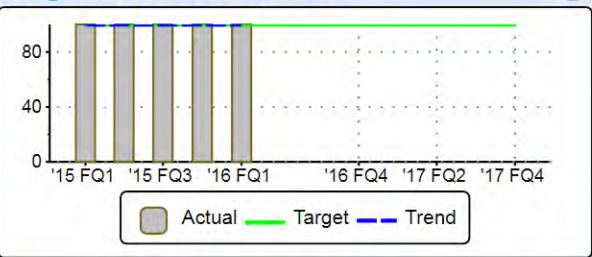


Child Measures	Period	Actual	Target	Variance	Owners
Average No. of Accounts Worked Per Day Per Collector	'16 FQ1	50	50	0	Mekin, Cristina (FIN); Teintze, Jurgen (FIN); Cam, Peter (FIN)

Objective	Description	Owners
Monitor Countywide Bond Ratings		Padron, Blanca (FIN); Diaz, Dania (FIN)






## Business Plan Report - Finance Department

Measures Linked to Objective	Period	Actual	Target	Variance	Owners
Debt Service Payments 	'16 FQ1	100%	100%	0%	Hinton, Frank; Wood, Arlesa (FIN)

 **Debt Service Payments** 


### Internal

Objective	Description							Owners
Cohesive, standardized countywide financial systems and processes - Finance								Padron, Blanca (FIN); Diaz, Dania (FIN)


Initiatives Linked to Objective	Est. Start	Est. End	Type	As Of	    	%	Status	Owners
ERP Project Planning - 5 Years Project	10/1/2014	10/1/2021		7/2/2015		15%	In Progress	Padron, Blanca (FIN)
IWA - Workflow Initiative	10/1/2014	9/30/2017		7/1/2015		50%	In Progress	White, Connie (FIN)



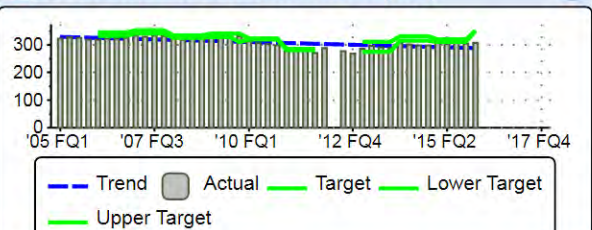
### Learning and Growth

Objective	Description							Owners
Filled/Vacancy Report - Finance								Padron, Blanca (FIN); Diaz, Dania (FIN); Finance

Grandparent Objectives	Description							Owners
GG2 Excellent, engaged workforce								Miami-Dade County

Parent Objectives	Description							Owners
GG2-1 Attract and hire new talent								Miami-Dade County

Measures Linked to Objective	Period	Actual	Target	Variance	Owners
Positions: Full-Time Filled (FIN) 	'16 FQ1	307	351	n/a	Rizzo, Madelin (FIN); Padron, Blanca (FIN)
			(351 - 351)		

 **Positions: Full-Time Filled (FIN)** 




Part-Time Internship Participation (Various Universities)

'16 FQ1

7

7

0 Alonso, Annette (FIN)

