

Scorecard - Corrections and Rehabilitation

Information

Name: Corrections and Rehabilitation

Description: The mission of the Corrections and Rehabilitation Department is to serve our community by providing safe, secure and humane detention of individuals in our custody while preparing them for a successful return to the community.
The Miami-Dade County Corrections and Rehabilitation Department (MDCR) is one of the largest correctional systems in the Country. On average, the Department is responsible for the care, custody, and control of approximately 4,300 persons incarcerated in four detention facilities located throughout Miami-Dade County. These persons are awaiting trial, serving sentences of 364 days or less, or being held for such agencies as the Florida Department of Corrections, Bureau of Immigration and Customs Enforcement, etc. On average, MDCR is responsible for supervising between 600 to 700 persons on pretrial release and another 800 on monitored release at any given time.
BPO=Business Plan Objective

Domain: Corrections

Owners: Junior, Daniel

Details

	As Of		Actual	Business Plan Goal		FYTD Actual	FYTD Goal
▼ 1.0 Customer							
▼ 1.1 Provide Safe, Secure, and Humane Detention							
Number of Major Incidents Per Month	Jun '19	▼	25	15	▼	175	135
Number of Security Searches Per Month	Jun '19	▲	5,888	4,600	▲	47,803	39,807
▼ 1.2 Provide Successful Return to the Community (PS1-3)							
Percentage of Boot Camp participants who have not reoffended	'19 FQ3	▼	82%	100%	▼	84%	100%
Number of Inmates in Vocational/Technical Programs	Mar '19		n/a	55		210	220
Number of Inmates in Education Programs	'19 FQ1	▼	299	325	▼	299	325
▼ 1.3 Continue Community Awareness of and Satisfaction with MDCR Services							
Number of Community Outreach Activities (MDCR)	'19 FQ1	▼	34	77	▼	34	77
Telephone Courtesy Rating	Jun '19	▲	100%	100%	▲	100%	100%
▼ 1.4 Comply with Inmate Disciplinary Hearing Requirements							
Total Number of Inmate Disciplinary Reports	Jul '18	▼	849	667	▼	8,096	6,670
▼ 1.5 Maintain Acceptable Level of Inmate Complaints/Grievances							
Total Number of Inmate Grievances	Jul '18	▼	450	190	▼	3,470	1,900
▼ 2.0 Financial							
▼ 2.1 Achieve and Maintain Financial and Fiscal Soundness							
Positions: Full-Time Filled (MDCR)	'19 FQ3	▼	2,805	3,068 (3,000 - 3,068)	▼	2,805	3,068 (3,000 - 3,068)
Expen: Total (Corrections)	'19 FQ3	▲	\$89,337K	\$90,783K	▼	\$288,713K	\$272,347K
Revenue: Total (Corrections)	'19 FQ3	▼	\$1,012K	\$90,783K	▼	\$3,893K	\$272,347K
▼ 3.0 Internal							
▼ 3.1 Ensure Effective Management of Current and Future Physical Plant and Technology Needs							
Percentage of Life Safety Violations repaired within 48 hours of notification (SORTIE)	'19 FQ3		93% (40 / 43)	100%		90% (133 / 147)	100%
Percentage of Completed Maintenance Service Tickets per quarter	'19 FQ3	▲	100% (10,013 / 10,013)	100%		99% (30,231 / 30,563)	100%
▼ 3.2 Manage Jail Population Effectively							
Number of Participants in the House Arrest Program	Jun '19	▲	819	616	▲	7,327	5,544

Scorecard - Corrections and Rehabilitation

Average daily inmate population per month	Jun '19		4,357	4,300		4,357	4,200																						
Inmate on staff assault rate per fiscal year: KPI	2018 FY		0.0060% (0.2521 / 4,196.0000)	n/a		n/a	n/a																						
Inmate on inmate assault rate per fiscal year: KPI	2018 FY		0.092 (3.850 / 4,196.000)	n/a		n/a	n/a																						
Number of Pretrial Services (PTS) Releases	Jun '19		686	708		6,295	5,874																						
▼ Average Length of Stay Per Month Per Inmate (ALOS)	Jun '19		30.0	30.0		29.2	29.0																						
<table><tr><th>Initiative Name</th><th>Type</th><th>As Of</th><th>Status</th><th></th><th></th><th></th><th></th><th></th><th>%</th><th>Owners</th></tr><tr><td>Six Sigma: State Attorney's Office (Black Belt)</td><td></td><td>5/22/2014</td><td>Complete</td><td></td><td></td><td></td><td></td><td></td><td>100%</td><td>Horton-Tavera, Amy (OMB)</td></tr></table>								Initiative Name	Type	As Of	Status						%	Owners	Six Sigma: State Attorney's Office (Black Belt)		5/22/2014	Complete						100%	Horton-Tavera, Amy (OMB)
Initiative Name	Type	As Of	Status						%	Owners																			
Six Sigma: State Attorney's Office (Black Belt)		5/22/2014	Complete						100%	Horton-Tavera, Amy (OMB)																			
Bookings per month	Jun '19		4,487	n/a		40,903	n/a																						
▼ 4.0 Learning and Growth																													
▼ 4.1 Recruit, Hire, and Retain Qualified and Diverse Employees																													
Certified Personnel hired to fill Correctional Officer vacancies (New Version)	'19 FQ3		28	n/a		94	n/a																						
Correctional Officer Trainees hired per month	Jun '19		0	10		77	75																						
Civilian Personnel hired per month	Jun '19		8	8		73	72																						
▼ 4.2 Ensure Employees Possess Required Workforce Skills																													
Number of Officers attending Mandatory In-service Training	'19 FQ3		112	60		316	180																						
Number of employees completing accreditation training requirement	'19 FQ3		360	63		538	188																						

Linked Objects

▼ Child Scorecards

▼ Parent Scorecards

	Name		Owners	
Public Safety Strategic Area Scorecard		Miami-Dade County		

▼ ActiveViews

▼ Initiatives

▼ Objectives

		Name		Owners	
		Provide Safe, Secure, and Humane Detention		Junior, Daniel	
		Provide Successful Return to the Community (PS1-3)		Junior, Daniel	
		Continue Community Awareness of and Satisfaction with MDCR Services		n/a	
		Comply with Inmate Disciplinary Hearing Requirements		n/a	
		Maintain Acceptable Level of Inmate Complaints/ Grievances		n/a	
		Achieve and Maintain Financial and Fiscal Soundness		Berry, Jacquelin (MDCR); Tuzeo, Cara (MDCR)	
		Ensure Effective Management of Current and Future Physical Plant and Technology Needs		Figueroa, Gilberto (MDCR); Palma, Emilio (MDCR)	
		Manage Jail Population Effectively		Junior, Daniel	
		Recruit, Hire, and Retain Qualified and Diverse Employees		Berry, Jacquelin (MDCR); Key, Tamara (MDCR)	
		Ensure Employees Possess Required Workforce Skills		Berry, Jacquelin (MDCR)	

▼ Program Groups

▼ Spotlight Charts

Scorecard - Corrections and Rehabilitation

▼ Tasks

Commentary

Action Items

	Due Date ▲	Status ▲	Action	Owners
--	------------	----------	--------	--------

Comments

Date ▼	Author	Comment
--------	--------	---------

Attachments & Links

▼ External Links

Name	Created By
MDCR (Public Access)	Fernandez, Omar (MDCR)

▼ Attachments



Name	Last Updated	Checked Out By
MDCR Business Plan 2010-2011	2/25/2010 9:42:07 AM	


Measures

As Of: <M/d/yyyy> 15

Sum. Lvl.: Base

Comparator: Default





		Name	Comparator Name	Sum. Lvl.	Period	Actual	Target	% Variance	Owners	Domain
▼	VR	Average daily inmate population per month	Goal - Default	Base	Sep '19	4,384	4,300	-2	Hinnant-Johnson, Tara (MDCR)	Corrections
▲		Average Length of Stay Per Month Per Inmate (ALOS)	Goal - Default	Base	Sep '19	29.0	30.0	3.3	Hinnant-Johnson, Tara (MDCR)	Corrections
		Bookings per month	Goal - Default	Base	Sep '19	4,289	n/a	n/a	Hinnant-Johnson, Tara (MDCR)	Corrections
		Certified Personnel hired to fill Correctional Officer vacancies (New Version)	Goal - Default	Base	'19 FQ4	0	n/a	n/a	Bruton, Cassandra D. (MDCR); Pervaiz, Naeem (MDCR); Nelson, Annetta (MDCR)	Corrections
▲		Civilian Personnel hired per month	Goal - Default	Base	Sep '19	11	8	38	Pervaiz, Naeem (MDCR); Nelson, Annetta (MDCR); Bruton, Cassandra D. (MDCR)	Corrections
▼	VR	Correctional Officer Trainees hired per month	Goal - Default	Base	Oct '19	0	10	-100	Nelson, Annetta (MDCR); Pervaiz, Naeem (MDCR); Tuzeo, Cara (MDCR)	Corrections
▲		Expen: Total (Corrections)	Goal - Default	Base	'19 FQ3	\$89,337K	\$90,783K	2	Tuzeo, Cara (MDCR); Junior, Daniel	Corrections
▼		Inmate on inmate assault rate per fiscal year: KPI	2015 Strategic Plan - Default	Base	2018 FY	0.092% (3.850 / 4,196.000)	0.060%	52.923	Junior, Daniel	Corrections
▼		Inmate on staff assault rate per fiscal year: KPI	2015 Strategic Plan - Default	Base	2018 FY	0.0060% (0.2521 / 4,196.0000)	0.0020%	200.4051	Junior, Daniel	Corrections
▼	VR	Number of Community Outreach Activities (MDCR)	Goal - Default	Base	'19 FQ1	34	77	-56	Diasgranados, Juan (MDCR)	Corrections
▲		Number of employees completing accreditation training requirement	Goal - Default	Base	'19 FQ4	97	63	54	Key, Tamara (MDCR)	Corrections
▼	VR	Number of Inmates in Education Programs	Goal - Default	Base	'19 FQ1	299	325	-8	Romero, Reynaldo L. (MDCR); Botner, Joel (MDCR)	Corrections
▲		Number of Inmates in Vocational/Technical Programs	Goal - Default	Base	Jul '19	57	55	4	Romero, Reynaldo L. (MDCR); Botner, Joel (MDCR)	Corrections
▼		Number of Major Incidents Per Month	Goal - Default	Base	Sep '19	18	15	-20	Junior, Daniel	Corrections
▲		Number of Officers attending Mandatory In-service Training	Goal - Default	Base	'19 FQ4	73	60	22	Key, Tamara (MDCR)	Corrections
▲		Number of Participants in the House Arrest Program	Goal - Default	Base	Nov '19	775	616	26	Bennett, Deroda (MDCR); Johnson, John W. (MDCR)	Corrections
■		Number of Pretrial Services (PTS) Releases	Goal - Default	Base	Sep '19	700	708	-1	Johnson, John W. (MDCR); Summerset, Myrlene (MDCR); Falowo, Felicia (MDCR)	Corrections
■		Number of Security Searches Per Month	Goal - Default	Base	Sep '19	6,915	0	0	Johnson, Melissa; Bryant, Latoya; Fernandez, Omar (MDCR)	Corrections
▼	VR	Percentage of Boot Camp participants who have not reoffended	Goal - Default	Base	'20 FQ1	84%	100%	-16	Dyous, William (MDCR); Green, Rose (MDCR)	Corrections
■		Percentage of Completed Maintenance Service Tickets per quarter	Goal - Default	Base	'19 FQ4	98% (10,007 / 10,189)	100%	-2	Figueroa, Gilberto (MDCR)	Corrections
■		Percentage of Life Safety Violations repaired within 48 hours of notification (SORTIE)	Goal - Default	Base	'19 FQ4	95% (56 / 59)	100%	-5	Figueroa, Gilberto (MDCR)	Corrections
▼	VR	Positions: Full-Time Filled (MDCR)	Goal - Default	Base	'19 FQ4	2,855	3,068	-7	Pervaiz, Naeem (MDCR); Tuzeo, Cara (MDCR);	Corrections

Scorecard - Corrections and Rehabilitation

						(3,000 - 3,068)	Bruton, Cassandra D. (MDCR); Nelson, Annetta (MDCR)		
 VR	Revenue: Total (Corrections)	Goal - Default	Base	'19 FQ3	\$1,012K	\$90,783K	-99	Tuzeo, Cara (MDCR); Junior, Daniel	Corrections
	Telephone Courtesy Rating	Goal - Default	Base	Dec '19	100%	100%	0	Rodriguez, Melissa (MDCR)	Corrections
 VR	Total Number of Inmate Disciplinary Reports	Goal - Default	Base	Jul '18	849	667	27	Botner, Joel (MDCR)	Corrections



