

Scorecard - Department of Transportation and Public Works

Information										
Name:		Department of Transportation and Public Works								
Description:		n/a								
Domain:		TPW								
Owners:		n/a								
Details										
	As Of		Actual	Business Plan Goal		FYTD Actual	FYTD Goal	Owners		
▼ Customer					Customer					
▼ TM1-1 Promote efficient traffic flow on Miami-Dade County roadways (MDT-PW)					n/a					TM1-1 Promote efficient traffic flow on Miami-Dade County roadways (MDT-PW)
Percentage occupancy P&R 344th	Oct '19	▲	68%	52%	▲	68%	52%	De La Vega, Eduardo (DTPW); Saydal, Mari (DTPW); Glasford, Lincoln H. (DTPW); Zahn, Eric (DTPW)	Percentage occupancy P&R 344th	
Traffic Signals Service Requests Completion (Signal Maintenance)	Dec '19	▲	100.0%	100.0%	▲	100.0%	100.0%	Mojarieta, Danay (DTPW); Soto, Annie (DTPW); Alra, Frank (DTPW); Garcia, Mariela M. (DTPW)	Traffic Signals Service Requests Completion (Signal Maintenance)	
Percentage of Traffic Signals Online to the ATMS	Dec '19	▲	99.0%	95.0%	▲	99.0%	95.0%	Garcia, Mariela M. (DTPW); Alra, Frank (DTPW); Mojarieta, Danay (DTPW); Soto, Annie (DTPW)	Percentage of Traffic Signals Online to the ATMS	
▼ TM1-2 Expand & improve bikeway, greenway and sidewalk system (PW)					n/a					TM1-2 Expand & improve bikeway, greenway and sidewalk system (PW)
Miles of Sidewalks Added/Rehabilitated	'19 FQ3	▲	4.77Miles	2.50Miles	▲	9.44Miles	7.50Miles	Moubayed, Bassam (DTPW)	Miles of Sidewalks Added/Rehabilitated	
▼ TM1-3 Provide reliable, accessible and affordable transit service (MDT-PW)					n/a					TM1-3 Provide reliable, accessible and affordable transit service (MDT-PW)
On-Time Performance (STS)	Dec '19	▲	88.00%	85.00%	▲	88.00%	85.00%	Chiverton, Lynnette (DTPW); Legra, Ruben (DTPW)	On-Time Performance (STS)	
On-time Performance/Schedule Adherence - Weekday-Bus (Overall System)	Oct '19	▼	68.42% (434,429.00 / 634,967.00)	78.00%	▼	68.42% (434,429.00 / 634,967.00)	78.00%	Gordon, Derrick (DTPW); Perez, Joel (DTPW); Cruz-Casas, Carlos; Rolie, Justen (DTPW); Saydal, Mari (DTPW); Zahn, Eric (DTPW)	On-time Performance/Schedule Adherence - Weekday-Bus (Overall System)	
% of Targeted Sidewalk Sites to Bus Stops Retrofitted for ADA Access (Cumulative)	'19 FQ4		76%	n/a		76%	n/a	Ona, Leandro (DTPW); Alvarez, Delvys (DTPW)	% of Targeted Sidewalk Sites to Bus Stops Retrofitted for ADA Access (Cumulative)	
On-time Performance (Metrorail)	Oct '19	▲	96.50%	95.00%	▲	96.50%	95.00%	Robinson, Gregory (DTPW); Saydal, Mari (DTPW); Zahn, Eric (DTPW); Whitaker, Buford (DTPW)	On-time Performance (Metrorail)	
▼ TM1-4 Expand public transportation (MDT)					n/a					TM1-4 Expand public transportation (MDT)
Total Monthly Boardings (Bus)	Dec '19		4,126,990	n/a		12,831,227	n/a	Raine, William (DTPW); De La Vega, Eduardo (DTPW); Acuna, Alejandro (DTPW)	Total Monthly Boardings (Bus)	
Total monthly boardings (Rail)	Dec '19		1,433,928	n/a		4,546,542	n/a	De La Vega, Eduardo (DTPW); Raine, William (DTPW); Acuna, Alejandro (DTPW)	Total monthly boardings (Rail)	
Total monthly boardings (Mover)	Dec '19		849,832	n/a		2,480,698	n/a	Acuna, Alejandro (DTPW); De La Vega, Eduardo (DTPW); Raine, William (DTPW)	Total monthly boardings (Mover)	
Total monthly boardings (STS)	Dec '19		138,642	n/a		445,712	n/a	Acuna, Alejandro (DTPW); Legra, Ruben (DTPW); De La Vega, Eduardo (DTPW)	Total monthly boardings (STS)	
Total number of revenue miles (Bus)	Nov '19	▼	1,753,125	2,398,773	▼	3,830,241	4,797,545	Gordon, Derrick (DTPW); Beckford, Marlon (DTPW); Bryan, Gerald	Total number of revenue miles (Bus)	
Total number of revenue miles (Rail)	Nov '19	▼	637,019	734,451	▼	1,304,927	1,468,901	De La Torre, Carlos (DTPW); Whitaker, Buford (DTPW); Bryan, Gerald	Total number of revenue miles (Rail)	
Total monthly revenue miles (Mover)	Nov '19	▼	95,815	96,000	▲	198,116	192,000	Bryan, Gerald; Whitaker, Buford (DTPW); De La Torre, Carlos (DTPW)	Total monthly revenue miles (Mover)	
▼ TM1-5 Facilitate connectivity between transportation systems and providers (MDT)					n/a					TM1-5 Facilitate connectivity between transportation systems and providers (MDT)
Total Monthly Activity (Metrorail - Airport)	Dec '19	▲	89,484	83,333	▲	263,806	249,999	Raine, William (DTPW); Acuna, Alejandro (DTPW); De La Vega, Eduardo (DTPW)	Total Monthly Activity (Metrorail - Airport)	
Number of vehicles parked at Metrorail Stations	Dec '19	▼	105,257	117,000	▼	344,983	351,000	Muntan, Eric (DTPW);	Number of vehicles parked at Metrorail Stations	
▼ TM2-3 Ensure the safe operation of public transit (MDT)					n/a					TM2-3 Ensure the safe operation of public transit (MDT)
Preventive Maintenance Adherence (Bus)	Oct '19	▲	100.0%	90.0%	▲	100.0%	90.0%	Fermin, Clara Luz (MDT); Campbell, William A. (DTPW)	Preventive Maintenance Adherence (Bus)	
Preventive Maintenance Adherence (Rail)	Oct '19	▲	100.0%	90.0%	▲	100.0%	90.0%	Johnson-Valdes, Belinda (DTPW); Andrus, Felicia (DTPW); Whitaker, Buford (DTPW); Brooks, Vallery (DTPW)	Preventive Maintenance Adherence (Rail)	
Preventive Maintenance Adherence (Mover)	Nov '19	▲	100.0%	90.0%	▲	100.0%	90.0%	Quintero, Adriana (DTPW); Whitaker, Buford (DTPW)	Preventive Maintenance Adherence (Mover)	
Elevator Availability (Metrorail & Metromover)	Oct '19	▲	99.0% (58,031.8 / 58,590.0)	96.0%	▲	99.0% (58,031.8 / 58,590.0)	96.0%	McClellan, Robert (DTPW); Richardson, Renessa (MDT)	Elevator Availability (Metrorail & Metromover)	
Escalator Availability (Metrorail & Metromover)	Oct '19	▲	98.4% (55,736.5 / 56,637.0)	95.0%	▲	98.4% (55,736.5 / 56,637.0)	95.0%	Beckford, Marlon (DTPW)	Escalator Availability (Metrorail & Metromover)	
Fleet Preventable Accident Rate per 100,000 miles (Bus)	Nov '19	▼	1.68	1.50	▼	1.66	1.50	Woodson, Derrick (MDT); Muntan, Eric (MDT); Gordon, Derrick (MDT); Garcia, Carlos (MDT)	Fleet Preventable Accident Rate per 100,000 miles (Bus)	
▼ PS3-3 Ensure security at airports, seaport and on public transit (MDT)					n/a					PS3-3 Ensure security at airports, seaport and on public transit (MDT)
Number of uniformed and/or plain-clothed; police details completed for the month.	Nov '19	▲	66	50	▲	120	100	Muntan, Eric (DTPW); Woodson, Derrick (DTPW)	Number of uniformed and/or plain-clothed; police details completed for the month.	
Security Post Inspections	Dec '19	▲	1,171	950	▲	3,067	2,850	Muntan, Eric (DTPW);	Security Post Inspections	
NTD Reportable Part I Crimes (Serious)	Dec '19	▲	5	10	▲	2	10	Woodson, Derrick (DTPW);	NTD Reportable Part I Crimes (Serious)	
NTD Reportable Part II Crimes (Petty)	Dec '19	▲	0	5	▲	0	15	Muntan, Eric (MDT);	NTD Reportable Part II Crimes (Petty)	



Scorecard - Department of Transportation and Public Works

Number of Incidents at MDT Parking Facilities	Dec '19		0	12		0	36	Woodson, Derrick (DTPW); n/a	Number of Incidents at MDT Parking Facilities
▼ GG1-1 Provide easy access to transportation information (PW)									GG1-1 Provide easy access to transportation information (PW)
Total Number of Traffic Control & Street Name Signs Installed, Repaired and or Replaced	Dec '19		1,442Signs	2,700Signs		5,244Signs	8,100Signs	Soto, Annie (DTPW); Mojarrieta, Danay (DTPW); Aira, Frank (DTPW); Garcia, Mariela M. (DTPW)	Total Number of Traffic Control & Street Name Signs Installed, Repaired and or Replaced
▼ GG1-2 Develop a customer-oriented organization (MDT)								n/a	GG1-2 Develop a customer-oriented organization (MDT)
All complaints per 100K boardings for Rail	Dec '19		2.72	1.50		3.22	1.50	Whitaker, Buford (DTPW); Nelson, Ron (DTPW); Bermudez, Doug (DTPW); Bell, Garnetta "Apple" (DTPW)	All complaints per 100K boardings for Rail
All complaints per 100K boardings for Mover	Dec '19		0.12	0.50		0.33	0.50	Nelson, Ron (DTPW); Whitaker, Buford (DTPW); Bermudez, Doug (DTPW); Bell, Garnetta "Apple" (DTPW)	All complaints per 100K boardings for Mover
All complaints per 100K boardings for Bus	Dec '19		13.93	15.00		14.71	15.00	Perez, Joel (DTPW); Gordon, Derrick (MDT); Nelson, Ron (DTPW); n/a	All complaints per 100K boardings for Bus
▼ TM3-2 Provide well maintained, attractive and modern transportation facilities and vehicles (MDT)									TM3-2 Provide well maintained, attractive and modern transportation facilities and vehicles (MDT)
Bus Stop Inspections	Dec '19		508	350		524	350	Rodriguez, Raonel (DTPW)	Bus Stop Inspections
Mean Distance Between Failures (Mover)	Nov '19		4,166	6,000		4,307	6,000	Quintero, Adriana (DTPW); Whitaker, Buford (DTPW)	Mean Distance Between Failures (Mover)
Mean Distance Between Service Disruption (Rail): KPI	Oct '19		27,830	39,000		27,830	39,000	Whitaker, Buford (DTPW); Johnson-Valdes, Belinda (DTPW); Brooks, Vallery (DTPW);	Mean Distance Between Service Disruption (Rail): KPI
Mean Distance Between Failures (Bus): KPI	Nov '19		5,143	4,000		5,135	4,000	Gordon, Derrick (DTPW); Fernin, Clara Luz (MDT); Campbell, William A. (DTPW)	Mean Distance Between Failures (Bus): KPI
▼ ED2-1 Encourage creation of new small businesses (TPW)									ED2-1 Encourage creation of new small businesses (TPW)
Number of Active For-Hire licenses in MDC (Transportation related)	Dec '19		16,471	n/a		16,471	n/a	Orelle, Pedro (DTPW); Gonzalez, Raul (DTPW); Orelle, Pedro (DTPW)	Number of Active For-Hire licenses in MDC (Transportation related)
▼ Financial									Financial
▼ Meet Budget Targets (TPW)									Meet Budget Targets (TPW)
Expen: Total (TPW)	'19 FQ4		\$132,934K	\$139,793K		\$587,031K	\$559,166K	Bravo, Alice (MDT)	Expen: Total (TPW)
Revenue: Total (TPW)	'19 FQ4		\$381,290K	\$139,793K		\$580,680K	\$559,166K	Bravo, Alice (MDT)	Revenue: Total (TPW)
Positions: Full-time Filled (TPW)	'19 FQ4		3,671	n/a		n/a	n/a	Bravo, Alice (MDT)	Positions: Full-time Filled (TPW)
▼ Internal									Internal
▼ NI2-2 Provide well maintained drainage to minimize flooding (PW)									NI2-2 Provide well maintained drainage to minimize flooding (PW)
Proactive Arterial & Local Road Storm Drains Maintenance	Dec '19		418Drains	1,800Drains		1,250Drains	5,400Drains	Garcia, Manuel (DTPW); Robreno, Fernando L. (DTPW); Vazquez, Karla (DTPW)	Proactive Arterial & Local Road Storm Drains Maintenance
Citizen Requested Drain Cleaning Response	Dec '19		100.0%	100.0%		100.0%	100.0%	Garcia, Manuel (DTPW); Ruiz, Antolin (DTPW); Vazquez, Karla (DTPW); Robreno, Fernando L. (DTPW)	Citizen Requested Drain Cleaning Response
▼ NI1-1 Promote mixed-use, multi-modal, well designed, and sustainable communities (PW)									NI1-1 Promote mixed-use, multi-modal, well designed, and sustainable communities (PW)
Pothole Repairs Response	Dec '19		81.8% (444.0 / 543.0)	100.0%		82.5% (2,261.0 / 2,742.0)	100.0%	Garcia, Manuel (DTPW); Ruiz, Antolin (DTPW); Vazquez, Karla (DTPW); Robreno, Fernando L. (DTPW)	Pothole Repairs Response
Percentage of Locations with Damaged Vehicle Detection Loops Replaced by In-House Crews w/ in 30 Days	Dec '19		14%	90%		23%	90%	Mojarrieta, Danay (DTPW); Garcia, Mariela M. (DTPW); Soto, Annie (DTPW); Aira, Frank (DTPW)	Percentage of Locations with Damaged Vehicle Detection Loops Replaced by In-House Crews w/ in 30 Days
Percentage of Roadway Drop-Offs Maintenance Response	Dec '19		81% (22 / 27)	100%		89% (95 / 107)	100%	Ruiz, Antolin (DTPW); Garcia, Manuel (DTPW); Vazquez, Karla (DTPW); Robreno, Fernando L. (DTPW)	Percentage of Roadway Drop-Offs Maintenance Response
Number of Roadway Miles Swept	Dec '19		601miles	825miles		1,943miles	2,475miles	Garcia, Manuel (DTPW); Ruiz, Antolin (DTPW); Robreno, Fernando L. (DTPW); Vazquez, Karla (DTPW)	Number of Roadway Miles Swept
▼ Learning and Growth									Learning and Growth
▼ GG2-2 Promote employee development and leadership (MDT)									GG2-2 Promote employee development and leadership (MDT)
Number of Commendations for Bus Operators, monthly	Dec '19		62	50		221	150	Gordon, Derrick (DTPW); Ford, Quencia (DTPW); Nelson, Ron (DTPW); Bell, Garnetta "Apple" (DTPW)	Number of Commendations for Bus Operators, monthly

Linked Objects

Child Scorecards		
	Name	Owners
	PW (AD) Construction & Maintenance Operations	n/a
	Bus Contracted Routes	n/a
	MDT Director's Office - Governmental Affairs	n/a
	PW (AD) Highway Operations	n/a
	PW (AD) Traffic Operations	n/a
	Passenger Transportation Regulatory Division	n/a
	Bus Operations	n/a
	Bus Maintenance	n/a



Scorecard - Department of Transportation and Public Works

Rail Services (Metrorail/Metromover Modes)	n/a
Paratransit (STS)	n/a
Engineering, Planning and Development	n/a
Financial Services	n/a
Marketing and Communications	n/a
Safety & Security	n/a
Civil Rights & Labor Relations	n/a
Supporting Divisions	n/a
▼ Parent Scorecards	
Name	Owners
Transportation and Mobility Strategic Area Scorecard	n/a
▼ ActiveViews	
▼ Initiatives	
▼ Objectives	
Name	Owners
TM1-1 Promote efficient traffic flow on Miami-Dade County roadways (MDT-PW)	n/a
TM1-2 Expand & improve bikeway, greenway and sidewalk system (PW)	n/a
TM1-3 Provide reliable, accessible and affordable transit service (MDT-PW)	n/a
TM1-4 Expand public transportation (MDT)	n/a
TM1-5 Facilitate connectivity between transportation systems and providers (MDT)	n/a
TM2-3 Ensure the safe operation of public transit (MDT)	n/a
PS3-3 Ensure security at airports, seaport and on public transit (MDT)	n/a
GG1-1 Provide easy access to transportation information (PW)	n/a
GG1-2 Develop a customer-oriented organization (MDT)	n/a
TM3-2 Provide well maintained, attractive and modern transportation facilities and vehicles (MDT)	n/a
ED2-1 Encourage creation of new small businesses (TPW)	n/a
Meet Budget Targets (TPW)	n/a
NI2-2 Provide well maintained drainage to minimize flooding (PW)	n/a
NI1-1 Promote mixed-use, multi-modal, well designed, and sustainable communities (PW)	n/a
GG2-2 Promote employee development and leadership (MDT)	n/a
▼ Program Groups	
▼ Spotlight Charts	
▼ Tasks	
Commentary	
Action Items	
Due Date ▲	Status ▲
Action	Owners
Comments	
Date ▼	Author
Comment	
Attachments & Links	
▼ External Links	
▼ Attachments	
Measures	
As Of: <M/d/yyyy> 15	Sum. Lvl.: Base ▼
Comparator: Default ▼	
Name	Description
% of Targeted Sidewalk Sites to Bus Stops Retrofitted for ADA Access (Cumulative)	Retrofitting includes placement and or repairs of sidewalks within the block of bus stop location, ramp placements and detectable warnings. 4,148 bustop locations were targeted to be retrofitted to accommodate the mobility of ADA residents.
Goal - Default	Base
Period	'19 FQ4
Actual	76%
Target	n/a
Variance	n/a
Owners	Ona, Leandro (DTPW); Alvarez, Delvys (DTPW)
Domain	TPW
All complaints per 100K boardings for Bus	To monitor performance as it relates to service delivery concerns, the number of all complaints per 100,000 Unlinked Passenger Trips is determined for each service mode (Rail, Bus and Metroway)
Goal - Default	Base
Period	Dec '19
Actual	13.93
Target	15.00
Variance	n/a
Owners	Perez, Joel (DTPW); Gordon, Derrick (MDT); Nelson, Ron (DTPW); Bell, Gametta "Apple" (DTPW)
Domain	TPW







Scorecard - Department of Transportation and Public Works

	All complaints per 100K boardings for Mover	To monitor performance as it relates to service delivery concerns, the number of all complaints per 100,000 Unlinked Passenger Trips is determined for each service mode (Rail, Bus and Mover).	Goal - Default	Base	Dec '19	0.12	0.50	n/a	Nelson, Ron (DTPW); Whitaker, Buford (DTPW); Bermudez, Doug (DTPW); Bell, Garnetta "Apple" (DTPW)	TPW
	All complaints per 100K boardings for Rail	To monitor performance as it relates to service delivery concerns, the number of all complaints per 100,000 Unlinked Passenger Trips is determined for each service mode (Rail, Bus and Mover).	Goal - Default	Base	Dec '19	2.72	1.50	n/a	Whitaker, Buford (DTPW); Nelson, Ron (DTPW); Bermudez, Doug (DTPW); Bell, Garnetta "Apple" (DTPW)	TPW
	Bus Stop Inspections	Perform inspections of Bus Stops with respect to CSR's (Customer Service Reports), WO (Work Orders), Benches, Trash Containers or Signage.	Goal - Default	Base	Dec '19	508	350	158	Rodriguez, Raonel (DTPW)	TPW
	Citizen Requested Drain Cleaning Response	Complete 100% of citizen drain cleaning requests within a minimum of 2 weeks of notification to the department. Requests for this service are received through 311 system or through the offices of the Mayor, BCC or County Manager, e-mails and phone calls. Services requests are created by the...	Goal - Default	Base	Jan '20	100.0%	100.0%	0.0%	Garcia, Manuel (DTPW); Ruiz, Antolin (DTPW); Vazquez, Karla (DTPW); Robreno, Fernando L. (DTPW)	TPW
	Elevator Availability (Metrorail & Metromover)		Goal - Default	Base	Oct '19	99.0% (58,031.8 / 58,590.0)	96.0%	3.0%	McClellan, Robert (DTPW); Richardson, Renessa (MDT)	TPW
	Escalator Availability (Metrorail & Metromover)		Goal - Default	Base	Oct '19	98.4% (55,736.5 / 56,637.0)	95.0%	3.4%	Beckford, Marion (DTPW)	TPW
	Expen: Total (TPW)		Goal - Default	Base	'19 FQ4	\$132,934K	\$139,793K	\$-6,859K	Bravo, Alice (MDT)	TPW
VR	Fleet Preventable Accident Rate per 100,000 miles (Bus)	Preventable Accident data are from a report from the accident grading committee, who meets monthly to determine preventable versus non-preventable for accidents of previous month(s) per Operations Supervisors' Accident/Incident Investigation Reports.	Goal - Default	Base	Nov '19	1.68	1.50	-0.18	Woodson, Derrick (MDT); Muntan, Eric (MDT); Gordon, Derrick (MDT); Garcia, Carlos (MDT)	TPW
	Mean Distance Between Failures (Bus): KPI	Average number of miles traveled monthly between mechanical breakdowns (total fleet), which causes a greater than 5 minute delay or disruption of service leading to transfer of passengers to another bus.	Goal - Default	Base	Nov '19	5,143	4,000	1,143	Gordon, Derrick (DTPW); Fermin, Clara Luz (MDT); Campbell, William A. (DTPW)	TPW
VR	Mean Distance Between Failures (Mover)	Total monthly service miles divided by total monthly number of in-service failures. As of FY08, this measure is revised to reflect only Hard Failures* (previously also included resets). Target revised accordingly from 2,200 to 6,000. *Hard Failures are defined as any vehicle removed from revenue...	Goal - Default	Base	Nov '19	4,166	6,000	-1,834	Quintero, Adriana (DTPW); Whitaker, Buford (DTPW)	TPW
VR	Mean Distance Between Service Disruption (Rail): KPI	Total monthly fleet miles divided by the total monthly service disruptions. A service disruption is defined as a vehicle failure in which, a train needs to be removed from revenue service. (Vehicle Born)	Goal - Default	Base	Oct '19	27,830	39,000	-11,170	Whitaker, Buford (DTPW); Johnson-Valdes, Belinda (DTPW); Brooks, Vallery (DTPW); Wedderburn, Althea (DTPW)	TPW
	Miles of Sidewalks Added/Rehabilitated	The Department is responsible for maintaining sidewalks in good condition and providing new sidewalks to improve neighborhood pedestrian safety. This represents the sidewalks rehabilitated and added as part of neighborhood or site specific projects regardless of funding source.	Goal - Default	Base	'19 FQ3	4.77Miles	2.50Miles	2.27Miles	Moubayed, Bassam (DTPW)	TPW
	NTD Reportable Part I Crimes (Serious)	As required for FTA Form 405 Reporting: Part I Crimes include Criminal Homicide, Forcible Rape, Robbery, Aggravated Assault, Burglary, Larceny-theft(except motor vehicle theft), Motor Vehicle Theft, and Arson.	Goal - Default	Base	Dec '19	5	10	5	Woodson, Derrick (DTPW); Muntan, Eric (DTPW)	TPW
	NTD Reportable Part II Crimes (Petty)	As required for FTA Form 405 Reporting.  Total is for Bus, Rail, Mover and Parking Lots.  Part 2 Crimes are based on arrests/issuance of citations ONLY and include the following categories:...	Goal - Default	Base	Dec '19	0	5	5	Muntan, Eric (MDT); Woodson, Derrick (MDT)	TPW
	Number of Active For-Hire licenses in MDC (Transportation related)	Total number of licenses existing and issued in Miami-Dade County (MDC) on a monthly basis. These licenses only pertain to licenses issued by Passenger Transportation Regulatory Division.	Goal - Default	Base	Jan '20	16,110	n/a	n/a	Orelle, Pedro (DTPW); Gonzalez, Raul (DTPW); Orelle, Pedro (DTPW)	TPW
	Number of Commendations for Bus Operators, monthly	Commendations for Bus Operators which primarily include transit customer's commendations but can also include internal acknowledgement from supervisors, co-workers and other transit employees for outstanding performance.	Goal - Default	Base	Dec '19	62	50	12	Gordon, Derrick (DTPW); Ford, Quencia (DTPW); Nelson, Ron (DTPW); Bell, Garnetta "Apple" (DTPW)	TPW
	Number of Incidents at MDT Parking Facilities	Report the number of incidents that occur monthly at MDT Parking Facilities. Security vendor generates the incident reports.	Goal - Default	Base	Dec '19	0	12	12	Woodson, Derrick (DTPW); Muntan, Eric (DTPW)	TPW
VR	Number of Roadway Miles Swept	Sweep a minimum total 8 cycles annually of along all County-maintained roadways with curb and gutter annually to improve drainage and aesthetics. A minimum goal to sweep 955 lane miles is accomplished monthly by in-house staff.	Goal - Default	Base	Jan '20	707miles	825miles	-118miles	Garcia, Manuel (DTPW); Ruiz, Antolin (DTPW); Robreno, Fernando L. (DTPW); Vazquez, Karla (DTPW)	Public Works
	Number of uniformed and/or plain-clothed; police details completed for the month.	Work in concert with the Miami-Dade Police Department, to perform 200 uniformed and/or plain-clothed; police details in an effort to address security related incidents on the MDT system.  Monthly report is furnished by MDPD	Goal - Default	Base	Nov '19	66	50	16	Muntan, Eric (DTPW); Woodson, Derrick (DTPW)	TPW



Scorecard - Department of Transportation and Public Works

 VR	Number of vehicles parked at Metrorail Stations	To align with the revised County strategic plan the Office of Safety and security will record the number of vehicles parked at Metrorail Stations all Metrorail station. The target goal of 1.5 million annual is based on one year's past performance history however, parking at Metrorail stations fluctuates...	Goal - Default	Base	Dec '19	105,257	117,000	-11,743	Muntan, Eric (DTPW); Woodson, Derrick (DTPW)	TPW
	On-time Performance (Metrorail)	*Beginning July 2009, Vehicle 5-Minute On-Time Performance Reliability is calculated using data from the Metrorail Public Daily Log and the APTA's Standard for Comparison of Rail Transit Vehicle Reliability using On-Time Performance. The analysis divides the total number of trips operated less the...	Goal - Default	Base	Oct '19	96.50%	95.00%	1.50%	Robinson, Gregory (DTPW); Saydal, Mari (DTPW); Zahn, Eric (DTPW); Whitaker, Buford (DTPW)	TPW
	On-Time Performance (STS)	Monitor the STS contractor On-Time Performance (OTP) to verify if the minimum contract standards are being met. Goal will be measured using a 10% sample of trips completed to determine if the customer was picked up within the 30 minute service window or no more than 60 minutes before the service window.	Goal - Default	Base	Jan '20	89.00%	85.00%	4.00%	Chilverton, Lynnette (DTPW); Legra, Ruben (DTPW)	TPW
	Ontime Performance/Schedule Adherence - Weekday-Bus (Overall System)	On-time performance information is derived from data taken from MDT's Computer Aided Dispatch / Automatic Vehicle Location system. Data from the Computer Aided Dispatch / Automatic Vehicle Location server is cleaned to remove duplicate records and missed trips due to detours. The outliers are...	Goal - Default	Base	Oct '19	68.42% (434,429.00 / 634,967.00)	78.00%	-9.58%	Gordon, Derrick (DTPW); Perez, Joel (DTPW); Cruz-Casas, Carlos; Rolle, Justen (DTPW); Saydal, Mari (DTPW); Zahn, Eric (DTPW)	TPW

