


















As Of <= 12/31/2020

## Homeless Trust

The Miami-Dade County Homeless Trust (the "Trust") exists to increase the availability of housing and services to the homeless of our community, and to reduce the number of on-the-street homeless persons, through the development and implementation of Homeless Trust Board policies and the local continuum of care plan, the identification of new resources, the efficient administration and coordination of existing resources, and the monitoring of programs.

**Owner:** Abreu, Maria (HT); Mallette, Victoria (HT); Sarria, Manuel (HT)  
**Department:** Homeless Trust

Perspective Name	Objective Name	Measure Name	As Of	Actual	Business Plan Goal		Actual FYTD	FYTD Goal		
Customer	Eliminate homelessness in Miami-Dade County (HT)	Percentage of persons who access permanent housing upon exiting a homeless program 	2020 FY	56	56			56	56	
		Total number of homeless persons	2020 FY	3,560	3,450			3,560	3,450	
		Number of persons entering the homeless system for the first time	2020 FY	3,914	4,250			3,914	4,250	
		Percentage of persons who return to homelessness within 2 years	2020 FY	25%	27%			25%	27%	
		Average number of days persons remain homeless	2020 FY	140	135			140	135	
		Percentage of persons who achieve an increase in income upon exiting a homeless program	2020 FY	51%	48%			51%	48%	
		Financial	Meet Budget Targets (Homeless Trust)	Expen: Total (Homeless Trust)	'21 FQ1	\$15,018K	\$20,760K			\$15,018K
Revenue: Total (Homeless Trust)	'21 FQ1			\$9,902K	\$20,760K			\$9,902K	\$20,760K	
Positions: Full-Time Filled (HT)	'21 FQ1			18	20			n/a	n/a	

[Edit Scorecard](#)

[Back to Start](#)