










As Of <= 10/01/2021

Miami-Dade Aviation Department

Aviation Department Scorecard (Primary)

Owner:
Cutie, Ralph
Department:
Aviation

Perspective Name	Objective Name	Measure Name	As Of		Actual	Business Plan Goal	Actual FYTD	FYTD Goal	
Customer	Enhance customer service (MDAD)	Airport workers trained through "Miami Begins with MIA" (% progress)	Sep '21	▲	100%	100%	100%	100%	▲
		MIA Overall Customer Service Rating - MIA JD Powell Survey (Avg).	2021 FY	▲	828	750	828	750	▲
	Provide a secure environment at the airports (MDAD)	Average Number of Overall Targeted Crimes at MIA*	Sep '21	▲	24	70	385	840	▲
	Contribute to the participation of Small Business Enterprises at MIA	Community Business Opportunity Meetings/ Outreach Activities & Workshops (# Meetings)	Sep '21	▲	11	10	130	120	▲
		Percentage of Airport Concession Joint Venture Leases with ACDBE Minority Partners	Sep '21	▲	40.00%	34.00%	38.78%	34.00%	▲
		Local Small Car Rental Concessions Business	Sep '21	▼	1.2%	1.3%	2.1%	1.3%	▲
Financial	Enhance MDAD revenue	Public Parking Revenue (\$1000)	Sep '21	▲	\$3,016	\$2,205	\$25,200	\$19,053	▲
		MIA Non-Terminal Rental Revenue (\$1,000)	Sep '21	▲	\$5,546	\$3,400	\$73,548	\$40,800	▲
		GAA Rental Revenue (\$1,000)	Sep '21	▲	\$1,284	\$792	\$13,223	\$9,500	▲
		Commercial Operations Gross Revenues (\$1000) at MIA	Sep '21	▲	\$52,687	\$12,214	\$679,996	\$127,770	▲
		New Passenger Routes (FYTD)	'21 FQ4	▲	1	0	n/a	n/a	
		New Carriers (FYTD)	'21 FQ4	▼	1	0	1	0	▼
	Enhance MIA Competitive Position (MDAD)	Enplaned Passengers(1,000)	Sep '21	▲	1,362.666	1,098.169	15,136.208	15,950.001	▼
		MIA Cost Per Enplaned Passenger(CEP)- FYTD	'21 FQ4	▲	\$24.73	\$24.81	\$24.73	\$24.81	▲
		Landing Fee Rate	'21 FQ4	▲	\$1.62	\$1.62	\$1.62	\$1.62	▲
	Meet the Operating Budget Targets(Aviation)	Expenses : Total Operating Expenses (Aviation, in \$1,000)	'21 FQ4	▼	\$257,709	\$236,466	\$750,303	\$945,864	▲
		Construction Capital Fund Expenditures (in \$1,000)	'21 FQ4	▲	\$38,521	\$44,861	\$135,269	\$136,925	▲
		Revenue: Total (Aviation, in \$1,000)	'21 FQ4	▼	\$216,177	\$236,466	\$846,680	\$945,864	▼
		Positions: Full-Time Filled (Aviation)	'21 FQ4	▼	1,280	1,432	n/a	n/a	

Internal	Maintain a safe working environment (MDAD)	MDAD Job Related Injury/Illness Incidents	Sep '21		3	10	38	87	
Learning and Growth	Comply with FAA requirement (MDAD)	Compliance with annual FAA Report - By the month of May	2021 FY		1	20	1	20	
	Comply with AOA Recertification Requirements (MDAD)	Conduct AOA Certification Driving Training (# of students)	Sep '21		789	550	7,199	7,150	
Sustainability	Sustainability (Aviation)	ISO 14001 Certifications	Sep '21		100	100	100	100	
		Recycle 300 Tons of Cardboard (% progress)	'21 FQ4		100%	100%	100%	100%	