

As Of <= 01/01/2022




Fire Rescue

Miami-Dade Fire Rescue (MDFR) provides emergency response and transport services, which encompass fire suppression, Advanced Life Support (ALS) and Basic Life Support (BLS) emergency medical services, hazardous materials mitigation, disaster management and other specialty services. MDFR also provides fire prevention and education services, including life safety fire inspections, fire plan reviews, building permits, and public safety programs and demonstrations. MDFR serves a 1,899 square mile territory and provides daily 24-hour emergency response services to over 1.9 million residents, businesses and visitors through 155 rescue, suppression, battalion and specialty units strategically located in 71 fire-rescue stations within unincorporated Miami-Dade County (the County) and 29 municipalities. In addition to providing transport services through 60 front-line rescue units, MDFR also provides emergency air transport service within Miami-Dade County to State-approved Trauma Centers via two full-time rescue helicopters. MDFR's Office of Emergency Management supports our community's disaster preparedness, response, recovery and mitigation needs through the planning and coordination of information and resources.

Owner:
Cominsky, Alan (MDFR);
Holmes, Arthur (MDFR);
Jadallah, Raied (MDFR);
Reyes, Maria L. (MDFR)
Department:
Fire Rescue

Perspective Name	Objective Name	Measure Name	As Of		Actual	Business Plan Goal	Actual FYTD	FYTD Goal	
Customer	Enhance Service Delivery [Fire Rescue]	Number of New Services and/or Stations to Meet Identified Needs	'22 FQ1		1	1	1	1	
		Number of Fireboat Missions	Dec '21		21	30	60	90	
		Air Rescue Availability for Transport	Jul '21		100%	98%	100%	98%	
	Reduce Fire Rescue Response (Wait) Time to Medical Incidents	Total Average MDFR Life-Threatening Response (Wait) Time	Dec '21		7.39minutes	7.45minutes	7.42minutes	7.45minutes	
		Total Response (Wait) Time to 90% of Life Threatening Calls inside UDB (MSU)	Dec '21		11.07minutes	9.00minutes	11.05minutes	9.00minutes	
		Total Response (Wait) Time to 90% of Non-Life Threatening Calls inside UDB (MSU)	Dec '21		12.13minutes	10.00minutes	12.08minutes	10.00minutes	
	Reduce Fire Rescue Response (Wait) Time to Fire Incidents	Total Average MDFR Structure Fire Response (Wait) Time	Dec '21		6.23minutes	6.45minutes	6.18minutes	6.45minutes	
		Total Response (Wait) Time to 90% of Structure Fire Calls inside UDB (MSU)	Dec '21		8.40minutes	8.00minutes	8.34minutes	8.00minutes	
	Reduce Fire Rescue Dispatch Time	Fire Rescue Average Dispatch Time	Dec '21		26seconds	30seconds	29seconds	30seconds	
		Average Fire Rescue Dispatch Time for Life-Threatening Calls	Dec '21		25seconds	29seconds	28seconds	29seconds	
		Average Fire Rescue Dispatch Time for Structure Fire Calls	Dec '21		64seconds	75seconds	67seconds	75seconds	
		911 Call processing time (in seconds)	Dec '21		104.0secs	97.0secs	100.7secs	97.0secs	

	Call Volume [Fire Rescue]	Total Number of HazMat Incidents	Dec '21		25	22	73	66	
		Number of Non-Life-Threatening Incidents MDRF Responded To	Dec '21		7,653	7,334	21,759	22,000	
		Number of Miscellaneous Incidents MDRF Responded To	Dec '21		1,802	1,668	5,140	5,000	
		Number of Structure and Other Fire Incidents MDRF Responded To	Dec '21		2,264	2,250	6,630	6,750	
		Total Call Volume	Dec '21		24,533	23,334	68,843	70,000	
		Number of Life-Threatening Incidents MDRF Responded To	Dec '21		12,814	12,084	35,314	36,250	
Financial	Meet Budget Targets [Fire Rescue]	Expen: Total (Fire Rescue)	'21 FQ4		\$-69,949K	\$146,329K	\$488,490K	\$585,316K	
		Revenue: Total (Fire Rescue)	'21 FQ4		\$78,665K	\$146,329K	\$596,860K	\$585,316K	
	Accounts Payable/Receivable [Fire Rescue]	Percentage of Invoices Processed and Paid Within 30 Days	Dec '21		56%	60%	58%	60%	
		Percentage of Invoices Processed and Paid within 45 Days	Dec '21		77%	80%	75%	80%	
		Dollars Collected (Accounts Receivables)	Dec '21		\$851,571	\$1,000,000	\$3,988,705	\$3,000,000	
Internal	Units in Service [Fire Rescue]	Number of Frontline Suppression Units	'22 FQ1		60	60	60	60	
		Number of Frontline Rescue Units	'22 FQ1		60	60	60	60	
		Number of Specialty Units	'22 FQ1		21	21	21	21	
	Department Position Count [Fire Rescue]	Positions: Full-Time Filled (MDFR)	'21 FQ4		2,711	2,725	n/a	n/a	
		Number of Sworn Personnel Separating from MDRF	Dec '21		5	6	15	18	
	Reduce Property Loss and Destruction [Fire Rescue]	Fire Plan Review Process Timeliness	Dec '21		98.22%	100.00%	99.08%	100.00%	
		Structure Fire False Alarms	Dec '21		1,262	1,250	3,818	3,750	
		Certificate of Occupancy Inspections Completed	Dec '21		1,312	1,375	4,023	4,125	
		Average Number of CO Inspections per Inspector	Dec '21		108.00	116.00	327.00	350.00	
		Fire Plans Reviewed	Dec		1,739	1,668	5,168	5,000	

			'21						
		Life Safety Inspections Completed (Reflects Monthly)	Dec '21		6,161	5,834	17,396	17,500	
Learning and Growth	Enhance Quality of Patient Care [Fire Rescue]	Total Training Hours per ISO Recommendations	Dec '21		31,825	35,773	88,770	107,319	

[Edit Scorecard](#)