

2018 Liquid Waste Transporter Electronic Manifest Guidelines

Contents

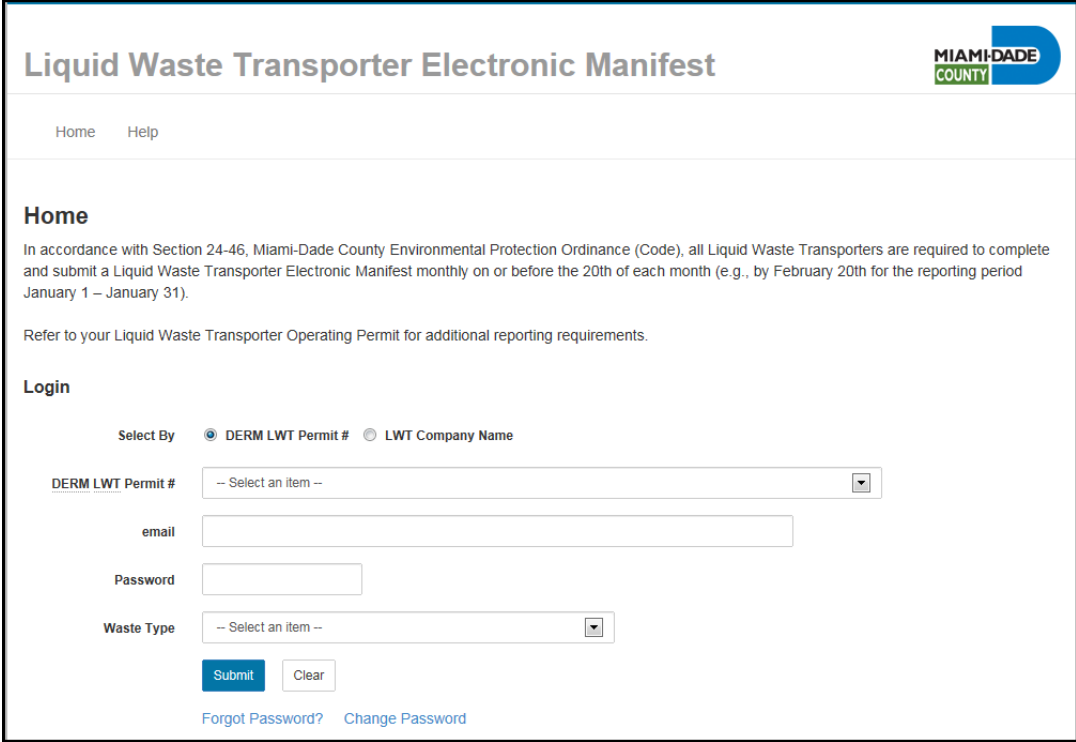
1. Login for the first time	- 1 -
2. How to Report Months without Activity.....	- 4 -
3. Entering Data	- 7 -
4. How to find GDO Permit Number	- 10 -
5. Forgot Password?.....	- 11 -
6. How to Find Records Already Entered.....	- 11 -

1. Login for the first time

Click on the link below

<https://www8.miamidade.gov/apps/rer/LiquidWasteTransporterElectronicManifest/Default>

The following window will open



Select your permit number from the drop down menu.



If the permit number is unknown then select LWT Company Name and use the dropdown menu

Refer to your Liquid Waste Transporter Operating Permit for additional reporting requirements.

Login

Select By DERM LWT Permit # LWT Company Name

DERM LWT Permit #

email

Password

Waste Type

- Non Listed Liquid Waste Transporter --
- 24/7 ENVIRONMENTAL SERVICES, LLC.
- 3RD GENERATION PLUMBING, INC.
- A AARON SUPER ROOTER, INC.
- A AMERICAN SEPTIC & PLUMBING, INC.
- A TO Z STATEWIDE PLUMBING
- A&P SITE SERVICES LLP D/B/A ELITE SITE SERVICES
- A-1 ABLE ROOTER, INC.
- A-ALLIGATOR,INC.
- A. BETTER AIM SEPTIC, INC.

Enter your email

Refer to your Liquid Waste Transporter Operating Permit for additional reporting requirements.

Login

Select By DERM LWT Permit # LWT Company Name

DERM LWT Permit #

email

Confirm email

Password

Waste Type

[Forgot Password?](#) [Change Password](#)

Enter Default Password if FIRST time: **L@t12345**

Select Waste Type from drop down menu and **Submit**

Home

In accordance with Section 24-46, Miami-Dade County Environmental Protection Ordinance (Code), all Liquid Waste Transporters are required to complete and submit a Liquid Waste Transporter Electronic Manifest monthly on or before the 20th of each month (e.g., by February 20th for the reporting period January 1 – January 31).

Refer to your Liquid Waste Transporter Operating Permit for additional reporting requirements.

Login

Select By DERM LWT Permit # LWT Company Name

DERM LWT Permit #

email

Confirm email

1 Password

Waste Type
 Fats, Oils, and Grease
 Septage / Stormwater
 No Monthly Activity

2

3

[Forgot Password?](#) [Change Password](#)

Change the password.

The new password should have **at least eight characters** and include an upper case letter, a lower case letter, a special character, and a number (i.e. A@a12345).

Examples of special characters: **!, @, #, \$, %, ^, &, ***

Change Password

Current Password

New Password

Confirm Password

2. How to Report Months without Activity

In the **Home** page, under Waste Type, select **No Monthly Activity**

And then **SUBMIT**

Liquid Waste Transporter Electronic Manifest

Home Help Search Manifest List of Grease Discharge Operating Facilities Admin Logout

Home

In accordance with Section 24-46, Miami-Dade County Environmental Protection Ordinance (Code), all Liquid Waste Transporters are required to complete and submit a Liquid Waste Transporter Electronic Manifest monthly on or before the 20th of each month (e.g., by February 20th for the reporting period January 1 – January 31).

Refer to your Liquid Waste Transporter Operating Permit for additional reporting requirements.

Login

Waste Type

- Select an item --
- Select an item --
- Fats, Oils, and Grease
- Septage / Stormwater
- No Monthly Activity**

[Forgot Password?](#) [Change Password](#)

You will be prompted to **select Month with No Activity**

Submit Your FOG Single-Load Manifest

* Required fields

Liquid Waste Transporter Information

Company Name: LWT - Miami

Liquid Waste Transporter Permit #: 999

Select Month With No Activity *: 02/2017

2017

Jan Feb Mar Apr

May Jun Jul Aug

Sep Oct Nov Dec

[Privacy Statement](#) | [Disclaimer](#) | [ADA](#)

© 2017 Miami-Dade County. All rights reserved

Then **Preview**,

Submit Your FOG Single-Load Manifest

* Required fields

Liquid Waste Transporter Information

Company Name

Liquid Waste Transporter Permit #

Select Month With No Activity *

←

Accept* and Submit

Preview

Liquid Waste Transporter Information

Company Name

Liquid Waste Transporter Permit #

Disposal Facility Ticket #

Disposal Facility

Date Waste Unloaded

Vehicle Full Load Capacity (gallons)

Origination Of Waste - Detailed Information

Single Load Total Waste (gallons) 0

Liquid Waste Transporter Certification

I certify that the information above is true and accurate.

Accept * ←

→

The following message will appear:

Report Submitted

Your manifest has been accepted.

You will be receiving a confirmation email soon.

[Submit Another Report](#)

The system will send you an e-mail:

This message was sent with High importance.

From: fog@miamidade.gov Sent: Mon 3/27/2017 3:56 PM

To: **Pepe.Perez@gmail.com**

Cc:

Subject: Miami-Dade County Grease Discharge Operating report submitted.

Dear Liquid Waste Transporter,

Your information for the LWT Manifest has been successfully entered.

Disposal Date Waste Unloaded:

Regards,
DERM

DERM Liquid Waste Transporter Permit #:	999
Facility Name:	LWT-miami

3. Entering Data

Information in all required fields (*) must be provided.

Submit Your FOG Single-Load Manifest

* Required fields

Liquid Waste Transporter Information

Company Name: LWT - Miami

Liquid Waste Transporter Permit #: 999

Disposal Facility Ticket #: 242424

Disposal Facility: SOUTH DISTRICT - MDWASD

Date Waste Unloaded: 2/4/2017

Vehicle Full Load Capacity (gallons): 4500

Origination Of Waste - Detailed Information

GDO Permit #: 134

Facility Name: DENNY'S, INC. DBA DENNY'S #1063

New Facility Name:

Facility Address: 1000 W 49 ST

New Facility Address:

FOG Control Device Type: Gravity

FOG Control Device Capacity (HM=gpm & Gravity=gallons): 1500

FOG Control Device Wet Volume (gallons): 1490

FOG found in outlet device: N

H - Measure from bottom to outlet level (inches): 75

W - Measure from bottom to water level (inches): 76

G - FOG layer thickness (inches): 6

S - Sludge layer thickness (inches): 2

Outlet device missing or damaged: N


Automatic unit missing or damaged: N/A

Corrosion or other tank damage: N

Tank breached: N

Waste Loaded (gallons): 1500

Date Pumped: 2/4/2017

[Add Record](#) 


Single Load Total Waste (gallons): 0

[Preview](#)

Once finished entering data, **PREVIEW**

[Add Record](#)

Single Load Total Waste (gallons)

[Preview](#) 

System will generate the following

Origination Of Waste - Detailed Information

GDO Facility Information	FOG Control Device Information	Tank Measures	Outlet device missing or damaged	Automatic unit missing or damaged	Corrosion or other tank damage	Tank breached	Waste Loaded (gallons)	Date Pumped
GDO Permit # N/A	Type Gravity	H 73	N	N/A	N	N	1500	02/04/2017
Facility Name WINN DIXIE #203	Capacity 1500	W 74						
Facility Address 1055 HALLANDALE BEACH, FL 33009	Wet Volume 1450	G 2						
	FOG found in outlet device N	S 2						
GDO Permit # N/A	Type Gravity	H 73	N	N/A	N	N	1500	02/04/2017
Facility Name DENNY'S # 1063	Capacity 1500	W 74						
Facility Address 1000 W 49 ST	Wet Volume 1450	G 2						
	FOG found in outlet device N	S 2						
GDO Permit # 134	Type Gravity	H 75	N	N/A	N	N	1500	02/04/2017
Facility Name DENNY'S, INC. DBA DENNY'S #1063	Capacity 1500	W 76						
Facility Address 1000 W 49 ST	Wet Volume 1490	G 6						
	FOG found in outlet device N	S 2						

Single Load Total Waste (gallons)

Liquid Waste Transporter Certification

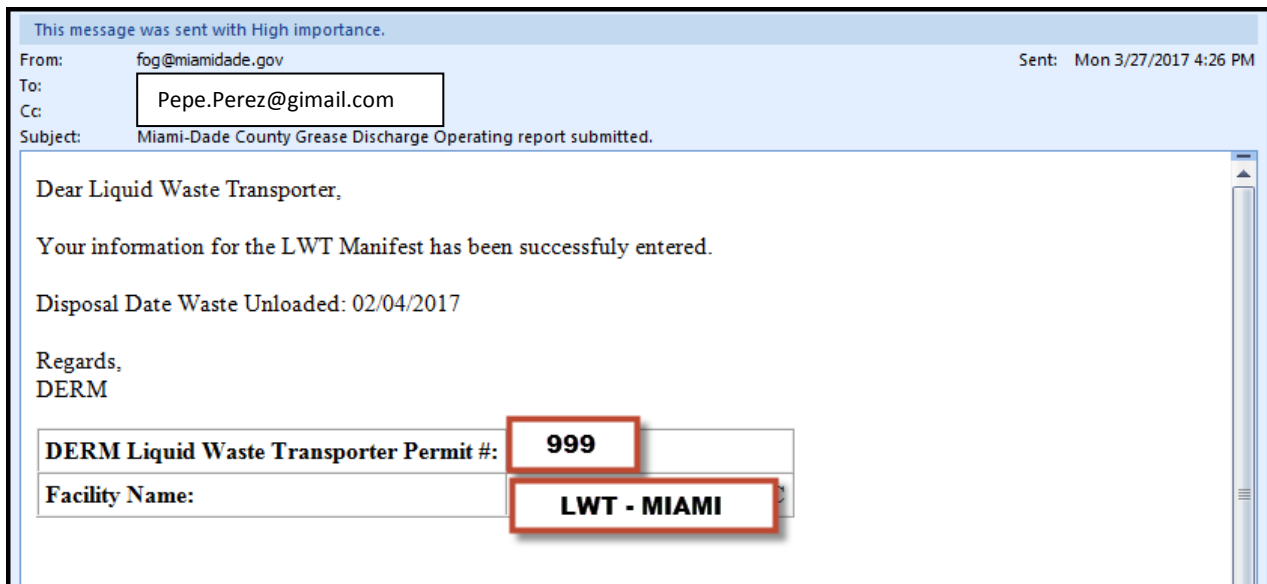
I certify that the information above is true and accurate.

Accept*

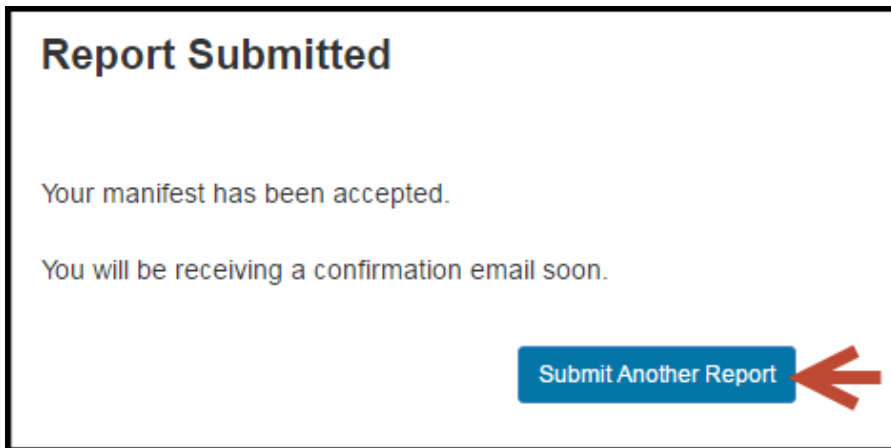
[Submit](#) [Edit](#)

If the information is correct, select **Accept*** and then **Submit**. If the information is not correct, select **Edit**.

The system will send you an e-mail:



To submit another report select:



4. How to find GDO Permit Number

Once you login, select “Waste Type”: Fats, Oils, and Grease

The screenshot shows a login form with a 'Waste Type' dropdown menu. The menu is open, showing three options: '-- Select an item --', 'Fats, Oils, and Grease' (highlighted in blue), 'Septage / Stormwater', and 'No Monthly Activity'. A red dashed arrow points to the 'Fats, Oils, and Grease' option. Below the dropdown are links for 'Forgot Password?' and 'Change Password'.

The following window will open:

The screenshot shows the homepage of the 'Liquid Waste Transporter Electronic Manifest' system. The header includes the Miami-Dade County logo and navigation links: Home, Help, Search, Manifest, List of Grease Discharge Operating Facilities, and Logout. A red dashed arrow points to the 'List of Grease Discharge Operating Facilities' link. Below the navigation bar is a large button labeled 'Submit Your FOG Single-Load Manifest'.

Select “List of Grease Discharge Operating Facilities”. The list that pops up can be ordered by **GDO Permit #**, **Facility Name** or **Facility Address**.

The screenshot shows the 'List of Grease Discharge Operating Facilities' page. It includes a table with the following data:

<u>GDO Permit #</u>	<u>Facility Name</u>	<u>Facility Address</u>	<u>Contact</u>	<u>Phone #</u>
1	MIAMI BEACH RESORT OWNER, LLC	4833 COLLINS AVE	Jacob Chetrit	305-532-3600
2	THE ALEXANDER HOTEL	5225 COLLINS AVE	David Dohmen	305-865-6500
3	VCH1, LLC DBA TROPICANA RESTAURANT & LOUNGE	1950 W 49 ST	Taylor Woods	305-823-2000
4	OSI/OUTBACK STEAKHOUSE OF FL, LLC DBA OUTBACK STEAKHOUSE #1077	13145 SW 89 PL	Michelle Daniels	813-282-1225
5	HONG KONG CITY OF MING HUA, LLC	7373 NW 36 ST	Yuan Ming Gan	305-592-5880

Sort is available by clicking on any of the underlined column headers. Change sort direction by clicking on the same underlined column header.

5. Forgot Password?

In the login main screen, select “Forgot Password?”

Login

Select By DERM LWT Permit # LWT Company Name

DERM LWT Permit # 999- LWT Miami

email Pepe.perez@gmail.com

Confirm email Pepe.perez@gmail.com

Password

Waste Type -- Select an item --

Submit Clear

[Forgot Password?](#) [Change Password](#)

The system will send you an e-mail with instructions.

6. How to Find Records Already Entered.

After login in, the system will bring you to the **Search** screen, where records can be retrieved by Disposal Facility Ticket # or by Disposal Facility name. Select Submit to upload the information.

Home Help Search Manifest List of Grease Discharge Operating Facilities Admin Logout

Search

The Search Criteria block is to search for existing saved records under especific Liquid Waste Tranporter's permit #. Please note that records that are past due will only be displayed in read-only mode and those that are not past due will still be able to be edited.

* Required fields

Search Criteria

Liquid Waste Transporter Permit # 999- LWT Miami

Disposal Facility Ticket # -- Select an item --

Disposal Facility -- Select an item --

Company Name

Sort by Ticket Number Ascending Descending

Submit Clear

Search Criteria

Liquid Waste Transporter Permit # 999-LWT Miami

Disposal Facility Ticket # 254131

Disposal Facility BROWARD - POMPANO

Company Name
-- Select an item --
SOUTH DISTRICT - MDWASD
BROWARD - POMPANO
OTHER

Search Criteria

Liquid Waste Transporter Permit # 907 - WASTEWATER SERVICES OF SOUTH FLORIDA INC

Disposal Facility Ticket # 254131

Disposal Facility
254131
254141
254184
254189

Updated 03/30/2018