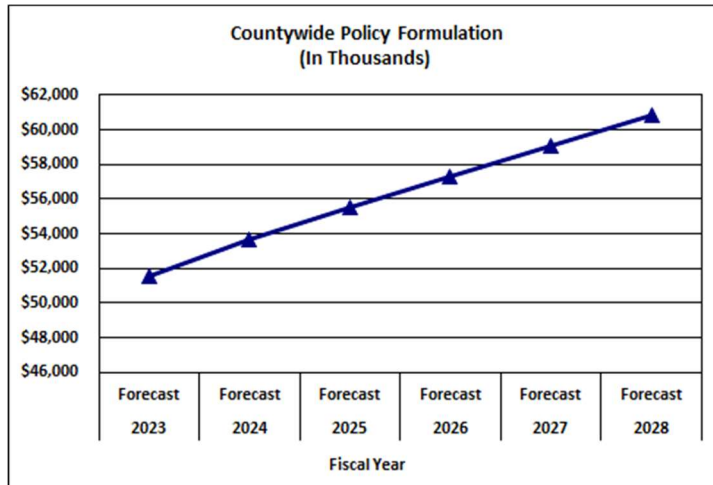


FY 2022-23 Adopted Budget and Multi-Year Capital Plan

EXPENDITURE FORECAST

COUNTYWIDE EXPENSE FORECAST

Policy Formulation

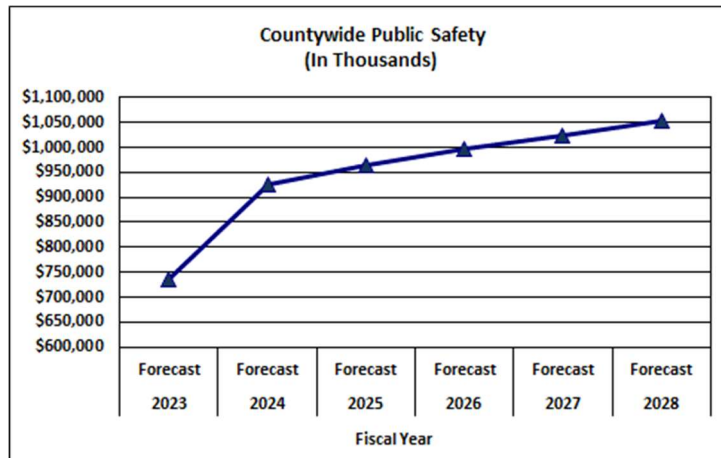


Description: Consists of the Office of the Mayor, Board of County Commissioners and County Attorney.

Fiscal Year	Growth
2023-24	4.00%
2024-25	3.50%
2025-26	3.30%
2026-27	3.00%
2027-28	3.00%

Comments: Growth based on the County's inflationary rate.

Public Safety



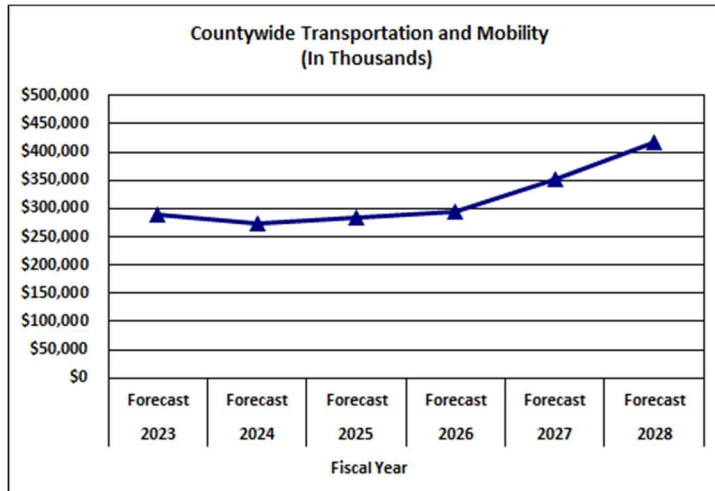
Description: Consists of Police, Juvenile Services, Judicial Administration, Office of the Clerk, Corrections and Rehabilitation, Fire Rescue, Independent Civilian Panel, Office of Emergency Management and Medical Examiner.

Fiscal Year	Growth
2023-24	25.80%
2024-25	4.30%
2025-26	3.20%
2026-27	2.90%
2027-28	2.90%

Comments: Growth based on County's inflationary rate, annualization of prior year service enhancements, debt service payments and reduced ARP reimbursements beginning in FY 2023-24. FY 2023-24 reflects the first availability payment for the Civil Courthouse Project.

FY 2022-23 Adopted Budget and Multi-Year Capital Plan

Transportation and Mobility

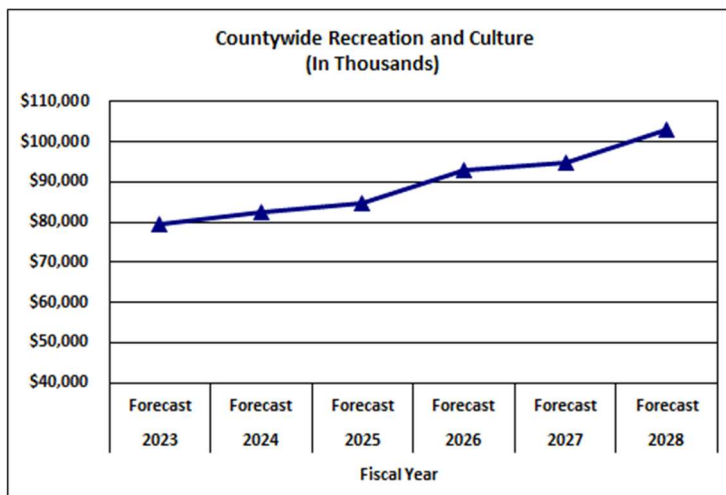


Description: Consists of Department of Transportation and Public Works.

Fiscal Year	Growth
2023-24	-5.60%
2024-25	3.60%
2025-26	3.50%
2026-27	20.90%
2027-28	17.10%

Comments: Growth affected by Transit maintenance of effort and the County's inflationary rate; also includes extraordinary support, beginning in FY 2026-27, to transit to help offset future debt service requirements and collective bargaining agreements.

Recreation and Culture



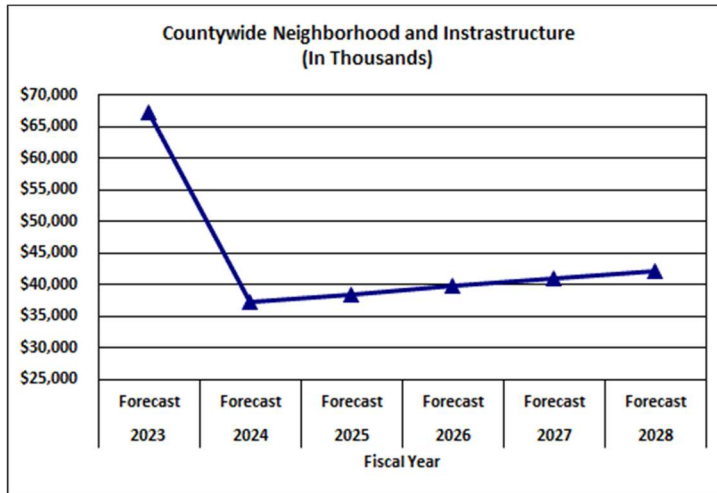
Description: Consists of Park, Recreation and Open Spaces and Cultural Affairs.

Fiscal Year	Growth
2023-24	3.80%
2024-25	2.80%
2025-26	9.70%
2026-27	2.30%
2027-28	8.60%

Comments: Growth based on the County's inflationary rate, annualization of prior year service enhancements, additional CIIP debt service payments beginning in FY 2023-24 and the County's contribution to scheduled Orange Bowl and Orange Blossom events.

FY 2022-23 Adopted Budget and Multi-Year Capital Plan

Neighborhood and Infrastructure

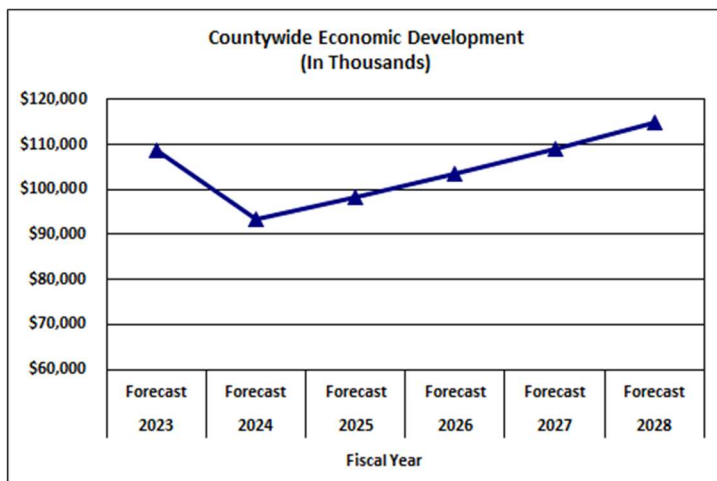


Description: Consists of Solid Waste Management and Animal Services.

Fiscal Year	Growth
2023-24	-44.70%
2024-25	3.50%
2025-26	3.30%
2026-27	3.00%
2027-28	3.00%

Comments: Growth based on the County's inflationary rates, reduced ARP expenditures beginning in FY 2023-24 and the impact of additional dedicated funding for Animal Services and Mosquito Control.

Economic Development



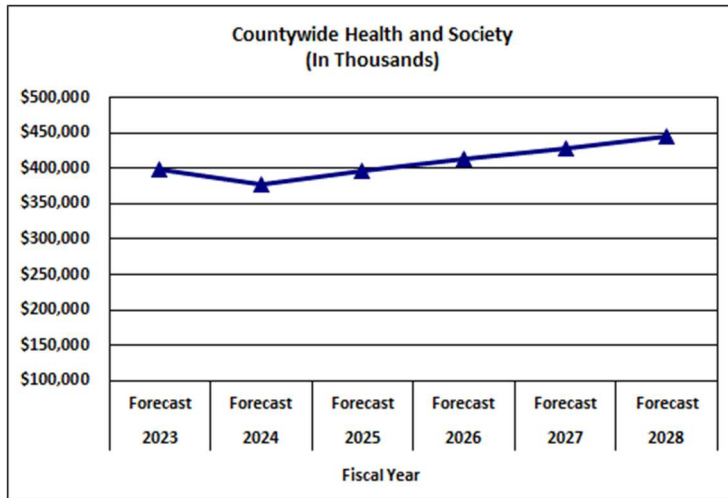
Description: Consists of Regulatory and Economic Resources, Miami-Dade Economic Advocacy Trust and Tax Increment Financing payments associated with all Community Redevelopment Areas. Reflects Miami Beach amended agreement.

Fiscal Year	Growth
2023-24	-14.10%
2024-25	5.30%
2025-26	5.30%
2026-27	5.30%
2027-28	5.30%

Comments: Growth based on the County's tax roll and inflationary rate, reduced ARP expenditures beginning in FY 2023-24 and CRA agreement with City of Miami Beach.

FY 2022-23 Adopted Budget and Multi-Year Capital Plan

Health and Society

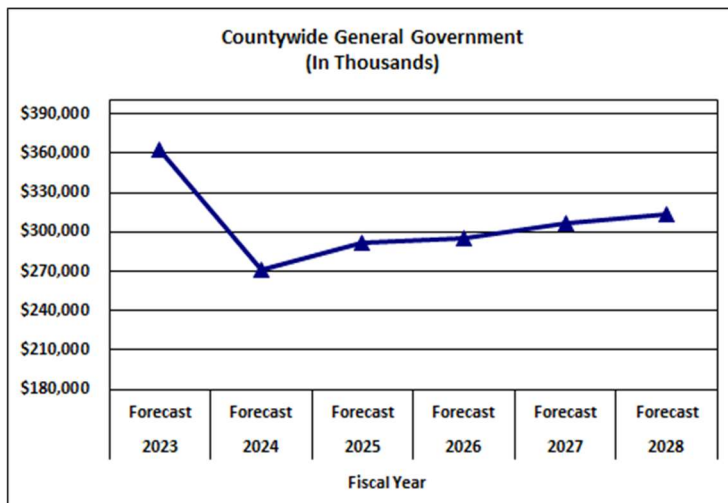


Description: Consists of the Public Health Trust (PHT) maintenance of effort payment and Community Action and Human Services.

Fiscal Year	Growth
2023-24	-4.70%
2024-25	5.20%
2025-26	4.10%
2026-27	3.70%
2027-28	3.70%

Comments: Growth affected by PHT Maintenance of Effort and the County's inflationary rate; includes Medicaid adjustment per State legislation provision and reduced ARP expenditures beginning in FY 2023-24.

General Government



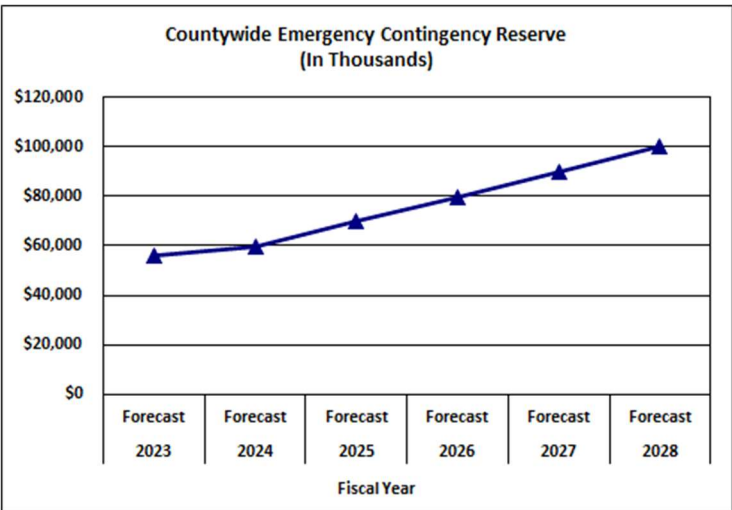
Description: Consists of Audit and Management Services, Human Resources, Internal Services, Management and Budget, Communications, Information Technology, Elections, Commission on Ethics and Public Trust, Inspector General and the Property Appraiser.

Fiscal Year	Growth
2023-24	-25.00%
2024-25	7.20%
2025-26	1.40%
2026-27	3.80%
2027-28	2.20%

Comments: Growth based on the County's inflationary rate, reduced ARP expenditures beginning in FY 2023-24 and a variation of election expenses and resumed transfers to the Countywide Emergency Contingency Reserve.

FY 2022-23 Adopted Budget and Multi-Year Capital Plan

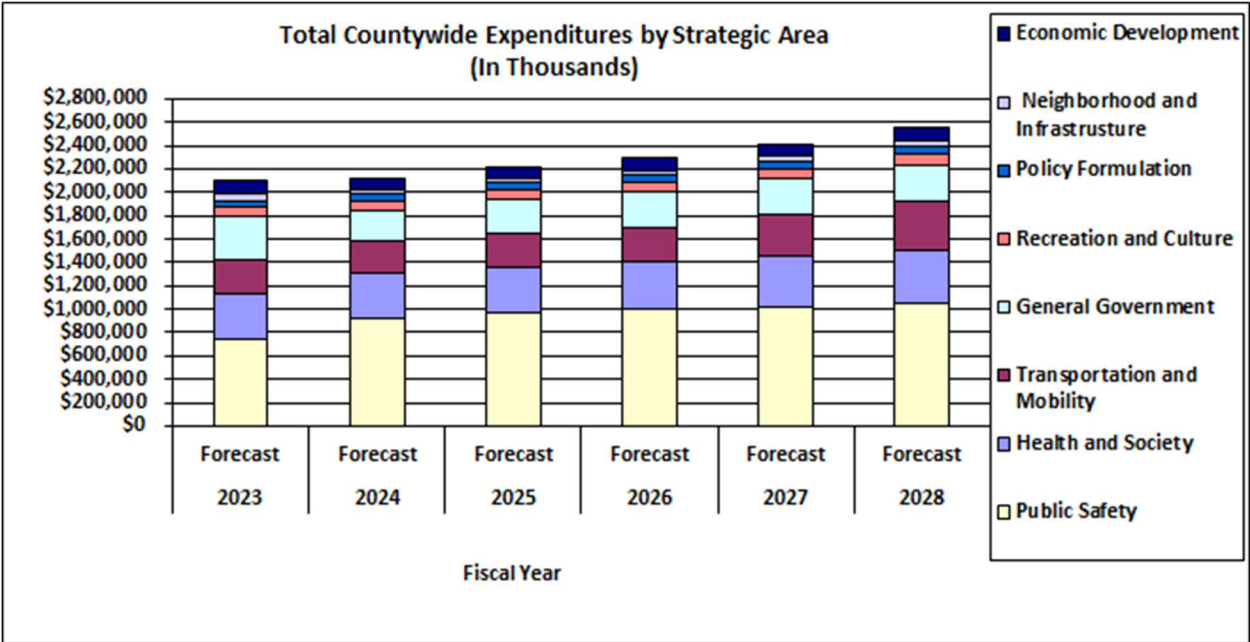
Emergency Contingency Reserve



Description: Emergency reserve created to enhance the County’s ability to respond to emergencies and to help strengthen the County’s fiscal condition as it pertains to credit-rating agency reviews.

Fiscal Year	Contribution
2023-24	7.00%
2024-25	16.90%
2025-26	14.40%
2026-27	12.60%
2027-28	11.20%

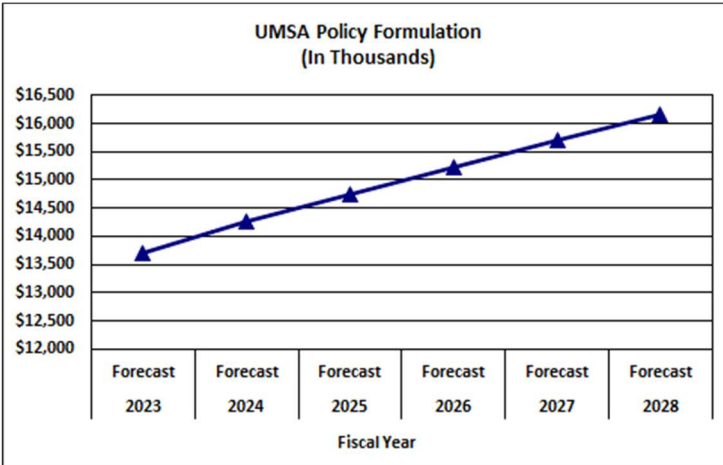
Comments: Plan assumes transfer resuming in FY 2023-24 and additional transfers to the Countywide Contingency Reserve continue until reaching goal of \$100 million.



FY 2022-23 Adopted Budget and Multi-Year Capital Plan

UMSA EXPENSE FORECAST

Policy Formulation

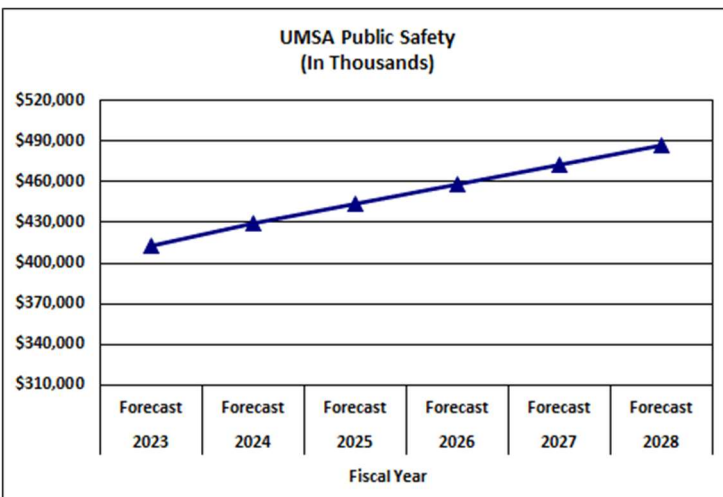


Description: Consists of the Office of the Mayor, Board of County Commissioners and County Attorney.

<u>Fiscal Year</u>	<u>Growth</u>
2023-24	4.00%
2024-25	3.50%
2025-26	3.30%
2026-27	3.00%
2027-28	3.00%

Comments: Growth based on the County's inflationary rate.

Public Safety



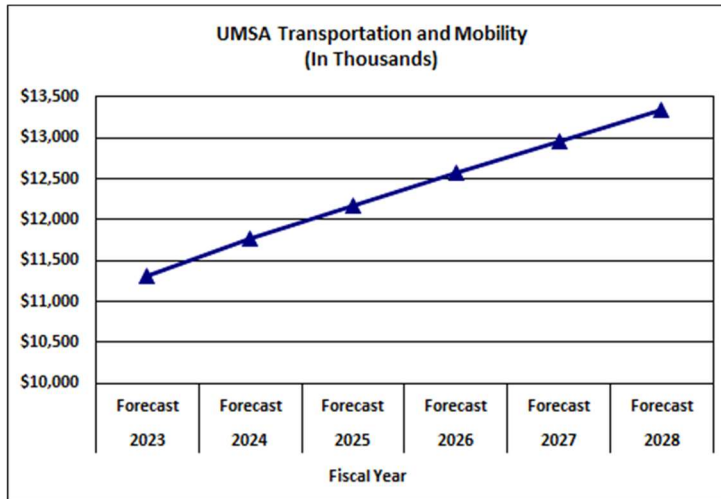
Description: Consists of Police Department.

<u>Fiscal Year</u>	<u>Growth</u>
2023-24	4.00%
2024-25	3.50%
2025-26	3.30%
2026-27	3.00%
2027-28	3.00%

Comments: Growth based on the County's inflationary rate.

FY 2022-23 Adopted Budget and Multi-Year Capital Plan

Transportation and Mobility

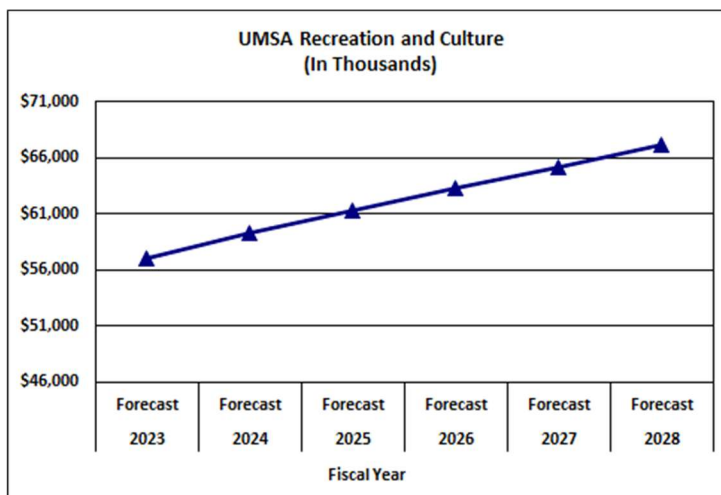


Description: Consists of Department of Transportation and Public Works.

<u>Fiscal Year</u>	<u>Growth</u>
2023-24	4.00%
2024-25	3.50%
2025-26	3.30%
2026-27	3.00%
2027-28	3.00%

Comments: Growth based on the County's inflationary rate.

Recreation and Culture



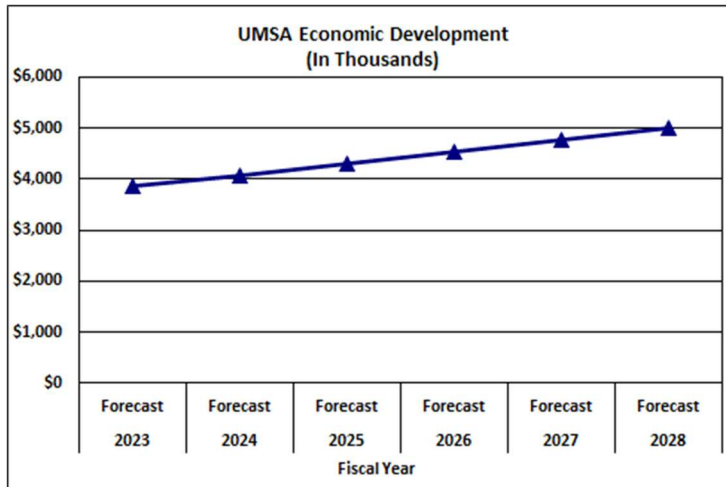
Description: Consists of Park, Recreation and Open Spaces.

<u>Fiscal Year</u>	<u>Growth</u>
2023-24	4.00%
2024-25	3.50%
2025-26	3.30%
2026-27	3.00%
2027-28	3.00%

Comments: Growth based on the County's inflationary rate and annualization of prior year service enhancements.

FY 2022-23 Adopted Budget and Multi-Year Capital Plan

Economic Development

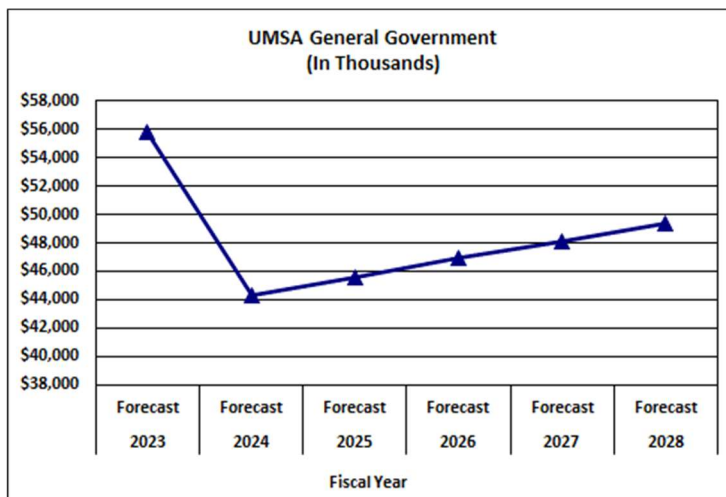


Description: Consists of Regulatory and Economic Resources and Tax Increment Financing payments associated with UMSA Community Redevelopment Areas.

Fiscal Year	Growth
2023-24	5.40%
2024-25	5.30%
2025-26	5.30%
2026-27	5.30%
2027-28	5.30%

Comments: Growth based on the County's inflationary rate.

General Government

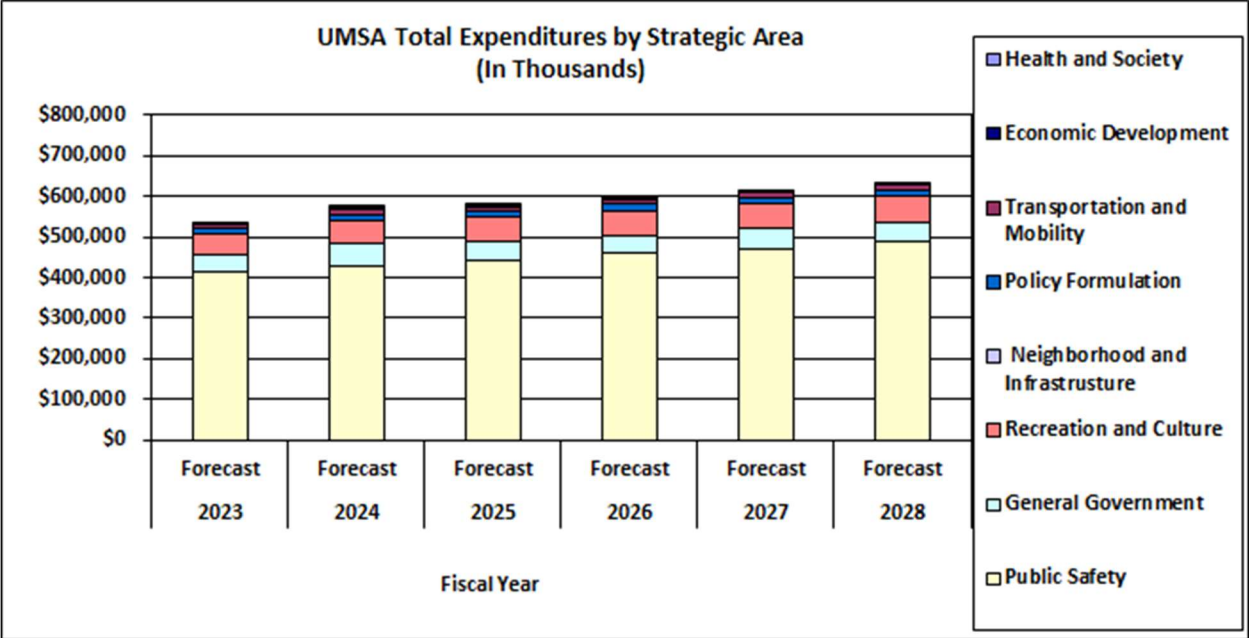


Description: Consists of Audit and Management Services, Human Resources, Management and Budget, Internal Services, Communications, and Information Technology.

Fiscal Year	Growth
2023-24	-20.80%
2024-25	3.00%
2025-26	2.90%
2026-27	2.60%
2027-28	2.60%

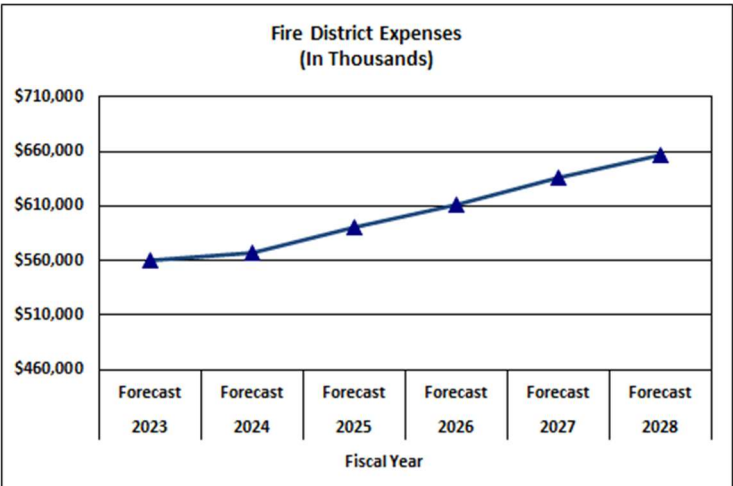
Comments: Growth based on the County's inflationary rate, reduced ARP expenditures and QNIP debt service payment beginning in FY 2023-24.

FY 2022-23 Adopted Budget and Multi-Year Capital Plan



FIRE DISTRICT EXPENSE FORECAST

Expenses



Description:

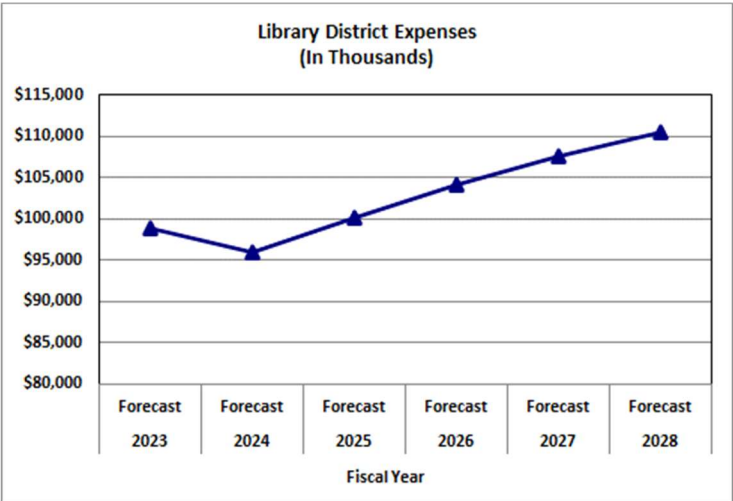
Fiscal Year	Growth
2023-24	1.20%
2024-25	4.30%
2025-26	3.50%
2026-27	4.00%
2027-28	3.30%

Comments: Growth based on the County's inflationary rate.

FY 2022-23 Adopted Budget and Multi-Year Capital Plan

LIBRARY DISTRICT EXPENSE FORECAST

Expenses



Description:

Fiscal Year	Growth
2023-24	-2.90%
2024-25	4.30%
2025-26	4.00%
2026-27	3.30%
2027-28	2.80%

Comments: Growth based on County's inflationary rate, reduction in transfers to capital reserves and start-up and operational costs for new libraries.