

## FY 2025-26 Adopted Budget and Multi-Year Capital Plan

---

### Miami-Dade Economic Advocacy Trust

The Miami-Dade Economic Advocacy Trust (MDEAT) works to promote self-sufficiency and strengthen the participation of, primarily, Miami-Dade County's Black community.

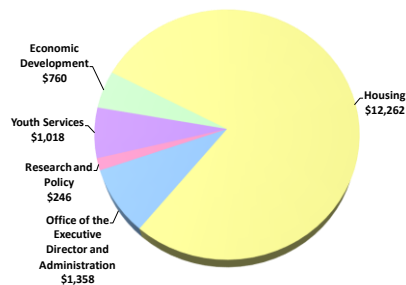
As part of the Economic Development and Public Safety strategic areas, MDEAT encourages and facilitates the coordination of programs providing assistance to the Black community and strives for the elimination of constraints within the community at large. These programs include housing opportunities for working families, a Youth Service program that includes Teen Court for youths, and various economic development initiatives to better the Black community of Miami-Dade County.

MDEAT is governed by a 15-member Board of Trustees selected by the MDEAT Nominating Council and appointed by the Miami-Dade County Board of County Commissioners (BCC). The Executive Director nomination is submitted by the Board of Trustees to the County Mayor, who recommends the nominee to the BCC for approval.

### FY 2025-26 Adopted Operating Budget

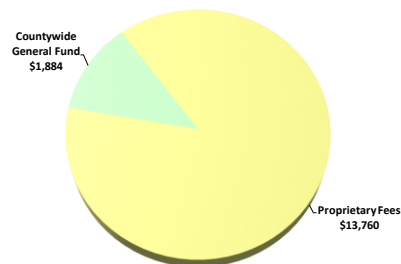
#### Expenditures by Activity

(dollars in thousands)



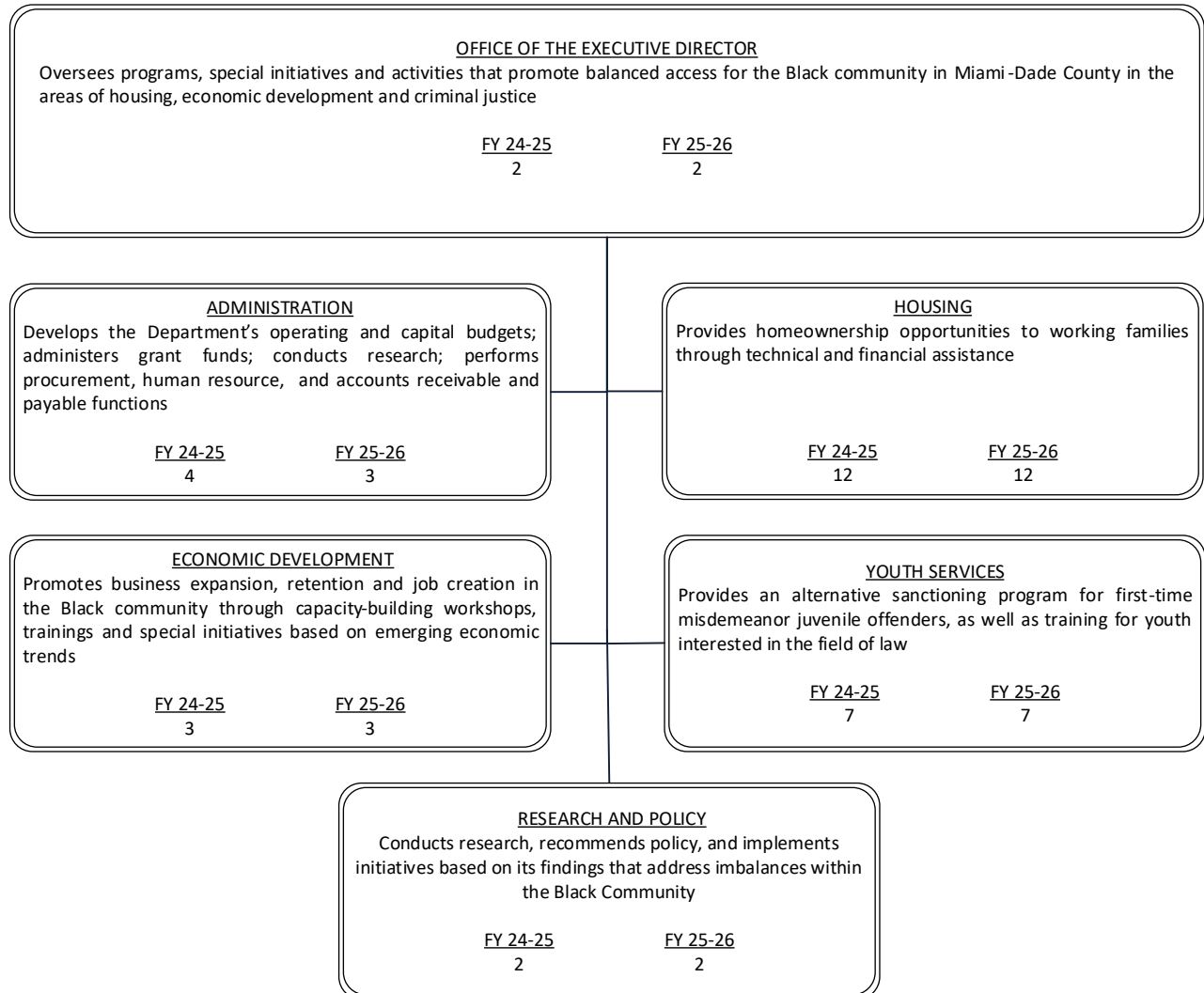
#### Revenues by Source

(dollars in thousands)



## FY 2025-26 Adopted Budget and Multi-Year Capital Plan

### TABLE OF ORGANIZATION



The FY 2025-26 total number of full-time equivalent positions is 29

## FY 2025-26 Adopted Budget and Multi-Year Capital Plan

### DIVISION: OFFICE OF THE EXECUTIVE DIRECTOR AND ADMINISTRATION

The Office of the Executive Director and Administration Division provides leadership and coordination of departmental operations and ensures financial, fiscal and accounting controls.

- Administers grant funds; develops operating and capital budgets
- Performs procurement, human resource and accounting functions
- Conducts research and analysis to reduce challenges to promote consistent access within the Black community
- Oversees programs, special initiatives that address challenges to progress for Black residents in comparison to the community-at-large in the areas of homeownership, economic development and criminal justice

### DIVISION COMMENTS

- *As part of our commitment to ensuring long-term financial stability, strengthening essential services, and improving operational efficiency, the FY 2025-26 Adopted Budget includes the elimination of one Contract Officer (\$139,000)*

### DIVISION: ECONOMIC DEVELOPMENT

The Economic Development Division helps to address the entry points for growth of the Black community by coordinating initiatives and programs for the benefit of the community at large.

- Champions for policies and programs that promote business expansion, retention, and job creation specifically within the Black community in Miami-Dade County; this includes working with local stakeholders to identify challenges to growth and developing strategies to address them
- Develops and implements capacity-building workshops, trainings, and special initiatives tailored to the needs of small businesses in the Black community; these programs focus on enhancing business skills, access to capital, and market opportunities to support the growth and sustainability of small businesses
- Organizes workshops and information sessions specifically tailored to the Black community to raise awareness about AI technologies, their potential applications, and their impact on various industries
- Organizes interactive workshops and seminars on various aspects of personal finance, including budgeting, saving, investing, and debt management; these workshops are tailored to the specific needs and challenges faced by the Black community
- Hosts seminars and programs focused specifically on wealth building strategies, such as real estate investment, entrepreneurship, and asset accumulation; these programs provide actionable insights and guidance on building generational wealth and creating economic opportunities for future generations

### Strategic Plan Objectives

- ED2-1: Encourage a dynamic and healthy small business community

Departmental Objectives	Performance Measures	Measure Type	Good Direction	FY 22-23	FY 23-24	FY 24-25	FY 25-26
				Actual	Actual	Budget	Target
Increase and promote Black economic access within the larger community	Number of community economic development forums conducted	OP	↔	5	16	12	12

## FY 2025-26 Adopted Budget and Multi-Year Capital Plan

### DIVISION COMMENTS

- The FY 2025-26 Adopted Budget includes grant funding to outside organizations in the amount of \$275,000 from the Countywide General Fund; this funding will provide small business owners access to capital to expand their business

### **DIVISION: YOUTH SERVICES**

The Youth Services Division aims to disrupt cycles of youth delinquency and create new career pipelines of economic opportunity and access for youth and families.

- Provides youth with a second chance through Teen Court's alternative sanctioning program for first-time
- Resolves school infractions between peers through Student Court, which operates in ten Miami-Dade County high schools
- Implements Career Pathways programming that is geared toward career readiness, connectivity, and exposure
- Provides policy recommendations for youth development and opportunity

### **Strategic Plan Objectives**

- HS2-1: Provide the necessary support services to residents in need

Departmental Objectives	Performance Measures	Measure Type	Good Direction	FY 22-23	FY 23-24	FY 24-25	FY 25-26
				Actual	Actual	Budget	Target
Provide outreach/prevention and intervention services to help decrease juvenile delinquency	Number of teen court referrals	OP	↔	225	184	150	160
	Number of workshop and training participants	OP	↔	1139	689	120	120
	Youth converted from teen court participants to volunteers	OP	↔	50	82	75	40

\*FY 2022-23 Actual was updated to match reconciled figures

### **DIVISION: HOUSING**

The Housing Division provides homeownership loans through construction, rehabilitation, and down payment assistance.

- Establishes partnerships with public, private sector and financial institutions to provide housing opportunities for income-constrained homebuyers
- Processes mortgage applications for homeownership
- Provides down payment and closing cost assistance to qualified income-constrained homebuyers
- Prioritizes home repairs that eliminate health and safety issues; funds home improvements and helps correct code violations
- Provides commercial loans to developers for the development of housing for homeowners

### **Strategic Plan Objectives**

- ED3-1: Foster stable homeownership to promote personal and economic security

Departmental Objectives	Performance Measures	Measure Type	Good Direction	FY 22-23	FY 23-24	FY 24-25	FY 25-26
				Actual	Actual	Budget	Target
Provide for more housing opportunities for income-constrained families in Miami-Dade County	Number of homeowners provided closing costs and down payment assistance	OP	↔	114	129	114	114

## FY 2025-26 Adopted Budget and Multi-Year Capital Plan

### DIVISION COMMENTS

- The Department's FY 2025-26 Adopted Budget includes \$1.5 million of Surtax funding to be used for the rehabilitation program to provide assistance with repairs to homeowners in need
- The Department's FY 2025-26 Adopted Budget includes \$4.5 million in loans to construct workforce housing for working families; loan programs are funded with Documentary Surtax funding

### **DIVISION: RESEARCH AND POLICY**

The Research and Policy Division provides a barometer on the conditions of Miami-Dade County's Black community as it fulfills the research and reporting mandates outlined in Ordinance 09-70. The Division is responsible for developing a scorecard showing the performance of entities charged with, and provided funding for, improving conditions in blighted communities. It is also responsible for developing a report card on the state of the Black community covering a range of factors tied to quality of life. The Division will oversee the development of the County's disparity study and monitor the implementation of recommendations from the study.

- Conducts research, recommends policy, and implements initiatives based on its findings that address constraints impacting the Black community
- Informs the BCC and the community of its findings

### **Strategic Plan Objectives**

- ED1-1: Promote and support a diverse mix of current and emerging industries vital to a growing economy

Departmental Objectives	Performance Measures	Measure Type	Good Direction	FY 22-23	FY 23-24	FY 24-25	FY 25-26
				Actual	Actual	Budget	Target
Conduct research on economic challenges facing the Black community and identify legislation that supports economic opportunity	Number of reports and studies conducted and submitted for the Black community	OP	↔	0	7	8	8

## FY 2025-26 Adopted Budget and Multi-Year Capital Plan

### SELECTED ITEM HIGHLIGHTS AND DETAILS

Line-Item Highlights	(dollars in thousands)				
	Actual FY 22-23	Actual FY 23-24	Budget FY 24-25	Projection FY 24-25	Adopted FY 25-26
Advertising	37	32	29	36	38
Fuel	0	0	0	0	0
Overtime	7	21	0	18	0
Rent	19	9	26	12	12
Security Services	6	5	7	6	6
Temporary Services	51	132	50	135	150
Travel and Registration	8	16	18	19	19
Utilities	15	16	15	15	20

### OPERATING FINANCIAL SUMMARY

(dollars in thousands)	Actual FY 22-23	Actual FY 23-24	Budget FY 24-25	Adopted FY 25-26	(dollars in thousands)	Total Funding		Total Positions	
						Budget FY 24-25	Adopted FY 25-26	Budget FY 24-25	Adopted FY 25-26
<b>Revenue Summary</b>					<b>Strategic Area: Public Safety</b>				
General Fund Countywide	1,729	2,023	1,940	1,884	Youth Services	1,041	1,018	7	7
Carryover	19,317	21,379	13,795	13,256	<b>Strategic Area: Economic Development</b>				
Documentary Stamp Surtax	3,803	3,702	3,131	4,200	Office of the Executive	1,374	1,358	6	5
Interest Earnings	699	639	712	322	Director and Administration				
Surtax Loan Payback	0	9	4	4	Economic Development	719	760	3	3
Teen Court Fees	640	614	604	731	Housing	11,752	12,262	12	12
Federal Grants - ARP Act	375	0	0	0	Research and Policy	220	246	2	2
Total Revenues	26,563	28,366	20,186	20,397	Total Operating Expenditures	15,106	15,644	30	29
<b>Operating Expenditures</b>									
<b>Summary</b>									
Salary	2,222	2,462	2,817	3,015					
Fringe Benefits	906	997	1,226	1,327					
Court Costs	5	0	0	0					
Contractual Services	714	604	85	325					
Other Operating	350	769	1,568	1,561					
Charges for County Services	120	114	135	141					
Grants to Outside Organizations	867	1,658	9,275	9,275					
Capital	0	0	0	0					
Total Operating Expenditures	5,184	6,604	15,106	15,644					
<b>Non-Operating Expenditures</b>									
<b>Summary</b>									
Transfers	0	0	0	0					
Distribution of Funds In Trust	0	0	0	0					
Debt Service	0	0	0	0					
Depreciation, Amortizations and Depletion	0	0	0	0					
Reserve	0	0	5,080	4,753					
Total Non-Operating Expenditures	0	0	5,080	4,753					