


# BUSINESS PLAN ADOPTED BUDGET AND FIVE-YEAR FINANCIAL OUTLOOK

MIAMI-DADE COUNTY, FLORIDA



2019-2020 | Volume 1

SUMMARIES AND FIVE-YEAR PLAN





Carlos A. Gimenez, *Mayor*

## Board of County Commissioners

Audrey M. Edmonson, *Chairwoman*

Rebeca Sosa, *Vice Chairwoman*

Barbara J. Jordan, *District 1*

Jean Monestime, *District 2*

Audrey M. Edmonson, *District 3*

Sally A. Heyman, *District 4*

Eileen Higgins, *District 5*

Rebeca Sosa, *District 6*

Xavier L. Suarez, *District 7*

Daniella Levine Cava, *District 8*

Dennis C. Moss, *District 9*

Sen. Javier D. Souto, *District 10*

Joe A. Martinez, *District 11*

José "Pepe" Díaz, *District 12*

Esteban L. Bovo, Jr., *District 13*

Harvey Ruvín, *Clerk of Courts*

Pedro J. Garcia, *Property Appraiser*

Abigail Price-Williams, *County Attorney*

Jennifer Moon, *Director, Management and Budget*

**miamidade.gov or call 311**

The Government Finance Officers Association of the United States and Canada (GFOA) presented a Distinguished Budget Presentation Award to Miami-Dade County, Florida for its annual budget for the fiscal year beginning October 1, 2017. In order to receive this award, a governmental unit must publish a budget document that meets program criteria as a policy document, as an operations guide, as a financial plan and as a communications device.

This award is valid for a period of one year only. We believe our current budget continues to conform to program requirements and we are submitting it to GFOA to determine its eligibility for another award.



GOVERNMENT FINANCE OFFICERS ASSOCIATION

*Distinguished  
Budget Presentation  
Award*

PRESENTED TO

**Miami-Dade County  
Florida**

For the Fiscal Year Beginning

**October 1, 2018**

A handwritten signature in black ink that reads "Christopher P. Morill". The signature is written in a cursive style.

Executive Director



## Our Vision

Delivering excellent service, today and tomorrow

## Our Mission

Delivering excellent public services that address our community's needs and enhance our quality of life, now and in the future


## Our Guiding Principles

In Miami-Dade County government  
we are committed to being:

- Resilient
- Customer-focused
- Honest, ethical and fair
- Accountable and responsive
- Diverse and sensitive
- Efficient and effective
- Innovative
- Valuing and respectful
- Action-oriented



# MESSAGE FROM THE MAYOR



**December 5, 2019**

To the Residents of Miami-Dade County:

When I was first elected Mayor of Miami-Dade County, I pledged to you, the residents, that our community would be better – safer, stronger, more financially secure and prepared for challenges – when my term was completed than when I took office. We have made great progress towards these goals in the last eight years. Fiscal Year 2019-20 will be my final full fiscal year as Mayor and the FY 2019-20 Proposed Budget remains focused on the future resilience of Miami-Dade County.

Over the last eight years we have fed more than 3.3 million meals to elderly citizens through congregate meals programs and home delivery, provided more than 5,000 additional Head Start slots since fully delegating the federally-funded program in FY 2012-13 and added more than 500 emergency homeless beds.

We have funded in excess of \$16 million each year for the last four years for programs targeting youth violence and intervention. Just since 2014, juvenile arrests have gone down nearly 40 percent and 12,500 youth diverted from the traditional juvenile justice system. Each year, the Youth Sports Champions Series involves more than 9,000 participants and since they were created, the Fit2Play and Fit2Lead programs have impacted more than 1,500 kids.

More than 1,000 new Police Officers have graduated from the academy and we have deployed approximately 1,600 body worn cameras. We have built eight new fire stations and added 13 new fire rescue units. We have been able to close three correctional facilities and hired 826 Correctional Officers to meet the requirements of the Department of Justice consent agreement.

More than 2,700 vehicles have been replaced in our fleet and we have put into service nearly 250 compressed natural gas (CNG)-powered buses. Capital development has surged at our ports, with projects completed at both the North and South Terminals of Miami International Airport and agreements in place with major cruise lines to expedite the development of new cruise terminals at PortMiami. The Automated Traffic Management System (ATMS) has been installed along the 10 most congested corridors in Miami-Dade County.

The County has completed more than \$1 billion of BBC-GOB projects since 2011, including parks, museums and other facilities, renovations to courthouses and jails, and more than 1,800 affordable housing units through Commission District allocations. More than \$1.5 billion of water and wastewater pipe replacements, pump station improvements and treatment plant upgrades have been completed and eight LEED silver or gold certified buildings have come on line. The Environmentally Endangered Lands (EEL) program has purchased almost 1,800 acres of land and beach renourishment projects have added 1.3 million cubic yards of sand on 13 miles of beaches. To restore the tree canopy in our community, almost \$2 million has been spent so far on the “Million Trees Miami” campaign.

We responded to the Zika virus and became the only community within which the virus was completely eradicated. We prepared for and recovered from Hurricane Irma. To address illegal dumping and litter in our community, we implemented four additional bulky waste crews. The Animal Services Department achieved No-Kill status in 2015 and opened a new pet-friendly shelter in 2018.

More than \$118 million in funding has been invested in the arts and cultural activities through competitive grants and programming. Library hours have been expanded to 2,509 a week at 50 locations and annual spending on books and materials has gone up by more than \$1 million each year. A Television, Film and Entertainment Production Incentive Program was created to attract production to our community and create new jobs.

Last week we held the ribbon cutting for Phase One of the Liberty Square project. The entire plan involves demolishing the existing 709 units and replacing them with 1,455 new units as part of a mixed-use development that includes public housing, affordable housing and market-rate units. Phase One includes demolishing 73 units and building six buildings with 204 new units.

We have implemented paperless time reporting and payables processing and began implementation of a full Enterprise Resource Planning (ERP) system. We train 12,000 employees a year on subjects such as ethics, diversity, management, and addressing unconscious biases. We re-precincted voting districts and opened additional early voting sites. Government meetings are now digitally streamed on Facebook and Twitter.

All this was done while reducing taxes by more than \$1.887 billion, saving the taxpayer more than \$1,722 and putting away an additional \$50 million in reserves. The beginning of this process was not easy. Employee pay and benefit concessions were necessary and certain services were reduced.

We reorganized the government, combining certain functions in order to improve coordination and promote efficiency. We have now stabilized. Employee pay and benefits have been restored and we are able to provide the level of service our community desires and deserves. We are on sound financial footing.

The FY 2019-20 Budget continues these trends. We will hire more correctional officers, firefighters and police officers, increasing the total sworn contingents in each of these departments. Funding for youth intervention programs is increased, emphasizing family intervention and diversion programs for at-risk youth, rather than waiting for children to enter the juvenile justice system to have issues addressed.

The redevelopment of Liberty Square will continue, transforming the area into viable, energy efficient, sustainable neighborhoods. The FY 2019-20 Budget includes \$263.3 million in total for affordable housing, which includes \$194 million in funding ready to be spent for projects already identified. We will open a new animal services facility in Liberty City to provide services for pets in this underserved area of the County. Work will continue on our water and wastewater infrastructure as well as the capital improvement plans at our Airports and Seaport. Additional funding to help support the planning efforts of the Resilient 305 Strategy is included, as well as funding to attempt to mitigate new impacts of climate change, such as the presence of large amounts of seaweed on our beaches.

We will continue to enhance our digital resilience, employing resources to protect our data from daily threats. More vehicles will be replaced, introducing new, more energy efficient and clean-running buses, sedans, vans and trucks to the County fleet. Funding is increased for our reserves and we have set aside reserves to complete the current round of negotiations with our unions and begin the next round.

A renewed focus will be placed on our infrastructure: County facilities. A Countywide Infrastructure Investment Plan has been developed and funding identified through a number of sources to bring our facilities up to code, repair and renovate the exteriors and interiors of our buildings, replace elevators and building management systems, renew parks and cultural centers, improve security throughout our facilities and do many other needed repairs to make our buildings and other assets more efficient, more comfortable places to visit, work and conduct business. The 20-year plan totals more than \$1.8 billion. We have already started the first projects and we anticipate spending \$120 million in spending the first year. Funding to support these efforts has been identified by redirecting funds that had been earmarked for emergency repairs or intended to supplement projects for which other funding has not been identified. Proceeds of the Homestead Exemption Mitigation Reserve seeded the plan beginning in February when we directed a portion of that reserve be utilized to replace elevators and enhance security in the Stephen P. Clark Center, expand the Shotspotter program and repair County-operated cultural centers. We are treating the CIIP as a major capital campaign, with dedicated staff to advance goals and objectives and focus on expedited completion of these critical projects.

The FY 2019-20 eliminates the use of the Transportation surtax proceeds to fund services in place prior to the passage of the People's Transportation Plan (PTP). The subsidy from the General Fund for public transit service is now supporting \$5 million worth of those services authorized by the voters when the PTP surtax was approved. This subsidy will increase each year. By 2024, these services will be completely supported by the General Fund. This year we will continue the replacement of Metrorail trains, which will lead to service reliability improvement, as well as put 260 new buses on the road allowing for older buses to be retired.

The FY 2019-20 Budget is your first glimpse of our refreshed and resilience-focused Strategic Plan concept. All departmental narratives are re-organized, improving the flow of information regarding our budget and performance measures, categorized not only by the elements of the County strategic plan, but also by the resilience dimensions promulgated by the Rockefeller 100 Resilient Cities initiative. As one of the first communities engaged with the Adrienne Arsht-Rockefeller Foundation Resilience Center, we wanted to make a statement regarding our dedication to the resilience of our community. In the next few months, we will roll out a newly designed performance measurement application – as one of the first applications of the Enterprise Resource Planning implementation effort – with a first of its kind Resilience Scorecard. Departments and activities will no longer be measured just by the traditional elements of the balanced scorecard, but also by the resilience dimensions which will highlight our employees continued efforts to prepare our government and our community for the future.

I am proud of this plan, its focus on the resilience of our community and its dedication to helping the most vulnerable segments of our community.

Sincerely,

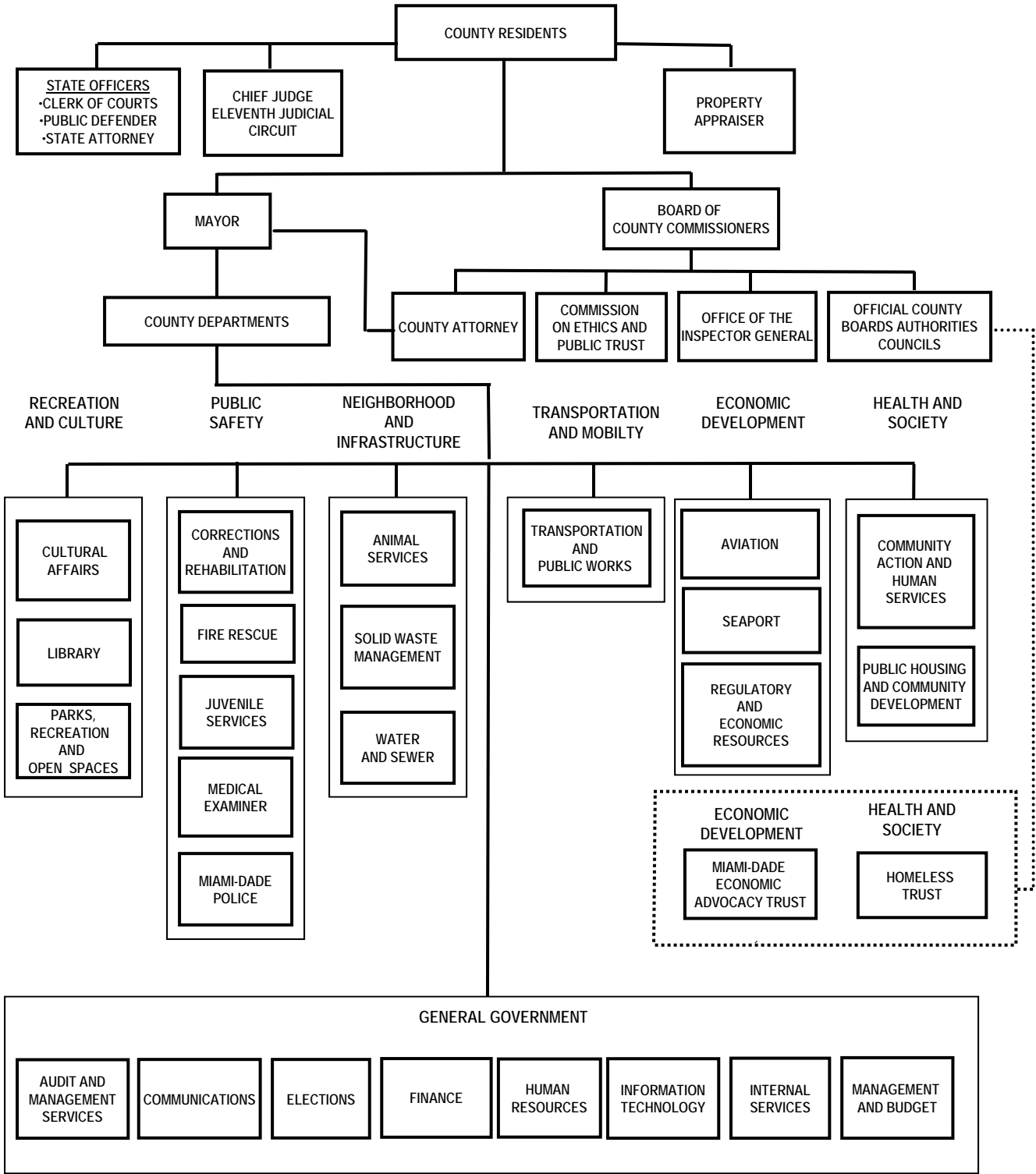


Carlos A. Gimenez  
Mayor

# MIAMI-DADE COUNTY

## TABLE OF ORGANIZATION

by STRATEGIC AREA  
2019-20



# TABLE OF CONTENTS

Budget Message to the Residents.....	7
Miami-Dade County Table of Organization.....	9
<b>Table of Contents.....</b>	<b>10</b>
<b>Budget-in-Brief .....</b>	<b>15</b>
<b>EXECUTIVE SUMMARY .....</b>	<b>23</b>
<b>Our County.....</b>	<b>28</b>
<b>Our Government.....</b>	<b>37</b>
Government Structure .....	40
Organizational Structure .....	41
<b>Results-Oriented Governing (Strategic Plan).....</b>	<b>43</b>
<b>Our Financial Structure.....</b>	<b>47</b>
<b>Budget Financial Policies .....</b>	<b>54</b>
<b>The Budget Process .....</b>	<b>60</b>
<b>The FY 2019-20 Adopted Budget.....</b>	<b>63</b>
Revenues .....	65
Expenditures.....	69
Health and Wellbeing.....	71
Economy and Society .....	72
Infrastructure and Environment .....	75
Leadership and Strategy.....	78
<b>Five-Year Financial Outlook .....</b>	<b>80</b>
Property Tax Supported Budgets .....	80
Assumptions .....	81
Revenue Forecast.....	83
Expenditure Forecast .....	91
Revenue/Expenditure Reconciliation.....	101
Financial Outlook Summary Charts.....	102
Major Proprietary Departments .....	105
<b>Budget Appropriation Schedules .....</b>	<b>121</b>
<b>APPENDICES .....</b>	<b>281</b>
Funding Summary .....	283
Operating Budget Expenditure by Revenue Source with Total Positions....	284
Expenditure by Category of Spending.....	291
Countywide General Fund Revenue .....	306
Unincorporated Municipal Service Area General Fund Revenue.....	308

## TABLE OF CONTENTS (cont'd)

Non-Departmental Expenditures .....	310
Capital Revenue Summary by Source .....	313
Capital Expenditure Summary by Strategic Area .....	317
Capital Budget .....	319
General Government Improvement Fund .....	343
Capital Unfunded Project Summary by Strategic Area and Department ....	345
Community-based Organizations Funding Summary .....	346
Gas Tax Revenue .....	350
Transient Lodging and Food and Beverage Taxes .....	351
Revenue Capacity .....	352
Debt Capacity .....	353
Ratios of Outstanding Debt by Type .....	354
Miami-Dade County Outstanding Debt.....	355
Outstanding Long-Term Liabilities .....	369
Financial Note 8 Long-Term Debt .....	370
Strategic Plan Objectives.....	371
Active Good and Services Contracts .....	376
<b>ACRONYMS, GLOSSARY, AND INDEX .....</b>	<b>395</b>

**This page intentionally left blank.**



# **FY 2019-20 ADOPTED BUDGET AND MULTI-YEAR CAPITAL PLAN**





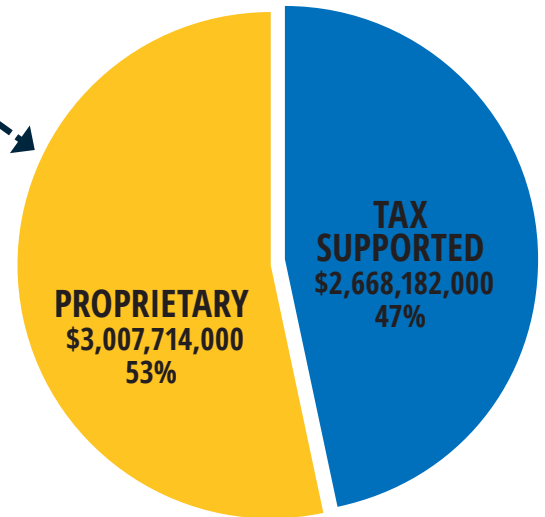
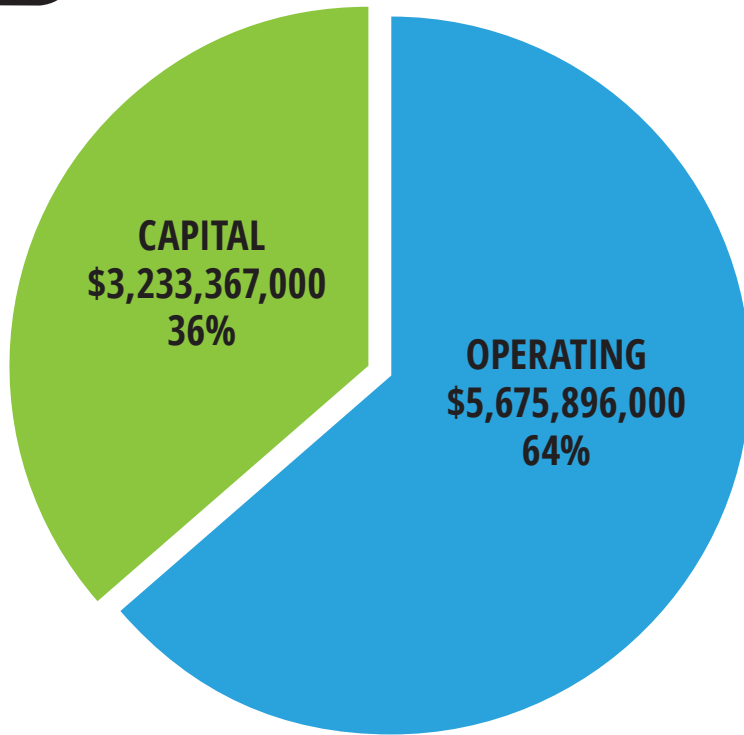
# BUDGET-IN-BRIEF



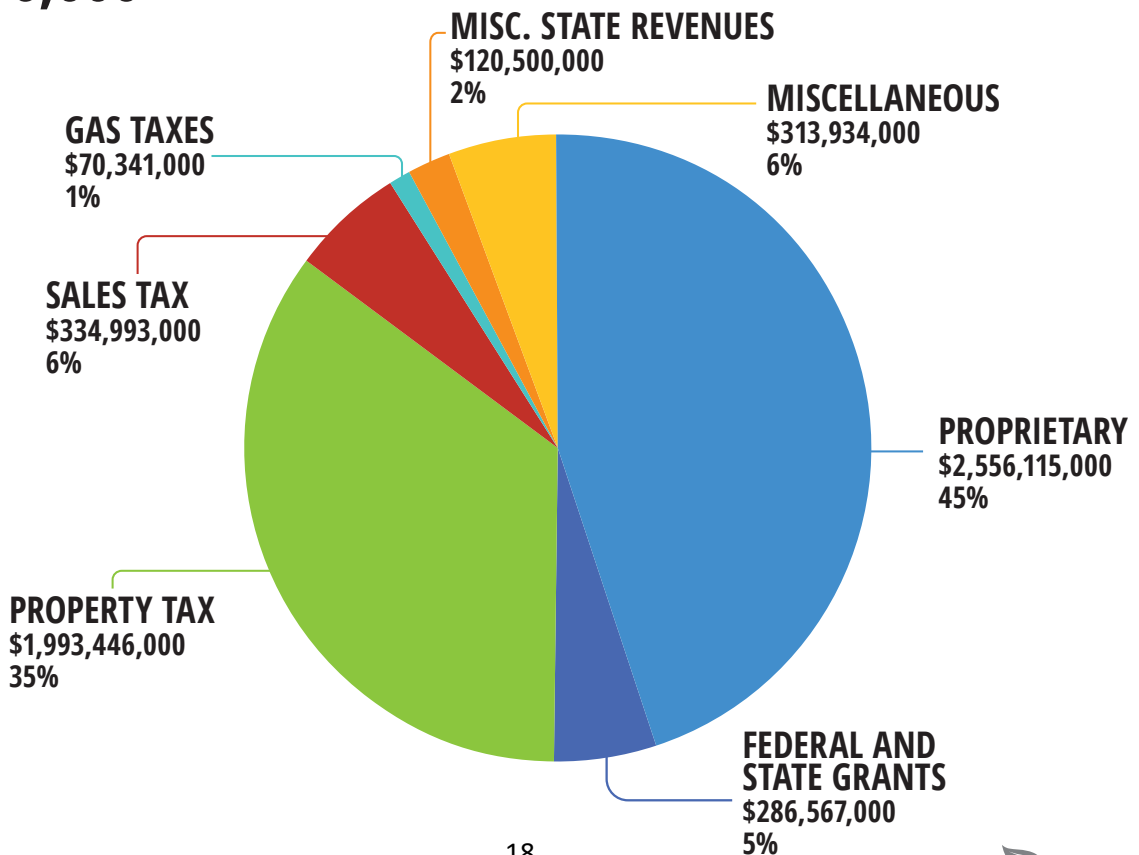
**This page intentionally left blank.**



**TOTAL BUDGET:  
\$8,909,263,000**

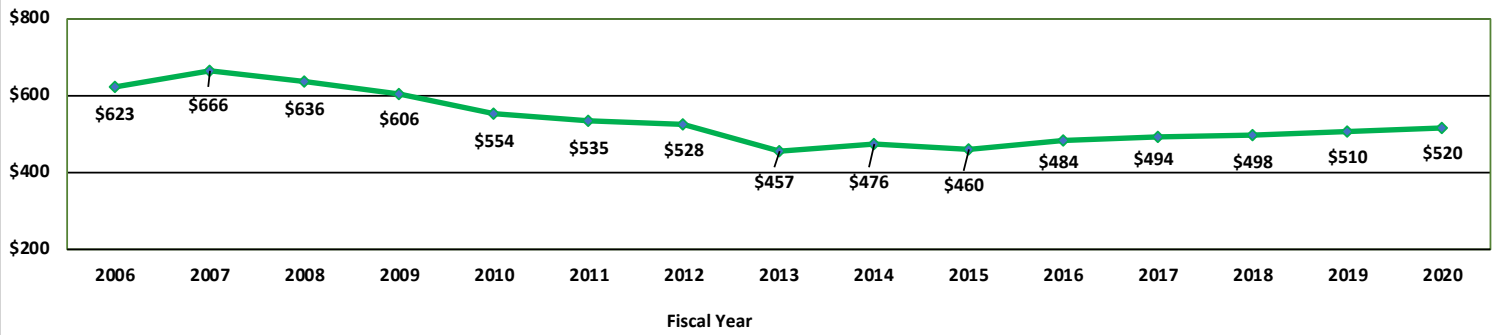


**OPERATING BUDGET BY SOURCE:  
\$5,675,896,000**

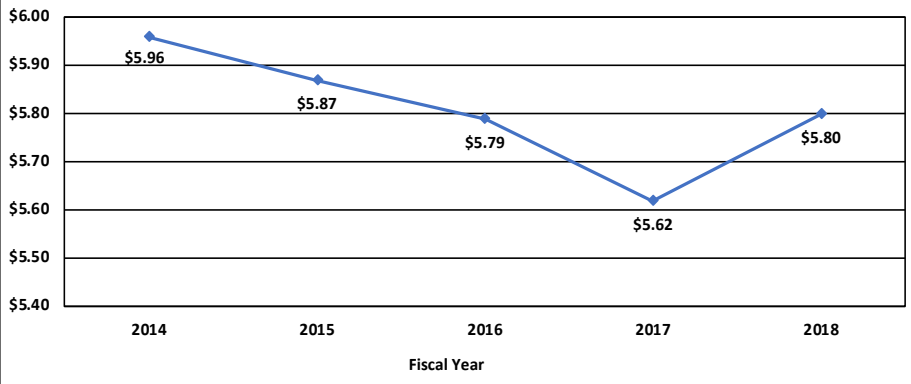




**Government Spending per Resident**



**Debt per Resident**



**2019 Median income within the County**

**\$54,900**

**Percent of Budget Spent on Salaries and Benefits for County Employees**

Salaries	\$2,267,157,000
Benefits	\$976,619,000
Total Personnel Costs	\$3,243,776,000
Total Budget	\$5,675,896,000
	57.16%
Average Salary*	\$66,171

\*Reflects Base Salary including Supplements

FUNDING SOURCE	ACTUALS						BUDGET			
	FY 2015-16	%	FY 2016-17	%	FY 2017-18	%	FY 2018-19	%	FY 2019-20	%
PROPRIETARY	\$3,214,656,000	56	\$3,219,659,000	54	\$3,514,977,000	55	\$2,310,608,000	43	\$2,556,115,000	45
FEDERAL & STATE GRANTS	\$286,703,000	5	\$276,600,000	5	\$269,309,000	4	\$286,282,000	5	\$286,567,000	5
PROPERTY TAX	\$1,480,531,000	26	\$1,626,776,000	27	\$1,795,215,000	28	\$1,873,116,000	35	\$1,993,446,000	35
SALES TAX	\$355,915,000	6	\$359,641,000	6	\$369,937,000	6	\$373,330,000	7	\$334,993,000	6
GAS TAXES	\$69,638,000	1	\$71,775,000	1	\$70,940,000	1	\$68,120,000	1	\$70,341,000	1
MISC. STATE REVENUES	\$99,055,000	2	\$99,861,000	2	\$105,256,000	2	\$118,520,000	2	\$120,500,000	2
MISCELLANEOUS	\$281,445,000	5	\$275,381,000	5	\$259,154,000	4	\$327,245,000	6	\$313,934,000	6
<b>TOTAL OPERATING BUDGET</b>	<b>\$5,787,943,000</b>		<b>\$5,929,693,000</b>		<b>\$6,384,788,000</b>		<b>\$5,357,221,000</b>		<b>\$5,675,896,000</b>	
TOTAL EMPLOYEES	26,201		26,816		27,213		27,593		28,409	

# YOUR DOLLAR AT WORK



## PUBLIC SAFETY 31¢

*To provide a safe and secure community through coordinated efficient and effective professional, courteous public safety services*

**Goals:**

- Safe Community for All
- Reductions in Preventable Death, Injury and Property Loss
- Effective Emergency and Disaster Management

**Departments:** Corrections and Rehabilitation, Fire Rescue, Judicial Administration, Juvenile Services, Medical Examiner, Office of the Clerk, Police

## NEIGHBORHOOD AND INFRASTRUCTURE 20¢

*To provide efficient, accountable, accessible, and courteous neighborhood services that enhance quality of life and involve the community*

**Goals:**

- Safe, healthy and attractive neighborhoods and communities
- Continuity of Clean Water and Community Sanitation Services
- Protected and restored environment resources

**Departments:** Animal Services, Solid Waste Management, Water and Sewer

## RECREATION AND CULTURE 8¢

*To develop, promote and preserve outstanding cultural, recreational, library, and natural experiences and opportunities for residents and visitors of this and future generations*

**Goals:**

- Inviting recreational and cultural venues that provide world-class enrichment opportunities throughout Miami-Dade County
- Wide array of outstanding, affordable programs and services for residents and visitors

**Departments:** Cultural Affairs, Library, Parks, Recreation and Open Spaces

## TRANSPORTATION AND MOBILITY 8¢

*To provide a safe, intermodal, sustainable transportation system that enhances mobility, expedites commerce within and throughout the County, and supports economic growth*

**Goals:**

- Transportation system that facilitates mobility
- Safe transportation system
- Well-maintained, modern transportation infrastructure and assets

**Departments:** Transportation and Public Works

## HEALTH AND SOCIETY 10¢

*To improve the quality of life and promote independence by providing health care, housing, and social and human services to those in need*

**Goals:**

- Basic needs of vulnerable Miami-Dade County residents are met
- Self-sufficient and healthy population

**Departments:** Community Action and Human Services, Homeless Trust, Public Housing and Community Development

## GENERAL GOVERNMENT 7¢

*To provide good government and support excellent public service delivery*

**Goals:**

- Accessible, fair and responsible government
- Excellent, engaged and resilient workforce
- Optimal internal Miami-Dade County operations and service delivery
- Effective Leadership and Management Practices

**Departments:** Audit and Management Services, Commission on Ethics and Public Trust, Communications, Elections, Finance, Human Resources, Information Technology, Inspector General, Internal Services, Management and Budget, Property Appraiser

## ECONOMIC DEVELOPMENT 14¢

*To expand and further diversify Miami-Dade County's economy and employment opportunities, by promoting, coordinating, and implementing economic revitalization activities that reduce socio-economic disparity and improve the quality of life of all residents.*

**Goals:**

- An environment that promotes a growing, resilient and diversified economy
- Entrepreneurial development opportunities within Miami-Dade County
- Revitalized communities


**Departments:** Aviation, Seaport, Miami-Dade Economic Advocacy Trust, Regulatory and Economic Resources

## POLICY/ADMINISTRATION 1¢

*Delivering excellent public services that address our community's needs and enhance our quality of life, now and in the future.*

**Departments:** Office of the Mayor, Board of County Commissioners, County Attorney's Office

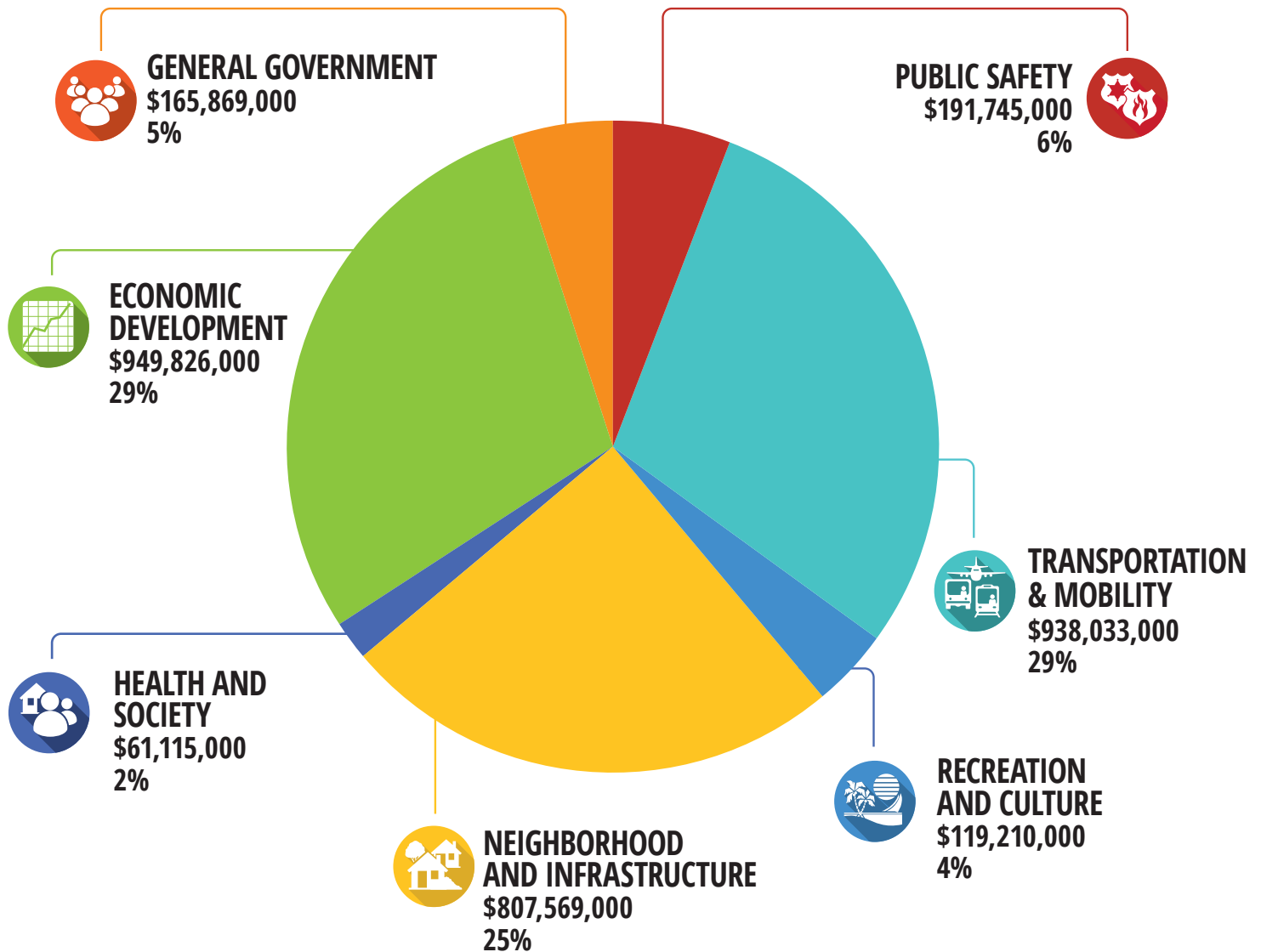
# CATEGORY DESCRIPTIONS



DESCRIPTION OF EXPENSES	
Salary	Total compensation costs associated with the 28,409 County Employees
Fringes	Employee federal taxes, pension, health insurance, and other expenses
Court Costs	Fees for accessing the court system and related services
Contractual Services	Work provided by outside contractors
Other Operating Cost	Leases of rental space, office supplies, travel, and other general goods and services
Charges for County Services	Services provided by internal support functions to County departments, such as telephone and network charges, fuel, vehicle repairs, and facility repairs and maintenance
Grants to Outside Organizations	Funding provided to community-based organizations and other not-for-profit entities
Capital	Purchase of office related equipment, furniture, and other assets
Interagency Transfers	Transfers between departments for services provided

Taxes Paid - \$200,000 Home In UMSA			
AUTHORITY	MILLAGE RATE	TAX	PERCENT OF TOTAL
Countywide Operating	4.6669	\$700	10.9%
UMSA Operating	1.9283	\$289	26.4%
Fire Rescue Operating	2.4207	\$363	13.7%
Library System	0.2840	\$43	1.6%
Countywide Debt Service	0.4780	\$72	2.7%
Fire Rescue Debt Service	0.0	\$0	0.0%
<b>Total to County</b>	<b>9.7779</b>	<b>\$1,467</b>	<b>55.2%</b>
<i>Other (School Board, Children's Trust, Everglades, Okeechobee Basin, S. Fl. Water Mgmt, Inland Navigation)</i>	7.9275	\$1,189	44.8%
<b>Total</b>	<b>17.7054</b>	<b>\$2,656</b>	<b>100%</b>

FY 2019-20 Adopted Budget and Multi-Year Capital Plan totals \$20.710 billion and includes 490 capital projects across all strategic areas. The Adopted Budget and Multi-Year Capital Plan is budgeted at \$3.233 billion. Below is the breakdown of the FY 2019-20 Adopted Capital budget by strategic area.



**TOTAL MULTI-YEAR CAPITAL PLAN:  
\$20,709,702,000**

**EXECUTIVE SUMMARY**

*“We must connect the dots between climate change, water scarcity, energy shortages, global health, food security and ...empowerment. Solutions for one problem must be solutions for all.” – Ban Ki-moon*

Rather than moving from one emergency to another, government should be solving problems for the long term, making communities resilient far into the future. We need to plan not only for the present and our sustainability, but our ability to flourish and support the needs of future residents of our community. In developing the annual budget, we take time to look ahead, anticipate our risks, and advance measured responses. In Miami-Dade County we remain focused on making our community resilient – resilient to natural disasters and climate change, resilient in the face of technological advancements and implementations that change the way we do business and the way our residents do business with us, resilient to developments that would threaten our history and heritage, resilient to the economic changes we experience locally, as well as financial impacts from changes in localized economies of communities around the world.

This year Miami-Dade County, as part of the Greater Miami & the Beaches resilience partnership, joined the Adrienne Arsht – Rockefeller Foundation Resilience Center and its mission to reach one billion people by 2030 with resilience solutions to the challenges of climate change, migration and security. We are proud to be part of this effort to help tackle the planet’s biggest challenges and help build a more resilient world. Our coalition of communities – including Miami-Dade County, the City of Miami, and the City of Miami Beach – have worked together as members of the organization of innovative governments leading the way in building urban resilience not just in South Florida, but across the world. The FY 2019-20 Adopted Budget expands this emphasis, allocating our resources to advance the resilience of Miami-Dade County.



[www.resilient305.com](http://www.resilient305.com)

## FY 2019-20 Adopted Budget and Multi-Year Capital Plan

---

The FY 2019-20 Adopted Budget is a balanced budget, with recurring revenues supporting recurring expenditures. This budget continues service levels, with focused enhancements in public safety, code enforcement, libraries, funding for community-based organizations and cultural grants, economic incentives, infrastructure investment and reserves.

The year, we have further strengthened our resilience – focused management efforts, refreshing our Strategic Plan to incorporate the four resilience dimensions promulgated by the Rockefeller 100 Resilient Cities initiative.

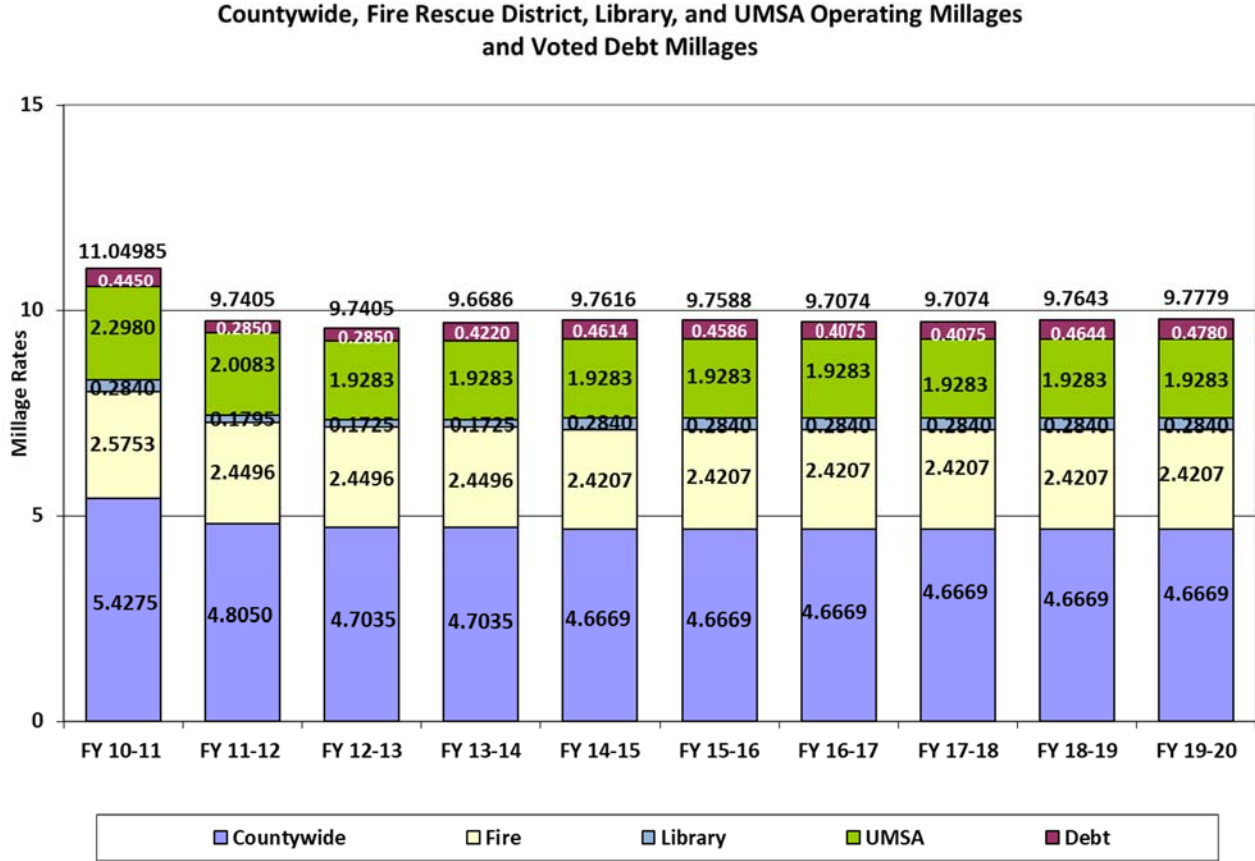
- Health and Wellbeing
- Economy and Society
- Infrastructure and Environment
- Leadership and Strategy

The departmental narratives now reflect the tie of performance measures to these resilience dimensions and will be the basis for our new “Resilience Scorecards.” These management scorecards are the first of their kind, providing snapshot to County leadership and the community about the role each department plays in the future resilience of our community and their relative performance on their stated goals. As we have in the past, initiatives that are specifically targeted towards our resilience efforts are notated with a leaf emoji (🍃). Details regarding individual departmental budgets may be found in Volumes 2 and 3. Volume 1 includes summary information, including Appendix B and C which lists all the efforts outlined in the Adopted Budget. While it may be argued that the role of local government and all that we do is to promote the sustainability and resilience of our community, the operating budget includes \$475 million in expenditures specifically targeted toward resilience efforts. In FY 2019-20, we anticipate spending more than \$3.177 billion of the total \$3.233 billion in capital projects dedicated to community resiliency in the capital plan. The multi-year total for all resiliency projects is \$20.625 billion.

<b>FY 2019-20 Adopted Budget</b>	<b>\$8.909 billion</b>
Adopted Capital Budget	\$3.233 billion
Adopted Operating Budget	\$5.676 billion
Proprietary Budget	\$3.008 billion
Tax-Supported Budget	\$2.668 billion
<b>Multi-Year Capital Plan</b>	<b>\$20.710 billion</b>
Unmet Operating Needs	\$98.01 million
Unfunded Capital Projects	\$18.824 billion

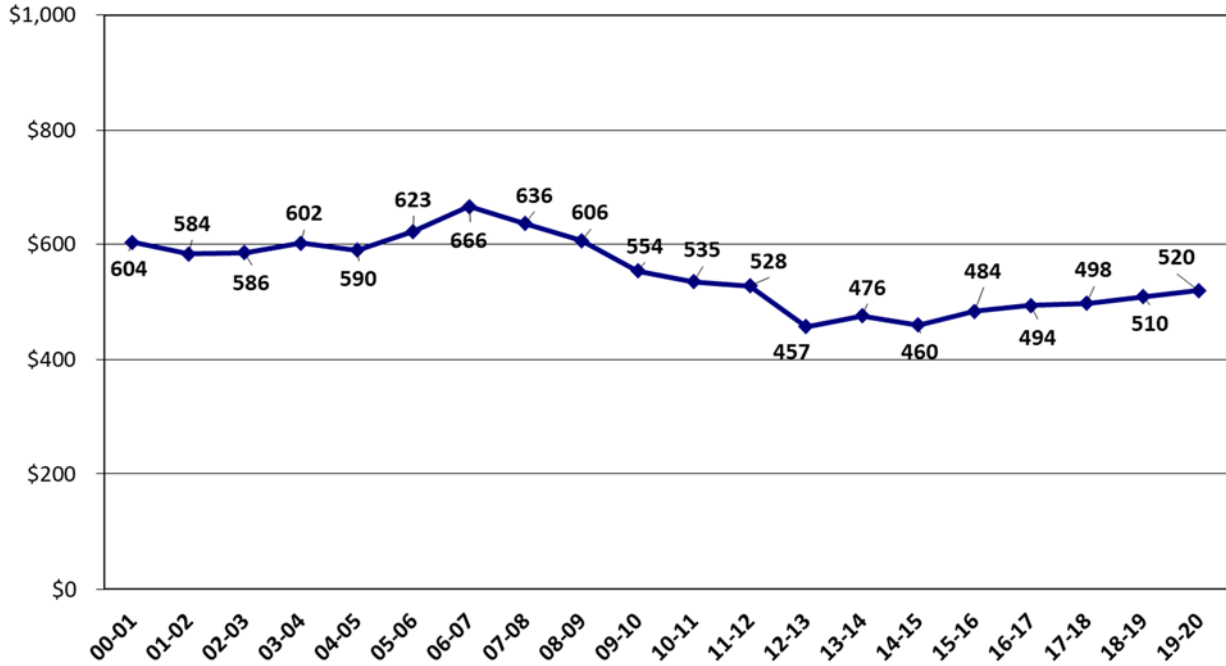
## FY 2019-20 Adopted Budget and Multi-Year Capital Plan

The FY 2019-20 Adopted Budget is balanced using the same operating tax (millage) rates as adopted for FY 2018-19 and is 4.4 percent higher than the FY 2018-19 Adopted Budget. The countywide debt service millage rate is 0.0136 mills higher than the adopted for FY 2018-19. The chart below illustrates the combined tax (millage) rates for the last 10 years.



We have been able to refocus our organization, applying our resources to ensure that the government is in a better position now than it has been in more than a decade, both in the level of service provided, but also in the cost of government for the taxpayer. The chart on the next page is both a simple and a compelling illustration of that progress. The “price of government” is a calculation that measures the cost of our general fund against our population, adjusted for inflation. Today, even with the enhancements we have put into place, our residents are paying a lower per capita cost than the average since 2000.

**Price of Government  
General Fund Budget Per Capita Adjusted for Inflation**



The FY 2019-20 Adopted Budget adds 853 positions, with a net change of 816 more positions than the FY 2018-19 Adopted Budget. More than 200 full-time positions were created by converting part-time hours to more stable full-time positions. Additional positions also include 90 more police officers, 150 Parks, Recreation and Open Spaces staff support on-going park operations and to begin the work on deferred maintenance needs. The table on the next page summarizes the budget and position changes by department.

These volumes reflect our efforts towards resilience and provide context for the relationship between the annual budget, individual departmental business plans, the Strategic Plan and the Resilient 305 strategy. The FY 2019-20 Adopted Budget sets forth specific goals and measurable objectives for the upcoming fiscal year and anticipated one-year results within each departmental narrative.

Also included is an overall five-year financial forecast for our tax-supported funds and major proprietary enterprises. The five-year financial forecast is not intended to be a multi-year budget, but rather a fiscal outlook based on current economic growth assumptions, state legislation, and anticipated cost increases. The forecast reflects continuation of the proposed levels of service and includes contributions to the Emergency Contingency Reserve to reach the target balance of \$100 million by FY 2024-25. However, because of an anticipated slowdown in property tax value growth and an imposed increase in the General Fund contribution to transit operations in future years, this forecast is no longer balanced for the General Fund beginning in FY 2020-21. In the coming months and years, difficult decisions will have to be made as we develop solid plans for the future of public transportation efforts.

# FY 2019-20 Adopted Budget and Multi-Year Capital Plan

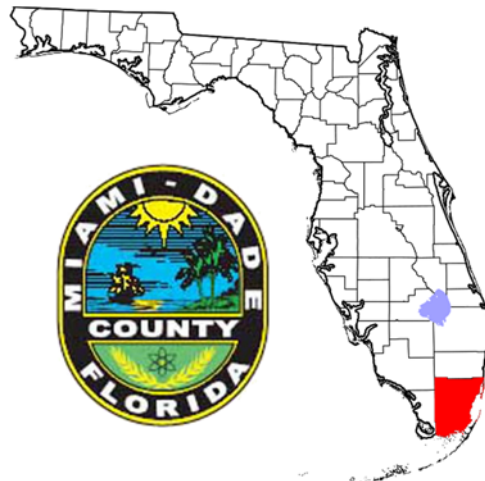
FY 2019-20 ADOPTED BUDGET AND MULTI-YEAR CAPITAL PLAN									
TOTAL FUNDING AND POSITIONS BY DEPARTMENT									
Department	Total Funding			Total Positions			Position Changes		
	FY 2017-18	FY 2018-19	FY 2019-20	FY 2017-18	FY 2018-19	FY 2019-20	Enhancements	Reductions	Transfers
<b>Policy Formulation</b>									
Office of the Mayor	\$ 4,733	\$ 4,838	\$ 4,838	41	41	41	-	-	-
Board of County Commissioners	\$ 20,214	\$ 23,935	\$ 26,132	178	182	196	9	-	5
County Attorney's Office	\$ 24,296	\$ 26,797	\$ 28,278	126	128	132	3	-	1
	<b>\$ 49,243</b>	<b>\$55,570</b>	<b>\$59,248</b>	<b>345</b>	<b>351</b>	<b>369</b>	<b>12</b>	<b>0</b>	<b>6</b>
<b>Public Safety</b>									
Corrections and Rehabilitation	\$ 351,893	\$ 362,064	\$ 381,500	3,068	3,068	3,077	9	-	-
Fire Rescue	\$ 461,896	\$ 470,689	\$ 530,877	2,554	2,621	2,700	79	-	-
Judicial Administration	\$ 31,876	\$ 36,132	\$ 37,760	298	298	303	5	-	-
Juvenile Services	\$ 12,587	\$ 13,986	\$ 16,721	99	99	99	-	-	-
Law Library	\$ 363	\$ 481	\$ 489	3	3	3	-	-	-
Legal Aid	\$ 3,704	\$ 3,919	\$ 4,374	37	37	38	1	-	-
Medical Examiner	\$ 11,987	\$ 13,875	\$ 14,472	86	87	88	1	-	-
Miami-Dade Economic Advocacy Trust	\$ 602	\$ 822	\$ 889	8	8	8	-	-	-
Office of the Clerk	\$ 20,646	\$ 21,839	\$ 20,267	186	190	182	7	-	(15)
Police	\$ 634,747	\$ 690,668	\$ 759,072	4,074	4,200	4,344	142	-	2
General Government Improvement Fund	\$ 12,598	\$ 15,463	\$ 23,801	-	-	-	-	-	-
Non-Departmental	\$ 8,102	\$ 12,451	\$ 8,571	-	-	-	-	-	-
	<b>\$1,551,001</b>	<b>\$1,642,389</b>	<b>\$1,798,793</b>	<b>10,413</b>	<b>10,611</b>	<b>10,842</b>	<b>244</b>	<b>0</b>	<b>(13)</b>
<b>Transportation and Mobility</b>									
Office of the Citizens' Independent Transportation Trust	\$ 1,990	\$ 2,609	\$ 2,866	9	9	9	-	-	-
Parks, Recreation and Open Spaces	\$ 5,924	\$ 6,228	\$ 8,442	19	20	33	13	-	-
Transportation and Public Works	\$ 628,265	\$ 591,524	\$ 604,636	3,748	3,625	3,604	7	(28)	-
General Government Improvement Fund	\$ -	\$ -	\$ -	-	-	-	-	-	-
Non-Departmental	\$ -	\$ 1,672	\$ 4,979	-	-	-	-	-	-
	<b>\$ 636,179</b>	<b>\$602,033</b>	<b>\$620,923</b>	<b>3,776</b>	<b>3,654</b>	<b>3,646</b>	<b>20</b>	<b>(28)</b>	<b>0</b>
<b>Recreation and Culture</b>									
Adrienne Arsht Center for the Performing Arts Trust	\$ 10,690	\$ 10,875	\$ 11,650	-	-	-	-	-	-
Cultural Affairs	\$ 31,524	\$ 41,551	\$ 53,278	81	81	85	4	-	-
HistoryMiami	\$ 3,854	\$ 3,854	\$ 3,854	-	-	-	-	-	-
Library	\$ 61,939	\$ 76,918	\$ 82,058	462	489	510	24	(4)	1
Parks, Recreation and Open Spaces	\$ 127,815	\$ 140,050	\$ 156,149	782	889	1,080	191	-	-
Perez Art Museum Miami	\$ 4,000	\$ 4,000	\$ 4,000	-	-	-	-	-	-
Tourist Development Taxes	\$ 141,543	\$ 143,076	\$ 153,852	-	-	-	-	-	-
Vizcaya Museum and Gardens	\$ 2,500	\$ 2,500	\$ 2,500	-	-	-	-	-	-
General Government Improvement Fund	\$ 6,338	\$ 4,883	\$ 6,934	-	-	-	-	-	-
Non-Departmental	\$ 1,310	\$ 2,500	\$ 3,940	-	-	-	-	-	-
	<b>\$ 391,513</b>	<b>\$430,207</b>	<b>\$478,215</b>	<b>1,325</b>	<b>1,459</b>	<b>1,675</b>	<b>219</b>	<b>(4)</b>	<b>1</b>
<b>Neighborhood and Infrastructure</b>									
Animal Services	\$ 23,609	\$ 27,609	\$ 28,929	251	259	260	1	-	-
Parks, Recreation and Open Spaces	\$ 53,078	\$ 56,890	\$ 61,337	239	254	281	27	-	-
Regulatory and Economic Resources	\$ 131,440	\$ 142,700	\$ 151,907	934	951	967	16	-	-
Solid Waste Management	\$ 326,627	\$ 303,917	\$ 311,941	1,087	1,096	1,096	-	-	-
Transportation and Public Works	\$ 36,607	\$ 34,682	\$ 37,811	248	249	250	1	-	-
Water and Sewer	\$ 526,586	\$ 560,965	\$ 572,803	2,847	2,791	2,816	25	-	-
General Government Improvement Fund	\$ 4,627	\$ 5,463	\$ 5,328	-	-	-	-	-	-
Non-Departmental	\$ 487	\$ 5,606	\$ 1,606	-	-	-	-	-	-
	<b>\$1,103,061</b>	<b>\$1,137,832</b>	<b>\$1,171,662</b>	<b>5,606</b>	<b>5,600</b>	<b>5,670</b>	<b>70</b>	<b>0</b>	<b>0</b>
<b>Health and Society</b>									
Community Action and Human Services	\$ 121,406	\$ 126,043	\$ 142,198	518	527	537	12	(2)	-
Homeless Trust	\$ 50,815	\$ 67,665	\$ 73,892	20	21	21	-	-	-
Jackson Health System	\$ 188,585	\$ 203,224	\$ 213,259	-	-	-	-	-	-
Management and Budget	\$ 28,427	\$ 26,500	\$ 30,975	14	12	14	2	-	-
Public Housing and Community Development	\$ 87,482	\$ 88,432	\$ 86,777	391	391	391	-	-	-
General Government Improvement Fund	\$ 10,866	\$ 11,814	\$ 9,539	-	-	-	-	-	-
Non-Departmental	\$ 41,045	\$ 43,246	\$ 45,735	-	-	-	-	-	-
	<b>\$ 528,626</b>	<b>\$566,924</b>	<b>\$602,375</b>	<b>943</b>	<b>951</b>	<b>963</b>	<b>14</b>	<b>(2)</b>	<b>0</b>
<b>Economic Development</b>									
Aviation	\$ 454,869	\$ 516,957	\$ 546,033	1,366	1,400	1,432	38	-	(6)
Miami-Dade Economic Advocacy Trust	\$ 2,899	\$ 3,439	\$ 3,928	12	12	16	4	-	-
Public Housing and Community Development	\$ 54,107	\$ 67,308	\$ 63,254	29	29	29	-	-	-
Regulatory and Economic Resources	\$ 5,464	\$ 5,785	\$ 5,711	44	45	40	-	-	(5)
Seaport	\$ 88,946	\$ 98,484	\$ 114,041	325	345	461	125	(3)	(6)
General Government Improvement Fund	\$ -	\$ -	\$ -	-	-	-	-	-	-
Non-Departmental	\$ 67,175	\$ 67,035	\$ 70,297	-	-	-	-	-	-
	<b>\$ 673,460</b>	<b>\$759,008</b>	<b>\$803,264</b>	<b>1,776</b>	<b>1,831</b>	<b>1,978</b>	<b>167</b>	<b>(3)</b>	<b>(17)</b>
<b>General Government</b>									
Audit and Management Services	\$ 4,596	\$ 5,014	\$ 4,944	38	37	38	1	-	-
Commission on Ethics and Public Trust	\$ 2,269	\$ 2,317	\$ 2,642	13	13	16	3	-	-
Communications	\$ 17,629	\$ 19,213	\$ 19,475	160	161	161	-	-	-
Elections	\$ 22,968	\$ 25,901	\$ 33,101	99	99	105	6	-	-
Finance	\$ 43,255	\$ 48,441	\$ 52,380	390	411	429	3	-	15
Human Resources	\$ 12,104	\$ 13,418	\$ 14,366	113	117	121	4	-	-
Information Technology	\$ 194,225	\$ 199,526	\$ 212,130	791	895	930	29	-	6
Inspector General	\$ 5,774	\$ 6,371	\$ 6,721	38	38	38	-	-	-
Internal Services	\$ 244,022	\$ 266,207	\$ 267,601	929	909	970	59	-	2
Management and Budget	\$ 7,299	\$ 7,945	\$ 8,325	54	52	53	1	-	-
Property Appraiser	\$ 43,435	\$ 46,945	\$ 50,197	404	404	405	1	-	-
General Government Improvement Fund	\$ 8,358	\$ 9,664	\$ 27,505	-	-	-	-	-	-
Non-Departmental	\$ 72,818	\$ 166,859	\$ 115,567	-	-	-	-	-	-
	<b>\$ 678,752</b>	<b>\$817,821</b>	<b>\$814,954</b>	<b>3,029</b>	<b>3,136</b>	<b>3,266</b>	<b>107</b>	<b>0</b>	<b>23</b>
	\$ 5,611,835	\$ 6,011,784	\$ 6,349,434	27,213	27,593	28,409	853	(37)	0
Less Interagency Transfers	\$ 719,347	\$ 654,563	\$ 673,538						
<b>Grand Total</b>	<b>\$ 4,892,488</b>	<b>\$ 5,357,221</b>	<b>\$ 5,675,896</b>						

Note: Each departmental narrative describes, in detail, all positions changes listed

### OUR COUNTY

Miami-Dade County has always existed as a crossroads. Early in our history, our region was a site of conflict between Native Americans and European Explorers. Early in its history, Miami-Dade County was a transportation hub serving as the end point of Henry Flagler’s railroad that extended from Jacksonville to the mouth of the Miami River and what later became Downtown Miami. Because we are such a diverse community, we are representative of the American experience, reflecting both the conflict and concord that comes with bringing different people together. Our geographic location has put us squarely at the epicenter of climate change. We stand today at the crossroads of our past and the future.

Dade County was created in 1836 and encompassed an area from the present-day Palm Beach County to



the Florida Keys. Interpretations of the name “Miami” include the Native American words for “very large lake,” “sweet waters,” and “friends.” Major Francis Langhorne Dade, our namesake, was a soldier killed during the Second Seminole War. In 1997, the two names were combined to become the current Miami-Dade County. With an estimated population of 2.8 million people, Miami-Dade County is the most populous county in the southeastern United States and the seventh largest in the nation by population. Palm Beach, Broward, and Miami-Dade counties comprise the Miami - Fort Lauderdale - West Palm Beach, FL Metropolitan Statistical Area (MSA), the nation’s seventh-largest MSA and fourth largest urbanized

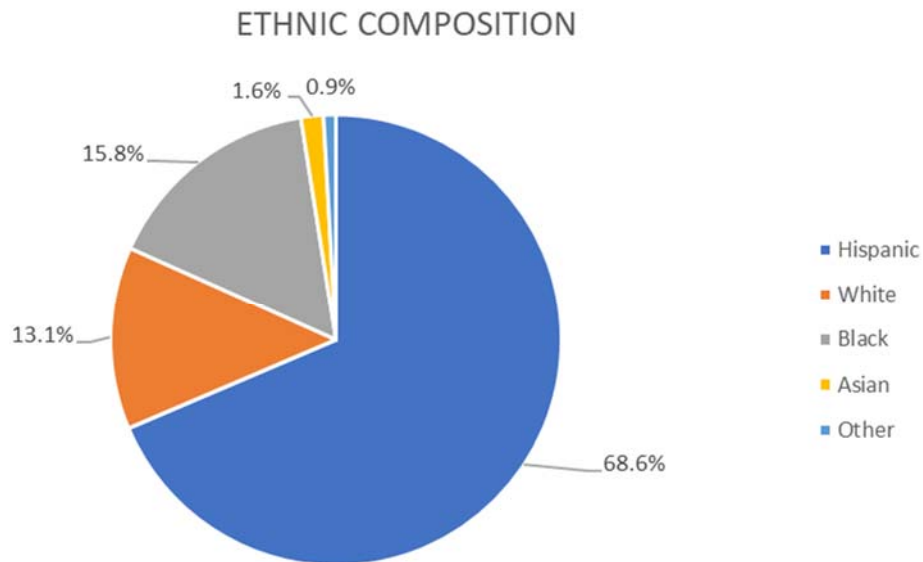
area, with a total population of nearly 6.2 million.

Approximately 424 square miles (excluding bay and coastal water) of the County are within the urbanized area, while the total county area currently covers a total of 2,431 square miles, bound by Biscayne Bay and the Atlantic Ocean to the east, Everglades National Park to the west, the Florida Keys to the south, and Broward County to the north. Miami-Dade County is the only metropolitan area in the United States that borders two national parks: Biscayne National Park and Everglades National Park.

Because of our location, we are considered to be one of the most vulnerable areas to climate change. The impact of sea level rise has been the focus of our resilience efforts from the beginning. In 2009, Miami-Dade County joined the Southeast Florida Climate Change Compact to collaborate with our neighbors on issues related to climate change mitigation and adaptation. Since its creation, the partners in the Compact have successfully completed a Regional Climate Action Plan, developed a unified sea level rise projection for Southeast Florida, and completed a regional greenhouse gas emissions inventory and a regional vulnerability to sea-level rise analysis. We take into account future climate change impacts, along with other shocks and stresses, in making decisions regarding capital development, operational needs, and land use.

## FY 2019-20 Adopted Budget and Multi-Year Capital Plan

By learning more about the people who comprise our community and the economic realities they face, we can better prepare for the future. Miami-Dade County is a very diverse, international community. More than half of the people living in Miami-Dade County at the beginning of this decade were foreign-born and more than 70 percent of residents spoke a language other than English at home. The chart below illustrates the breakdown of our major racial and ethnic groups, as well as statistics regarding age and gender.



The average income of residents in Miami-Dade County is lower than that of the nation as a whole and our rate of poverty is higher than the average for the United States of America. The estimated 2019 Area Median Family Income (MFI) for a four-person household as determined by the United States Department of Housing and Urban Development is \$54,900. In 2015, according to the American Community Survey (ACS), almost 17 percent of the families in Miami-Dade lived below the poverty line. Now, approximately 19 percent of families have an income below the poverty line which is determined to be \$28,290 for a family of four in 2017. Miami-Dade County, a region of extremes, is one of the most extreme examples of economic inequity, with the top 5 percent of Miami households earning an average salary of more than \$200,000 annually, while the lowest 20 percent earn just under \$20,000 per year – ten times less. Unemployment, foreclosures, and poverty rates were all higher in South Florida as a result of the worst recession since the Great Depression. All are currently greatly improving from their worst recent performance. The unemployment rate, which was 11.1 percent in 2010, has dropped to 3.2 percent at the end of 2017.

Miami-Dade County home sales grew 10 percent from May 2018 to May 2019, reaching a new high of 1,335 transactions. Median sales prices for single family homes were up 2.9 percent but condominiums/townhouses were 0.8 percent lower than 2018. Homes are remaining on the market longer and new listings have decreased – signs that the market is cooling down. However, because of the hot real estate market for the past few years, rent, as a share of household income, remains much higher

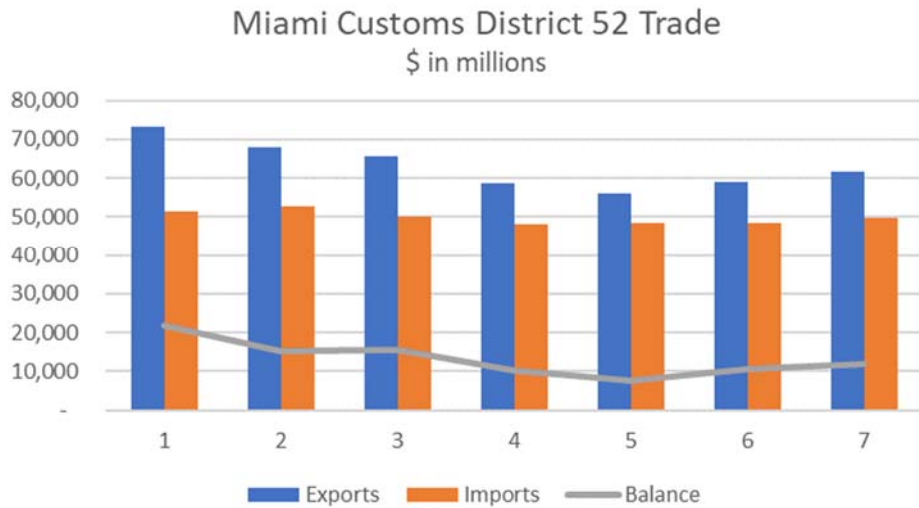
## FY 2019-20 Adopted Budget and Multi-Year Capital Plan

in Miami-Dade County than the share nationally and the average share of the 25 largest counties in the United States. More than 40 percent of South Florida homeowners and 53 percent of renters are classified as “cost-burdened” because they pay more than 30 percent of their household income on housing, according to a Miami Herald report highlighting information from a recent report of the FIU Urban Future Initiative.

National and international trade and tourism are the largest drivers of the economy in South Florida. In 2017, Miami’s 10 largest trading partners accounted for more than \$35 billion worth of trade. The chart below reflects their relative activity with Miami.



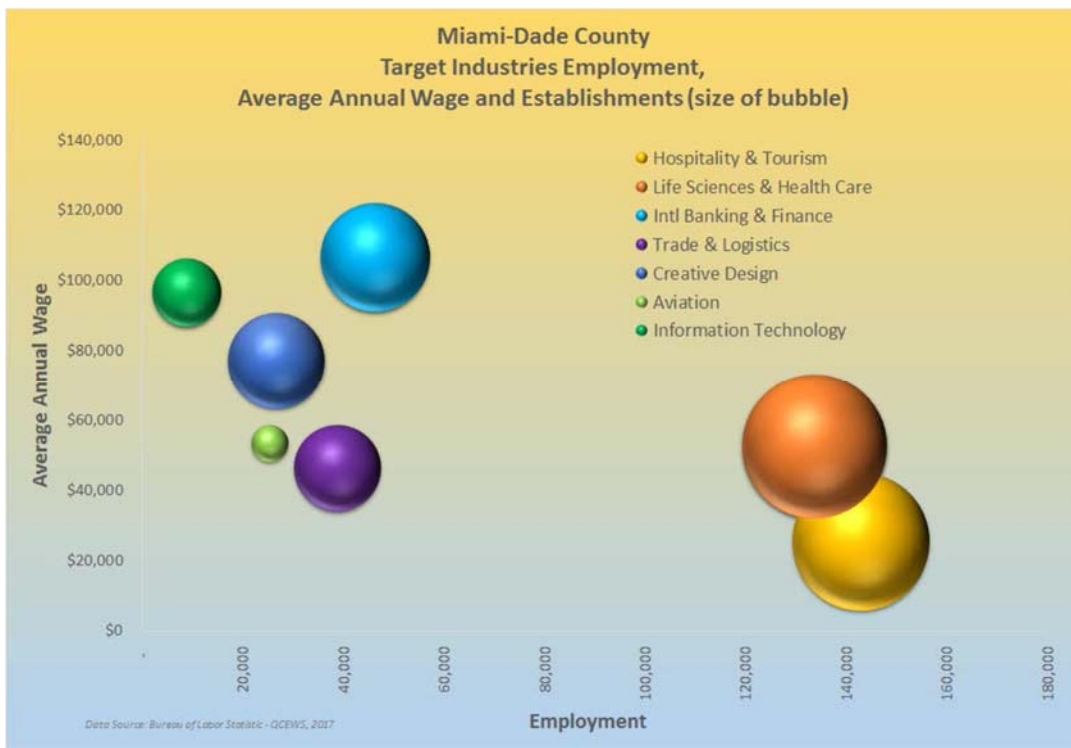
Customs District 52 – the Miami District – reported a positive trade balance of just under \$12 billion in 2018, the highest since 2014.



## FY 2019-20 Adopted Budget and Multi-Year Capital Plan

In 2018, Greater Miami and the beaches were visited by more than \$23.3 million people, 16.8 million of which stayed overnight. Roughly two thirds of these visitors came from within the United States and one-third were international tourists, with the most coming from South America and Europe. The majority of visitors are here for a family vacation, arrive by air and stay in hotels. In 2018, visitors spent nearly \$18 billion during their stay and the average visitor spent more than \$1,000 per visit. Miami Beach remained the most common area for visitor lodging, with Downtown Miami and North Dade/Sunny Isles Beach also top destinations. The top neighborhoods visited in 2018 were Miami Beach, Downtown Miami, South Dade, Doral, Key Biscayne, Wynwood, Coconut Grove, Little Havana, Aventura and Coral Gables.

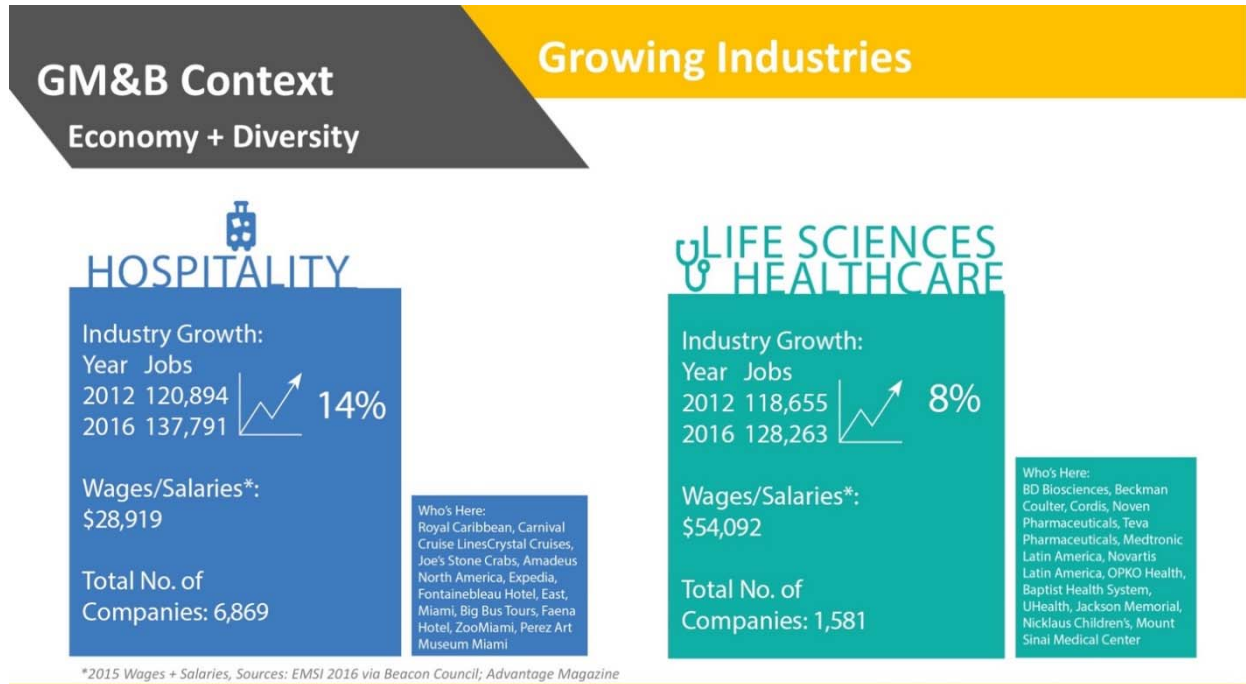
The chart below shows total employment, average annual wages and total establishments of target industries in Miami-Dade County. The vertical axis represents the average annual wage, while the horizontal axis represents the total employment. The size of each bubble corresponds to the total number of establishments in each industry. The top three employing industries were Hospitality and Tourism, with nearly 143,000 jobs and a 3.3 percent compound annual growth rate (CAGR) between 2012 and 2017; Life Sciences and Health Care, accounting for 133,700 jobs (growing 1.5 percent per year); and International Banking and Finance, employing 46,400 (up 1.4 percent per year). The top two industry clusters, Hospitality and Tourism, and Life Sciences and Health Care, captured almost two-thirds, 65 percent, of the total target industry employment.



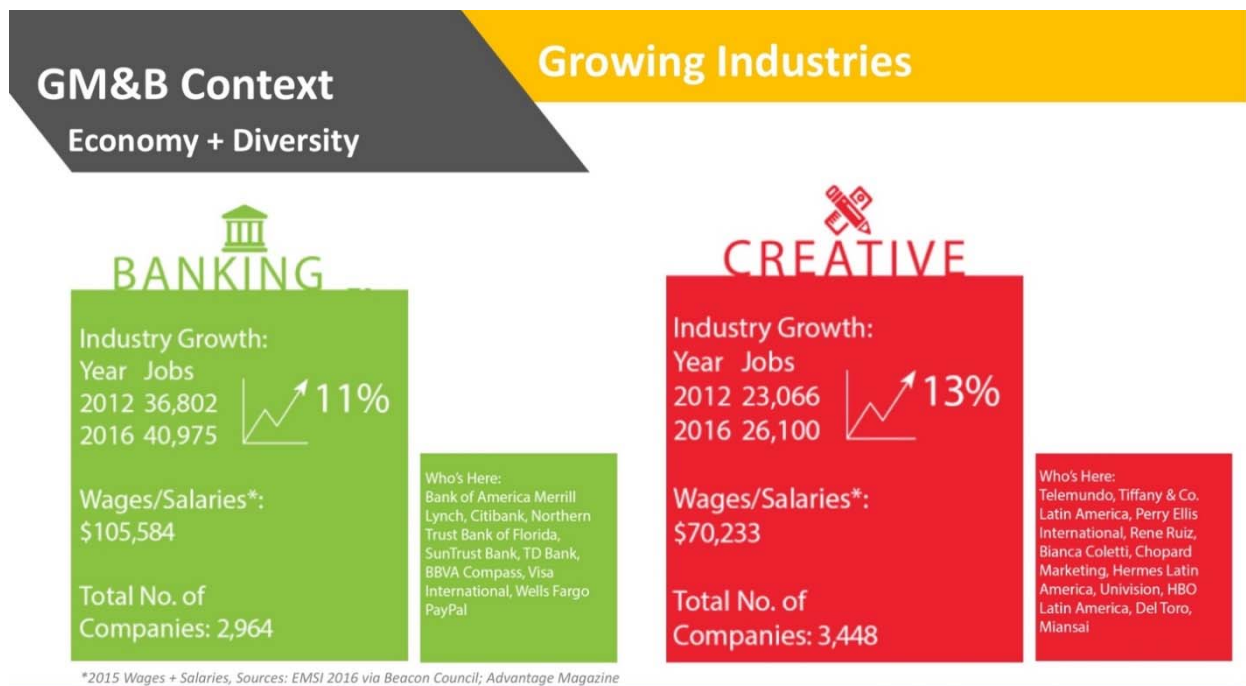
Miami-Dade County Planning Department [webpage](#)

## FY 2019-20 Adopted Budget and Multi-Year Capital Plan

The Preliminary Resilience Assessment done to prepare for the Resilient 305 Strategy development provided information regarding the leading growth industries in Miami-Dade County. The follow charts illustrate the number of jobs, the average wages, and the representative companies for the top industries, including hospitality, life science and health care, banking, creative, trade, aviation and technology.



[Resilient Greater Miami & The Beaches](#)



[Resilient Greater Miami & The Beaches](#)

**GM&B Context**  
Economy + Diversity

**Growing Industries**

TRADE

Industry Growth:  
Year Jobs  
2012 28,533  
2016 34,394 21%

Wages/Salaries\*:  
\$47,721

Total No. of Companies: 2,511

Who's Here:  
Hellman Worldwide, Ryder, Seaboard Marine, Southeastern Freight Lines, Sysco South Florida, CMA - CGM (Caribbean), DHL Global Forwarding, FedEx Latin America and Caribbean, Kuehne & Nagel, Maersk, UPS Americas, Dependable Packaging Solutions, Floral Logistics, Flagler Global Logistics, Trans-Express, Overseas Cargo

AVIATION

Industry Growth:  
Year Jobs  
2012 21,264  
2016 24,670 16%

Wages/Salaries\*:  
\$62,253

Total No. of Companies: 482

Total No. of Companies: 482  
Who's Here:  
American Airlines, LATAM, KLX Aerospace Solutions, Boeing Flight Services, IATA, Airbus Americas Training Center, HEICO, AAR, Barfield, Satair, FEAM, ATR Americas.

\*2015 Wages + Salaries, Sources: EMSI 2016 via Beacon Council; Advantage Magazine

[Resilient Greater Miami & The Beaches](#)

**GM&B Context**  
Economy + Diversity

**Growing Industries**

TECHNOLOGY

Industry Growth:  
Year Jobs  
2012 6,795  
2016 8,674 28%

Wages/Salaries\*:  
\$87,171

Total No. of Companies: 7,773

Who's Here:  
Oracle, Telefonica Data USA, Verizon Teremark (NAP of the Americas), Apple, Cisco, Google, Twitter, Uber, Lyft, Microsoft, Facebook, Intel, SAP, SapientNitro, Alienware, CareCloud, FPL, Fibernet

*Although the Technology Industry has the lowest number of jobs in comparison to other industries, **the Technology Industry is seeing the most job growth in recent years.***

\*2015 Wages + Salaries, Sources: EMSI 2016 via Beacon Council; Advantage Magazine

[Resilient Greater Miami & The Beaches](#)

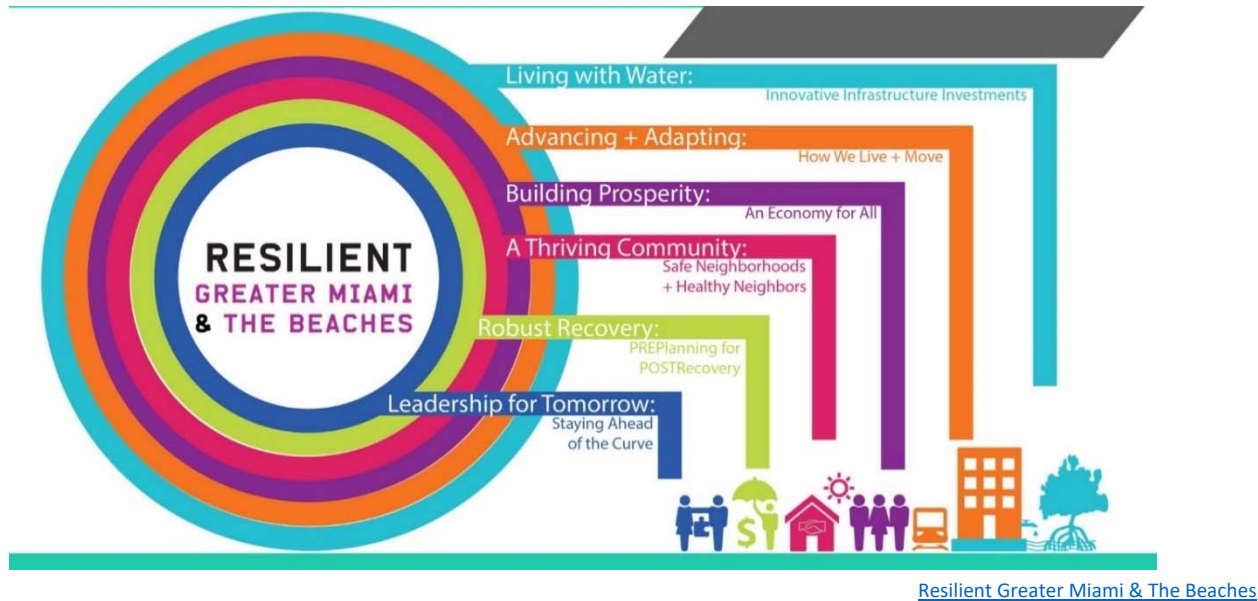
## **FY 2019-20 Adopted Budget and Multi-Year Capital Plan**

---

Earlier in 2019, the Resilient 305 Strategy was officially released. A product of Greater Miami & the Beaches, a partnership of Miami-Dade County, the City of Miami, and the City of Miami Beach, the Resilient 305 Strategy addresses resilience challenges prioritized through hundreds of hours of collaborative work with thousands of stakeholders, both governmental agencies and representatives of the private sector and not-for-profit worlds. Greater Miami & the Beaches, originally a part of the 100 Resilient Cities Network pioneered by the Rockefeller Foundation, is now a partner of the Adrienne Arsht-Rockefeller Foundation Resilience Center. The Resilience Center leverages the strengths of the Atlantic Council, one of several voluntary organizations created soon after World War II to promote public understanding of policies and institutions that would build collective security and peace. Global climate change and its impacts on our future resources will perhaps be the most significant impact of any threat on our world in coming years. Supported by a \$25 million gift from Adrienne Arsht and a \$30 million grant from the Rockefeller Foundation, the goal of the Resilience Center is to reach one billion people with resilience solutions to address climate change, migration and security by 2030 and prepare governments and institutions to better prepare for, navigate and recover from shocks and stresses. Greater Miami & the Beaches is proud to be one of the first communities recognized as a partner of the Adrienne Arsht-Rockefeller Foundation Resilience Center.

The Resilient 305 Strategy is a document created to establish a framework to address priority resilience challenges through intergovernmental and community collaboration. Organized into three goal areas – places, people and pathways – the Resilient 305 Strategy identifies goals based on determined objectives. Implementing each of the actions identified by the Resilient 305 Strategy will require a dedicated team dubbed the PIVOT: Progress, Innovation and Vision for Our Tomorrow. The PIVOT team will oversee the prioritization, implementation and monitoring of progress. The FY 2019-20 Adopted Budget includes \$500,000 set aside to begin support for the efforts needed to make the Resilient 305 Strategy a reality, as well as additional funding for other resilience-related activities.

Like many other regions in the world, Miami-Dade County faces a number of current and future challenges including the impacts of climate change, aging facilities and transportation infrastructure, economic disparity, pandemics, cyber-attacks, terrorism and other natural and man-made disasters. A Resilient Strategy addresses these global issues, organizing solutions into six phases as illustrated in the chart on the next page.



The Resilient 305 Strategy is organized into three goals areas. “Places” addresses location-based challenges by enhancing climate resilience through design and planning; creating, connecting and improving mobility and housing options; and safeguarding ecosystems. Actions in this goal area include building healthy coral reefs and ecosystems, reducing storm surge vulnerability, developing mobility hubs and connectivity, and redeveloping public housing to make it more resilient.

### RESILIENT305 VISION

GM&B has organized the Resilient305 Strategy into three goal areas.

#### PLACES aims to address place-based challenges by:

- Enhancing climate resilience through design and planning;
- Creating, connecting, and improving mobility and housing options; and
- Safeguarding ecosystems.

#### PEOPLE aims to improve the lives of our residents everyday by:

- Supporting job and wealth creation;
- Addressing specific health needs for the most vulnerable; and
- Preparing and empowering neighborhoods to anticipate and respond to disruptions.

#### PATHWAYS aims to enhance collaboration and committed leadership by:

- Setting common and equitable goals;
- Developing shared resources; and
- Working with our neighbors to succeed across boundaries.

Each of the three goals of People, Places, and Pathways, has objectives that help organize actions within the goals. Many of the actions have case studies and spotlights that accompany a specific action to spotlight project examples and action leaders separate of the GM&B partnership.

The actions build on existing efforts or address program and policy gaps to further resilience in the GM&B region.

“People” aims to improve the lives of citizens every day, rain or shine, by supporting job and wealth creation; addressing specific health needs for the most vulnerable; and preparing and empowering neighborhoods and networks to anticipate and respond to disruptions, both large and small. Ensuring representation in the census, breaking the cycle of youth violence, increasing resilience through volunteer emergency training and engaging communities through public art to help enhance the region’s social sustainability are all actions in this area.

“Pathways” seeks to bring together governments, businesses, community organizations, and educational institutions by setting common goals and committing to actions, such as utilizing a pre-planning for post-disaster toolkit, creating an actionable science advisory panel (ASAP), and utilizing a collaborative approach to improve coordination and resilience on water issues.

## **FY 2019-20 Adopted Budget and Multi-Year Capital Plan**

---

To provide for a safer and stronger community, the resilience strategy promoted by 100 Resilient Cities, we need to continue our focus on infrastructure investment, provision of affordable housing, development of a diverse economy, and public safety. Development of a diverse economy is perhaps the most critical, because a healthy economy can provide the resources needed to fund the other needs.

### OUR GOVERNMENT

Miami-Dade County is unique in its structure and has been recognized nationally for our dedication to results-oriented and resilience-focused management. Many of our programs and services have received awards based on our service delivery planning and allocation of resources. The County has operated since 1957 under a unique metropolitan system of government known as a "two-tier federation." This was made possible when Florida voters approved a constitutional amendment in 1956 that allowed the people of the County to enact a [Home Rule Charter](#). At that time, the electors of Miami-Dade County were granted the power to revise and amend the Charter by countywide vote. The most recent amendment was in November 2012.

The County has home rule powers, subject only to the limitations of the Constitution and general laws of the State. We are, in effect, a regional government with certain powers effective throughout the entire county, including 34 municipalities located within the county, and a municipal government for the unincorporated area of the county. Unlike a consolidated city-county, where the city and county governments merge into a single entity, these two entities remain separate. Instead there are two "tiers," or levels, of government: city and county. The County can take over particular activities of a city's operations if the services fall below minimum standards set by the Board of County Commissioners (BCC) of Miami-Dade County or with the consent of the governing body of a particular city. The County can also dissolve a city with fewer than 20 electors.

Of the county's total population, an estimated 1.2 million or 43 percent live in the unincorporated area, the majority of which is heavily urbanized. For residents living in the Unincorporated Municipal Service Area (UMSA), the County fills the role of both tiers of government. All residents pay a property tax to support regional services, such as transportation, jails, and regional parks. Residents within UMSA pay a property tax for municipal-type services provided by the County such as local police patrol, local parks, and local roads. Residents of municipalities do not pay UMSA tax, but rather pay a property tax to the municipality in which they reside. Each municipality levies taxes against its property tax roll. Municipalities develop and approve their own budgets, which are not part of the County's budget. The following table shows the population and roll value for each municipal taxing jurisdiction.

## FY 2019-20 Adopted Budget and Multi-Year Capital Plan

MIAMI-DADE COUNTY POPULATION AND ASSESSMENT ROLLS				
Jurisdiction	2019 Population *	Percent of Total Population	2019 Assessment Roll Value (in \$1,000) **	Percent of Tax Roll
Aventura	38,031	1.36	\$10,740,187	3.48
Bal Harbour	2,924	0.10	5,500,118	1.78
Bay Harbor Islands	6,039	0.22	1,333,876	0.43
Biscayne Park	3,194	0.11	231,202	0.08
Coral Gables	50,635	1.81	16,936,367	5.49
Cutler Bay	45,411	1.62	2,650,513	0.86
Doral	70,420	2.51	13,715,631	4.44
El Portal	2,150	0.08	167,848	0.05
Florida City	13,250	0.47	559,584	0.18
Golden Beach	947	0.03	1,160,543	0.38
Hialeah	239,722	8.55	11,306,061	3.66
Hialeah Gardens	23,633	0.84	1,382,828	0.45
Homestead	76,218	2.72	3,143,710	1.02
Indian Creek	87	0.00	653,264	0.21
Key Biscayne	12,922	0.46	8,310,657	2.69
Medley	847	0.03	2,419,004	0.78
Miami	488,011	17.41	80,152,568	25.97
Miami Beach	93,988	3.35	40,322,597	13.07
Miami Gardens	114,284	4.08	4,955,640	1.61
Miami Lakes	31,511	1.12	3,365,592	1.09
Miami Shores	10,805	0.39	1,196,387	0.39
Miami Springs	14,237	0.51	1,256,463	0.41
North Bay Village	9,074	0.32	1,091,206	0.35
North Miami	65,109	2.32	3,386,306	1.10
North Miami Beach	47,691	1.70	3,399,038	1.10
Opa-locka	18,143	0.65	1,154,439	0.37
Palmetto Bay	24,341	0.87	3,053,651	0.99
Pinecrest	18,510	0.66	5,025,067	1.63
South Miami	12,965	0.46	1,987,072	0.64
Sunny Isles Beach	23,253	0.83	11,568,496	3.75
Surfside	6,015	0.21	3,116,633	1.01
Sweetwater	22,328	0.80	1,853,737	0.60
Virginia Gardens	2,441	0.09	266,608	0.09
West Miami	7,828	0.28	569,834	0.19
Subtotal - cities	1,596,964	56.97	\$247,932,727	80.33
Adjustment for Senior Citizen Exemption, Eastern Shores, and Opa-Locka Airport			(21,653,232)	(7.02)
Unincorporated Area	1,205,462	43.01	82,361,963	26.69
<b>TOTAL - Miami-Dade County</b>	<b>2,802,426</b>	<b>99.98</b>	<b>\$308,641,458</b>	<b>100.00</b>

\* Official April 1, 2019 Florida Population Estimates by County and Municipality for Revenue Sharing; Posted October 17, 2019

\*\* Assessment roll values are based on the Estimate of Taxable Value published by the Office of the Property Appraiser on July 1, 2019

## FY 2019-20 Adopted Budget and Multi-Year Capital Plan

The County budgets for four separate taxing jurisdictions: Countywide, the Unincorporated Municipal Service Area (UMSA), the Fire Rescue District, and the Library System. Each taxing jurisdiction is responsible for different types of services. The Countywide jurisdiction provides regional services such as public health and social services, transportation, regional parks and county roads, support for the court system, and the regional sheriff services and jails. The UMSA jurisdiction provides the municipal services for the residents of the county who don't live in municipalities. These services include local police patrol, local parks and roads, planning, and code enforcement. The Fire Rescue District provides fire rescue service for the entire county, except for the cities of Hialeah, Miami, Miami Beach, Key Biscayne and Coral Gables. The Library System jurisdiction includes all municipalities and UMSA, except for Bal Harbour, Hialeah, Miami Shores, North Miami, North Miami Beach and Surfside.

The table below shows the value of the property tax roll for each of the County's four taxing jurisdictions.

CERTIFIED TAX ROLLS				
Taxing Unit	Value per Mill of Taxable Property in 2018	Net Change in Value Due to Reassessment	Current Year Net New Construction Taxable Value	Value per Mill of Taxable Property in 2019
Countywide	\$285,384,915	\$15,868,207	\$7,388,336	\$308,641,458
Miami-Dade Fire Rescue Service District	160,538,507	9,373,970	3,325,122	173,237,599
Miami-Dade Public Library System	260,144,492	14,070,727	6,747,098	280,962,318
Unincorporated Municipal Service Area	75,829,432	5,690,935	841,595	82,361,963

Notes:

1. Tax roll figures are current Certified Preliminary roll values as of July 1, 2019.
2. The Current Year Net New Taxable Value column represents the value per mill of:  
 new construction + additions + improvements increasing value by at least 100% + annexations from the tax rolls  
 + total tangible personal property taxable value in excess of 115% of the previous year's total taxable value - deletions

## **FY 2019-20 Adopted Budget and Multi-Year Capital Plan**

---

### **GOVERNANCE**

On January 23, 2007, the Miami-Dade County Charter was amended to create a Strong Mayor form of government, with further charter amendments approved on November 2, 2010. The Mayor is elected countywide to serve a four-year term and is limited to two terms in office. The Mayor, who is not a member of the BCC, serves as the elected head of County government. In this role, the Mayor is responsible for the management of all administrative departments and for carrying out policies adopted by the Commission. The Mayor has, within ten days of final adoption by the BCC, veto authority over most legislative, quasi-judicial, zoning and master plan or land use decisions of the BCC, including the budget or any particular component, and the right to appoint all department directors unless disapproved by a two-thirds majority of those Commissioners then in office at the next regularly scheduled BCC meeting.

The BCC is the legislative body, consisting of 13 members elected from single-member districts. Members may be elected to serve two consecutive four-year terms and elections of the membership are staggered. The full BCC chooses a Chairperson, who presides over the BCC, as well as appoints the members of its legislative committees. The BCC has a wide array of powers to enact legislation, establish service standards, and regulate businesses operating within the County. It also has the power to override the Mayor's veto with a two-thirds vote.

Florida's Constitution provides for five elected officials to oversee executive and administrative functions for each county: Sheriff, Supervisor of Elections, Tax Collector, Property Appraiser and Clerk. Through the Home Rule Charter, the first three of these offices were reorganized and became subordinate County Departments. Currently, Miami-Dade County is the only county in Florida that does not have an elected sheriff, or an agency titled "Sheriff's Office." Instead, the equivalent agency is known as the Miami-Dade Police Department and its chief executive is known as the Director of the Miami-Dade Police Department. The Property Appraiser is elected to a four-year term, with no term limits. The Clerk of the Board is a separate, duly elected constitutional officer as mandated by Article V, Section 16 of the Constitution of the State of Florida. The Clerk is elected to a four-year term by the electorate of Miami-Dade County. In this capacity, the Clerk serves as the Clerk of the Board of County Commissioners, County Recorder, County Auditor, custodian of all County funds, and custodian of all records filed with the Court.

In November 2018, Amendment 10 to the Florida Constitution was adopted calling for, among other things, the election of these five offices in all counties by removing the counties' charters ability to abolish, change the term, transfer the duties or eliminate the election of these offices. The election for these offices under this amendment will take place in November 2024 and the newly elected officials will take office at the beginning of January 2025. To prepare for this reorganization, the duties of the current offices are under legal and process reviews so that the transition to the newly elected offices will be as seamless as possible so as to avoid impacting the services delivered to our community. Personnel, procurement, financial management, budgeting and other legal issues must be analyzed and recommendations regarding the implementation of the new officers will be provided to the Board of County Commissioners in the coming years.

## FY 2019-20 Adopted Budget and Multi-Year Capital Plan

---

### **ORGANIZATIONAL STRUCTURE**

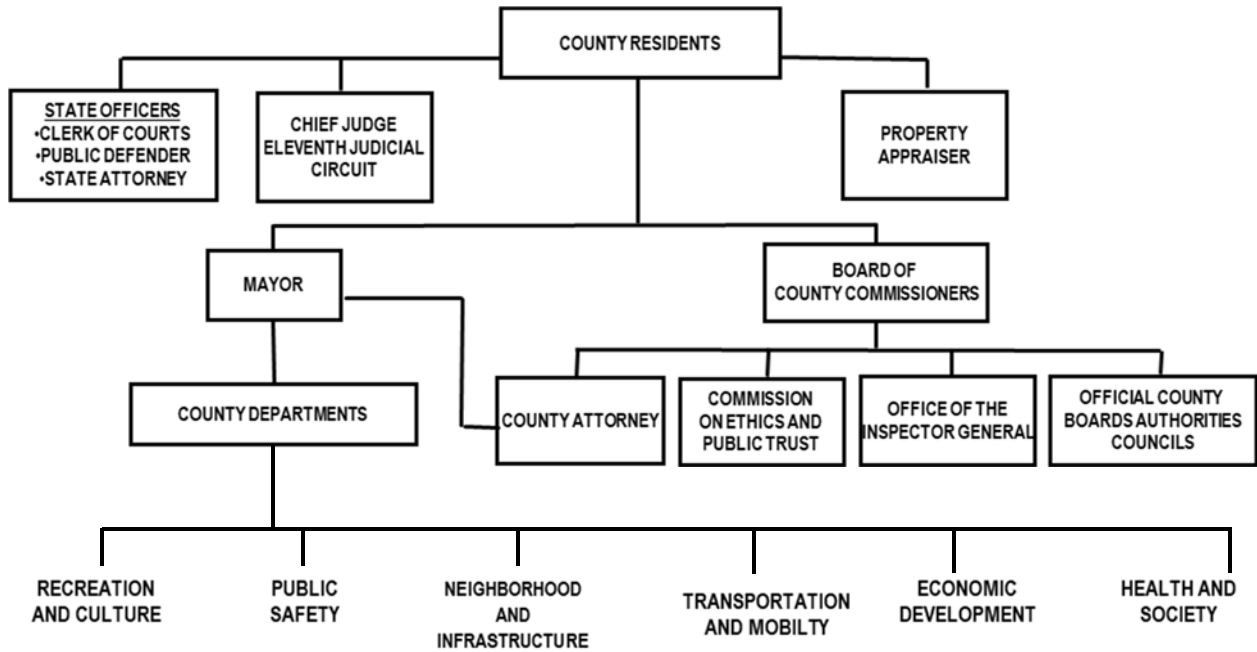
Since 2003, Miami-Dade County has been a leader in the implementation of strategic planning and results-oriented management. Our organizational strategic plan supports efforts in our community, even as priorities and goals evolve and change. Strong leadership and the ability to adjust to shocks and stresses are vital to the success of a resilient community.

Miami-Dade County departments and entities are divided into policy formation, six strategic service delivery areas and general government functions.

- *Policy Formulation:* provides the leadership for the County as whole; the Office of the Mayor, the Board of County Commissioners and the County Attorney
- *Public Safety:* provides comprehensive and humane programs for crime prevention, treatment and rehabilitation and improves public safety through the use of community planning and enforcement of quality of life issues; Corrections and Rehabilitation, Fire Rescue, Juvenile Services, Medical Examiner and Police; funding for the County obligations and local requirements for the Eleventh Judicial Circuit (State Attorney, Public Defender and Administrative Office of the Courts) and the Office of the Clerk is included in this strategic area
- *Transportation and Mobility:* promotes innovative solutions to transportation challenges by maximizing the use of transportation systems on a neighborhood, county and regional basis; Transportation and Public Works
- *Recreation and Culture:* develops, promotes and preserves cultural, recreational, library and natural experiences and opportunities for residents and visitors; Cultural Affairs, Library and Parks, Recreation and Open Spaces
- *Neighborhood and Infrastructure:* provides efficient, consistent and appropriate growth management and urban planning services and also promotes responsible stewardship of natural resources and provides timely and reliable public infrastructure services including animal care and control, stormwater, mosquito control, solid waste and wastewater management and a safe and clean water delivery system; Animal Services, Solid Waste Management and Water and Sewer
- *Health and Society:* improves the quality of life and promotes maximum independence through the provision of health care, housing and social and human services to those in need; Community Action and Human Services, Homeless Trust and Public Housing and Community Development; the maintenance of effort funding for the Public Health Trust is also included in this strategic area
- *Economic Development:* supports activities that increase and diversify jobs and incomes while eliminating socio-economic disparities in underserved areas and lead the coordination of economic development activities, expand entrepreneurial opportunities and create a more business friendly environment in Miami-Dade County; Aviation, Regulatory and Economic Resources and funding for the Miami-Dade Economic Advocacy Trust and Seaport are included in this strategic area

## FY 2019-20 Adopted Budget and Multi-Year Capital Plan

- General Government:** provides the internal support functions that ensure the successful implementation of the six other strategic areas; Audit and Management Services, Elections, Information Technology, Human Resources, Finance, Internal Services, Communications and Office of Management and Budget along with funding to support the Commission on Ethics and Public Trust, the Office of the Inspector General and the Property Appraiser are included in this strategic area



On page 9 of this book, a more detailed Table of Organization is displayed illustrating the reporting relationships for the various entities of the County, including all of the various departments and entities included in the County’s Adopted Budget.

**RESULTS-ORIENTED AND RESILIENCE-FOCUSED GOVERNING**

For many years, Miami-Dade County has been recognized internationally for our achievements in implementing a result-oriented government culture and embracing the concepts of resilient communities. Guided by a Strategic Plan – developed with significant input from the community in setting priorities – each year County departments update their Business Plans. The annual budget is the funding needed for that fiscal year to support the activities of the departments to meet the goals and objectives of the Strategic Plan. Using a balanced scorecard approach, we monitor performance results and produce quarterly performance and financial reports for the community. The management of our organization is data driven and flexible so that we may react to changes in our community. We have also incorporated the concepts of resilience decision making into the management of our organization, supporting the development and implementation of the Resilient 305 Strategy.

Links to the Strategic Plan, Business Plans, Budget and Quarterly Reports and the Resilient 305 Strategy are all available on our website.

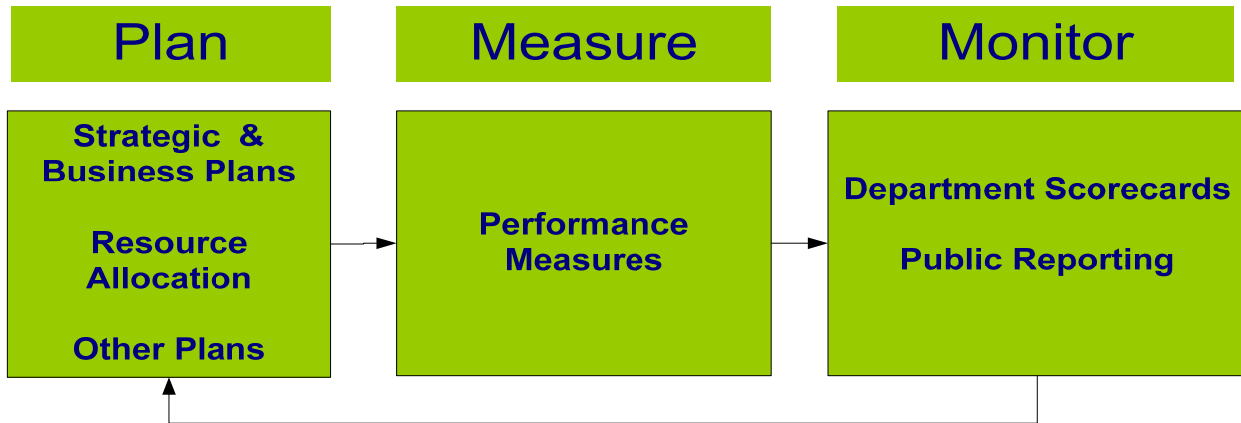
**Strategic Plan** <http://www.miamidade.gov/performance/2012-strategic-plan.asp>

**Business Plans and Quarterly Performance Reports** <http://www.miamidade.gov/performance/business-plans.asp>

**Budget and Quarterly Financial Reports** <http://www.miamidade.gov/budget/>

**Resilient 305 Strategy** <http://resilient305.com/>

Through the adoption of the [“Governing for Results” Ordinance \(05-136\)](#), the Board of County Commissioners (BCC) committed the County to revitalizing and strengthening its public services through a series of management processes: strategic planning, business planning, aligned resource allocation, accountability, measurement, monitoring, and review. To communicate this management approach and to enhance its understanding among all our employees, the Governing for Results framework is often expressed in terms of “Plan, Measure, Monitor.”



## FY 2019-20 Adopted Budget and Multi-Year Capital Plan

---

The Strategic Plan is the foundation for the management of our organization and is intended to be complementary to community strategies, as well as supportive of community priorities such as improving transportation, expanding the availability of affordable housing, and enhancing community resilience. It defines the County's vision, mission, guiding principles, goals, objectives, strategies and key performance indicators. It is a strategic roadmap – one that articulates where we want to be, how we will get there, and how we will know when we have arrived.

An annual budget is a financial, operating, and capital plan for the coming fiscal year. It provides an outline of service levels provided to the citizen and public capital investments in the community, to be used by both our customers and us. Miami-Dade County's budget document is a tool that serves five purposes:



- **Prioritization:** *County resources that address needs identified by the Mayor, the Board of County Commissioners (BCC), and the County's strategic plan are prioritized through this process.*
- **Information:** *The budget document is the primary way for the County to explain to the public what it intends to do with the taxes and fees it collects. Through the budget document, the public can see how and where tax dollars and other revenues raised by the County will be spent.*
- **Planning:** *The budget process is an annual plan for management of the County to coordinate and schedule programs and services to address the County's priorities.*
- **Evaluation:** *The budget is used to help determine how well services are provided and how successful the County is in meeting the community's needs.*
- **Accountability:** *The budget is a tool for legally authorizing public expenditures and to account for and control the use of public resources.*

## FY 2019-20 Adopted Budget and Multi-Year Capital Plan

---

The annual budget is determined for a fiscal year, which is the twelve-month cycle that comprises the jurisdiction's reporting period. The State of Florida and certain federal programs have different fiscal years than the County. The County's fiscal year starts on October 1 and ends September 30 of the following year. This Adopted Budget is for the period October 1, 2019 to September 30, 2020 and is shown as either "FY 2019-20" or "FY 19-20."

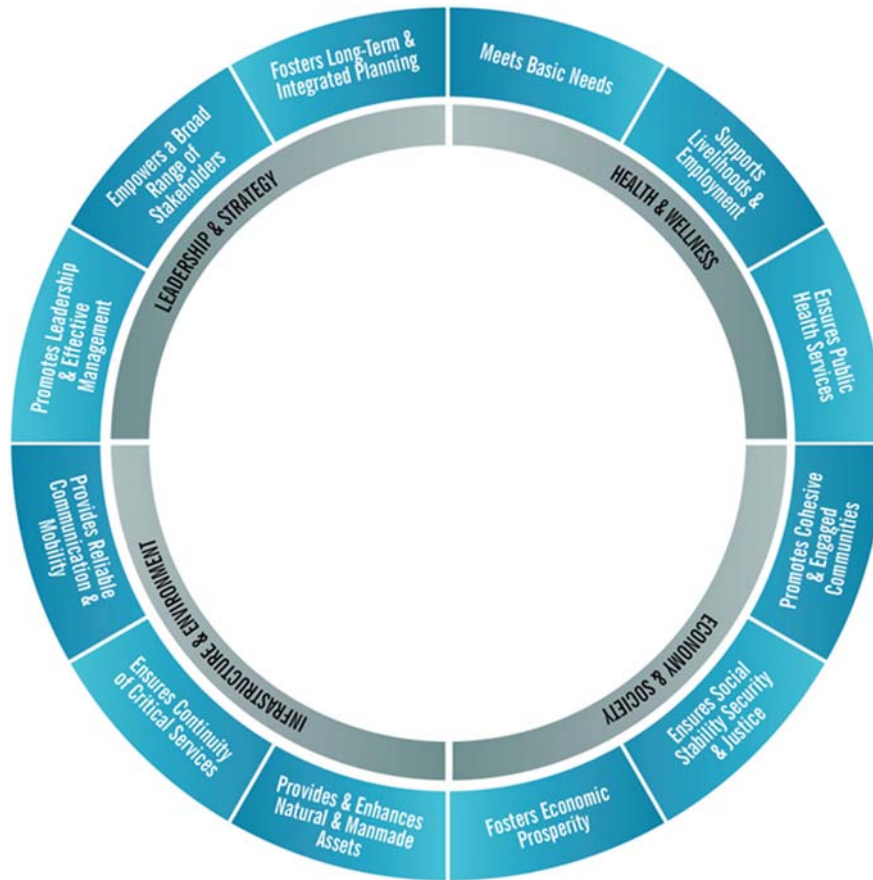
The County employs a balanced scorecard approach to track departmental performance. A balanced scorecard is a framework that combines strategic non-financial performance measures with traditional financial metrics to give managers and executives a more 'balanced' view of organizational performance. Our traditional scorecards include measures from four perspectives: learning and growth, business process, customer service, and financial.



## FY 2019-20 Adopted Budget and Multi-Year Capital Plan

By the end of the calendar year, however, we will have implemented “Resilience Scorecards.” Currently still in design, these scorecards will group performance measures by the four resilience dimensions developed by the Rockefeller 100 Resilient Cities:

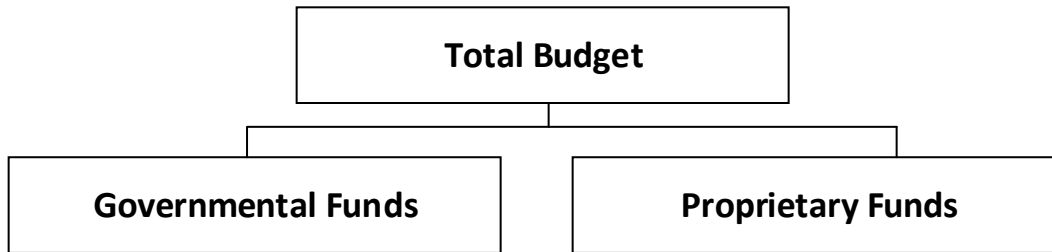
- Leadership and Strategy
- Health and Wellness
- Infrastructure and Environment
- Economy and Society



In these volumes, we join together the elements of the County Strategic Plan (overall organizational goals and objectives), the Resilient 305 Strategy (resilience dimensions) the business plans (departmental objectives and measures), the budget (allocation of personnel and funding), and the scorecards (actual and target performance measures) in each departmental narrative. The narratives are organized by Strategic Area, placing similar services together to reinforce the cross-functional teams working together to meet the same goals and objectives.

**OUR FINANCIAL STRUCTURE**

The Miami-Dade County Budget is comprised of appropriations in various funds. A fund is a set of self-balancing accounts that are segregated for the purpose of carrying on specific activities or attaining certain objectives, as required by special regulations, restrictions, or limitations. Miami-Dade County’s funds can be divided into three categories: governmental funds, proprietary funds, and fiduciary funds. Only governmental funds and proprietary funds are appropriated as part of the annual budget. Governmental funds account for most of the County’s basic services. Taxes, intergovernmental revenues, charges for services, and proceeds from bond sales principally support the activities reported in these funds. There are nine enterprise funds reported in the County’s annual financial report that are considered proprietary funds. The budget ordinance that is presented to the BCC in September for the two public budget hearings follows this fund structure.



**GOVERNMENTAL FUNDS**

The General Fund is the County’s primary operating fund. All financial activity not included within a proprietary (or enterprise) fund is included in the General Fund. Property taxes, also known as ad valorem revenues, are a significant source of funding for the General Fund, as well as the Fire Rescue and Library taxing districts, which operate within their own special revenue funds. The amount of property taxes received by a taxing jurisdiction is derived by a tax rate (millage rate) applied to the property tax roll for the jurisdiction. A mill is a rate of tax equal to \$1 for each \$1,000 of assessed taxable property value. If a piece of property has a taxable value of \$100,000 and the millage rate is one mill, the property owner would pay \$100 in taxes.

Each of the four County taxing jurisdictions has its own millage rate, along with millage rates set to fund voter-approved debt governed by the BCC. Three of the operating millage rates (Countywide, Fire Rescue, and Library) are subject to a State imposed cap of ten mills. The municipal millage rate (UMSA) has its own ten-mill cap. Voter-approved debt millage rates are not subject to this cap. The revenue raised from the debt service millage pays outstanding debt for voter-approved general or special obligation bonds, such as the County’s Building Better Communities General Obligation Bond Program and the Public Health Trust’s Miracle Building Bond Program. The County has debt service millages for voter approved countywide debt. FY 2019-20 is the 25th consecutive year that the area-wide total millage is below the state defined ten-mill cap.

For the FY 2019-20 Adopted Budget, the total millage rate is 7.3716 mills for the three taxing jurisdictions under the regional ten-mill cap; therefore, we have 2.6284 mills in capacity, which could generate

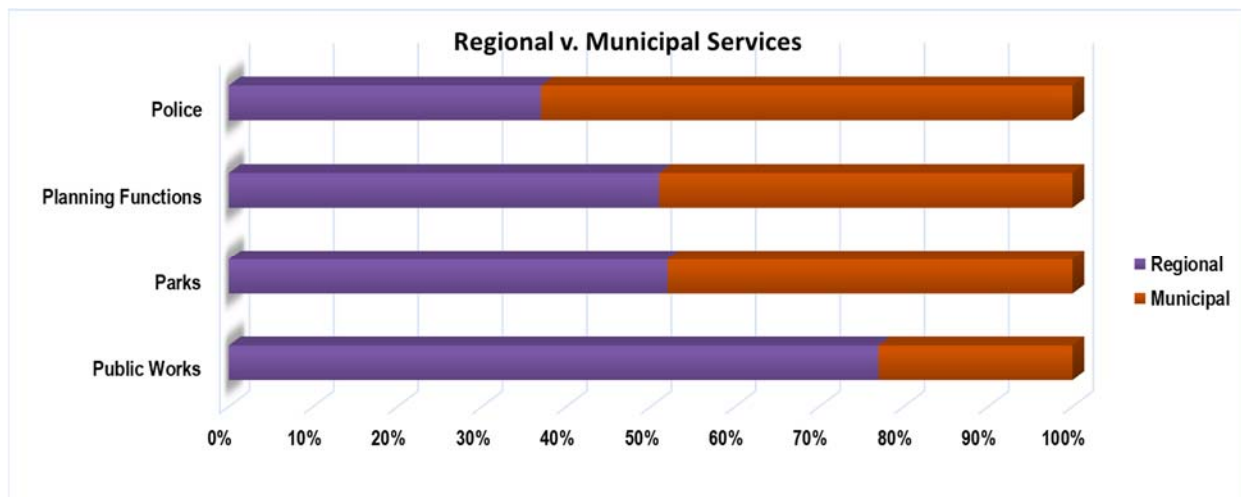
## FY 2019-20 Adopted Budget and Multi-Year Capital Plan

approximately more than \$770.672 million of additional revenue to fund regional services. With the Unincorporated Municipal Service Area (UMSA) millage, we also have the potential of 8.0717 mills in capacity for the UMSA services, which could generate approximately \$631.561 million of additional revenue. The total of all adopted operating and voted debt millage rates for FY 2019-20 is 9.7779. The following table shows the millage rates for FY 2018-19 and FY 2019-20.

MILLAGE TABLE					
Taxing Unit	FY 2018-19 Actual Millage	FY 2019-20 Rolled-Back Millage (1)	FY 2019-20 Adopted Millage Rates	Percent Change From FY 2018-19 Rolled-Back Millage	Percent Change From FY 2018-19 Actual Millage
Countywide Operating	4.6669	4.4560	4.6669	4.73%	0.00%
Miami-Dade Fire Rescue Service District	2.4207	2.2872	2.4207	5.84%	0.00%
Miami-Dade Public Library System	0.2840	0.2694	0.2840	5.42%	0.00%
Total Millage Subject to 10 Mill Cap	7.3716	7.0126	7.3716	5.12%	0.00%
Unincorporated Municipal Service Area (UMSA)	1.9283	1.7986	1.9283	7.21%	0.00%
<b>Sum of Operating Millages</b>	<b>9.2999</b>	<b>8.8112</b>	<b>9.2999</b>	5.55%	<b>0.00%</b>
Aggregate Millage (2)		6.5645	6.7987	3.57%	
Voted Millages (3) -- Debt Service					
Countywide (4)	0.4644	N/A	0.4780	N/A	2.93%
Fire Rescue District Special Obligation Bonds	0.0000	N/A	0.0000	N/A	0.00%
<b>Sum of Operating and Debt Millages</b>	<b>9.7643</b>	N/A	<b>9.7779</b>	N/A	<b>0.14%</b>
<p>(1) "Rolled-back millage" is the State defined rate which allows no increase in property tax revenue except for that from new construction. Starting in FY 2008-09 the proportionate roll value of dedicated increment districts and the associated prior year payments are subtracted prior to computing the "rolled-back millage." This rate ignores the impact of inflation on government and market valuation changes on taxable real and personal property.</p> <p>(2) "Aggregate millage" is the State defined weighted sum of the non-voted millages. Each millage is weighted by the proportion of its respective certified tax roll to the certified countywide roll (the Fire District millage is weighted by 56.1 percent, the Library District millage by 91.0 percent, and the UMSA millage by 26.7 percent).</p> <p>(3) Rolled-back millage and aggregate millage calculations do not apply to voted debt millages.</p> <p>(4) Countywide debt includes 0.0992 mills for Jackson Health System bonds and 0.3788 mills for County general obligation bonds</p>					

Within the General Fund, the operating budget separates Countywide expenditures (for regional services) from UMSA expenditures (for municipal services). That separation ensures that residents pay only for the services they receive. Some services are easy to differentiate: health care, mass transit, correctional facilities operations and support, and elections, for example are all countywide services. Many departments, including Miami-Dade Police, Parks, Recreation and Open Spaces, Transportation and Public Works, and Regulatory and Economic Resources, however, provide both regional and municipal services and their general fund subsidies are allocated between the Countywide revenues and UMSA revenues as appropriate. Each department's allocation is reviewed annually.

## FY 2019-20 Adopted Budget and Multi-Year Capital Plan



Police services provided in the unincorporated area are similar to police services provided by municipal police departments. These services include uniform police patrols, general investigative services, school crossing guard program services and community-based crime prevention programs. Criminal and other specialized investigative activities primarily serve the unincorporated area, but also provide support to municipalities on an as needed basis. Those costs are allocated between the Countywide and UMSA budgets based on relative workloads during the previous fiscal year. Countywide police functions are generally the sheriff's functions and include the crime laboratory, court services, civil process, warrants, public corruption investigations and portions of the communications and records bureaus. The expenditures of overall support functions such as the director's office, the legal and professional compliance bureaus, and information technology services are allocated in accordance with the overall department-wide allocation between Countywide and UMSA budgets. Non-reimbursed costs of police presence supporting municipal police departments at events of countywide significance are also considered countywide functions. The allocation of the police subsidy is 36 percent to the Countywide budget and 64 percent to the UMSA budget for FY 2019-20.

The Parks, Recreation and Open Spaces (PROS) Department expenditures are divided similarly. Community and neighborhood parks and community pools providing local services to the residents of the surrounding neighborhoods are supported by the UMSA budget. Countywide park facilities and programs serve all county residents and include regional parks such as Amelia Earhart, Ives Estates, Tamiami, and Tropical parks, metropolitan parks, Zoo Miami, cultural facilities, natural areas, cooperative extension, and beaches. Administrative support and construction (planning, design, development, and maintenance) costs are allocated between the Countywide and UMSA budgets – or capital funds, as appropriate - on the basis of the relative costs of direct services. Some countywide park facilities such as marinas generate revenues to support their operations and require little if any property tax support. Roadside maintenance and landscaping are supported by both the Countywide and UMSA budget. Causeways and special taxing districts are self-supporting and require no property tax support. As a result of this year's review of the cost allocation method and service enhancements, countywide support in this fiscal year is 52 percent of the PROS subsidy.

## **FY 2019-20 Adopted Budget and Multi-Year Capital Plan**

---

General Fund support to planning and administration functions within the Regulatory and Economic Resources (RER) Department is allocated based on proportions of workload that relate to the unincorporated area as compared to the overall county. Because most planning activities such as charrettes, development reviews, preparation of special planning studies, and support of community councils are local in nature, the costs are allocated to the unincorporated area budget. Costs associated with the review of Developments of Regional Impact, areawide economic forecasting and census related activities, however, are included in the Countywide budget because of their countywide significance. In FY 2019-20, UMSA General Fund support of the planning function in the Regulatory and Economic Resources Department is 49 percent of the subsidy. Other functions such as Business Affairs and the Office of Resiliency are funded by the Countywide General Fund.

The Department of Transportation and Public Works' (DTPW) unincorporated area budget provides funding for local right-of-way maintenance activities which include minor debris removal, pothole patching, paving, resurfacing, and sidewalk repair, as well as other work done in the UMSA area. Countywide transportation and public works responsibilities such as mass transit, traffic signalization and signage, traffic engineering design, arterial road maintenance in municipalities, and bridge operations throughout the county are funded by Countywide funds. Several direct services are both Countywide and UMSA funded. These include right-of-way surveying, land acquisition, and highway engineering. Administrative costs are allocated on the basis of the relative costs of direct services. The required Maintenance of Effort (MOE) for transit services is \$207.66 million for FY 2019-20. Of the total General Fund support for the public works functions 77 percent is Countywide and 23 percent is UMSA for FY 2018-19.

The cost of the County's central administration, which supports operating departments, is apportioned based on the ratio of countywide versus UMSA operating costs across the entire General Fund. This allocation for FY 2019-20 is 76 percent to the Countywide budget and 24 percent to the UMSA budget. In some cases, specific functions within a particular central administrative department are funded from either the countywide or unincorporated area budget depending on the population served while other functions may be funded differently. For example, the Information Technology Department (ITD) has administrative functions funded by Countywide and UMSA General Fund however other services provided are funded through internal service charges such as telephone and radio services. Finally, the central administration is partially funded through an administrative reimbursement charged to proprietary funds. For the FY 2019-20 Budget, that percentage is 3.69 percent of proprietary operating budgets, 32.1 percent higher than FY 2018-19.

Revenue allocation is more clearly defined and usually based on statutory guidelines. Counties are authorized to collect certain revenues, as are municipalities. In accordance with state law and the Home Rule Charter, the unincorporated area realizes revenues comparable to those received by municipalities in Miami-Dade County.

## FY 2019-20 Adopted Budget and Multi-Year Capital Plan

---

There are three other governmental funds included in the budget:

- **Special Revenue Funds:** Special revenue funds are used to account for revenues from specific sources that are restricted by law or policy to finance specific activities. The Fire Rescue District and the Library District operate in individual Special Revenue Funds.
- **Debt Service Funds:** Debt service funds are used to account for the accumulation of resources for and the payment of principal and interest on long-term obligations.
- **Capital Project Funds:** Capital project funds are used to account for financial resources used for the acquisition and/or construction of major capital facilities and infrastructure.

### **PROPRIETARY FUNDS**

Proprietary funds are those funds where the County charges a user fee in order to recover costs. The County's proprietary funds include enterprise funds and internal service funds.

Enterprise funds are used to finance and account for the acquisition, operation, and maintenance of facilities and services that are intended to be entirely or predominantly self-supporting through the collection of charges from external customers. The following major enterprise funds are included in the County's financial statements:

- **Department of Transportation and Public Works (DTPW):** Operates the County's mass transit rail system, bus system, metro-mover system, and paratransit services
- **Solid Waste Management (DSWM):** Provides solid waste collection and recycling services to the unincorporated area of Miami-Dade County and some municipalities. Also, provides solid waste disposal services to 15 municipalities and operates a variety of facilities, including landfills, transfer stations, and neighborhood trash and recycling centers.
- **Seaport:** Operates the Dante B. Fascell Port of Miami-Dade County.
- **Aviation:** Operates and develops the activities of the Miami International Airport, three other general aviation airports, and one training airport.
- **Water and Sewer Department (WASD):** Maintains and operates the County's water distribution system and wastewater collection and treatment system.
- **Public Health Trust/Jackson Health System (PHT):** The PHT was created by a County ordinance in 1973 to provide for an independent governing body responsible for the operation, governance, and maintenance of certain designated health facilities. These facilities include Jackson Memorial Hospital, a teaching hospital operating in association with the University of Miami, School of Medicine, Jackson North Medical Center, Jackson South Medical Center, Holtz Children's Hospital, Jackson Rehabilitation Hospital, Jackson Behavioral Health Hospital, several Urgent Care Centers, primary care centers and clinics throughout Miami-Dade County.

## FY 2019-20 Adopted Budget and Multi-Year Capital Plan

---

There are four additional enterprise funds: the ***Rickenbacker Causeway*** fund (PROS), the ***Venetian Causeway*** fund (PROS), the ***Section 8 Allocation*** fund (within Public Housing and Community Development (PHCD)) and ***Mixed Income Properties*** fund (PHCD).

Internal service funds are used to report any activity that provides goods and services to other funds, departments, or agencies of the County, on a fee for cost and overhead or a reimbursement basis. The County has one internal service fund, the Self-Insurance Fund, which accounts for the County's insurance programs covering property, automobile, general liability and workers' compensation. It is also used for medical, dental, life, and disability insurance accounts for County employees. A large portion of the group medical insurance program is self-insured.

### ***FIDUCIARY FUNDS***

Fiduciary funds are used to report assets held in a trustee or agency capacity for others. The County currently has funds held in an agency capacity by the Clerk of the Circuit and County Court and the Tax Collector, as well as other funds placed in escrow pending distributions. These funds cannot be used to support the County's own programs, and therefore, are not required to be appropriated as part of the annual budget.

- ***Clerk of Circuit and County Courts Agency Fund:*** Accounts for funds received, maintained and distributed by the Clerk of the Circuit and County Courts in his capacity as custodian to the State and County judicial systems.
- ***Tax Collector Agency Fund:*** Accounts for the collection and distribution of ad valorem taxes and personal property taxes to the appropriate taxing districts. Also accounts for the collection of motor vehicle registration fees and sales of other State of Florida licenses, the proceeds of which are remitted to the State.
- ***Pension Trust Fund:*** Accounts for assets held by Northern Trust Bank for the benefit of employees of the Public Health Trust who participate in the Public Health Trust Defined Benefit Retirement Plan.
- ***Other Agency Funds:*** Accounts for various funds placed in escrow pending timed distributions.

The table below illustrates the various funds in which each Department records financial activity. It is important to note that the "General Fund, Other Governmental Revenues" includes franchise payments, utility taxes, gas taxes, County Surtax, and sheriff fees and "Proprietary Funds, User Fee/Charges/Permit fees" includes special taxing district revenues included within the Parks, Recreation and Open Spaces Department.

## FY 2019-20 Adopted Budget and Multi-Year Capital Plan

Department	General Fund			Proprietary Funds				Grant Funds		Capital Project Funds		
	CW Jurisdiction (Tax Supported)	UMSA Jurisdiction (Tax Supported)	Other Governmental Revenues	Enterprise Funds	User Fees / Charges / Permit Fees	Miscellaneous Revenues	Fire District	Library District	Federal	State	Bonds	Impact Fees
<b>POLICY FORMULATION</b>												
Board of County Commissioners	√	√				√						
County Attorney's Office	√	√										
Office of the Mayor	√	√										
<b>PUBLIC SAFETY</b>												
Corrections and Rehabilitation	√				√	√			√		√	
Fire Rescue	√				√	√	√		√	√	√	√
Judicial Administration	√		√		√						√	
Juvenile Services	√				√	√			√	√		
Law Library			√		√							
Legal Aid	√		√		√							
Medical Examiner	√		√		√							
Office of the Clerk	√		√		√			√	√			
Police	√	√	√		√	√			√	√	√	√
<b>TRANSPORTATION</b>												
Aviation				√					√	√	√	
Seaport				√	√	√			√	√	√	
Transportation and Public Works	√	√	√	√	√	√			√	√	√	√
<b>RECREATION AND CULTURE</b>												
Cultural Affairs	√		√		√	√				√	√	
Library					√	√		√	√	√	√	
Parks, Recreation and Open Spaces	√	√		√	√	√			√	√	√	√
<b>NEIGHBORHOOD AND INFRASTRUCTURE</b>												
Animal Services	√		√		√	√					√	
Solid Waste Management	√			√	√	√				√	√	
Water and Sewer				√	√						√	
<b>HEALTH AND HUMAN SERVICES</b>												
Community Action and Human Services	√				√	√			√	√	√	
Homeless Trust			√			√			√	√		
Jackson Health System	√			√	√						√	
Public Housing and Community Development					√				√		√	
<b>ECONOMIC DEVELOPMENT</b>												
Miami-Dade Economic Advocacy Trust	√				√	√						
Regulatory and Economic Resources	√	√	√		√	√			√	√	√	√
<b>GENERAL GOVERNMENT</b>												
Audit and Management Services	√	√	√									
Commission on Ethics and Public Trust	√		√		√	√						
Communications	√	√	√		√							
Elections	√		√		√	√			√	√		
Finance			√		√	√						
Human Resources	√	√			√							
Information Technology	√	√	√		√	√						
Inspector General	√				√	√						
Internal Services	√	√	√		√	√					√	
Management and Budget	√	√							√			
Property Appraiser	√		√		√	√						
<b>OTHER</b>												
General Government Improvement Fund	√	√	√								√	
Non-Departmental	√	√	√	√	√	√	√	√	√	√	√	√

### BUDGET AND FINANCIAL POLICIES

Miami-Dade County follows the policies required by the Miami-Dade County Home Rule Amendment and Charter, the Miami-Dade County Code of Ordinances, Florida Statutes Chapter 129 (County Annual Budget) and Chapter 200 (Determination of Millage), and the Generally Accepted Accounting Principles (GAAP) for state and local governments as set forth by the Governmental Accounting Standards Board (GASB). State and local laws and legislation generally outline the budget development process. Reporting of financial activity is regulated by GASB.

Both the [Budget](#) and the [Comprehensive Annual Financial Report](#) (CAFR) provide our County's financial plans and statements following these policies.

#### **LOCAL LEGISLATION**

The [Miami-Dade County Home Rule Amendment and Charter](#) is the constitution for Miami-Dade County and governs all activity:

- The Citizens' Bill of Rights of the Miami-Dade County Home Rule Amendment and Charter states that in addition to any budget required by state statute, the Mayor prepares a budget showing the cost of each program for each budget year. Also, before the first public hearing on the Proposed Budget required by state law, the Mayor makes public a budget summary setting forth the proposed cost of each individual program and reflecting all major proposed increases and decreases in funds and personnel for each program, the purposes for those adjustments, the estimated millage cost of each program and the amount of any contingency and carryover funds for each program.
- The Charter also says that the Mayor prepares and delivers a budgetary address annually to the people of the county in March to set forth the recommended funding priorities for the County and that between June 1 and July 15, the Mayor releases a Proposed Budget containing a complete financial plan, including capital and operating budgets, for the next fiscal year. Pursuant to the Charter, the budget is presented to the Commission before the BCC adopts tentative millage rates for the next fiscal year.
- The Finance Director, appointed jointly by the Mayor and the Clerk of the Circuit and County Courts, has charge of the financial affairs of the County. While not delineated in the Charter, currently the Budget Director is the designated Budget Officer. At the end of each fiscal year an audit is performed by an independent certified public accountant designated by the BCC of the accounts and finances of the County for the fiscal year just completed.

The Miami-Dade Code of Ordinances also contains financial policies codified by the Board of County Commissioners:

- [Article CXVIII.5 of the Code of Ordinances](#) is entitled "Governing for Results" and codifies our results-oriented governing management concepts. Section 2-1795 lays out policies for the allocation of resources and requires the Mayor or his/her designee to include them in his annual Budget Address which takes place during the month of March of each year. It also

## FY 2019-20 Adopted Budget and Multi-Year Capital Plan

---

- requires the submission of a five-year financial forecast. Section 2-1795 of the Code outlines the resource allocation and reserve procedures for the preparation and adoption of the County's annual budget requiring budget format to provide clear basis for which to hold management accountable for operating within the Adopted Budget. In addition, the Section places restrictions on the re-appropriation of line items within funds.
- The annual budget establishes the appropriations, or the approved expenditure levels, for the fiscal year and expenditures above the adopted levels cannot be incurred. There are some kinds of funds – working capital, revolving, pension, or trust funds – that may be accessed without approved expenditure authority. The BCC, by ordinance, may transfer any unencumbered appropriation balance, or any portion thereof, from one department, fund, or agency to another, subject to the provisions of ordinance. Any portion of the earnings or balance in any fund, other than sinking funds for obligations not yet retired, may be transferred to the general funds of the County by the BCC. The adopted budget may be amended at any time during the year, by BCC action. Re-appropriations within a fund without increasing the total fund may be approved by motion or resolution. Increasing the total appropriations for a fund requires an ordinance, with two readings and a public hearing.
  - Miami-Dade County [Resolution No. R-31-09](#) establishes the current investment policy for Miami-Dade County which states in summary that the County's investment strategy is an adherence to buy and hold thereby eliminating the potential for risky trading.
  - Miami-Dade County [Ordinance No. 14-02](#) requires separate votes of the Board for each millage rate, including voter approved debt. A separate vote is required to set the tentative millage rates in July, as well as at each public budget hearing in September.
  - As prescribed by [Ordinance No. 15-58](#), no later than April 1st of each year, the Commission Auditor provides to the Commission a written report detailing, for each department, office, division or other unit of County government the services provided to the community, the resources allocated for the delivery of services, and the achievement of performance measures with respect to the delivery of services. The report includes the Commission Auditor's recommendations regarding adjustments to resource allocations to yield desired service delivery results. Each commission committee then meets no later than May 1st of each year to review and discuss the Commission Auditor's report, identify new service delivery priorities for the next fiscal year for those services under the commission committee's jurisdiction, approve by motion new service delivery priorities for the next fiscal year, and forward its recommended priorities to the Commission. No later than June 1st of each year, the committee with jurisdiction over budgetary matters meets to review and discuss the commission committees' recommended new service delivery priorities for the next fiscal year, identify revenues and resources necessary to fund such priorities, and no later than June 15th, forward its findings to the Commission for its consideration at its regularly scheduled meeting immediately following June 15th or a special meeting called to discuss priorities. At that meeting, the Commission, by motion, approves those new service delivery priorities it wishes to implement in the ensuing fiscal year's County budget.

## FY 2019-20 Adopted Budget and Multi-Year Capital Plan

---

### STATE LAW

The Florida legislature enacts laws that govern the budget development and approval processes <http://www.leg.state.fl.us/statutes/>:

- [Chapter 129.01\(2\) \(a\), Florida Statutes](#) establishes that the budget will be prepared, summarized, and approved by the BCC of each county, (b) and that it will be balanced. That is, the estimated revenues, including balances brought forward, equals the total of the appropriations and reserves. The budget must conform to the uniform classification of accounts prescribed by the appropriate state agency. Revenues must be budgeted at 95 percent of all receipts reasonably to be anticipated from all sources, including taxes to be levied.
- [Chapter 129.01\(2\) \(c\) \(1\), Florida Statutes](#) provides that a reserve for contingencies may be provided in a sum not to exceed ten percent of the total budget.
- [Chapter 129.025, Florida Statutes](#) allows for the designation of a county budget officer that may carry out the duties set forth in this chapter.
- During the 2019-20 Session of the Florida Legislature, [Chapter 129.03 Preparation and adoption of budget](#) - Subsection (3) was amended to include paragraph (d) requiring counties to include and report the following information as part of the jurisdictions budget documents:
  1. Government spending per resident, including, at a minimum, the spending per resident for the previous five fiscal years ([Budget-in-Brief, Volume 1](#));
  2. Debt per resident, including, at a minimum, the debt per resident for the previous five fiscal years ([Appendix R, Volume 1](#));
  3. Median income within the County ([Our County, Volume 1](#));
  4. The average county employee salary ([Budget-in-Brief, Volume 1](#));
  5. Percent of budget spent on salaries and benefits for county employees ([Appendix C, Volume 1](#)); and
  6. Number of special taxing districts, wholly or partially, within the County ([Volume 2, Parks, Recreation and Open Spaces, Special Assessment District Division, page 216](#))
- [Chapter 129.06\(1\), Florida Statutes](#) requires that adopted budgets regulate the expenditures of the county and each special district included within the county budget and the itemized estimates of expenditures are fixed appropriations and cannot be amended, altered, or exceeded except by action of the governing body.
- [Chapter 129.06\(2\), Florida Statutes](#) allows that the BCC at any time within a fiscal year may amend a budget for that year and may, within the first 60 days of a fiscal year, amend the budget for the prior fiscal year. The amendments can be made by motion or resolution when expenditure appropriations in any fund are decreased and other appropriations in the same correspondingly increased provided that the total of the appropriation in the fund may not be changed. Otherwise, the amendment will require an ordinance of the BCC for its authorization.
- [Chapter 129.07, Florida Statutes](#) states that it is unlawful for the BCC to expend or contract for the expenditure in any fiscal year more than the amount appropriated in each fund's budget.

## FY 2019-20 Adopted Budget and Multi-Year Capital Plan

---

- [Chapter 200.011, Florida Statutes](#) states that the BCC determines the amount to be raised for all county purposes, except for county school purposes, and the millage rates to be levied for each fund respectively. The BCC also determines the rates for use by the county, including special taxing district, board, agency, or other taxing unit within the county for which the BCC is required by law to levy taxes.
- [Chapter 200.065, Florida Statutes](#) establishes a rolled-back millage rate, a maximum millage rate, and advertising and voting requirements for taxing jurisdictions, requiring an extraordinary vote of the local governing body to exceed the maximum millage rate for taxing purposes. Each year, the Proposed Budget is developed with millage rates necessary to fund the property tax-supported portion of the budget. At its second meeting in July, the BCC considers the millage rates that will be used for the tax notices that will be mailed to all property owners in August. The tax notices are also referred to as TRIM notices; TRIM stands for Truth In Millage. The tax rates that are on the notices property owners receive in August represent the ceiling of the rates that can be approved by the BCC at the September budget hearings, unless additional notices are sent to all property tax payers. Because re-noticing all taxpayers is difficult and expensive, the tax rates included in the TRIM notices are considered the ceiling.
- [Chapter 200.065, Florida Statutes](#) outlines the rolled-back millage rate, known as the “no tax increase” rate because it allows the entity to generate the same property tax revenue from year to year, adjusted only by any new properties that may have been placed on the property tax roll. Because it does not take into account value adjustments for properties already on the property tax roll, the rolled-back rate does not take into account growth in the County. Another state-defined measure, the aggregate rolled-back millage rate, is the sum of the rolled-back millage rates for each of the taxing jurisdictions, in the case of Miami-Dade County we have four, weighted by the proportion of its respective roll to the countywide tax roll. The table below shows the calculation of the rolled-back rates for FY 2018-19.
- The State has defined the highest millage rate that may be levied with a simple majority vote of the governing body known as the maximum millage rate. This rate is the rolled-back rate, adjusted for the growth in per capital personal income in Florida. Beginning in FY 2009-10, the maximum millage rate is based on the rolled-back rate (the rate that generates the same property tax revenue) assuming the maximum millage rate had been adopted for the prior year and then adjusted for growth in per capita Florida personal income, whether or not the maximum millage rate had been adopted in the prior year. In other words, if the millage rate that was adopted was higher than the calculated maximum millage rate, that rate is the cap. If a millage rate below the maximum millage rate is adopted, an adjustment is made to credit the revenue that was lost because a rate below the maximum millage rate was adopted. The formulas used to calculate the various millage rates are defined by the Florida Department of Revenue.

The BCC may adopt a rate that is higher than the state defined maximum millage rate. State law provides that a millage rate of up to 110 percent of the calculated maximum millage rate may be adopted if approved by a two-thirds vote of the governing body of the county, municipality, or independent district. A millage rate higher than 110 percent may be adopted by three-fourths vote if the governing body has nine or more members (Miami-Dade County has 13

## FY 2019-20 Adopted Budget and Multi-Year Capital Plan

Commissioners) or if approved by a referendum of the voters. The penalty for violating these standards is the loss of state revenue from the local government half-cent sales tax for a period of twelve months.

ROLLED-BACK MILLAGE AND AGGREGATE MILLAGE CALCULATION (Dollars in Thousands)										
Taxing Unit	2018-19	2018-19	2018-19	2019-20		2019-20	2019-20	2019-20	2019-20	Millage Percent Change
	Est. Value of One Mill	Adopted Millage	Levy, net of TIF Payment	Roll without CRA and New Construction	Rolled- Back Millage	Maximum Millage	Value of One Mill	Adopted Millages	2019-20 Levy	
Countywide	\$285,384.915	4.6669	\$1,284,194	288,192,373	4.4560	4.3514	\$308,641.458	4.6669	\$1,440,399	4.73%
Fire District	160,538.507	2.4207	388,616	169,912,477	2.2872	2.4207	173,237.599	2.4207	419,356	5.84%
Library District	260,144.492	0.2840	73,881	274,215,219	0.2694	0.3292	280,962.318	0.2840	79,793	5.41%
Millage Total		7.3716			7.0126			7.3716		5.12%
Unincorporated Ar	75,829.432	1.9283	\$145,164	80,708,594	1.7986	2.0054	82,361.963	1.9283	158,819	7.21%
Total Levy			\$1,891,854						\$2,098,367	
Aggregate Millage					6.5645			6.7987		3.57%

**Notes:**

1. In accordance with State law, property tax revenue is budgeted at 95 percent of the levy.
2. All tax roll values are current estimates as of tax rolls of July 1, 2019
3. Tax Increment Financing (TIF) payments are contributions made by the County to Community Redevelopment Areas; these payments apply to the Countywide and Unincorporated portions of the levy.
4. A Community Redevelopment Area (CRA) is a geographic area created by Board action to revitalize areas designated as slum and blight through a finding of necessity that require the creation of a trust fund and redevelopment plan. Funds are used to implement the redevelopment plan of these areas.
5. At individual rolled-back millage rates, the tax supported budget would be reduced by \$94.995 million
6. The millage rates utilized for the Adopted Budget are below the maximum millage rate and above the rolled-back rate with the exception of the Fire District millage that is above the maximum millage rate.

- [Chapter 200.071, Florida Statutes](#) mandates that no ad valorem tax millage shall be levied against real property and tangible personal property by counties in excess of ten mills, except for voted levies. Any county which, through a municipal service taxing unit, provides services or facilities of the kind or type commonly provided by municipalities, may levy, in addition to the millage rates otherwise provided in this section, an ad valorem tax millage not in excess of ten mills against real property and tangible personal property within each such municipal service taxing unit to pay for such services or facilities provided with the funds obtained through such levy within such municipal service taxing unit.

The [State Constitution](#) allows an exemption of up to \$50,000 for homesteaded properties and \$25,000 tangible personal property (TPP) for business equipment. In addition, in November 2012, State of Florida voters approved a referendum that amended the State Constitution, which provides a local option to allow an additional exemption for senior citizens, who meet income and ownership criteria, equal to the assessed value of the property with a just value less than \$250,000.

## FY 2019-20 Adopted Budget and Multi-Year Capital Plan

---

### ***GAAP and GASB***

- The General Fund, Fire Rescue District, Library District, and debt service funds are prepared on a modified accrual basis of accounting. Under the modified accrual basis of accounting, revenues are recognized when they are both measurable and available or collectible within the current period to pay for expenditures or liabilities of the current period. Expenditures are recorded when a liability is incurred. Debt service payments, as well as expenditures related to claims and judgments, are recorded only when payment is due. Encumbrances (transactions that reserve funding for expected purchases) lapse at year-end and are re-appropriated as part of the subsequent year's budget in a reserve for encumbrances. The notes section of the [CAFR](#) describes the County's policies for assets, liabilities, and net assets or fund balances.
- The budgets for the Proprietary and Internal Service Funds are prepared on the economic resource measurement focus and the full accrual basis of accounting. These funds include Aviation, Seaport, Water and Sewer, Public Health Trust, Transportation and Public Works, Solid Waste Management, Mixed Income Properties, Section 8 Allocation Properties, and the Self-Insurance Fund. Under the full accrual basis, revenues are recorded when earned and expenses are recorded when liability is incurred, regardless of the timing of related cash flows. The differences between the modified-accrual and accrual basis of accounting include budgeting the full amount of capital expenditures rather than depreciating expense over time, and budgeting the principal payments of outstanding debt, as well as the recognition of the issuance of debt since it does increase the government's current financial resources. The fund balance is defined as the excess of assets over the liabilities in any given fund.

### THE BUDGET PROCESS

Miami-Dade County's budget is actually many budgets relating to distinct services, including regional area-wide services provided countywide, local services in the unincorporated area, referred to as the UMSA, library services provided by the Miami-Dade County Public Library System (Library System), and fire rescue services provided within the Miami-Dade Fire Rescue Service District, as well as numerous proprietary operations and special assessment district functions all aggregated. Each budget is separated to ensure that public revenues are used only for their authorized purposes and that residents pay only for those services available to them. Various types of revenues support Miami-Dade County's operations: taxes on property, sales, motor fuel, and utility bills; fees and service charges; federal and state grants; and others. Many of these revenues are restricted in their use, which complicates the process of balancing the budget. Summary information describing major revenue sources and operating expenditure by strategic area, as well as information for each department showing the activities by supporting revenue source and the categories of expenditures are included as Appendices B and C in this volume. Capital program revenue and expenditure summaries are included as Appendices H and I.

The Multi-Year Capital Plan (also known as the Capital Improvement Plan) is prepared following state growth management legislation and the Miami-Dade County Code and is prepared along with the operating budget. It is used as the basis for updating the Capital Improvement Element of the Comprehensive Development Master Plan, the Five-Year Transportation Improvement Plan, and the other major County capital planning documents. The operating budget and capital budget details are combined in each departmental narrative so that the entire story of each department is contained within a single section of the budget document.

The budget process is a year-round activity. A budget is a very dynamic plan; while major revenue sources, priorities, and activities remain static, things change frequently as a source of funding may drop unexpectedly, a program hits a snag, or a problem develops that must be addressed. For those reasons, budget monitoring is as important as budget development so that changes can be addressed as quickly as possible.

At the beginning of the fiscal year, departmental staff updates the business plans. In December and January, staff completes initial projections and estimates of revenues for the current fiscal year and the next. In February, County departments submit their budget requests to the Office of Management and Budget (OMB). Those requests are linked to the priorities in the departmental business plans. Departmental staff and OMB staff meet to discuss service priorities and to begin the process to match them with available resources. The work requires numerous meetings among County staff to discuss and evaluate proposed service levels and funding. In March, the Mayor delivers a budget address putting forth his funding priorities. Throughout the budget development process, administrative staff interacts with Commission staff and the staff of the Commission Auditor to share revenue and expenditure information. Pursuant to the County Code, the Proposed Budget must be submitted to the BCC by July 15.

## FY 2019-20 Adopted Budget and Multi-Year Capital Plan

---

There are certain budget-related deadlines that are established by state statute. By July 1, the Property Appraiser certifies the Preliminary Final Property Tax Rolls. In July, the BCC considers the recommended millage rates to be used to calculate the estimated taxes published in the "Notice of Proposed Property Taxes" (also referred to as "Truth in Millage" or "TRIM" notices) sent to each property owner in August. That determination is a significant point in the budget development schedule since the millage rates included on the TRIM notices, in practice, represent a ceiling for property taxes for the ensuing fiscal year. If the BCC chooses to increase the millage rate beyond that which was advertised, all taxpayers must be re-noticed, which is expensive and would be difficult, if not impossible, to accomplish within the prescribed time frames.

In accordance with [Section 1800A of the Code](#), public meetings are required to be held throughout the County in August to discuss proposed new or increased rates for fees and taxes. Two public budget hearings are held in September prior to the adoption of the budget, set by a very specific calendar outlines in state law. At the conclusion of the second public hearing, the BCC makes final budget decisions, establishes tax rates, and adopts the budget ordinances for the fiscal year which begins on October 1. During the course of the fiscal year these budgets may be amended through supplemental budget appropriations approved by the BCC, which usually take place during mid-year and at year-end.

# FY 2019-20 Adopted Budget and Multi-Year Capital Plan



**December - January**  
Budget forecasting for coming year



**July 18**  
Maximum tax rates adopted by County Commission



**January - April**  
Departmental budget preparation and meetings



**August**  
Notices of Property Taxes mailed; Commission workshops held



**March**  
Mayor's budget address



**September 5**  
First public budget hearing  
**September 19**  
Second public budget hearing



**July 1**  
Tax Roll Released



**October 1**  
New budget becomes effective


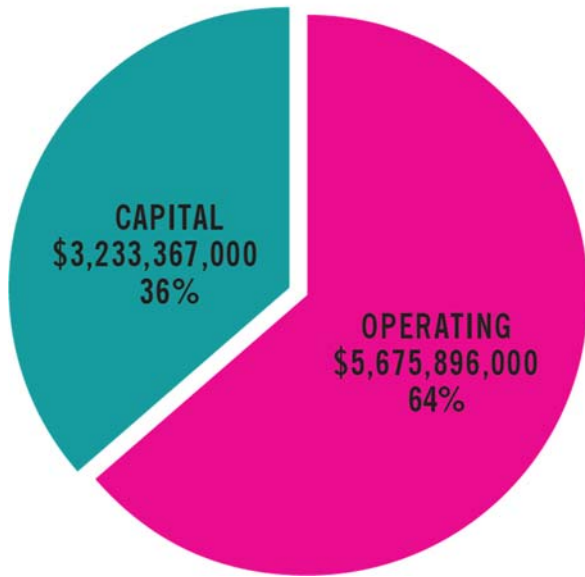


**July 9**  
Proposed Budget presented

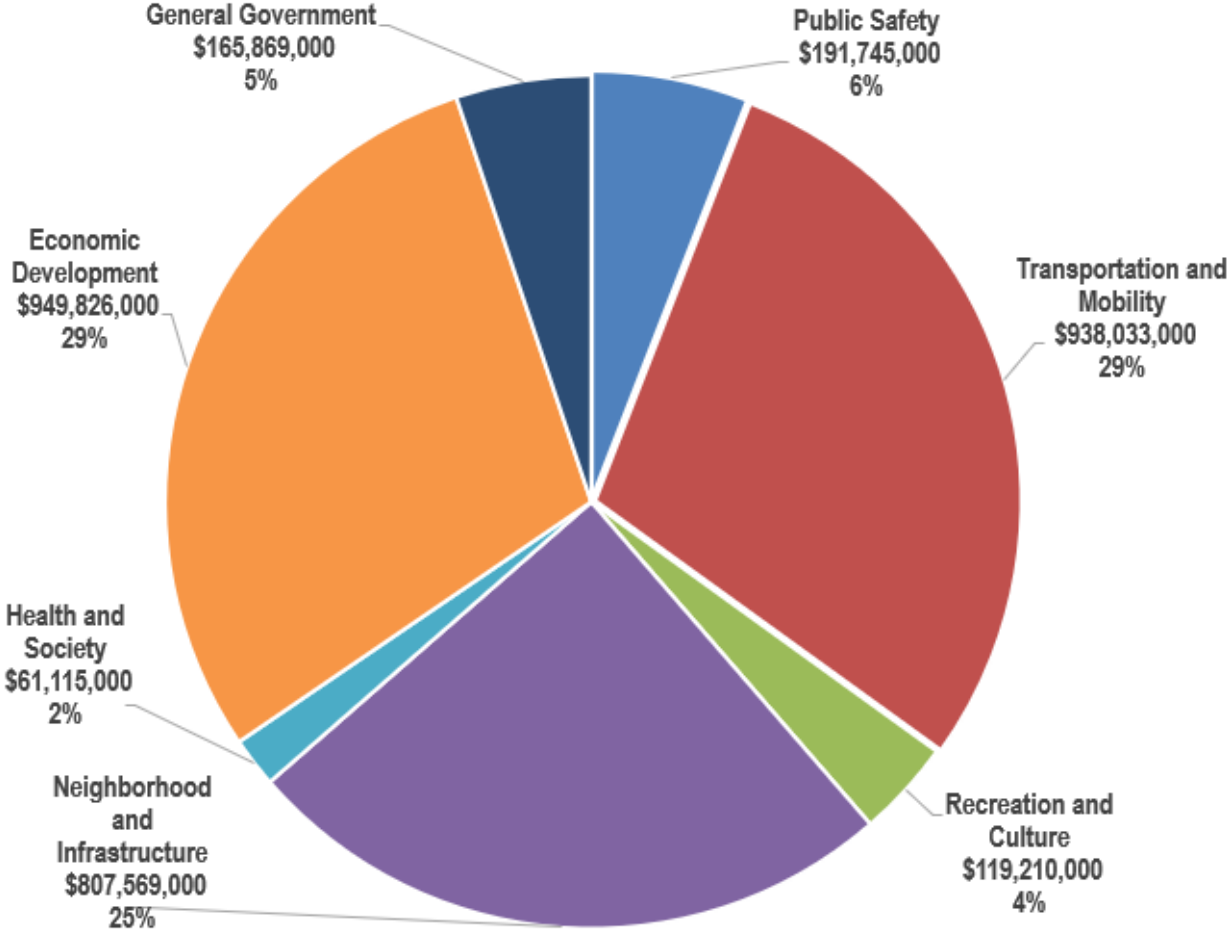
# FY 2019-20 Adopted Budget and Multi-Year Capital Plan

## THE FY 2019-20 ADOPTED BUDGET

The FY 2019-20 Adopted Budget is balanced at \$8.909 billion. The operating budget totals \$5.676 billion and is 5.9 percent higher than the FY 2018-19 Adopted Budget of \$5.357 billion. The tax supported budgets, the Countywide General Fund, Unincorporated Municipal Services Area (UMSA) General Fund, Library System, and Fire Rescue Service District budgets, total \$2.668 billion, which is 4.4 percent higher than the FY 2018-19 Adopted Budget and represents 47 percent of the total operating budget. The FY 2019-20 Capital Budget, the first programmed year of the Adopted Multi-Year Capital Plan, totals \$3.233 billion, which is approximately 25 percent higher than the FY 2018-19 Adopted Budget of \$2.585 billion. The County’s Multi-Year Capital Plan totals \$20.71 billion and includes 490 active capital projects. The strategic areas with the largest capital spending plans are Economic Development (\$950 million, now includes both Airport and Seaport capital plans) and Transportation and Mobility (\$938 million). Unfunded needs in the operating budget total \$98.01 million and \$18.824 billion of unfunded capital projects.



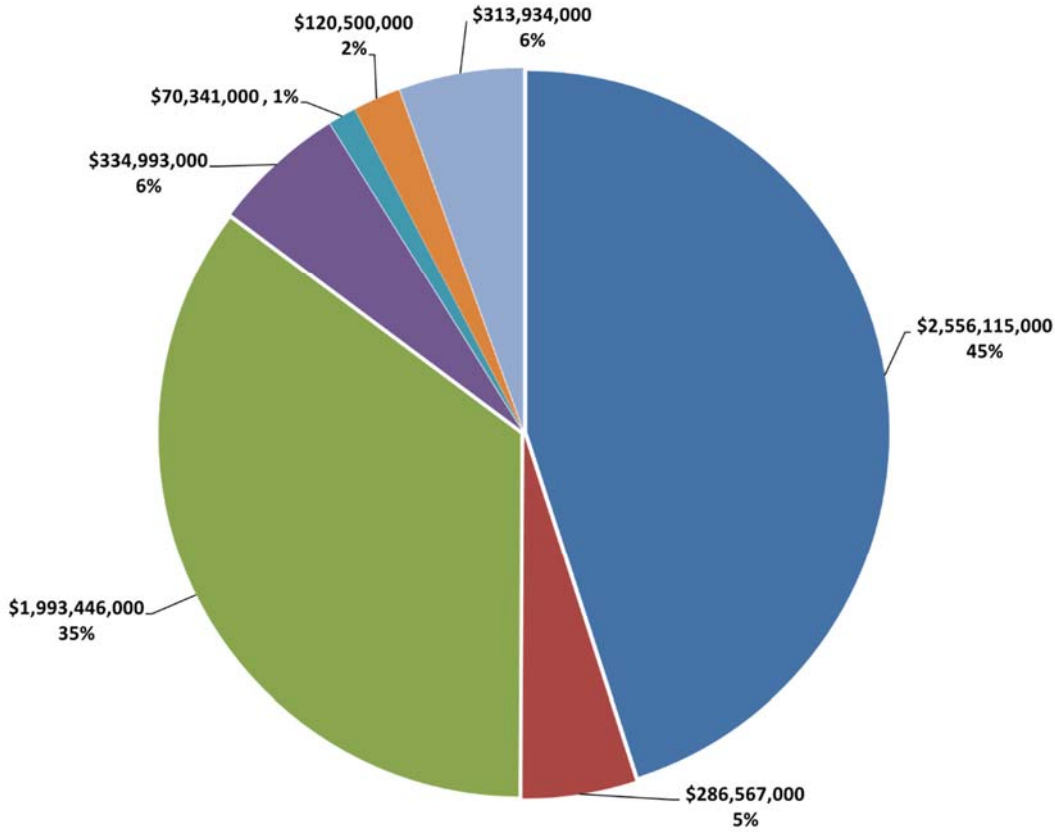
FY 2019-20 Adopted Capital Plan By Strategic Area



## FY 2019-20 Adopted Budget and Multi-Year Capital Plan

### REVENUES

Funding Source	Actuals		Actuals		Actuals		Budget			
	FY 2015-16	%	FY 2016-17	%	FY 2017-18	%	FY 2018-19	%	FY 2019-20	%
Proprietary	\$ 3,214,655,000	56	\$ 3,219,659,414	54	\$3,514,976,600	55	\$ 2,310,608,000	43	\$ 2,556,115,000	45
Federal and State Grants	\$ 286,703,000	5	\$ 276,600,000	5	\$269,309,000	4	\$ 286,282,000	5	\$ 286,567,000	5
Property Tax	\$ 1,480,531,000	26	\$ 1,626,776,000	27	\$1,795,215,000	28	\$ 1,873,116,000	35	\$ 1,993,446,000	35
Sales Tax	\$ 355,915,000	6	\$ 359,640,586	6	\$369,937,000	6	\$ 373,330,000	7	\$ 334,993,000	6
Gas Taxes	\$ 69,638,000	1	\$ 71,775,000	1	\$70,940,000	1	\$ 68,120,000	1	\$ 70,341,000	1
Misc. State Revenues	\$ 99,055,000	2	\$ 99,861,000	2	\$105,256,000	2	\$ 118,520,000	2	\$ 120,500,000	2
Miscellaneous	\$ 281,445,000	5	\$ 275,381,000	5	\$259,154,400	4	\$ 327,245,000	6	\$ 313,934,000	6
<b>Total</b>	<b>\$ 5,787,942,000</b>		<b>\$ 5,929,693,000</b>		<b>\$ 6,384,788,000</b>		<b>\$ 5,357,221,000</b>		<b>\$ 5,675,896,000</b>	



The development of the County Budget is the method for determining the services and the levels of those services you will receive for the next 12 months. It also determines how much you will pay in property taxes and other fees and charges to support those services. Although not the largest source of revenue in the operating budget, the most significant source of discretionary operating revenue to local governments in Florida is property tax revenue. The certified countywide tax roll value change (from the 2018 preliminary roll) for FY 2019-20 is an increase of 6.4 percent. In accordance with Article VII to the State Constitution, the increase in property assessments for 2019 homestead residential properties was set at 1.9 percent. Due to the increases in property values, ad valorem revenue is budgeted at \$120.33 million more than the FY 2018-19 Adopted Budget, an increase of \$23.212 million more than contemplated in the five-year financial forecast. The change in taxes paid by property owners is affected by four factors:

## FY 2019-20 Adopted Budget and Multi-Year Capital Plan

1. The value of the property (determined by the Property Appraiser’s Office)
2. Adjustments for Article VII of the State Constitution, which limits the growth in the value of residential properties with a homestead exemption to the lesser of the growth in the Consumer Price Index (CPI) or three percent (for FY 2019-20 such growth was the 1.9 percent noted above) and 6.4 percent for non-homesteaded properties, respectively
3. The amount of value that is not subject to taxes (e.g., the \$50,000 homestead exemption, the additional homestead exemptions for senior citizens who meet income and ownership criteria as described above, the \$25,000 exemption for personal property)
4. The millage rate set by the board of the taxing jurisdiction

According to state law, the County Property Appraiser determines the market value of each property in Miami-Dade County as of January 1 each year. Then Article VII adjustments are applied to calculate the assessed value. Finally, exemptions are applied to reach the taxable value. The taxable value is then multiplied by the millage rates set by the Board of County Commissioners (BCC) and by other taxing authorities in September to determine the amount of property taxes that must be paid for the property when the bill (also called the tax notice) is mailed in November by the Tax Collector.

While Miami-Dade is responsible under state law to collect all taxes imposed within geographic Miami-Dade County, the County government itself levies only certain taxes on the tax notice. Table 1.1 shows the millage rates and taxes that a residential property located in unincorporated Miami-Dade with an assessed value of \$200,000 with a \$50,000 homestead exemption (HEX) and a taxable value after the HEX of \$150,000 would pay in FY 2019-20. These rates include debt service, as well as operating millage rates.

TABLE 1.1 FY 2019-20 Operating and Debt Service Tax Rates and Calculated Taxes for a Property with a Taxable Value of \$150,000 in Unincorporated Miami-Dade County (Taxes are rounded to the nearest dollar)			
Authority	Millage Rate	Tax	Percent of Total
UMSA Operating	1.9283	\$289	10.9%
Countywide Operating	4.6669	\$700	26.4%
Fire Rescue Operating	2.4207	\$363	13.7%
Library System	0.2840	\$43	1.6%
Countywide Debt Service	0.4780	\$72	2.7%
<b>Total to County</b>	<b>9.7779</b>	<b>\$1,467</b>	<b>55.2%</b>
School Board with Debt Servi	7.1480	\$1,072	40.3%
Children's Trust	0.4680	\$70	2.6%
Everglades	0.0397	\$6	0.2%
Okeechobee Basin	0.1246	\$19	0.7%
Water Management	0.1152	\$17	0.6%
Inland Navigation	0.0320	\$5	0.2%
<b>Total</b>	<b>17.7054</b>	<b>\$2,656</b>	<b>100%</b>

Using the example above, of the \$2,656 of property tax collected, \$700 or 26.4 percent is used for countywide services, \$695 for UMSA, Fire Rescue, and Library services (city-type services), and \$72 for Countywide Debt Service. Overall, the County levies 55.2 percent of the property taxes for a property in UMSA.

## FY 2019-20 Adopted Budget and Multi-Year Capital Plan

For residents of municipalities, all of the rates would apply, except the individual municipal millage rate would be used in place of the UMMA rate. Also, some municipalities are not in the Fire Rescue Service District or Library System and their residents pay for those services through the municipal millage rates. The County levies less than half of the property taxes for the majority of properties in municipalities. All residents in Miami-Dade County pay property taxes for the regional taxing jurisdictions such as the Public Schools, Children's Trust, and others.

**BUDGETS OF THE FOUR TAXING JURISDICTIONS**



As the chart above depicts, ad valorem revenues comprise the majority of the Library, Fire Rescue, and Countywide budgets.

Proprietary agencies are supported entirely from fees and charges generated by their operations (as in the case of Aviation); by a special property tax (i.e. Miami-Dade Fire Rescue Service District and Library System); a special assessment (e.g. solid waste collection services in Department of Solid Waste Management (DSWM)); or by proprietary revenue, including grants, which augment a General Fund subsidy (e.g. Parks, Recreation and Open Spaces (PROS) and Animal Services). Certain proprietary revenues also support functions in multiple departments, such as stormwater utility revenues, local option gas, and tourist tax revenues taxes (as described in Appendices M and N). Proprietary operations, such as the Seaport and the Water and Sewer Department (WASD), will grow to the extent that their activity and operating revenues permit. All rate adjustments are discussed in individual departmental narratives.

- The residential solid waste collection was increased by \$20 to \$484 per year (as approved by the BCC on June 18, 2019); solid waste disposal fees will increase by one percent (adjusted for the estimated consumer price index)
- Water and wastewater retail bills will be adjusted both to ensure funding is adequate to cover the capital requirements dictated by the Consent Decree as well as to provide relief to the tiers of water usage at which the highest instance of households living in poverty occur; residential rates

## FY 2019-20 Adopted Budget and Multi-Year Capital Plan

---

will be held flat or reduced at these levels, while commercial rates will be increased; the wholesale water rate will decrease to \$1.6904 from \$1.7628, or by \$0.0724 per thousand gallons; the wastewater wholesale rate will remain at \$3.1954 per thousand gallons; the septic tank waste disposal fee will increase to \$5.00 per 100 gallons from \$3.25 per 100 gallons

- The landing fee for Miami International Airport remains flat at \$1.62 per 1,000 pounds of landed weight in FY 2019-20, while the airline cost per enplaned passenger will decrease by \$0.95 to \$18.92 based on the Landing Fee Calculation Model
- The Miami-Dade Fire Rescue Department's (MDFR) Fire Prevention division charges for various inspections, plans review, educational opportunities and establishment of new emergency vehicle zones; these charges will be increased to properly cover the cost of the resources used for these services
- The Seaport is adjusting fees according to existing contractual agreements
- The Department of Cultural Affairs is revising ticketing fees for the South Miami-Dade Cultural Arts Center, as well as increasing the fee associated with limiting the sale of alcohol in facilities and establishing a crowd management fee
- The Medical Examiner is increasing various fees for expert witness services, forensic training workshops, photography and imaging, indigent cremations and laboratory services
- Regulatory and Economic Resources is restructuring planning and zoning fees specific to historic preservation

As previously mentioned, the proprietary departments pay an administrative reimbursement payment to the general fund. The administrative reimbursement payment is calculated by determining the percentage of the entire general fund represented by the internal support functions that serve the whole County and all departments. This percentage is then applied to the operating budget of the proprietary functions. In FY 2019-20, this rate will increase to 3.69 percent from 2.79 percent. The payment from the Miami-Dade Aviation Department (MDAD) is calculated utilizing a unique basis determined in concert with the Federal Aviation Administration. Consistent with past practices, administrative reimbursement revenue has been allocated between the countywide and unincorporated area budgets in the same proportion as the administrative expenses they support: 76 percent Countywide and 24 percent UMSA. Countywide or regional services represent a larger portion of the budget as the resources to support UMSA services are further limited.

The Adopted Capital Budget and Multi-Year Capital Plan is supported largely by debt issuances backed by proprietary revenues, such as water and wastewater charges and the fees at the Airports and Seaport. There are also projects funded by impact fees, grants, and debt backed by non-ad valorem revenues such as tourist taxes and sales and utility taxes. General obligation bonds – payable from ad valorem revenues – approved by referendum also support projects of the Building Better Communities General Obligation Bond Program (BBC GOB) and the Jackson Miracle Bond Program. A separate millage rate is charged to pay the annual debt service to support these programs.

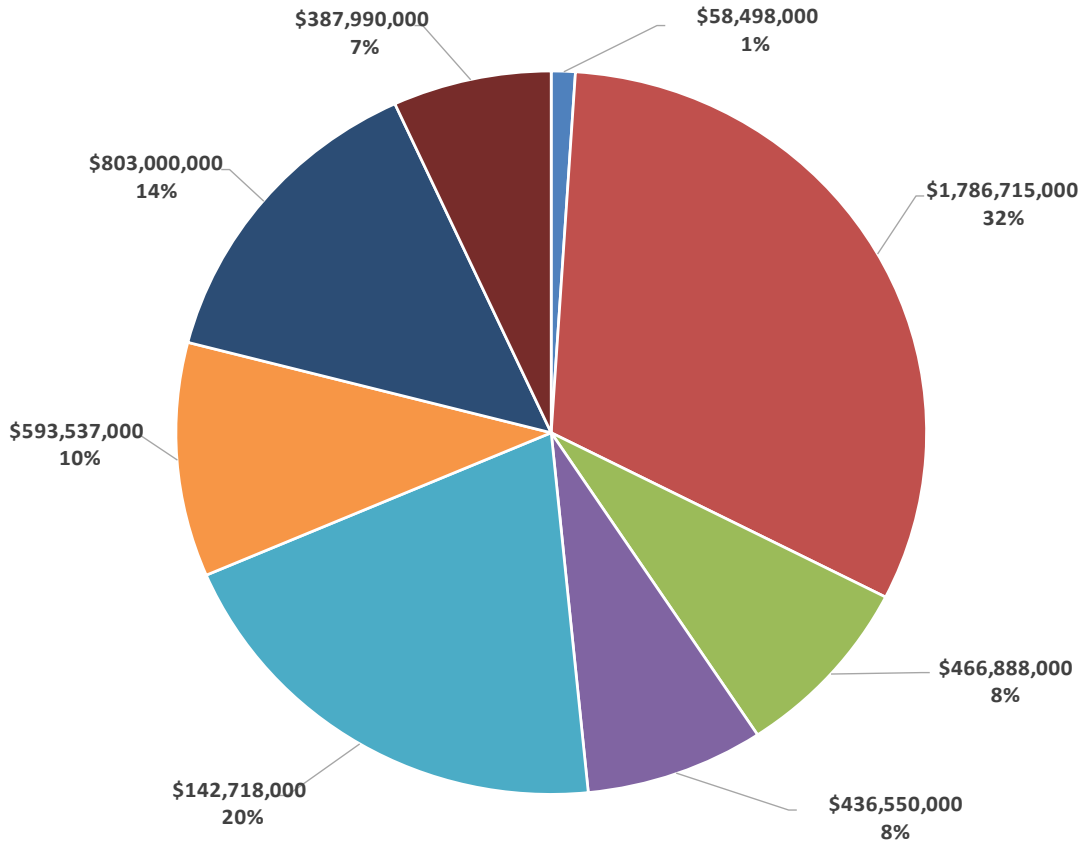
The Adopted Capital Budget includes projected capital financings that are planned for the next 12 months. While we have estimated the debt service payments necessary to support these issuances, the financial markets are very unpredictable so final amounts for these proposed transactions will be determined when

## FY 2019-20 Adopted Budget and Multi-Year Capital Plan

the authorizing legislation is presented to the Board of County Commissioners for approval at the time the transactions are priced in the market.

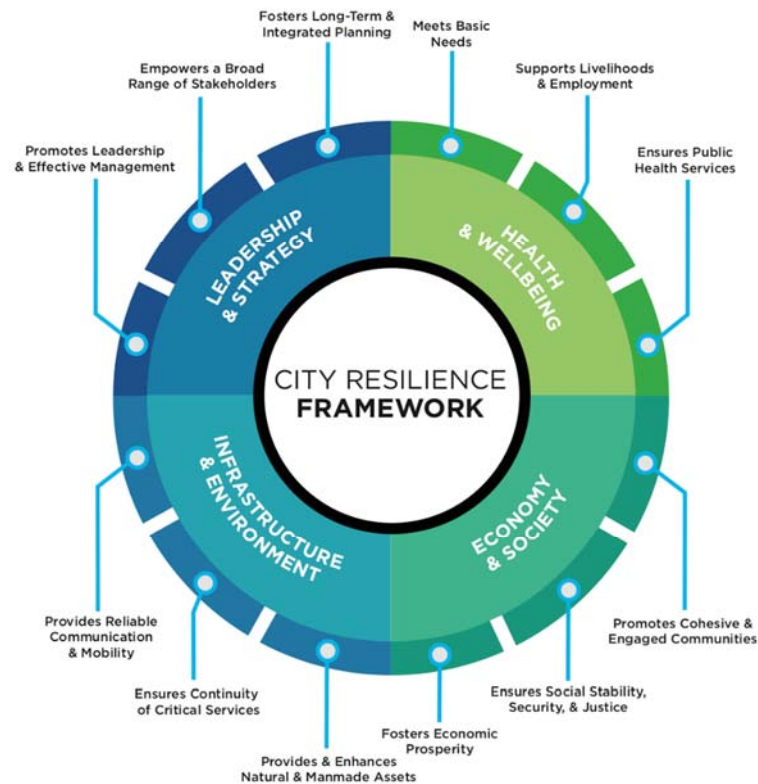
### EXPENDITURES

Funding Use	Actuals		Actuals		Actuals		Budget			
	FY 2015-16	%	FY 2016-17	%	FY 2017-18	%	FY 2018-19	%	FY 2019-20	%
Policy Formulation	\$ 41,008,000	1	\$ 41,283,000	1	\$48,693,000	1	\$ 47,050,000	1	\$ 58,498,000	1
Public Safety	\$ 1,376,845,000	31	\$ 1,502,766,000	32	\$1,534,851,000	31	\$ 1,623,686,000	31	\$ 1,786,715,000	31
Transportation and Mobility	\$ 615,856,000	14	\$ 455,900,000	10	\$439,664,000	9	\$ 1,071,844,000	8	\$ 466,888,000	8
Recreation/Culture	\$ 230,132,000	5	\$ 230,980,000	5	\$357,675,000	7	\$ 391,528,000	8	\$ 436,550,000	8
Neighborhood/Infrastructure	\$ 917,075,000	20	\$ 1,020,329,000	22	\$1,079,117,000	22	\$ 1,112,181,000	20	\$ 1,142,718,000	20
Health and Society	\$ 477,752,000	11	\$ 504,051,000	11	\$516,789,000	11	\$ 528,769,000	10	\$ 593,537,000	10
Economic Development	\$ 605,750,000	13	\$ 644,859,000	14	\$673,289,000	14	\$ 143,372,000	14	\$ 803,000,000	14
General Government	\$ 238,201,000	5	\$ 237,635,000	5	\$242,410,000	5	\$ 438,791,000	7	\$ 387,990,000	7
<b>Total</b>	<b>\$ 4,502,619,000</b>		<b>\$ 4,637,803,000</b>		<b>\$ 4,892,488,000</b>		<b>\$ 5,357,221,000</b>		<b>\$ 5,675,896,000</b>	



For several years, we planned our annual budgets to ensure that our continuing services are sustainable within our expected revenues over a five-year period. While the five-year financial forecast should not be considered a five-year budget, it is a tool we use to determine whether we can sustain current service levels and absorb new costs coming on line as our capital plans mature. Over the past two years, due to a requirement approved by the BCC in 2018 to make extraordinary contributions from the General Fund to the SMART plan, the end of the electrical franchise fee payments and budgeting the anticipated availability payment for the Civil Courthouse, the five-year financial forecast is no longer balanced. As we began planning for the FY 2019-20 Budget, however, property tax revenues performed beyond what was anticipated allowing for some of the challenges to be mitigated and for service levels to be maintained.

## FY 2019-20 Adopted Budget and Multi-Year Capital Plan



The FY 2019-20 Adopted Budget continues the current level of services, while providing for targeted enhancements. We are adding police officers and fire rescue and suppression units, enhancing funding for food programs and initiatives to address youth violence through diversion and support services, adding library hours, materials and services, continuing litter programs and maintenance cycles, adding code enforcement resources, increasing funding for cultural grants and providing funding for Community-based Organizations (CBOs) and Mom and Pop grants. We are funding a Countywide Infrastructure Investment Program (CIIP), a road safety project and a Vision Zero Network initiative to eliminate traffic injuries and fatalities.

The FY 2019-20 Adopted Budget document reflects both the service delivery areas in the County's Strategic Plan and the Rockefeller 100 Resilient Cities resilience dimensions:

- Health and Wellbeing
- Economy and Society
- Infrastructure and Environment
- Leadership and Strategy

The Adopted Budget books are organized by strategic area and the following are highlights of the FY 2019-20 Proposed Budget, organized by resilience dimension, detailing how we are investing in the current and future resilience of Miami-Dade County.

## FY 2019-20 Adopted Budget and Multi-Year Capital Plan

---

### *Health and Wellbeing*

Services that support the health and wellbeing of a community include those that help residents meet basic needs, support livelihood and employment and ensure public health services to establish a livable community.

- The Adopted Budget includes \$4.721 million for local requirements Court programs to support mediation, family court services, specialized courts, domestic violence review and traffic court
- Funding for the Children and Special Needs Center administered by the State Attorney's Office (SAO) to coordinate multi-jurisdictional interviewing and assessment of children and individuals with mental health conditions who are victims of sexual abuse (\$530,000)
- The Department of Transportation and Public Works (DTPW) will provide transit passes for both City Year (\$244,000) and the Greater Miami Service Corps (\$68,000) in exchange for a total of 7,000 hours of volunteer service
- Health and wellness programs including health literacy classes for people of all ages such as yoga, nutrition, Alzheimer's education and disease prevention; the Miami-Dade Public Library System (MDPLS) will also continue to work in partnership with the Mayor's Initiative on Aging to present programs for older adults on health, wellness, consumer, caregiving and other topics at various library locations; expansion of the virtual reality program will be supported
- PROS will host 16,400 volunteers at its facilities and provide services for 9,150 kids in summer camp, programming for 550 people with disabilities, after school services for 1,500 kids, senior programming for 2,500 people and swimming lessons for 15,000 kids
- PROS will continue to operate Fit2Lead and Fit2Play, serving nearly 2,000 at-risk kids in these two programs combined
- DSWM Mosquito Control and Habitat Management will purchase a mobile in-house laboratory and equipment to allow staff to test for emerging diseases and expand the testing program geographically and biologically
- Case management and Marchman Court support functions will be transferred from the Community Action and Human Services (CAHSD) to the Administrative Office of the Courts
- A total of \$3.9 million has been included in the Adopted Budget for allocation to community-based organizations for district-specific needs; this funding has been increased by \$100,000 per district from the prior year (\$1.3 million total) in order to allow for funding of cultural, recreational and other programs that are not traditionally recognized as social services
- CAHSD will contract with delegates to provide 6,738 Head Start slots and 1,248 Early Head Start slots; 445,000 meals will be served to elderly individuals through congregate meals and home delivery
- The FY 2019-20 Adopted Budget provides funding to the Beacon Council Foundation for the Miami Community Venture Program targeted to helping more than 150 individuals whose children are currently participating in the Head Start and Early Head Start Programs and are currently unemployed or "structurally unemployed" giving them access to sustainable living wage jobs
- Funding continues for the Employee Miami-Dade Program working with local community-based organizations providing job training and placement opportunities: Neighbors and Neighbors (\$575,000) and Haitian Neighborhood Center, Sant La, Inc. (\$175,000)

## FY 2019-20 Adopted Budget and Multi-Year Capital Plan

---

- During the 2019 Legislative Session, the Homeless Trust secured a special appropriation of \$100,000 for a permanent housing program for persons with mental illness, with referrals to be made in partnership with the Eleventh Judicial Circuit to divert homeless persons with serious mental illness from jail, treatment programs or the streets into housing with supportive services
- The construction of the second domestic violence shelter will begin in the first quarter of FY 2019-20; anticipated to be completed in FY 2020-21, the Empowerment Center will provide a minimum of 60 shelter beds for survivors of domestic violence and their dependents
- The FY 2019-20 Adopted Budget also includes funding for the Sundari Foundation, Inc. operators of the Lotus House Women's Shelter, for emergency shelter to provide evidence-based, trauma-informed housing and services to homeless women, youth and children with special needs
- An average of 7,154 families will rent homes in public housing facilities each month; the budget will include \$263.282 million in funding for affordable housing, \$194.271 million of which is carried over from prior years; a working group will be convened to make recommendations regarding activating this funding from prior years to provide desperately needed workforce and affordable housing opportunities; Miami-Dade Economic Advocacy Trust (MDEAT) will provide 300 new homeowners with closing costs and down payment assistance
- To assist families whose children are battling cancer, the Adopted Budget includes \$500,000 for Live Like Bella, Inc. to pay for mortgage/rent payments, medical co-pays, medications, utilities, transportation costs, groceries and numerous other unexpected expenses
- The FY 2019-20 Adopted Budget supports various food programs across the county, totaling \$1.26 million as follows Feeding South Florida, Inc. (\$200,000), Victory for Youth, Inc. (\$200,000), Curley's House (\$200,000), Joshua's Heart Foundation, Inc. (\$200,000) and Farm Share, Inc. (\$460,000)
- The ribbon cutting for Phase One of Liberty Square was held in July 2019; work will continue, demolishing existing public housing units and constructing the new infrastructure and dwelling units; the development will be turned over to a private management company in FY 2020-21

### ***Economy and Society***

Promoting cohesive and engaged communities through citizen outreach, civic engagement and planning is an important element of a resilient community. Ensuring social stability, security and justice through effective law enforcement, crime prevention and emergency management is critical. Government must support community resilience through sound management of finances, attracting business investment and supporting a strong and diverse economy with wider linkages.

- The FY 2019-20 provides a Maintenance of Effort (MOE) subsidy to DTPW for transit operations of \$207.66 million; because the cost of voter-authorized People's Transportation Plan (PTP) services (\$89 million) exceeds the PTP surtax budgeted to support transit operations (\$84 million), the MOE is now subsidizing the operations of PTP services
- Four positions have been added to the Office of the Commission Auditor (OCA) to enhance resources dedicated to auditing and review and monitoring of the County Budget (\$405,000, funded by OCA carryover)
- Audit and Management Services estimates \$3 million in assessments will be issued from audits and \$1.5 million will be collected

## FY 2019-20 Adopted Budget and Multi-Year Capital Plan

---

- Miami International Airport (MIA) expects 46 million passengers and 2.4 tons of cargo in the coming year; PortMiami will see 7.063 million cruise passengers and handle 1.121 million TEUs (twenty-foot equivalent units)
- The number of international passenger routes to MIA will increase to 109 from 108 and the number of cargo carriers will increase to 39 from 38; one additional low-cost carrier will provide service, bringing the total to nine
- PortMiami will add up to five new post-panamax gantry cranes, bringing the total number of cranes to 17
- The Miami-Dade Corrections and Rehabilitation Department (MDCR) includes 2,225 sworn positions and 852 civilian positions; funding to hire 183 sworn and 100 civilian personnel is included in the budget and additional hiring will be approved as needed to mitigate overtime expense; adjustments to the table of organization for MDCR have been included consistent with the semi-annual comprehensive staffing analysis required by the U.S. Department of Justice Settlement Agreement
- MDCR's budget includes \$6.3 million for the Boot Camp program which has been nationally recognized as a successful model for reducing recidivism among youth offenders
- MDCR will add three new units in FY 2019-20: an Air Rescue Firefighting unit for the MDAD, a new rescue unit in Southwest Miami-Dade and a new suppression unit in Central Miami-Dade
- MDCR will finalize the implementation of a workforce scheduling solution which will allow for the automation of employee time collection, management of rosters, shift bidding and vacancy filling; it is anticipated that more efficient scheduling will reduce overtime expenditures; a jail management system will also be implemented to provide crucial management capabilities such as classification of inmates, inmate tracking, incident reporting, booking and other functions
- MDCR will expand the Certified Public Expenditure (CPE) program to include the managed care population in addition to Medicaid patients in the fee for service reimbursements for public ambulance providers in the State; MDCR is anticipating an additional \$6 million from the CPE program and \$12 million from the Intergovernmental Transfer (IGT) program for managed care transport services
- The FY 2019-20 Adopted Budget includes \$1.155 million to be used towards business development technology initiatives that includes \$400,000 towards e-Merge Americas (Technology Foundation of the Americas) conference taking place in March 2020, one million for Global Co-Creation Lab and \$150,000 for the Venture Hive Program to provide consultations services between the County and Global Co-Creation Lab
- To create partnerships with local universities and leaders in the marine industry in the hopes of making the region an industry for marine sciences, the FY 2019-20 Adopted Budget includes a \$50,000 allocation for Marine Research Hub of South Florida
- MDCR, the Miami-Dade Police Department (MDPD) and other County departments, as needed, will be providing in-kind services to support Super Bowl LIV, which will be played at Hard Rock Stadium in Miami Gardens on February 2, 2020; \$1.25 million has been budgeted for the final allocation of a total of \$4 million to support Super Bowl LIV
- The FY 2019-20 Adopted Budget includes a \$300,000 cash allocation and \$125,000 in-kind allocation, for police and fire rescue services, in support of the Capital One Orange Bowl Game; in

## FY 2019-20 Adopted Budget and Multi-Year Capital Plan

---

addition, the Adopted Budget includes the first of two payments for the College Football Playoff National Championship Game scheduled to take place in FY 2020-21 (\$1.5 million)

- \$1 million has been budgeted to support the return of the Orange Blossom Classic Battle of the Bands at Hard Rock Stadium on September 6, 2020
- The Adopted Budget includes funding to contract for timely services of civilian subpoenas for the Public Defender's Office; this program reduces delays of court cases and reduces County expenditures associated with lengthy incarceration of defendants
- The FY 2019-20 Adopted Budget continues the County's commitment to the Youth and Community Safety Initiative, which includes collaborations with the JSD, MDPD and PROS to focus on the mitigation of youth violence; the program is designed to enhance communication between juvenile justice practitioners and law enforcement and focuses on preventing high risk youth from engaging in continued criminal activity along with reducing police contact and involvement with the juvenile justice system; total funding in FY 2019-20 is \$19 million and includes allocations to 5000 Role Models (\$200,000) and Miami Children's Initiative (\$150,000)
- MDEAT will provide services for 300 juveniles referred to Teen Court, hold 200 Teen Court workshops and 185 courtroom sessions
- Transfer of the Code Enforcement Collections Unit from the Office of the Clerk to the Finance Department; it is anticipated that improvements in collections activity will be possible by combining the expertise of the initial collection activities with the follow up collection of delinquent fines
- MDPD's proposed budget includes 3,076 sworn positions and 1,268 civilian positions; for the first time in recent years, vacancies in sworn positions have been completely filled; five Basic Law Enforcement Classes have been planned to replace both sworn separations and hire 90 additional Police Officers; additional Police Officers will be deployed to District stations to provide for additional police presence on the streets and in neighborhoods
- MDPD will purchase predictive policing software to help identify the times and locations where specific crimes are most likely to occur, assisting in the potential prevention of crimes (\$400,000)
- \$500,000 has been added to the Parks, Recreation and Open Spaces Department to enhance safety and security at UMSA parks
- The FY 2019-20 Adopted Budget includes additional funding (\$50,000) for the Citizen's Crime Watch of Miami-Dade County, Inc. for a total allocation of \$376,050 to enhance neighborhood crime prevention activities throughout the County
- County Police Officers will continue to provide security at public primary schools in UMSA; this effort will be fully reimbursed by the Miami-Dade County Public Schools (\$16.534 million)
- The Mobility and Passenger Transportation Services division of DTPW will train 1,536 for-hire vehicle operators
- Planning for the SMART Plan Corridors will continue, as well as design of the South Dade Transit Way; the replacement of 136 Metrorail cars will continue, an additional 260 CNG-powered buses will be delivered and construction of a CNG fueling facility at the Northeast Garage will begin
- An additional \$2.654 million in funding will be allocated for cultural grants in FY 2019-20 and Cultural Affairs' After School Film Institute at the South Dade Cultural Arts Center and the African Heritage Cultural Arts Center will continue

## FY 2019-20 Adopted Budget and Multi-Year Capital Plan

---

- Additional funding has been provided to the following museums to ensure continued community programming and operations support: The Black Achieves History and Research Foundation of South Florida (\$100,000) and Friends of the Military Museum of South Florida (\$250,000)
- Service hours will be increased by 59.5 hours per week to add an additional day at seven libraries; library services hours will be highest ever; funding for materials will be increased to \$5.3 million per year
- PROS will continue implementation of a Marina Management System and a Recreational Management System to improve management of facilities and enhance revenue collection
- The enhanced Film and Entertainment Incentives Program will be funded in general government (\$500,000); 12,600 film industry jobs are anticipated to be created in the coming fiscal year
- Grant agreements for Economic Development Fund (EDF) allocations continue to be finalized; a total of \$40.6 million in grants agreements have been approved to date for the \$90 million program
- Five code compliance positions have been added in RER to create a code education and compliance roving team in UMSA to seek proactive compliance
- \$1 million has been set aside in a reserve for the Community and Disparity Subcommittee to develop strategies to address equality gaps resulting in disparities within our communities, including those arising from income inequality, poverty, housing costs, access to public transportation, crime in certain neighborhoods, and to promote social justice and civil rights

### ***Infrastructure and Environment***

Environmental stewardship must be a top priority for a resilient community, with efforts not only to protect natural assets, but also the infrastructure that supports the community. Effective land-use planning and regulatory enforcement is important, as well as conservation of environmental assets and ecosystems. Our infrastructure must be strong, with resources dedicated to diversity of provision, redundancy, active management and maintenance of our infrastructure and contingency planning. We must provide efficient, effective and affordable public and private transportation networks and services, as well as to support transport logistics at our ports to promote community mobility.

- The Adopted Budget includes the establishment of the Countywide Infrastructure Investment Program (CIIP) that will focus on the renovation and rehabilitation of power systems, life safety, security, elevators and other related required infrastructure improvements at all County-owned or operated facilities; the CIIP totals \$1.8 billion over 20 years, with almost \$125 million anticipated to be spent in FY 2019-20; the program will be administered by the Office of Management and Budget (OMB) and positions will be added to selected departments to facilitate program activities
  - MDCR: 5 positions; \$9.364 million
  - Medical Examiner: \$300,000
  - MDPD: 5 positions; \$4.3 million
  - Cultural Affairs: 2 positions; \$5.2 million
  - PROS: 7 positions; \$10 million
  - CAHSD: 1 position; \$6.34 million

## FY 2019-20 Adopted Budget and Multi-Year Capital Plan

---

- DTPW will provide services on 27.5 million miles of Metrobus annual revenue service along 96 routes with a fleet of more than 800 vehicles including those that are contractor-operated; a 25-mile dual elevated Metrorail track and a 4.4-mile dual elevated Metromover track, along with Special Transportation Services
- DTPW will clean more than 300 miles of secondary canals and 21,600 arterial and local road storm drains
- Implementation of the Advanced Traffic Management System (ATMS) will continue; by the end of 2020, more than 300 intersections will be upgraded and the award for the remaining countywide traffic signals is anticipated to be awarded in FY 2019-20 (\$276.116 total project cost; \$47.776 million in FY 2019-20); 26,400 traffic control and street name signs will be replaced in FY 2019-20
- DTPW will perform \$2.4 million of safety projects on roads including infrastructure improvements, parking restrictions, pedestrian and bicycle improvements, speed control and turning radius enhancements and the beginning of the Vision Zero Network (\$484,000) is funded with PTP surtax debt proceeds
- WASD will operate three regional, one shared reverse osmosis, and five local water treatment plants, with a total permitted capacity of 464 million gallons per day (MGD) and three regional wastewater treatment plants with a total capacity of 376 MGD, serving 447,000 retail and 15 wholesale water customers and 363,000 retail and 13 wholesale wastewater customers
- WASD's capital program – which includes consent decree, water and wastewater capacity enhancement, pump station improvement and ocean outfalls program projects – decreased by \$3.894 million due to reassessment of project cost and need and now totals \$7.5 billion
- The PROS Right-of-Way Assets and Aesthetics Management (RAAM) division will perform 20 roadway median mowing cycles, 12 roadside mowing cycles and 2 vertical mow trim cycles; the Park Stewardship Operations division will perform 15 mowing cycles in higher-traffic parks, 12 mowing cycles in lower-traffic parks
- MDFR, MDPD and the Information Technology Department (ITD) will begin the implementation of a new Computer Aided Dispatch (CAD) system
- MDFR will hire 12 additional dispatchers to add a fifth dispatch channel for the western portion of the County
- The design process to replace ten fire stations will begin in FY 2019-20, the first station replacements of the 10-year, \$140.08 million capital program; MDFR will also take delivery of two new fire boats
- The Miami-Dade County Beach Erosion and Renourishment Program funded by the Army Corps of Engineers, the Florida Department of Environmental Protection, contributions from the County and City of Miami Beach and funding from the Building Better Communities General Obligation Bond Program will be active in FY 2019-20 and an additional beach maintenance crew has been added in PROS for weekday and weekend service enhancing beach cleanliness and to begin to mitigate the extensive seaweed on the shore, in addition to \$2.8 million to address three areas where there is an overabundance of seaweed along the County maintained beaches (Bal Harbour and Haulover jetties, Miami Beach breakwaters from 26th to 42nd streets and the South Pointe jetty)

## FY 2019-20 Adopted Budget and Multi-Year Capital Plan

---

- The Neighborhood Safety Initiative, which includes Shotspotter equipment, video cameras, license plate readers and the required infrastructure will be continued by MDPD (\$6.9 million all years; \$1.84 million in FY 2019-20)
- Analysis of proposals for a public/private partnership to design and construct a new Civil Courthouse will continue; estimated availability payments are included in the five-year financial forecast beginning in FY 2023-24
- The FY 2019-20 Adopted Budget includes funding for a records warehouse imaging project for the State Attorney's Office to reduce the need for physical storage space (\$568,000)
- As part of the Million Trees Miami Initiative, Neat Streets Miami and PROS gave away 4,095 trees and planted 1,446 trees on public land in FY 2018-19 and expects to plant another 1,500 trees in FY 2019-20
- The FY 2019-20 Adopted Budget includes funding for the creation of a Urban Tree Master Plan (\$75,000) as part of the continued efforts to restore the County tree canopy in conjunction with Neat Streets Miami; in addition to the County will be introducing a Tree Data Steward Program that is focused on not only promoting tree health in an urban area but also training young people within disaffected communities to help advance digital literacy and bridge the local digital divide in the development of a Digital master Tree Inventory for Miami-Dade County (\$100,000)
- A bicycle safety lane will be completed on Rickenbacker Causeway, as well as the expansion joint and fender system replacement on the William Powell Bridge; work will continue on the Hobie Island north side shoreline stabilization, beach re-nourishment and parking improvements
- The Florida Yards and Neighborhoods Program and Landscape Irrigation Water Conservation Program will be funded with contributions from WASD, RER, DSWM and DTPW; a \$150,000 grant match for the Florida Avocado Administrative Committee to help combat Laurel Wilt; replanting of trees in commercial groves where removal has occurred began in FY 2018-19 and will continue into late FY 2019-20
- Rehabilitation of the Country Club of Miami golf courses has been included in the CIIP, under the PROS allocation (\$4 million)
- Construction of two synthetic turf football fields in partnership with the NFL at Gwen Cherry Park and Goulds Park will be completed in time for Super Bowl LIV (County funding: \$1.238 million; NFL funding: \$850,000)
- The FY 2019-20 Adopted Budget supports the completion of a new Animal Services clinic in Liberty City, the clinic opened on October 2019 and is a unique partnership between the American Society for the Prevention of Cruelty to Animals (ASPCA) and the County to provide services to an underserved area in our community (\$4.444 million); in addition, a \$200,000 allocation has been set aside in the Future Services Reserve to help the South Florida Chapter SPCA handle any extraordinary caseloads that exceed the current allocation within the Animal Services contract
- Funding to acquire land for additional parking at the Pet Adoption and Protection Center in Doral and a dog park adjacent to the Liberty City Animal Services facility is included in the CIIP
- 1,970 new and replacement vehicles will be purchased
- DSWM will provide collection services to 344,000 households in the waste collection service area (WCSA) and recycling services to 350,000 households in the WCSA and nine municipalities; 129,000 tons of trash will be collected at Trash and Recycling Centers and 131,000 tons of bulky

## FY 2019-20 Adopted Budget and Multi-Year Capital Plan

---

waste will be collected from residential properties in the WCSA; 1.743 million tons of waste will be disposed at County landfills and the Resources Recovery Center

- Low Income Home Energy Assistance Program (LIHEAP) funding is increased by \$2.325 million and is expected to serve approximately 24,888 residents with financial assistance in paying their electric bills; the Proposed Budget includes \$850,000 for the Weatherization Assistance Program, enabling low-income families to permanently reduce their energy bills by making their homes more energy efficient
- The Adopted Budget includes four additional positions in RER to improve the oversight of inspections and front counter customer service at the Permitting and Inspection Center
- RER will provide \$3 million to PROS to manage lands in the Environmentally Endangered Lands (EEL) program and acquire \$3 million of additional EEL acreage

### ***Leadership and Strategy***

Miami-Dade County promotes leadership and effective management throughout results-oriented governing structure. Based on a strategic plan developed with significant community input, supported by departmental business plans with performance goals, we utilize evidence-based decision making in the development of our budget. Our organization seeks to empower all our residents through the provision of information via our transparency website and other materials available on-line, social media and other communications strategies. We conduct fair, accurate, convenient and accessible elections. And we support continuing educational opportunities in our libraries and other community facilities. Our future plans are informed by data, integrating information across many industrial and community sectors to ensure that our land use and building code policies create a safer environment.

- The Adopted Budget includes \$1.056 million for support and outreach efforts related to the 2020 Census Campaign
- Funding to support efforts relating to the Resilient305 Strategy, a partnership between Miami-Dade County and the cities of Miami and Miami Beach created to address resilience challenges in our community including sea level rise, insufficient transportation infrastructure, lack of affordable housing and infrastructure failures has been included in the Proposed Budget (\$500,000)
- The Commission on Ethics and Public Trust will hold more than 400 workshops and anticipates handling 40 complaints, 400 requests for opinions and 130 investigations in FY 2019-20
- The 311 Contact Center will receive 1.5 million calls and anticipates the wait time for callers will be 180 seconds; it is projected that the County portal will receive 37 million visits and the Communications Department will continue to support and monitor the County's social media presence
- Equipment will be purchased to meet statutory requirements for upcoming elections and support the 1.4 million registered voters in Miami-Dade County; it is estimated that the Elections Department will process 75,000 new voter registrations; 23 Early Voting sites will be supported for the Presidential Preference election held in early 2020
- As a result of changes associated with the implementation of the Electronic Registration Information Center (ERIC) statewide, \$300,000 has been added to the Elections Department budget to support additional printing and posted associated with correspondence to voters as

## **FY 2019-20 Adopted Budget and Multi-Year Capital Plan**

---

well as staff necessary to perform data matching, process outgoing notifications, respond to voter inquiries, process new voter registration applications, and conduct list maintenance activities that will be required within strict statutory deadlines

- The Tax Collector's Credit and Collections section will collect \$22.129 million from delinquent accounts
- The Finance Department's Bond Administration Division will continue to support the County's financing efforts, support the County's Aa2/AA bond rating for the general segment
- The County's 28,386 employees will receive labor relations, benefits, recruitment and payroll support from the Human Resources (HR) Department
- In FY 2019-20, the implementation of the Enterprise Resource Planning (ERP) System, which includes ITD, OMB, Internal Services, HR and Finance will continue to build and provide change management for the replacement of our legacy financial and human resources applications
- The Inspector General will audit 30 contracts and programs and issue 15 reports and 20 advisory memoranda
- The balance of the Emergency Contingency Reserve will be \$54.936 million in FY 2019-20 and is anticipated to be \$100 million by FY 2024-25
- The first of its kind "Resilient Scorecard" will be rolled out in FY 2019-20, supported by a new scorecard application implemented as a module of the ERP; this scorecard will help each department track its activities along the four resilience dimensions promoting the future sustainability of our community

### FIVE-YEAR FINANCIAL OUTLOOK

The FY 2019-20 Adopted Budget continues our practice of relying solely on recurring revenues to support day-to-day operations and includes targeted enhancements in various critical areas including public safety, parks and recreation activities and public infrastructure needs - all areas critical to the future resilience of our community. We continue to experience a strong economy, which helps to mitigate the loss of the franchise payment from Florida Power and Light beginning in FY 2019-20 (\$28 million in the unincorporated municipal service area (UMSA)).

This five-year financial outlook reflects current service levels, along with targeted future enhancements including new libraries and fire units. However, with the \$28 million franchise revenue loss, the first availability payment for the Civil Courthouse of \$25 million beginning in FY 2023-24 and the annualization of enhancements, the forecast is not balanced, beginning in FY 2020-21. This fiscal challenge will be addressed on an annual basis through the budget development process.

This does not represent a five-year budget; it is a point of departure for future analysis. This forecast includes a projection for our four County taxing jurisdictions, as well as selected proprietary functions, including Aviation, Seaport, Solid Waste Management, Water and Sewer, and Transit. We have used the best information we have available at this time to project revenues and expenditures for the time period. We will also be facing decisions regarding the funding of municipal services provided in UMSA as we develop future budgets, as municipal boundary changes and the implementation of newly elected offices occur.

#### ***Property Tax-Supported Budgets***

Ad valorem revenues have exceeded projections for the past several years as a result of robust tax roll growth. However, we do not anticipate this rate of growth to continue and therefore have projected 5.5 percent growth for FY 2020-21, 4.5 percent for FY 2021-22 in the Countywide and Library System property tax rolls and 5 percent thereafter. In the Fire Rescue District, we are projecting 4.5 percent growth for FY 2020-21 and 4 percent thereafter. For UMSA, property tax roll growth of 4 percent is projected for FY 2020-21 and 3.5 percent thereafter. Our assumptions utilize flat millage (tax) rates for the forecast period.

We are projecting moderate growth in non-ad valorem revenues as detailed in the schedules that follow. These projections do not take into account the impact of incorporation or annexation of any of UMSA. While changes in municipal boundaries impact direct service levels and revenues in UMSA, depending on the magnitude of the change, overhead expense for staff that cannot be eliminated will be transferred to the Countywide budget, putting further pressure on that budget. This also applies to the impacts associated with the implementation of Amendment 10 to Florida Constitution, taking effect January 2025 requiring reorganization of sheriff, tax collector and elections functions. Again, this should not be seen as a five-year budget, as many of our assumptions can change quickly based on global economic changes, service demands, and other things we cannot anticipate.

## FY 2019-20 Adopted Budget and Multi-Year Capital Plan

---

Our forecast includes funding for collective bargaining agreements. Other personnel-related costs that have greatly impacted our forecasts are the costs of employee health care and workers' compensation insurance. Over the next few years, we are projecting increases of eight and ten percent in each in order to maintain required reserves in our self-insurance fund.

We have identified \$98.01 million in unmet service needs, which are not addressed in this forecast. These unmet needs are detailed within each departmental narrative in Volumes 2 and 3.

### ***Assumptions***

#### Millage Rates

Operating millage rates for all four taxing jurisdictions are kept at the FY 2018-19 Adopted levels.

#### Tax Roll Growth

The Countywide and Library System property tax rolls are anticipated to grow 5.5 percent in FY 2020-21, 5 percent in FY 2021-22, and 4.5 percent thereafter. The Fire Rescue District tax roll is projected at 4.5 percent in FY 2020-21 and 4 percent thereafter. For UMSA, the tax roll is anticipated to grow 4 percent in FY 2020-21 and 3.5 percent thereafter.

#### Inflation\*

<u>Fiscal Year</u>	<u>Inflation Adjustment</u>
2021	2.5%
2022	2.5%
2023	2.4%
2024	2.3%
2025	2.3%

\*Source: Congressional Budget Office

#### Service Levels

It is assumed that adopted levels of service will continue, as adjusted for known expansions.

#### Transit Maintenance of Effort (MOE)

The General Fund subsidy for the next five years has been adjusted from the December 2018 Pro-Forma. The plan assumes a series of extraordinary adjustments above the General Fund Maintenance of Effort (MOE) of 3.5 percent beginning in FY 2020-21 (\$113.773 million over five years) to support existing Transit operations and People's Transportation Plan activities.

# FY 2019-20 Adopted Budget and Multi-Year Capital Plan

New Facilities

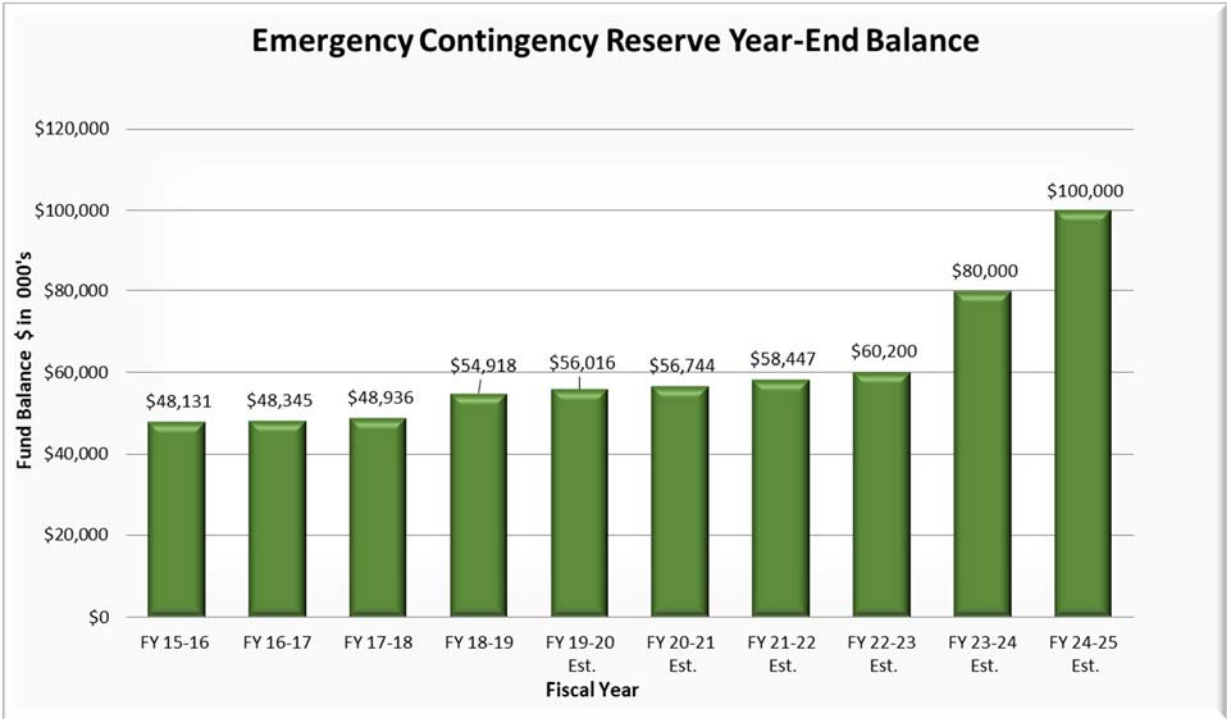
The five-year financial outlook includes future libraries in Doral, Hialeah Gardens, Killian and at the Chuck Pezoldt Park. Also included are one new Aircraft Rescue Firefighting unit, one Fire Suppression unit and one Fire Rescue unit. For FY 2022-23, a new Fire Rescue Station near the planned American Dream Mall (station number 79) will be open.

Personnel cost growth:

Funding for bargaining agreements have been included in the forecast. Health insurance and workers' compensation insurance increases reflect necessary adjustments to fund self-insurance fund reserves.

Emergency Contingency Reserve

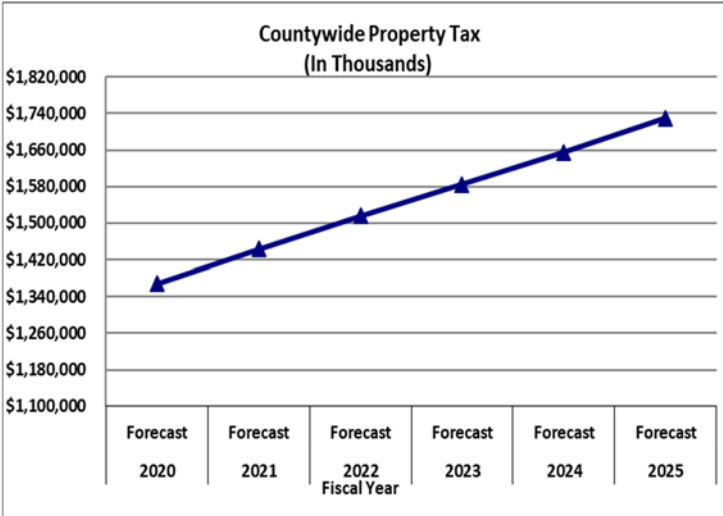
It is anticipated the County will reach its target by FY 2024-25.



REVENUE FORECAST

COUNTYWIDE REVENUE FORECAST

Property Tax

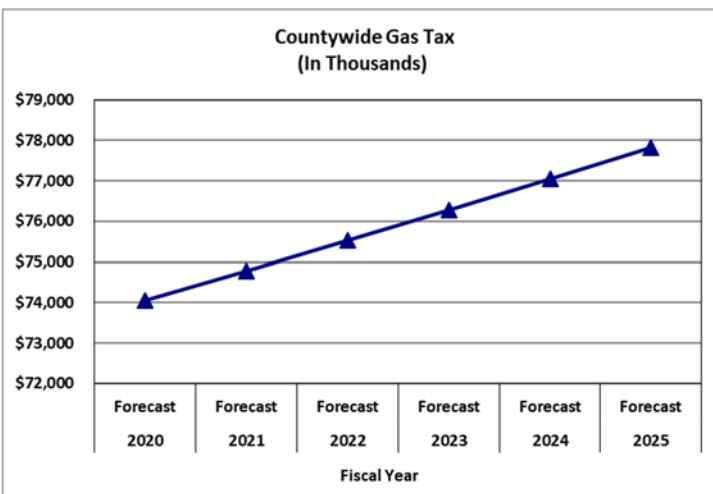


Description: Tax is levied on all nonexempt real and personal property in the county. Property tax revenues are calculated by multiplying the taxing jurisdiction’s tax roll (as certified by the Miami-Dade County Property Appraiser’s Office) by the adopted/forecasted millage for the fiscal year.

Fiscal Year	Growth
2020-21	5.50%
2021-22	5.00%
2022-23	4.50%
2023-24	4.50%
2024-25	4.50%

Comments: Growth based on expected tax roll performance.

Gas Tax



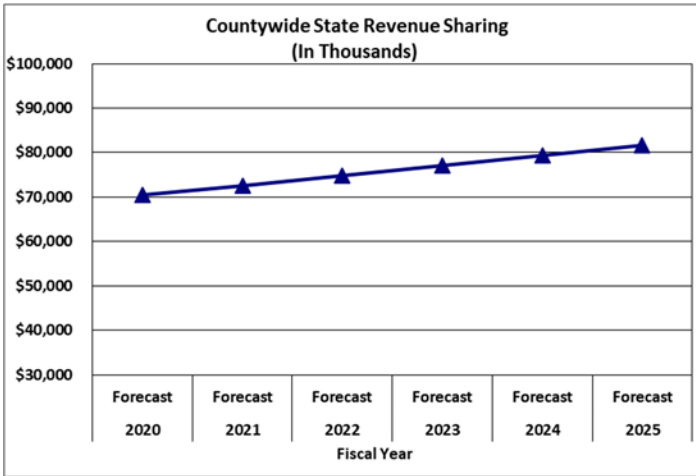
Description: Revenues comprised of the Constitutional Gas Tax, Local Option Gas Taxes, and County Gas Tax.

Fiscal Year	Growth
2020-21	1.00%
2021-22	1.00%
2022-23	1.00%
2023-24	1.00%
2024-25	1.00%

Comments: Revenues include only Miami-Dade County’s allocation and do not include revenues which accrue to municipalities. Projections based on population growth.

# FY 2019-20 Adopted Budget and Multi-Year Capital Plan

## State Revenue Sharing

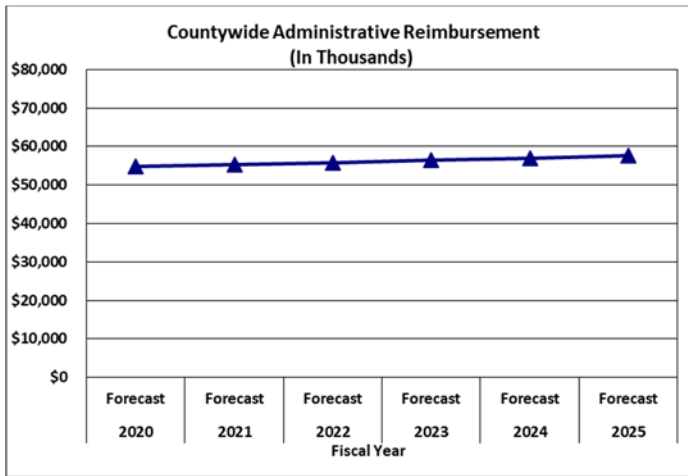


Description: At the State level, the County Revenue Sharing Trust Fund is made of 2.9 percent of the net cigarette tax collections and 2.081 percent of State sales tax collections.

<u>Fiscal Year</u>	<u>Growth</u>
2020-21	3.00%
2021-22	3.00%
2022-23	3.00%
2023-24	3.00%
2024-25	3.00%

Comments: Projections based on historical trends.

## Administrative Reimbursement

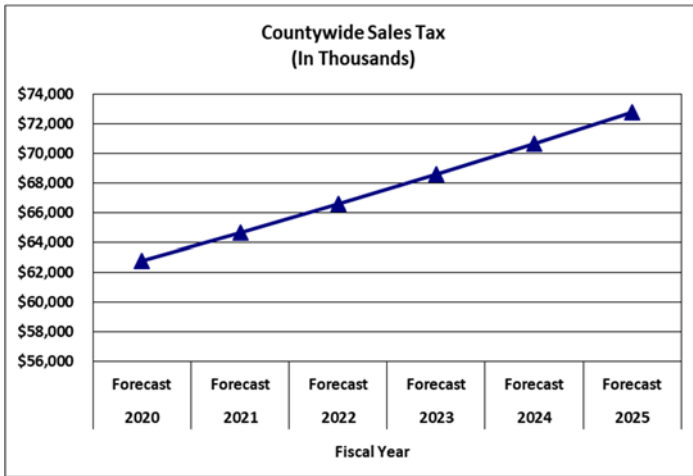


Description: Comprised of payments from proprietary operations towards County overhead.

<u>Fiscal Year</u>	<u>Growth</u>
2020-21	1.00%
2021-22	1.00%
2022-23	1.00%
2023-24	1.00%
2024-25	1.00%

# FY 2019-20 Adopted Budget and Multi-Year Capital Plan

## Sales Tax




Description: The program consists of an ordinary distribution based on 9.6 percent of net sales tax revenues pursuant to F.S. 212.20 (6). Allocation to municipalities and to the Countywide and UMSA jurisdictions is based on formula established by State law.

<u>Fiscal Year</u>	<u>Growth</u>
2020-21	3.00%
2021-22	3.00%
2022-23	3.00%
2023-24	3.00%
2024-25	3.00%

Comments: Projections based on historical trends.

## UMSA REVENUE FORECAST

### Property Tax



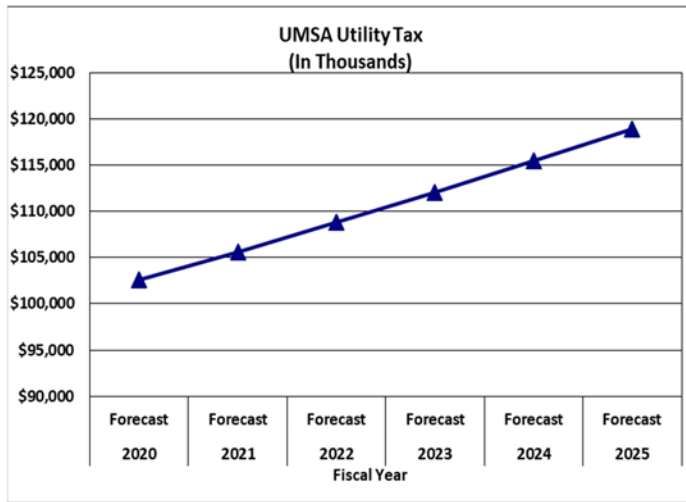
Description: Tax is levied on all non-exempt real and personal property in the county. Property tax revenues are calculated by multiplying the taxing jurisdiction's tax roll (as certified by the Miami-Dade County Property Appraiser's Office) by the adopted/forecasted millage for the fiscal year.

<u>Fiscal Year</u>	<u>Growth</u>
2020-21	4.00%
2021-22	3.50%
2022-23	3.50%
2023-24	3.50%
2024-25	3.50%

Comments: Growth based on expected tax roll performance.

# FY 2019-20 Adopted Budget and Multi-Year Capital Plan

## Utility Tax

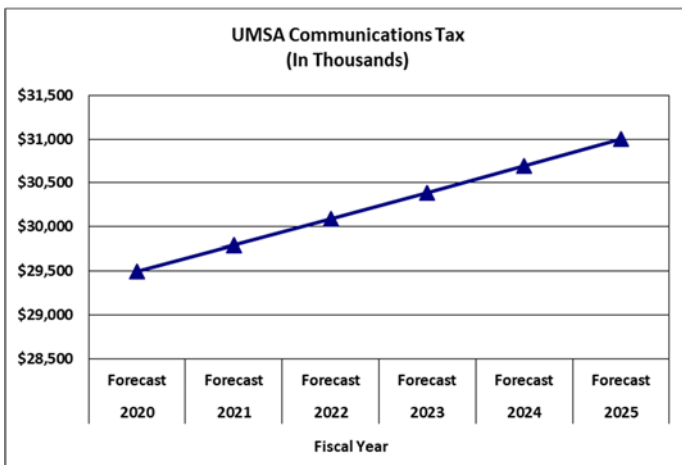


Description: Also known as Public Service Tax. Pursuant to F.S. 166.235. Municipalities are authorized to levy by ordinance a Public Service Tax on the purchase of electricity, metered natural gas, liquefied petroleum, and water service.

Fiscal Year	Growth
2020-21	3.00%
2021-22	3.00%
2022-23	3.00%
2023-24	3.00%
2024-25	3.00%

Comments: Revenues are considered 100 percent UMSA. Projections based on historical trends.

## Communications Tax



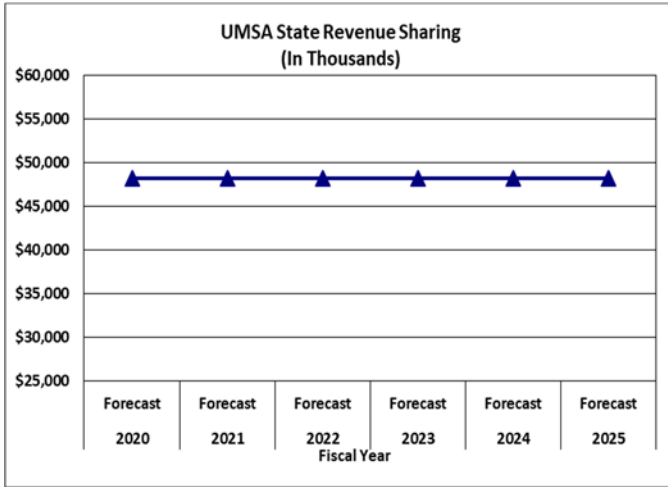
Description: Also known as the unified or simplified tax. Replaces utility tax on telephone and other telecommunication services, the cable television franchise fee, telecommunications franchise fee, and communications permit fee.

Fiscal Year	Growth
2020-21	1.00%
2021-22	1.00%
2022-23	1.00%
2023-24	1.00%
2024-25	1.00%

Comments: Revenues are considered 100 percent UMSA. Projections based on historical trends.

# FY 2019-20 Adopted Budget and Multi-Year Capital Plan

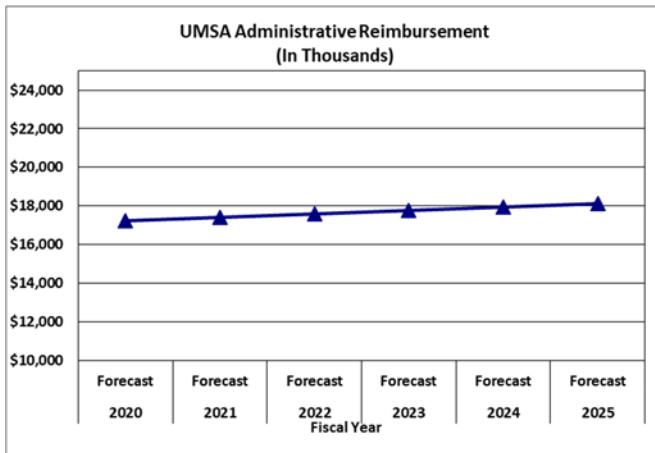
## State Revenue Sharing



Description: An apportionment factor is calculated for each eligible municipality using a formula consisting of the following equally weighted factors: adjusted municipal population, municipal sales tax collections, and municipality's relative ability to raise revenue. For UMSA, distributions have been fixed per State Statute.

Fiscal Year	Growth
2020-21	0.00%
2021-22	0.00%
2022-23	0.00%
2023-24	0.00%
2024-25	0.00%

## Administrative Reimbursement

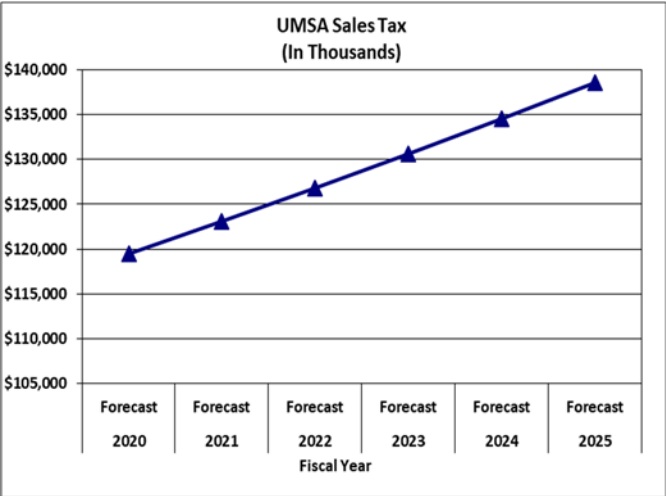


Description: Comprised of payments from proprietary operations towards County overhead.

Fiscal Year	Growth
2020-21	1.00%
2021-22	1.00%
2022-23	1.00%
2023-24	1.00%
2024-25	1.00%

**FY 2019-20 Adopted Budget and Multi-Year Capital Plan**

**Sales Tax**



Description: The program consists of an ordinary distribution based on 9.6 percent of net sales tax revenues pursuant to F.S. 212.20 (6). Allocation to municipalities and to the Countywide and UMSA jurisdictions is based on formula established by State law.

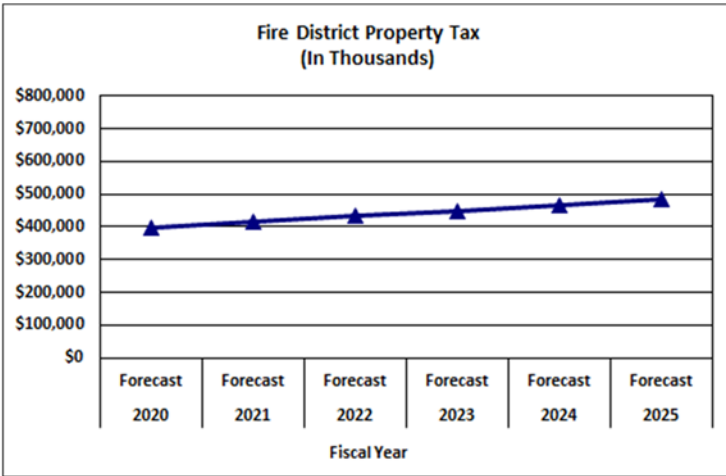
<u>Fiscal Year</u>	<u>Growth</u>
2020-21	3.00%
2021-22	3.00%
2022-23	3.00%
2023-24	3.00%
2024-25	3.00%

Comments: Projections based on historical trends.

# FY 2019-20 Adopted Budget and Multi-Year Capital Plan

## FIRE DISTRICT REVENUE FORECAST

### Property Taxes

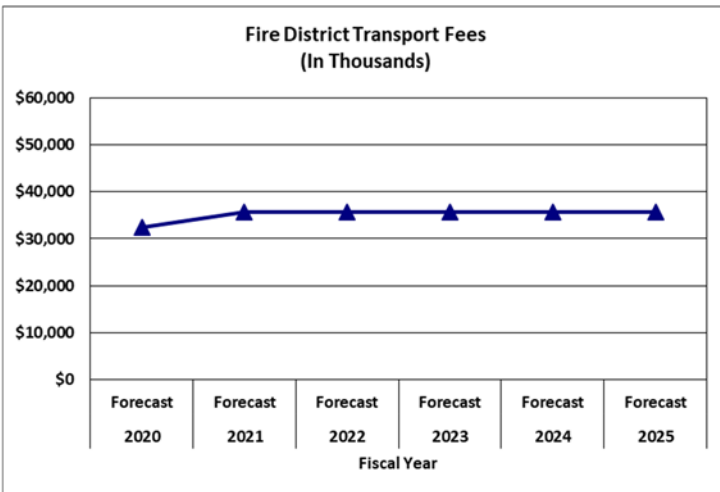


Description: Tax is levied on all non-exempt real and personal property in the county. Property tax revenues are calculated by multiplying the taxing jurisdiction's tax roll (as certified by the Miami-Dade County Property Appraiser's Office) by the adopted/forecasted millage for the fiscal year.

<u>Fiscal Year</u>	<u>Growth</u>
2020-21	4.50%
2021-22	4.00%
2022-23	4.00%
2023-24	4.00%
2024-25	4.00%

Comments: Growth based on expected tax roll performance.

### Transport Fees



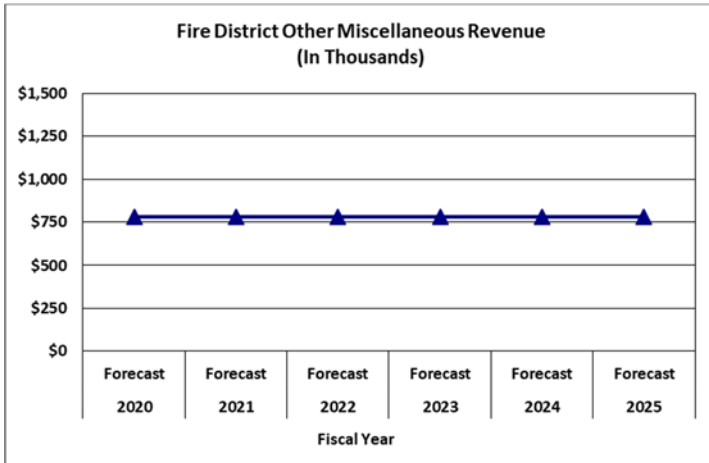
Description: Fees charged to individuals transported by Fire Rescue units.

<u>Fiscal Year</u>	<u>Growth</u>
2020-21	0.00%
2021-22	0.00%
2022-23	0.00%
2023-24	0.00%
2024-25	0.00%

Comments: Projections based on historical trends. Starting in FY 2019-20, services provided to managed care individuals is included as part of this revenue stream; managed care revenues are distributed based on transports provided to Medicaid patients by county and subject to annual federal appropriation provided to the State of Florida.

# FY 2019-20 Adopted Budget and Multi-Year Capital Plan

## Other Miscellaneous

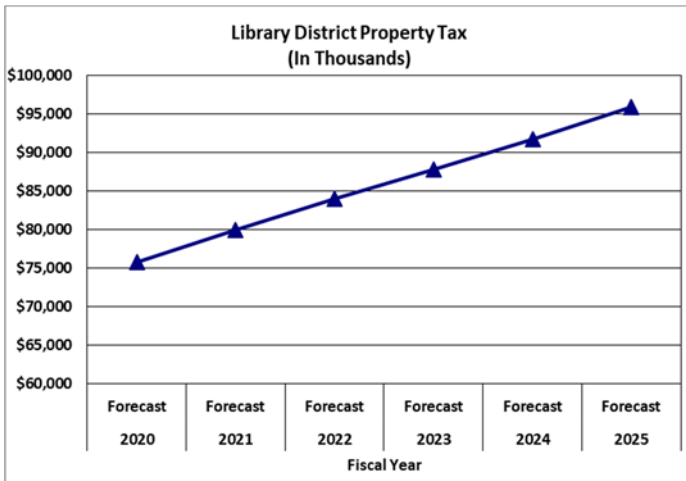


Description: Includes grants, plans review fees, and inspection service charges.

<u>Fiscal Year</u>	<u>Growth</u>
2020-21	0.00%
2021-22	0.00%
2022-23	0.00%
2023-24	0.00%
2024-25	0.00%

## LIBRARY DISTRICT REVENUE FORECAST

### Property Taxes



Description: Tax is levied on all non-exempt real and personal property in the county. Property tax revenues are calculated by multiplying the taxing jurisdiction's tax roll (as certified by the Miami-Dade County Property Appraiser's Office) by the adopted/forecasted millage for the fiscal year.

<u>Fiscal Year</u>	<u>Growth</u>
2020-21	5.50%
2021-22	5.00%
2022-23	4.50%
2023-24	4.50%
2024-25	4.50%

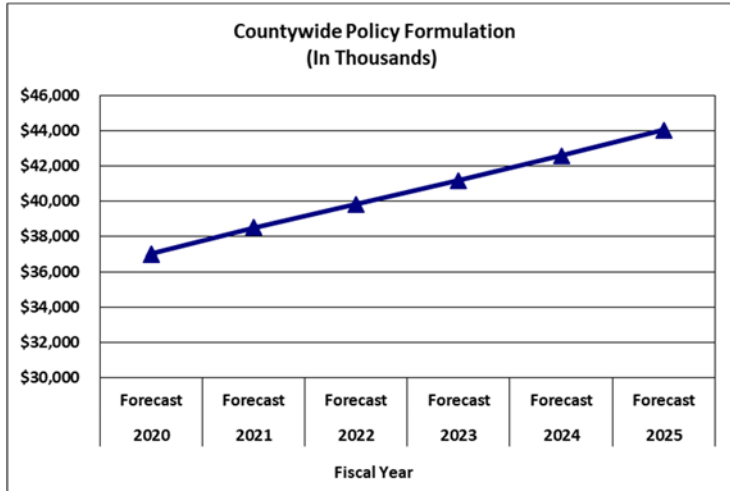
Comments: Growth based on expected tax roll performance.

# FY 2019-20 Adopted Budget and Multi-Year Capital Plan

## EXPENDITURE FORECAST

### COUNTYWIDE EXPENSE FORECAST

#### Policy Formulation

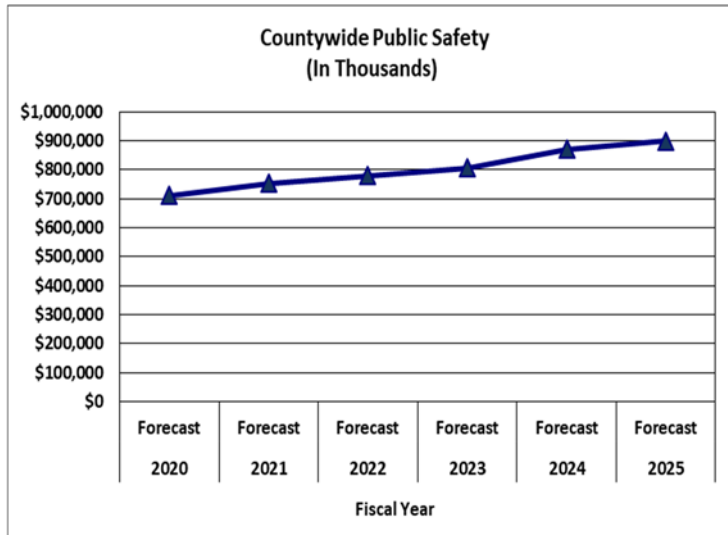


Description: Consists of the Office of the Mayor, Board of County Commissioners and County Attorney.

Fiscal Year	Growth
2020-21	4.00%
2021-22	3.40%
2022-23	3.40%
2023-24	3.40%
2024-25	3.40%

Comments: Growth based on the county's inflationary rate.

#### Public Safety



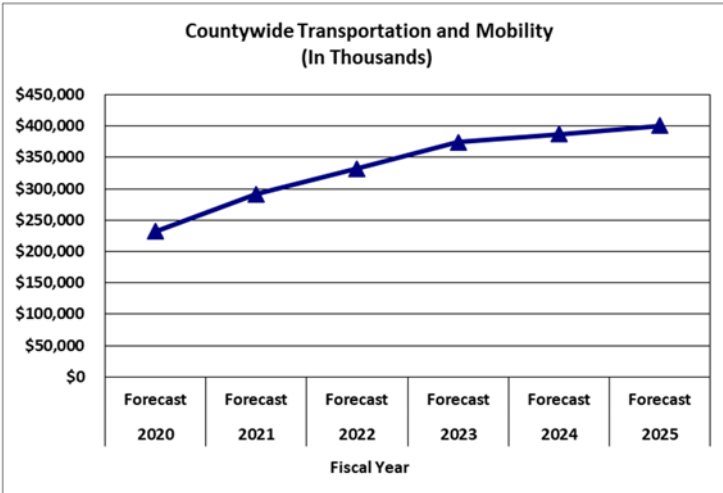
Description: Consists of Police, Juvenile Services, Judicial Administration, Office of the Clerk, Corrections and Rehabilitation, Fire Rescue and Medical Examiner.

Fiscal Year	Growth
2020-21	6.10%
2021-22	3.40%
2022-23	3.40%
2023-24	6.50%
2024-25	3.30%

Comments: Growth based on county's inflationary rate, annualization of prior year service enhancements and debt service payments. FY 2023-24 reflects the first availability payment for the Civil Courthouse Project.

## FY 2019-20 Adopted Budget and Multi-Year Capital Plan

### Transportation and Mobility

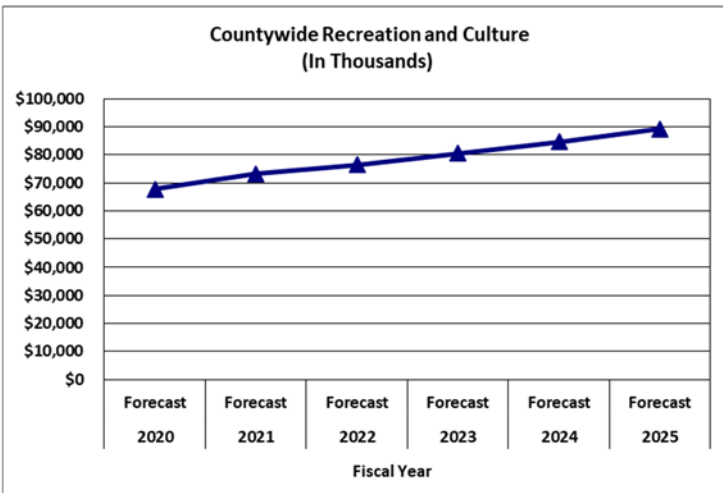


Description: Consists of Department of Transportation and Public Works.

<u>Fiscal Year</u>	<u>Growth</u>
2020-21	25.80%
2021-22	13.90%
2022-23	12.60%
2023-24	3.50%
2024-25	3.50%

Comments: Growth affected by Transit maintenance of effort and the county's inflationary rate; also includes extraordinary support to transit to help offset future debt service requirements and collective bargaining agreements.

### Recreation and Culture



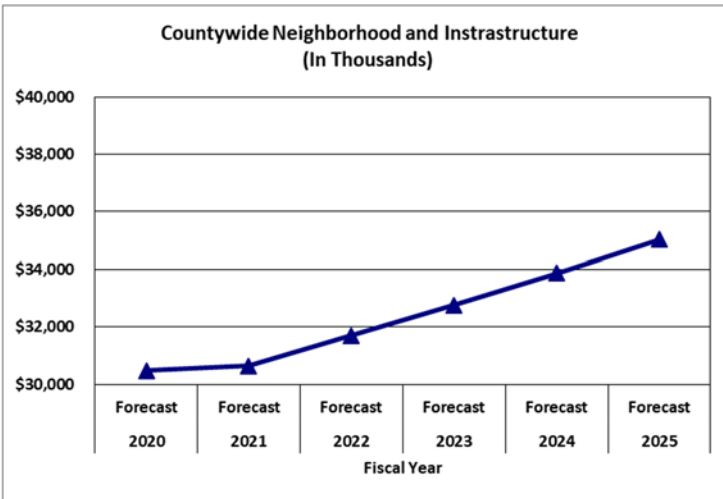
Description: Consists of Park, Recreation and Open Spaces and Cultural Affairs.

<u>Fiscal Year</u>	<u>Growth</u>
2020-21	7.40%
2021-22	4.30%
2022-23	5.40%
2023-24	5.10%
2024-25	5.40%

Comments: Growth based on the county's inflationary rate, annualization of prior year service enhancements and the County's contribution to scheduled Super Bowl, Orange Bowl and Orange Blossom events.

## FY 2019-20 Adopted Budget and Multi-Year Capital Plan

### Neighborhood and Infrastructure

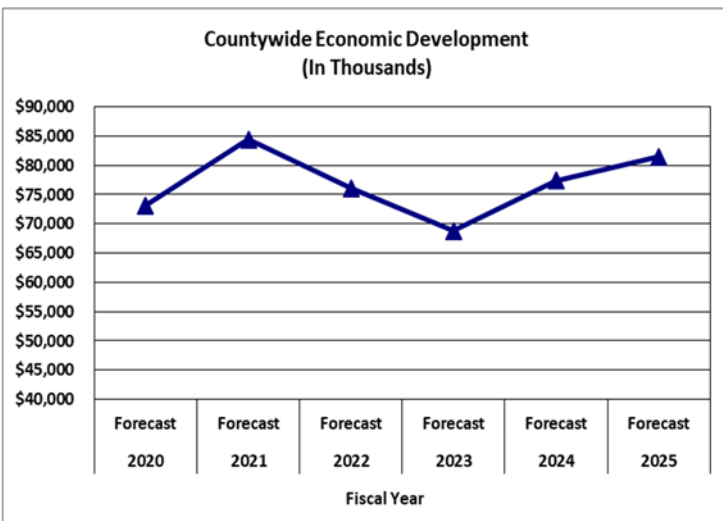


Description: Consists of Transportation and Public Works and Solid Waste Management, and Animal Services.

<u>Fiscal Year</u>	<u>Growth</u>
2020-21	0.60%
2021-22	3.40%
2022-23	3.40%
2023-24	3.40%
2024-25	3.40%

Comments: Growth based on the county's inflationary rates and the impact of additional dedicated funding for Animal Services and Mosquito Control.

### Economic Development



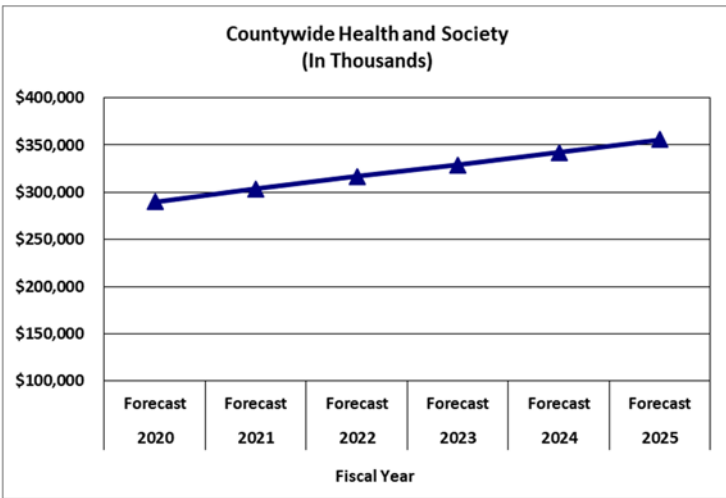
Description: Consists of Regulatory and Economic Resources, Miami-Dade Economic Advocacy Trust and Tax Increment Financing payments associated with all Community Redevelopment Areas. Reflects Miami Beach amended agreement.

<u>Fiscal Year</u>	<u>Growth</u>
2020-21	15.50%
2021-22	-10.00%
2022-23	-9.60%
2023-24	12.60%
2024-25	5.30%

Comments: Growth based on the county's tax roll and inflationary rate and CRA agreement with City of Miami Beach.

## FY 2019-20 Adopted Budget and Multi-Year Capital Plan

### Health and Society

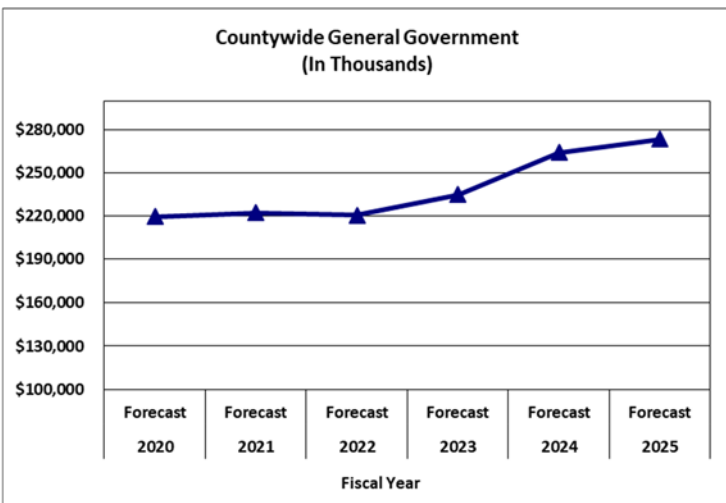


Description: Consists of the Public Health Trust (PHT) maintenance of effort payment and Community Action and Human Services.

<u>Fiscal Year</u>	<u>Growth</u>
2020-21	4.80%
2021-22	4.30%
2022-23	4.00%
2023-24	4.00%
2024-25	4.00%

Comments: Growth affected by PHT Maintenance of Effort and the county's inflationary rate; includes Medicaid adjustment per State legislation provision.

### General Government



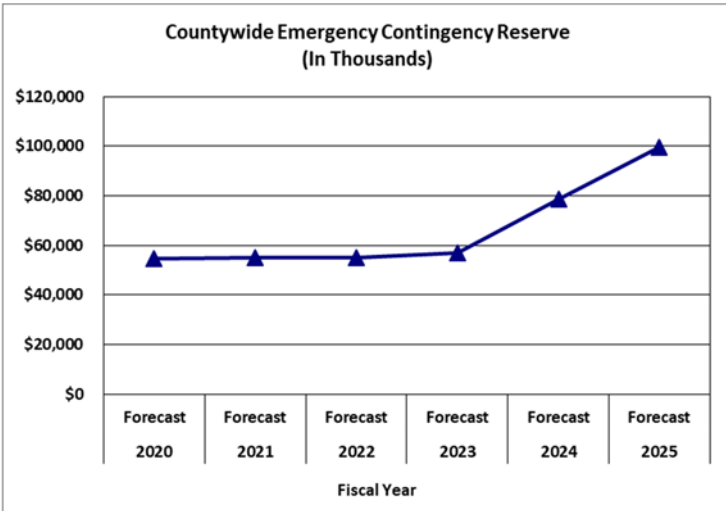
Description: Consists of Audit and Management Services, Human Resources, Internal Services, Management and Budget, Communications, Information Technology, Elections, Commission on Ethics and Public Trust, Inspector General and the Property Appraiser.

<u>Fiscal Year</u>	<u>Growth</u>
2020-21	-3.90%
2021-22	-0.70%
2022-23	6.50%
2023-24	12.80%
2024-25	3.50%

Comments: Growth based on the county's inflationary rate, variation of election expenses, and planned transfers to the Countywide Emergency Contingency.

## FY 2019-20 Adopted Budget and Multi-Year Capital Plan

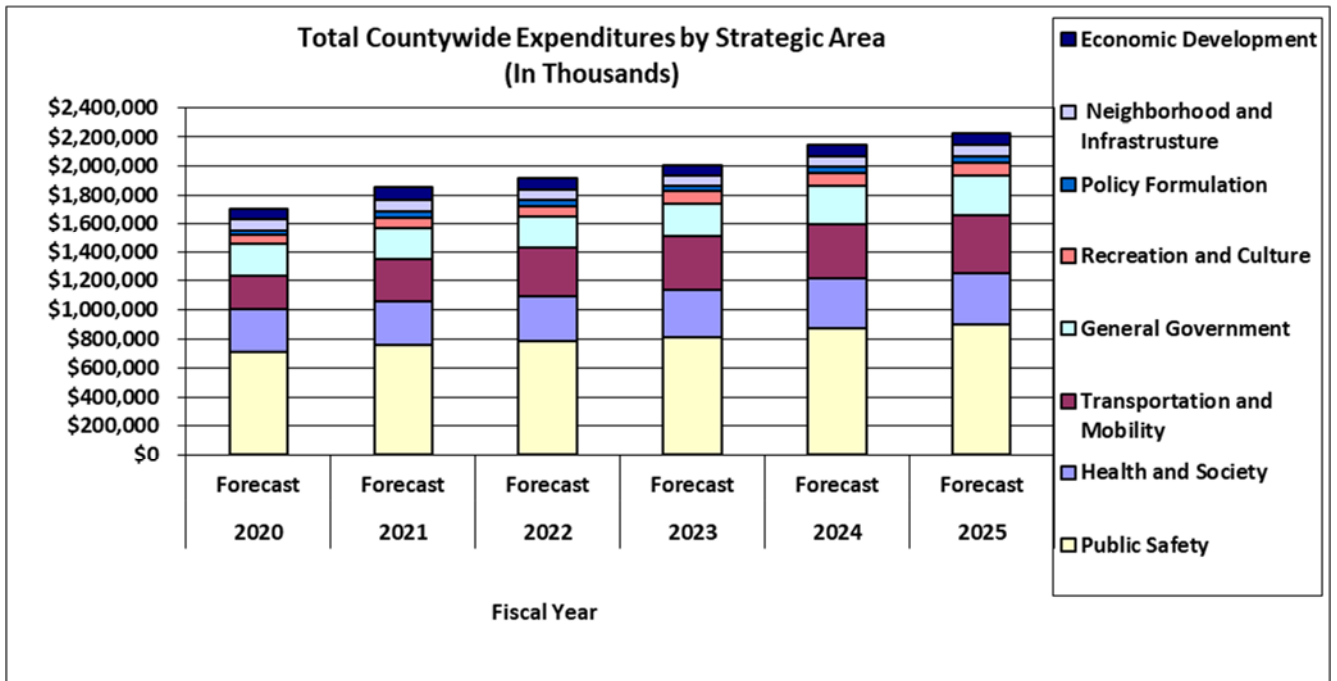
### Emergency Contingency Reserve



Description: Emergency reserve created to enhance the County’s ability to respond to emergencies and to help strengthen the County’s fiscal condition as it pertains to credit-rating agency reviews.

<u>Fiscal Year</u>	<u>Growth</u>
2020-21	1.30%
2021-22	3.00%
2022-23	3.00%
2023-24	33.90%
2024-25	26.50%

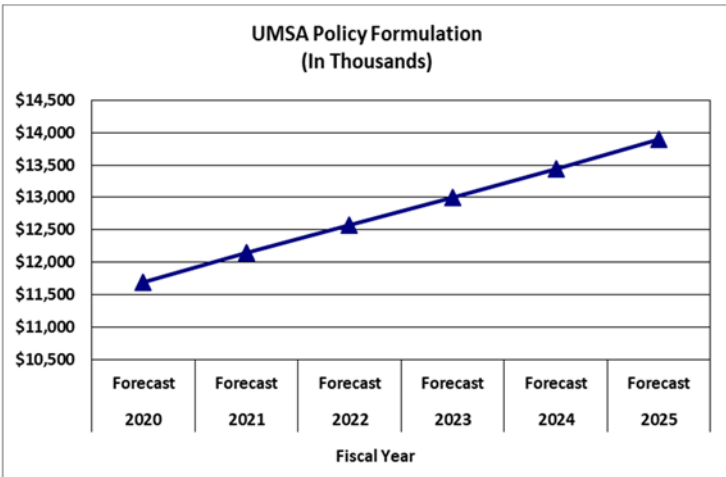
Comments: Plan assumes that transfers to the Countywide Contingency Reserve continue until reaching goal of \$100 million



## FY 2019-20 Adopted Budget and Multi-Year Capital Plan

### UMSA EXPENSE FORECAST

#### Policy Formulation

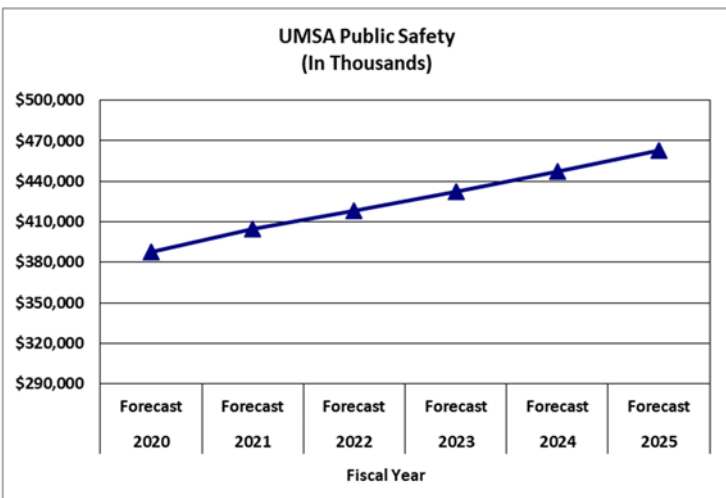


Description: Consists of the Office of the Mayor, Board of County Commissioners and County Attorney.

<u>Fiscal Year</u>	<u>Growth</u>
2020-21	3.90%
2021-22	3.40%
2022-23	3.40%
2023-24	3.40%
2024-25	3.40%

Comments: Growth based on the county's inflationary rate.

#### Public Safety



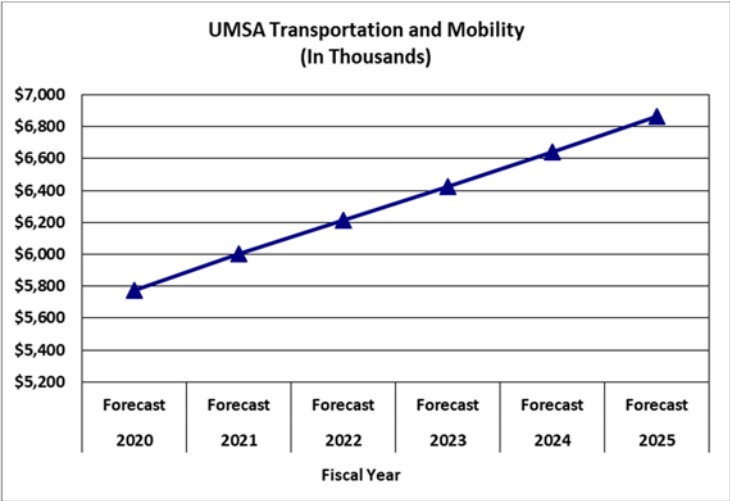
Description: Consists of Police Department.

<u>Fiscal Year</u>	<u>Growth</u>
2020-21	4.30%
2021-22	3.40%
2022-23	3.40%
2023-24	3.40%
2024-25	3.40%

Comments: Growth based on the county's inflationary rate.

# FY 2019-20 Adopted Budget and Multi-Year Capital Plan

## Transportation and Mobility

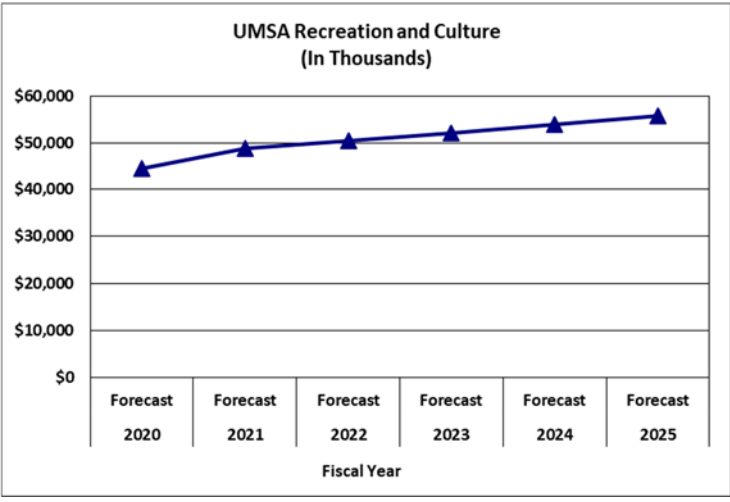


Description: Consists of Department of Transportation and Public Works.

<u>Fiscal Year</u>	<u>Growth</u>
2020-21	3.90%
2021-22	3.40%
2022-23	3.40%
2023-24	3.40%
2024-25	3.40%

Comments: Growth based on the county’s inflationary rate.

## Recreation and Culture



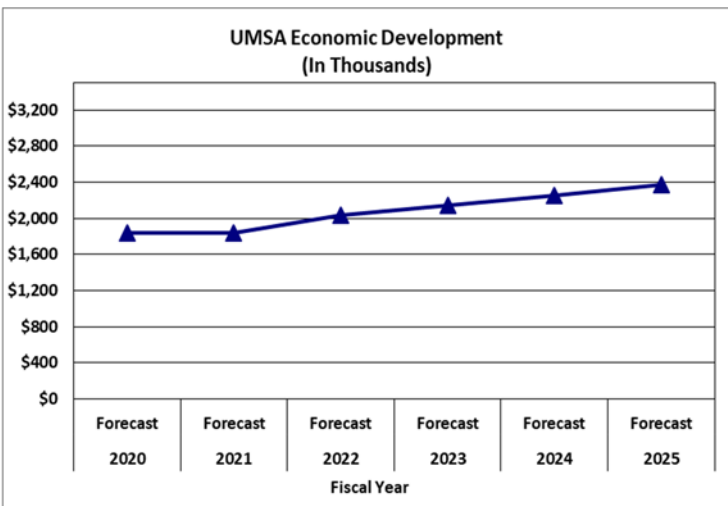
Description: Consists of Park, Recreation and Open Spaces.

<u>Fiscal Year</u>	<u>Growth</u>
2020-21	9.30%
2021-22	3.40%
2022-23	3.40%
2023-24	3.40%
2024-25	3.40%

Comments: Growth based on the county’s inflationary rate and annualization of prior year service enhancements.

## FY 2019-20 Adopted Budget and Multi-Year Capital Plan

### Economic Development

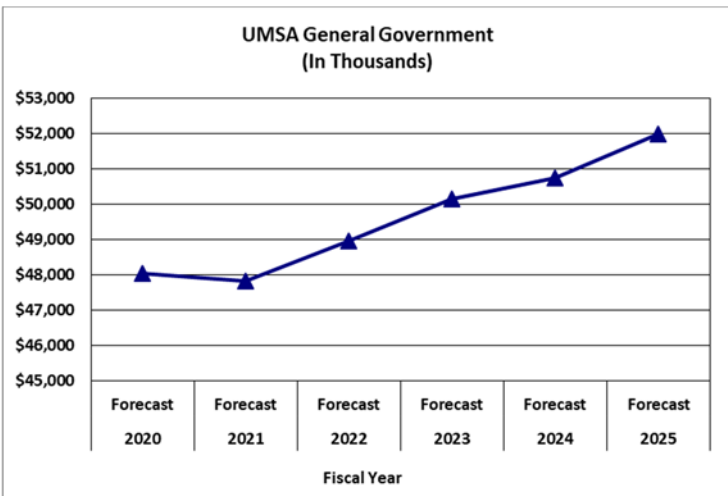


Description: Consists of Regulatory and Economic Resources and Tax Increment Financing payments associated with UMSA Community Redevelopment Areas.

Fiscal Year	Growth
2020-21	-0.50%
2021-22	11.20%
2022-23	5.20%
2023-24	5.20%
2024-25	5.20%

Comments: Growth based on the county's inflationary rate.

### General Government

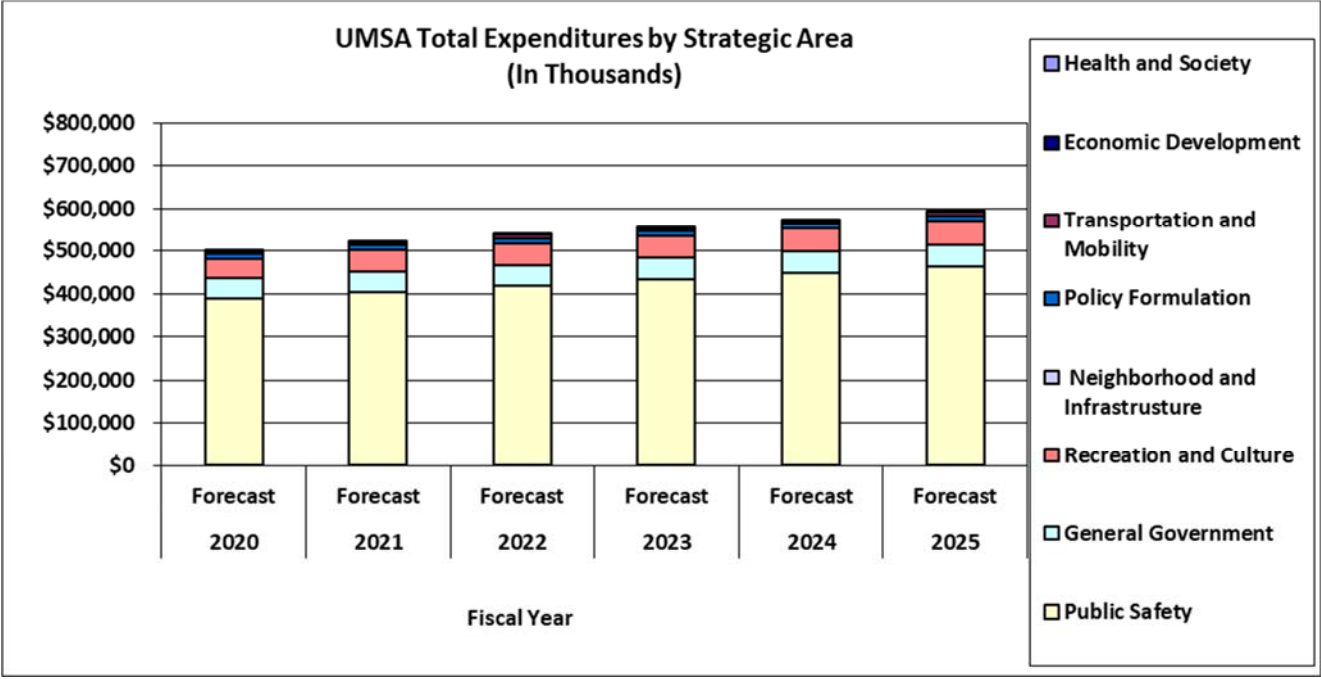


Description: Consists of Audit and Management Services, Human Resources, Management and Budget, Internal Services, Communications and Information Technology.

Fiscal Year	Growth
2020-21	-4.60%
2021-22	2.40%
2022-23	2.40%
2023-24	1.20%
2024-25	2.50%

Comments: Growth based on the county's inflationary rate. Reflects GGIF contribution.

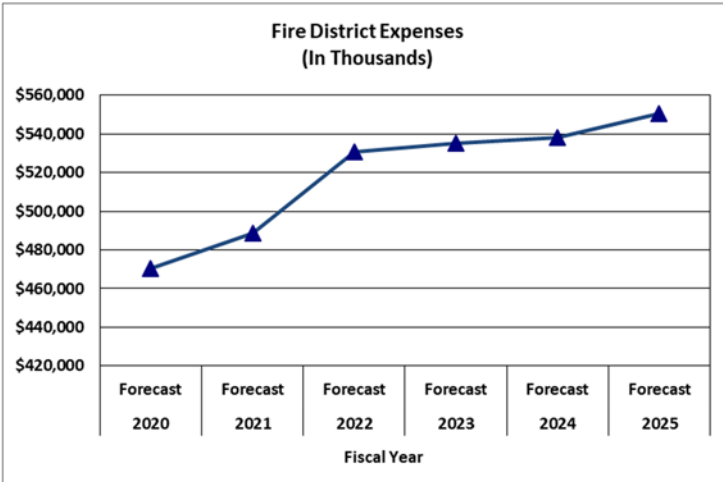
# FY 2019-20 Adopted Budget and Multi-Year Capital Plan



## FY 2019-20 Adopted Budget and Multi-Year Capital Plan

### FIRE DISTRICT EXPENSE FORECAST

#### Expenses



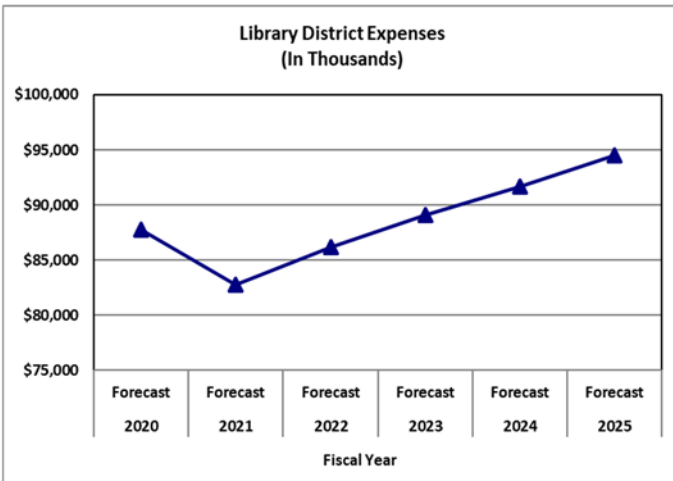
#### Description:

<u>Fiscal Year</u>	<u>Growth</u>
2020-21	4.20%
2021-22	6.20%
2022-23	1.00%
2023-24	3.60%
2024-25	3.60%

Comments: Growth based on the county's inflationary rate and the addition of new services.

### LIBRARY DISTRICT EXPENSE FORECAST

#### Expenses



#### Description:

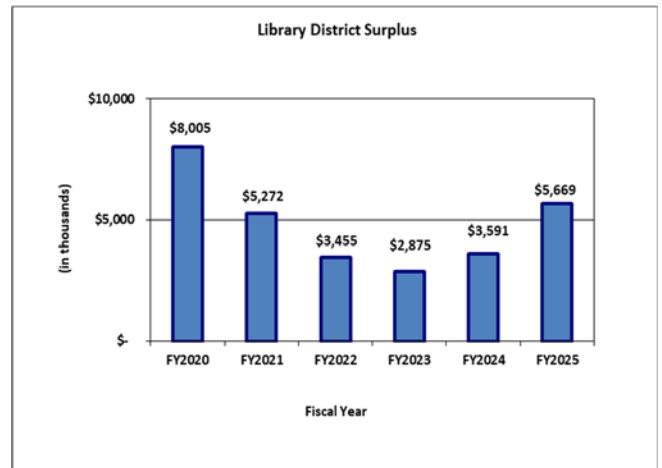
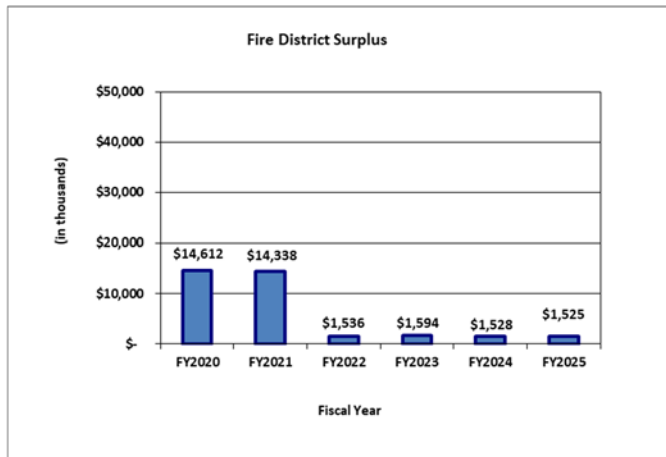
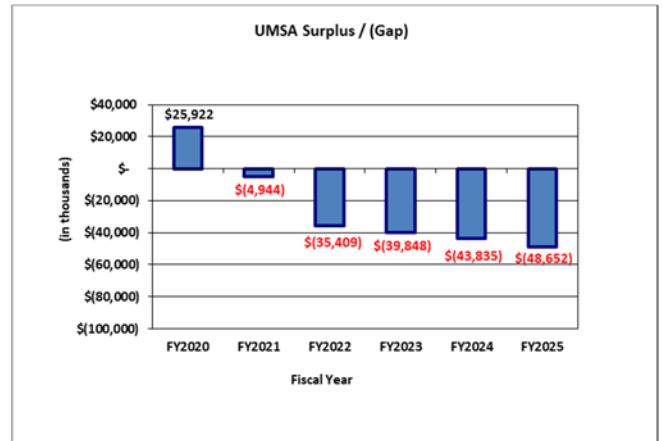
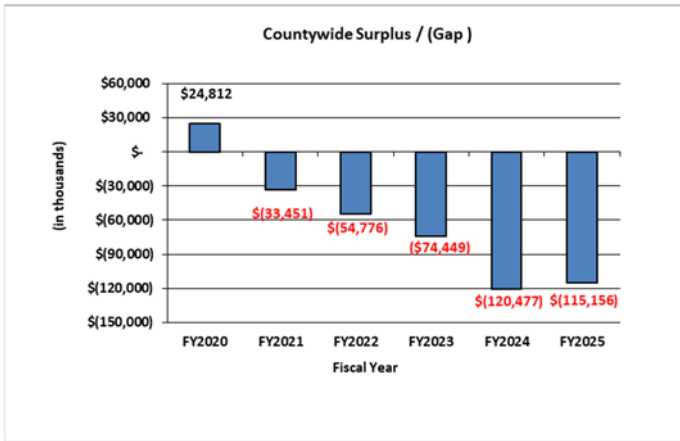
<u>Fiscal Year</u>	<u>Growth</u>
2020-21	-3.80%
2021-22	3.70%
2022-23	2.90%
2023-24	3.00%
2024-25	3.00%

Comments: Growth based on County's inflationary rate and start-up and operational costs for four new libraries.

# FY 2019-20 Adopted Budget and Multi-Year Capital Plan

## REVENUE/EXPENDITURE RECONCILIATION

As shown in the graphs below, the Countywide and UMSA budget is expected to develop operational shortfalls within the scope of this financial outlook. The Library and Fire districts are expected to be balanced throughout FY 2024-25.



## FY 2019-20 Adopted Budget and Multi-Year Capital Plan

### FINANCIAL OUTLOOK SUMMARY CHARTS

	2020	2021	2022	2023	2024	2025
	Forecast	Forecast	Forecast	Forecast	Forecast	Forecast
<b>COUNTYWIDE</b>						
<b>Revenues</b>						
Property Tax	\$1,368,378	\$1,443,605	\$1,515,846	\$1,584,116	\$1,655,410	\$ 1,729,911
Gas Tax	\$74,043	\$74,784	\$75,531	\$76,287	\$77,050	\$ 77,820
Carryover	\$38,005	\$24,812	\$0	\$0	\$0	\$0
Interest	\$12,981	\$13,695	\$14,380	\$15,028	\$15,704	\$ 16,411
State Revenue Sharing	\$70,460	\$72,574	\$74,751	\$76,994	\$79,303	\$ 81,682
Administrative Reimb.	\$54,760	\$55,308	\$55,861	\$56,419	\$56,983	\$ 57,553
Sales Tax	\$62,822	\$64,707	\$66,648	\$68,647	\$70,707	\$ 72,828
Other	\$15,048	\$15,198	\$15,350	\$15,504	\$15,659	\$ 15,816
<b>Total Revenues</b>	<b>\$1,696,497</b>	<b>\$1,764,683</b>	<b>\$1,818,367</b>	<b>\$1,892,995</b>	<b>\$1,970,816</b>	<b>\$2,052,021</b>
<b>Expenses</b>						
Public Safety	\$710,396	\$753,745	\$779,401	\$805,646	\$858,282	\$ 886,547
Policy Formulation	\$38,052	\$39,565	\$40,929	\$42,326	\$43,770	\$ 45,263
Transportation and Mobility	\$231,868	\$291,790	\$332,218	\$374,151	\$387,305	\$ 400,698
Recreation and Culture	\$68,268	\$73,326	\$76,491	\$80,641	\$84,754	\$ 89,344
Neighborhood and Infrastructure	\$30,476	\$30,649	\$31,696	\$32,767	\$33,874	\$ 35,019
Economic Development	\$72,441	\$83,683	\$75,327	\$68,084	\$76,647	\$ 80,692
Health and Society	\$292,919	\$306,867	\$320,129	\$332,844	\$346,077	\$ 359,859
General Government	\$227,265	\$218,510	\$216,950	\$230,985	\$260,583	\$ 269,755
<b>Total Expenses</b>	<b>\$1,671,685</b>	<b>\$1,798,134</b>	<b>\$1,873,143</b>	<b>\$1,967,444</b>	<b>\$2,091,292</b>	<b>\$2,167,177</b>
<b>Surplus/Funding Gaps</b>	<b>\$24,812</b>	<b>(\$33,451)</b>	<b>(\$54,776)</b>	<b>(\$74,449)</b>	<b>(\$120,477)</b>	<b>(\$115,156)</b>

## FY 2019-20 Adopted Budget and Multi-Year Capital Plan

	2020	2021	2022	2023	2024	2025
	Forecast	Forecast	Forecast	Forecast	Forecast	Forecast
<b>UMSA</b>						
<b>Revenues</b>						
Property Tax	\$150,877	\$156,911	\$162,396	\$168,075	\$173,952	\$180,033
Utility Tax	\$102,578	\$105,655	\$108,825	\$112,090	\$115,452	\$118,916
Franchise Fees	\$0	\$0	\$0	\$0	\$0	\$0
Communications Tax	\$29,494	\$29,789	\$30,087	\$30,387	\$30,691	\$30,998
Carryover	\$52,504	\$25,922	\$0	\$0	\$0	\$0
Interest	\$4,099	\$4,263	\$4,412	\$4,566	\$4,726	\$4,891
State Revenue Sharing	\$48,210	\$48,210	\$48,210	\$48,210	\$48,210	\$48,210
Administrative Reimb.	\$17,240	\$17,412	\$17,587	\$17,762	\$17,940	\$18,119
Sales Tax	\$119,515	\$123,100	\$126,793	\$130,597	\$134,515	\$138,550
Occupational License	\$1,296	\$1,309	\$1,322	\$1,335	\$1,349	\$1,362
Transfer from Reserve						
Other	\$4,332	\$4,375	\$4,419	\$4,463	\$4,508	\$4,553
<b>Total Revenues</b>	<b>\$530,144</b>	<b>\$516,947</b>	<b>\$504,051</b>	<b>\$517,486</b>	<b>\$531,342</b>	<b>\$545,633</b>
<b>Expenses</b>						
Policy Formulation	\$11,711	\$12,173	\$12,591	\$13,018	\$13,460	\$13,917
Public Safety	\$388,196	\$404,788	\$418,679	\$432,897	\$447,597	\$462,797
Transportation and Mobility	\$5,777	\$6,005	\$6,211	\$6,422	\$6,640	\$6,865
Recreation and Culture	\$45,057	\$49,269	\$50,960	\$52,690	\$54,479	\$56,330
Neighborhood and Infrastructure	\$1,500	\$0	\$0	\$0	\$0	\$0
Health and Society	\$0	\$0	\$0	\$0	\$0	\$0
Economic Development	\$1,843	\$1,833	\$2,039	\$2,145	\$2,255	\$2,372
General Government	\$50,138	\$47,823	\$48,981	\$50,164	\$50,745	\$52,004
<b>Total Expenses</b>	<b>\$504,222</b>	<b>\$521,891</b>	<b>\$539,460</b>	<b>\$557,335</b>	<b>\$575,177</b>	<b>\$594,285</b>
<b>Surplus/Funding Gaps</b>	<b>\$25,922</b>	<b>(\$4,944)</b>	<b>(\$35,409)</b>	<b>(\$39,848)</b>	<b>(\$43,835)</b>	<b>(\$48,652)</b>

## FY 2019-20 Adopted Budget and Multi-Year Capital Plan

	2020	2021	2022	2023	2024	2025
	Forecast	Forecast	Forecast	Forecast	Forecast	Forecast
<b>FIRE DISTRICT</b>						
<b>Revenues</b>						
Property Tax	\$398,388	\$416,322	\$432,988	\$450,322	\$468,349	\$487,099
Transport Fees	\$32,523	\$35,796	\$35,796	\$35,796	\$35,796	\$35,796
Planning Reviews and Inspections	\$19,970	\$20,465	\$20,971	\$21,490	\$22,022	\$22,568
Interest	\$1,300	\$1,300	\$1,300	\$1,300	\$1,300	\$1,300
Interfund Transfer	\$7,810	\$8,005	\$8,205	\$8,411	\$8,621	\$8,836
Other Miscellaneous	\$782	\$782	\$782	\$782	\$782	\$782
Carryover	\$17,307	\$14,612	\$14,338	\$1,536	\$1,594	\$1,528
<b>Total Revenues</b>	<b>\$478,080</b>	<b>\$497,282</b>	<b>\$514,380</b>	<b>\$519,636</b>	<b>\$538,464</b>	<b>\$557,909</b>
<b>Total Expenses</b>	<b>\$463,468</b>	<b>\$482,944</b>	<b>\$512,844</b>	<b>\$518,042</b>	<b>\$536,936</b>	<b>\$556,384</b>
<b>Surplus</b>	<b>\$14,612</b>	<b>\$14,338</b>	<b>\$1,536</b>	<b>\$1,594</b>	<b>\$1,528</b>	<b>\$1,525</b>

	2020	2021	2022	2023	2024	2025
	Forecast	Forecast	Forecast	Forecast	Forecast	Forecast
<b>LIBRARY DISTRICT</b>						
<b>Revenues</b>						
Property Tax	\$75,804	\$79,973	\$83,972	\$87,751	\$91,698	\$95,824
State Aid	\$1,200	\$1,000	\$1,000	\$1,000	\$1,000	\$1,000
Carryover	\$17,438	\$8,005	\$5,272	\$3,455	\$2,875	\$3,591
Other	\$1,050	\$496	\$504	\$511	\$518	\$527
<b>Total Revenues</b>	<b>\$95,492</b>	<b>\$89,474</b>	<b>\$90,748</b>	<b>\$92,717</b>	<b>\$96,091</b>	<b>\$100,942</b>
<b>Total Expenses</b>	<b>\$87,487</b>	<b>\$84,202</b>	<b>\$87,293</b>	<b>\$89,842</b>	<b>\$92,500</b>	<b>\$95,273</b>
<b>Surplus</b>	<b>\$8,005</b>	<b>\$5,272</b>	<b>\$3,455</b>	<b>\$2,875</b>	<b>\$3,591</b>	<b>\$5,669</b>

### FIVE-YEAR FORECAST FOR MAJOR PROPRIETARY FUNCTIONS

In addition to forecasting the revenues and expenditures for the tax-supported portion of the County's operations, our five-year financial outlook also focuses on the major proprietary functions that support Miami-Dade County's economy. Not only do these functions provide thousands of jobs in our community, they also support the infrastructure that makes our community livable and attracts and retains business. These functions are all supported by fees and charges to the users of the services provided – the airlines, cruise lines and cargo lines that use the PortMiami, Miami International Airport and the general aviation airports; the people who ride our public transit system; and the residents and businesses that utilize our solid waste, water and wastewater facilities and services. The setting of our rates and fees must ensure resources are available to support continued growth, while not negatively impacting economic development in our community.

#### **Miami-Dade Aviation Department**

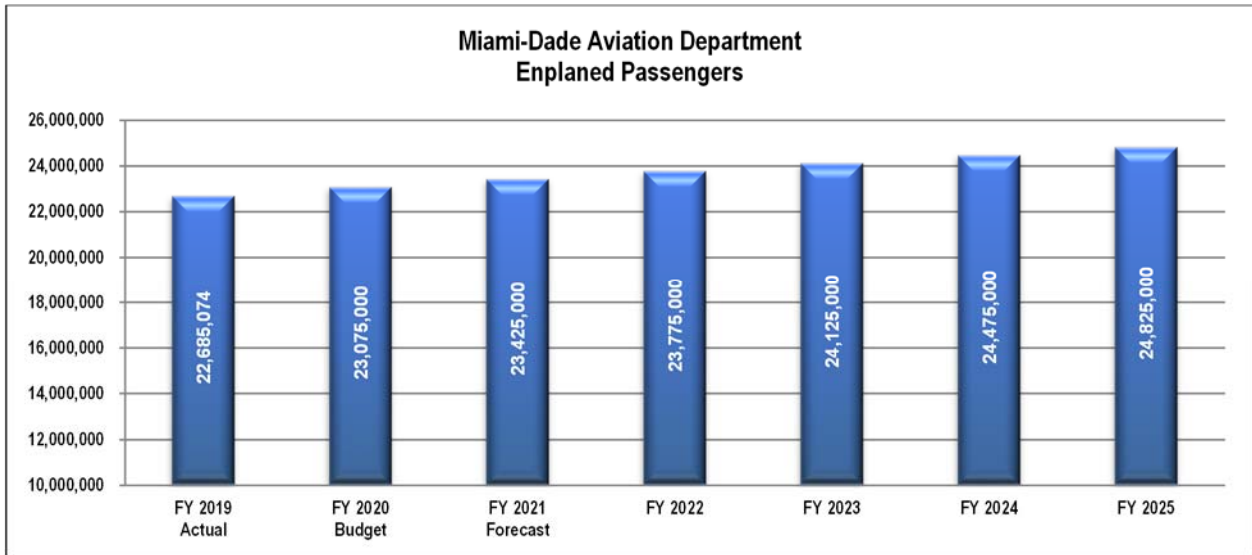
The Miami-Dade Aviation Department (MDAD) operates a system of airports for Miami-Dade County which consists of Miami International Airport (MIA) and four general aviation and training airports: Opa-locka Executive Airport, Miami Executive Airport (previously Kendall-Tamiami Executive Airport), Homestead General Aviation Airport and Dade-Collier Training & Transition Airport. The Airport System is considered a primary economic engine for Miami-Dade County, as well as for South Florida. More than 36,000 people are employed in the Miami-Dade County System of Airports, 1,432 of whom are County employees.

#### **Enplaned Passengers**

In FY 2019-20, a diverse group of airlines will provide scheduled passenger service at the Airport including eight U.S. airlines and 52 foreign-flag carriers. It is forecasted that during FY 2019-20, 23.1 million enplaned passengers will transit through MIA, representing a 1.8 percent increase over FY 2018-19 when 22.7 million enplaned passengers are projected to move through MIA. Domestic enplaned passenger traffic is projected to increase 2.9 percent in FY 2019-20 to 12.017 million from the figure of 11.680 million passengers in FY 2018-19. Domestic traffic is projected at 51 percent of MIA total passengers while international traffic is projected at 49 percent or 11.004 million enplaned passengers.

In international air travel, MIA's geographical location, close proximity to a cruise port, and cultural ties provide a solid foundation for travel to and from Latin America, handling 41 percent of the South American market, 20 percent of the Central America market and 22 percent of the Caribbean market. With 49 percent of total passenger traffic being international, MIA ranks third in the USA for international passenger traffic and maintains one of the highest international-to-domestic passenger ratios of any U.S. airport.

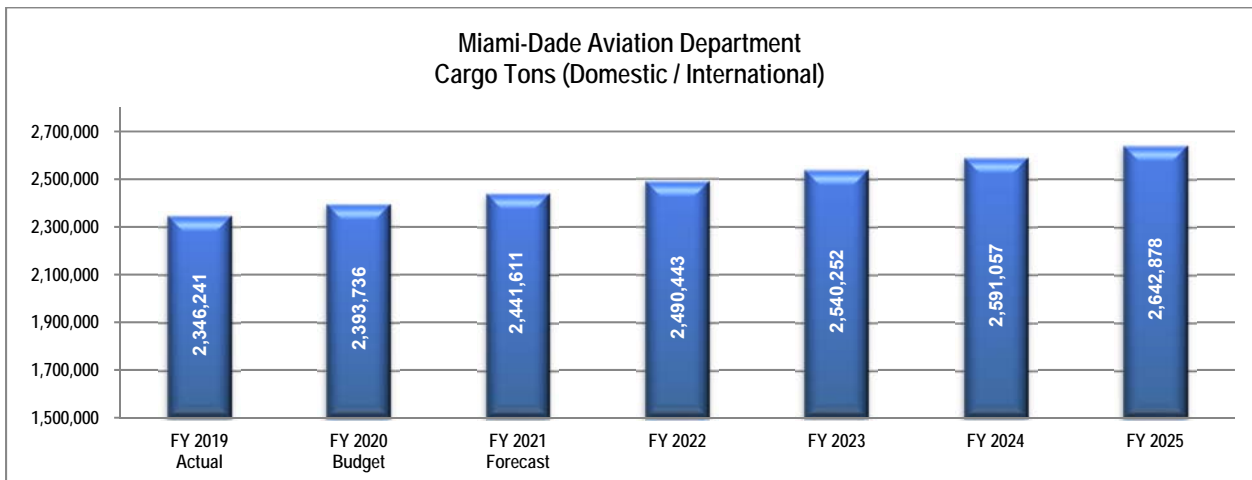
## FY 2019-20 Adopted Budget and Multi-Year Capital Plan



### Cargo

In international trade, MIA is the major air cargo trans-shipment point between Latin America and the Caribbean, and other global markets primarily in the USA and Europe, ranking number one in the USA for international freight. During FY 2018-19, 2.346 million tons of cargo (freight plus mail) will move through MIA, representing one percent decrease over the prior year's tonnage of 2.369 million. Cargo tonnage is projected to increase by less than one percent in FY 2019-20 to 2.394 million tons and maintain a two percent growth rate thereafter. International tonnage, representing 84 percent of total tonnage is projected to be 2.01 million tons in FY 2019-20 and domestic tonnage is projected at 384,000 tons. It is projected that these amounts will grow proportionally at a two percent growth annual factor.

MIA's total air trade is valued at \$60.5 billion annually, or 92 percent of the dollar value of Florida's total air imports and exports, and 39 percent of the State's total (air and sea) trade with the world. As the center for hemispheric air trade, MIA now handles 79 percent of all air imports and 77 percent of all air exports between the United States and the Latin American/Caribbean region. MIA is the USA's leading airport in the handling of perishable products, handling 63 percent of all perishable import products, 89 percent of all cut-flower imports, 49 percent of all fish imports and 63 percent of all fruit and vegetable imports.



## FY 2019-20 Adopted Budget and Multi-Year Capital Plan

---

### Capital Improvement Program (CIP) Financial Update

In 2019, the Aviation Department unveiled its proposed future CIP Program that ranges between \$4 billion and \$5 billion. The Board of County Commissioners approved this future CIP Program on June 4, 2019.

This CIP Program will fund five sub-programs that will be built during the period of 5-15 years through 2035 and beyond. To create these sub-programs, an in-depth assessment was conducted of the County's Airport System (including general aviation airports) by the Aviation Department staff that considered factors such as demand for growth, operational needs (airside, landside, cargo and terminal) and funding capacity. Based on the results of the evaluation, the Aviation Department combined MIA's previous capital program, referred to as the Terminal Optimization Program (TOP), with a series of additional projects to develop the proposed CIP Program.

This CIP Program has been structured to facilitate the "phasing in" and "phasing out" of capital projects in order to adjust to emerging airline needs or changing conditions and to allow for the utilization of MIA during construction. Furthermore, it provides a path for responding to MIA's present and future growth needs. The CIP projects will be constructed through the implementation of the following five sub-programs: North Terminal (Gate Optimization Project, D60 Redevelopment), Central Terminal (Central Terminal Redevelopment, Concourse F Modernization, Concourse G Demolition and Apron), South Terminal (South Terminal Expansion, Apron Expansion), Cargo (Taxiway R, Fuel Tender, Ramp Expansion, Building 702 Extension and Apron, Fumigation Facility) and Miscellaneous (Roadway and Bridge Improvements, Bus Maintenance Facility, North Terminal GSE, South Terminal GSE and Auto Fueling Station, Park 6 Garage and New On-Airport Hotels). Additionally, a series of other capital projects will be constructed to improve and develop the general aviation airports.

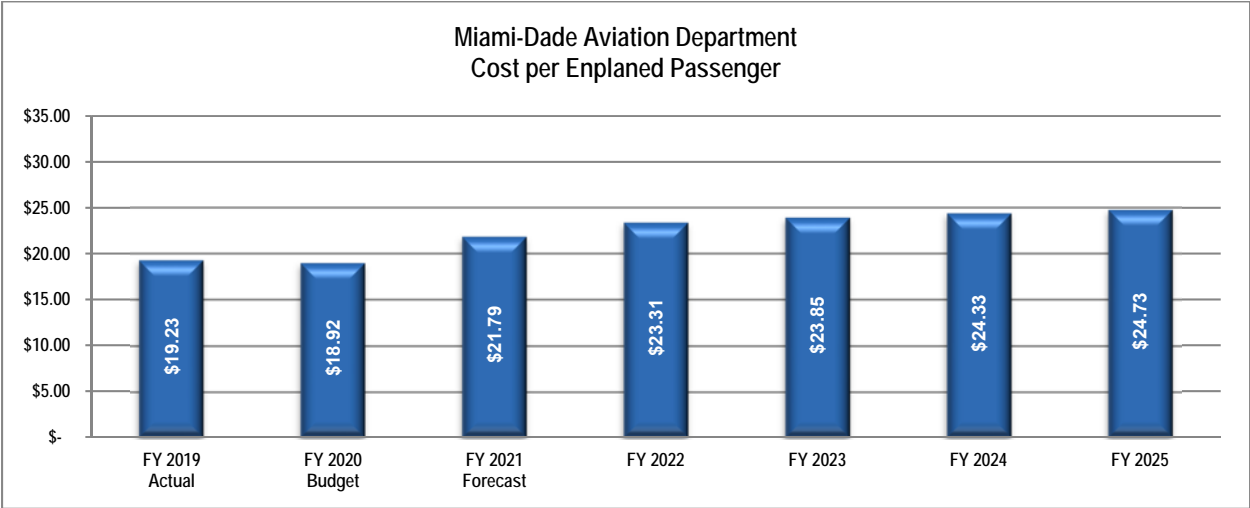
MIA's current TOP includes \$1.57 billion as approved through a Majority-In-Interest (MII) review process (by a majority of the 11 Signatory Airlines that represent the MIA Signatory Airlines as members of the Miami Airport Affairs Committee). Additionally, there are approximately \$114 million in capital projects planned for FY 2020 that do not require an MII review. Some of the TOP projects already completed or in progress include: Concourse E renovations; revamped Automated People Mover connecting Lower Concourse E with Satellite E; renovated Federal Inspection Services facility in Concourse E; rehabilitation of Taxiways R, S and T; new automated checked baggage inspection system; airport-wide passenger loading bridge replacements; new employee parking garage; existing parking garages structural repairs; state-of-the-art Airport Operations Center; and many other projects that will improve aesthetics, meet current life-safety and security requirements, and address maintenance needs.

Overall, including the five sub-programs previously mentioned, the Department's capital program will be comprised of the following fifteen subprograms: MIA Central Base Apron and Utilities, Concourse E, South Terminal, Miscellaneous Projects, Passenger Boarding Bridges, Central Terminal, North Terminal, Terminal Wide, Concourse G Projects, Concourse H Projects, Airside Projects, Landside Projects, Cargo Projects, General Aviation Airport Projects and Reserve Maintenance Fund Projects.

To keep these capital costs affordable, the Department's goal is to remain under a \$25 airline cost per enplaned passenger target through FY 2024-25. This goal has become a target that was internally adopted by the Department to not only keep MIA's costs affordable to the air carriers serving MIA but also keep the Airport competitive with other airports.

Future funding for the Department's capital program consists of Aviation Revenue Bonds, Commercial Paper, Federal and State Grants and Passenger Facility Charges. The Department maximizes the uses of the grants as an equity funding source in order to lessen the amount of Aviation Revenue Bonds (debt) required to fund the capital projects.

# FY 2019-20 Adopted Budget and Multi-Year Capital Plan

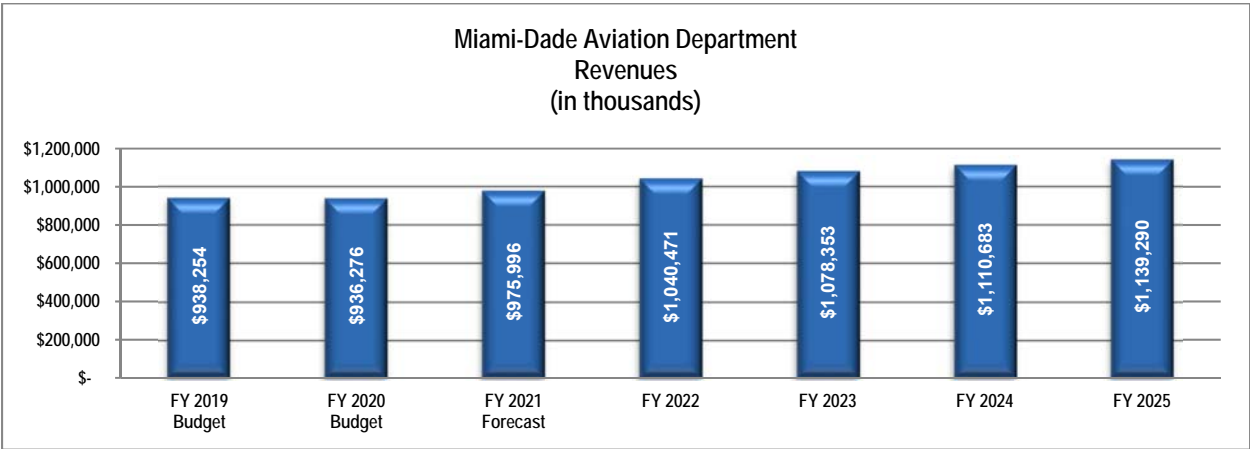


### Economic Outlook

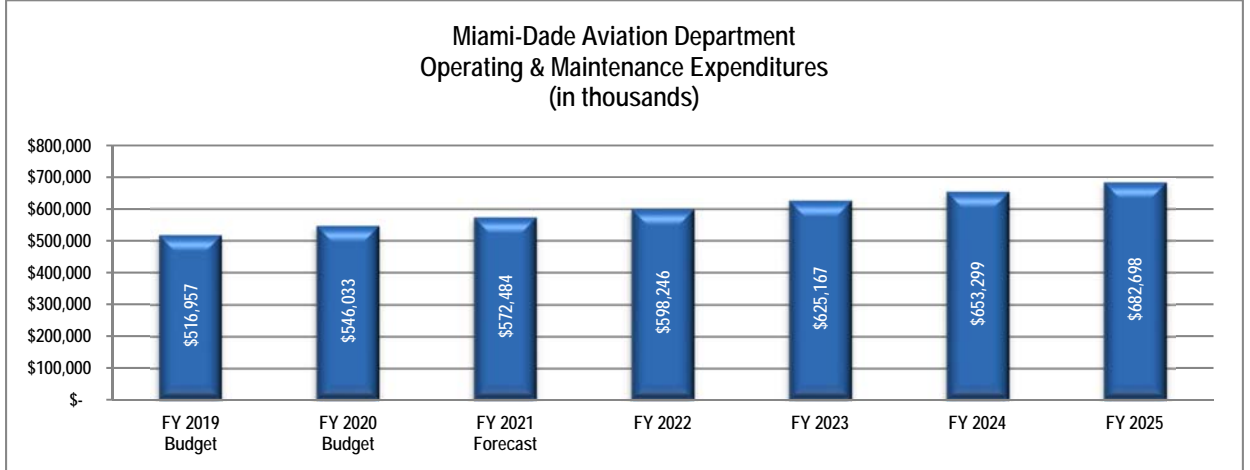
MDAD recognizes sound management and financial investment strategies as a priority outcome. Currently, the Department’s bonds are rated A by Standard & Poor’s, A by Fitch Ratings and AA- by KBRA (Kroll Bond Rating Agency). All of the rating agencies cite MIA’s role as the nation’s largest international gateway to Latin America as an important strength.

In order to maintain strong bond ratings, the Airport must demonstrate the ability to generate positive future net revenues. The generation of net revenues is heavily dependent on the volume of commercial flights, the number of passengers and the amount of cargo processed at the Airport, all three of which are dependent upon a wide range of factors including: (1) local, national and international economic conditions, including international trade volume, (2) regulation of the airline industry, (3) passenger reaction to disruptions and delays arising from security concerns, (4) airline operating and capital expenses, including security, labor and fuel costs, (5) environmental regulations, (6) the capacity of the national air traffic control system, (7) currency values, (8) hurricanes, and (9) world-wide infectious diseases. With the exception of 2017 due to operational impacts of hurricanes Matthew and Irma, MIA has experienced continued growth in enplaned passengers each year since 2009 and is forecasting growth rates between 1.2 percent and 1.5 percent per year through fiscal year 2025. These growth rates are supported by MIA’s plans for facility improvements and continued efforts to lure new carriers to MIA while encouraging existing carriers to expand their route networks by promoting the Air Service Incentive Program.

# FY 2019-20 Adopted Budget and Multi-Year Capital Plan

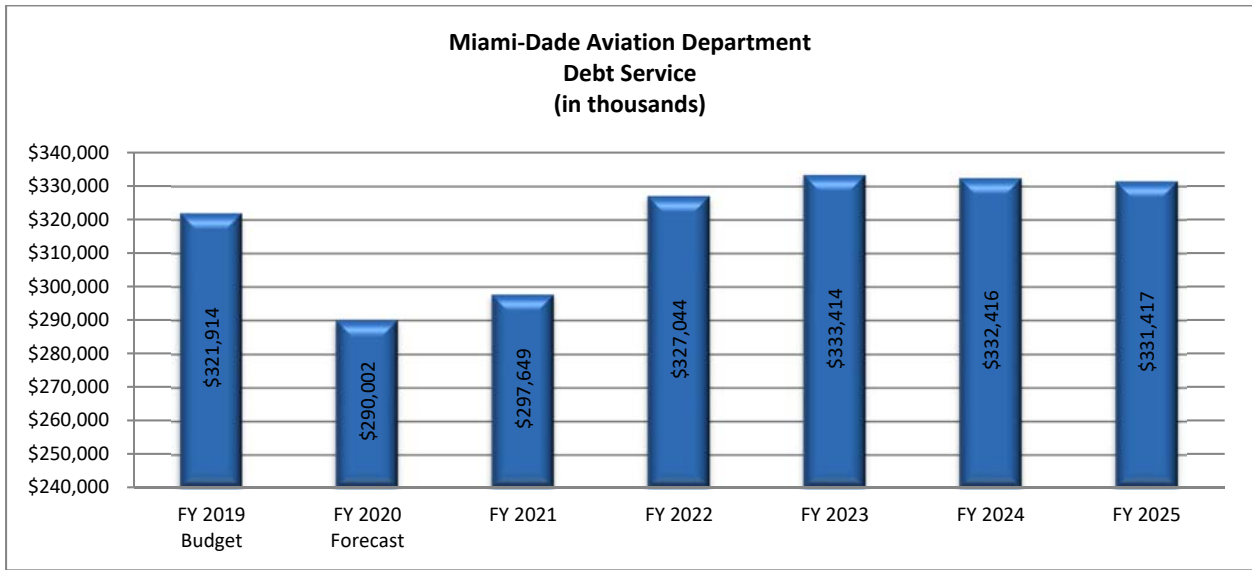


MDAD’s revenue forecast is based on a residual revenue model. Unlike traditional fee for service models, MDAD calculates the landing fee rate based on expenses that are not covered by direct fees for services provided.



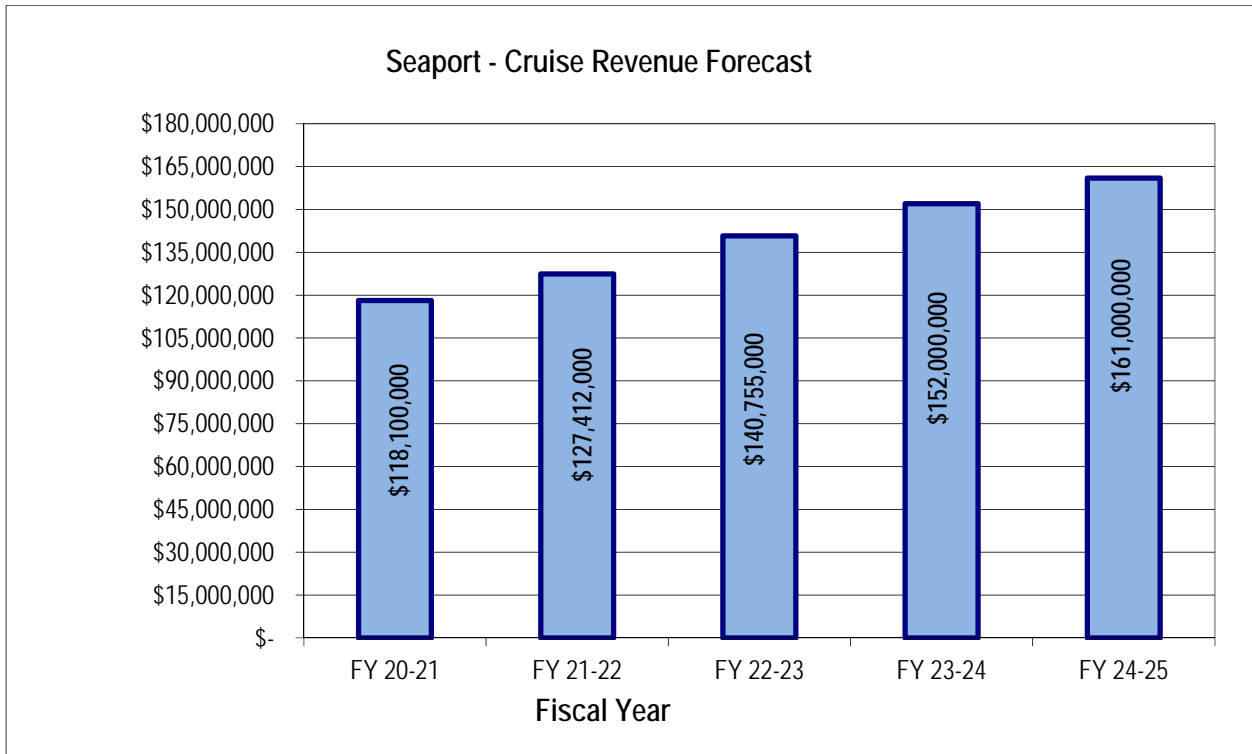
MDAD’s operating and maintenance expenditures include expenditures associated with running MIA, as well as four general aviation airports. This amount excludes depreciation and transfers to debt service accounts, improvement fund and maintenance reserve accounts, as well as a mandated operating cash reserve.

## FY 2019-20 Adopted Budget and Multi-Year Capital Plan

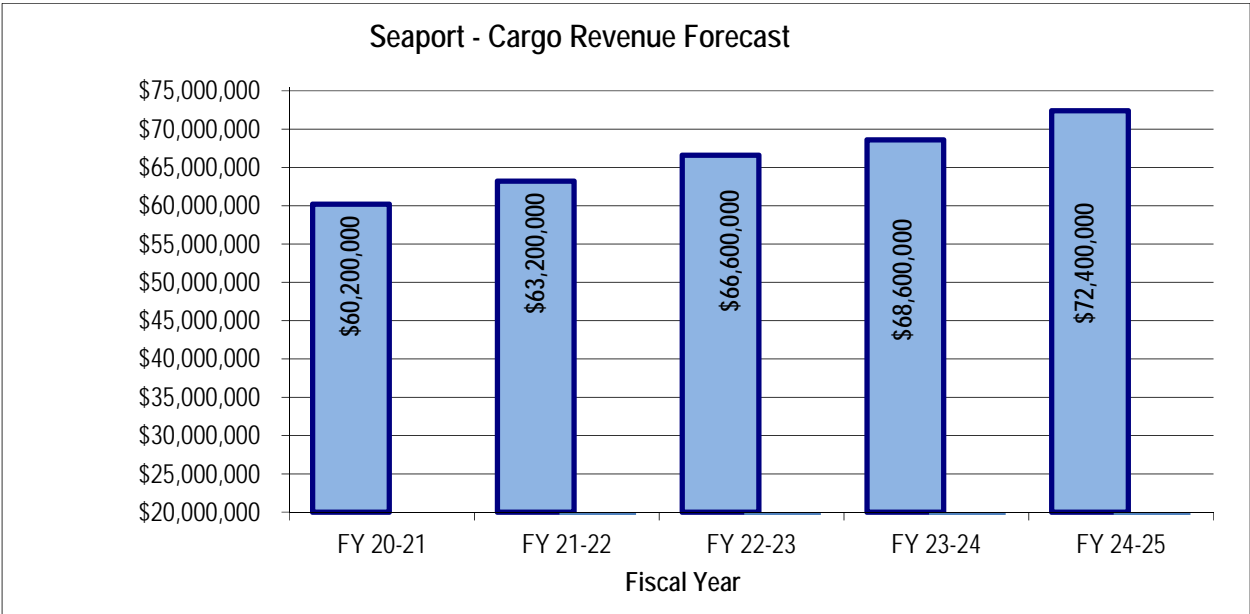


### Seaport

The Dante B. Fascell Port of Miami (PortMiami or Seaport) processed 5.6 million passengers in FY 2017-18 and is projected to process approximately 6.8 million in FY 2018-19. The volume of cargo throughput in FY 2017-18 was 1.08 million Twenty-foot Equivalent Unit (TEUs), an increase of 5.8 percent over FY 2016-17. The TEUs and passengers in FY 17-18 were both records for the Seaport. Multi-year agreements with both cruise and shipping lines will support operations and facility expansion and improvements over the next five years. The following charts illustrate cruise and cargo revenues for the period of this forecast:



**FY 2019-20 Adopted Budget and Multi-Year Capital Plan**

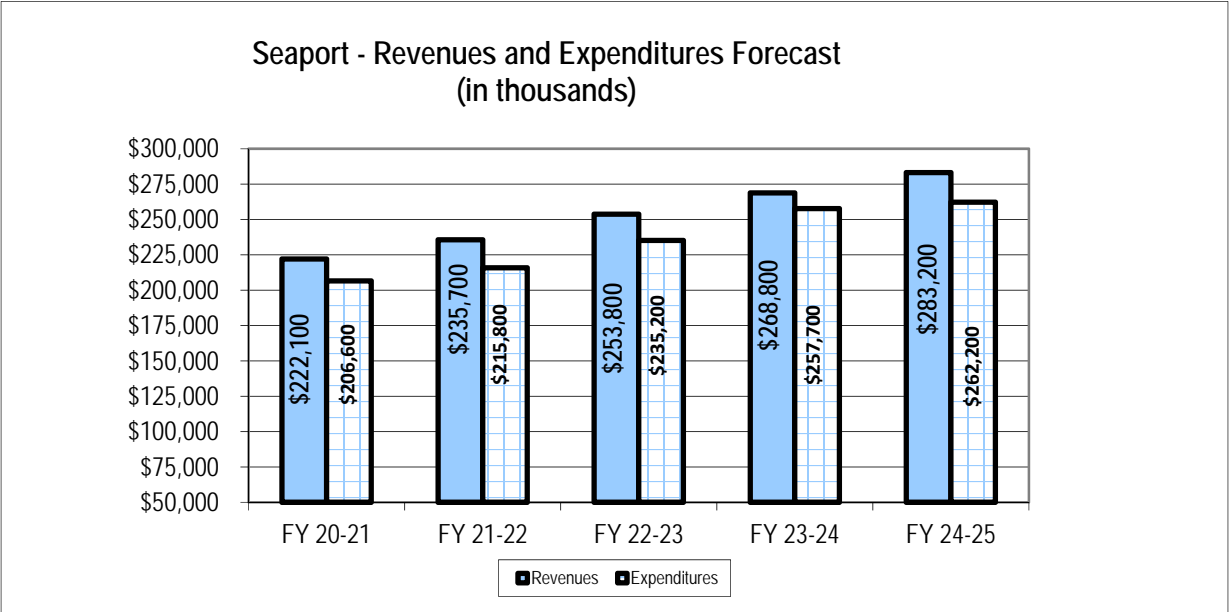


**Capital Improvement Plan (CIP)**

The major thrust of PortMiami’s CIP relates to cruise operations with New Terminal B, A and AA as well as upgrades to Cruise Terminal F. Terminal F upgrades allow operations to additional/larger vessels. Cruise Terminals B and C are being developed/upgraded for additional Norwegian Cruise Lines operations; new Terminal AA and AAA are estimated to accommodate the cruise industry’s new generation of cruise vessels including MSC cruises’ mega ships, and new Terminal V will support expanding operations of Virgin Voyages, the unique Palm Grove designed facility will break ground Fall 2019 and is slated for completion by November 2021 in time for the arrival of the line’s first ship *Scarlet Lady*. Other projects include enhancements to the container yards, new gantry cranes, cargo gate modifications and other Port-wide infrastructure improvements.

Additional debt scenarios are under consideration, including a combination of short-term commercial paper being issued in FY 2018-19 and FY 2019-20 and long-term debt issues.

**FY 2019-20 Adopted Budget and Multi-Year Capital Plan**



**Financial Outlook**

Revenues include cruise, cargo, rentals, parking, ferry operations, and other miscellaneous items including harbor fees and ground transportation, as well as Secondary Gas Tax revenue beginning in FY 2016-17, as part of the state support for the Port Tunnel. Expenditures include salary, fringes, other operating, and debt service. Carryover amounts are not included in this exercise.

For the purposes of this five-year financial outlook, the cruise line revenue forecast is based on anticipated cruise lines’ itineraries through FY 2019-20. Future estimates are that the Port will grow from 6.8 million passengers in FY 2018-19 to over 9 million in FY 2024-25. A three percent tariff increase is budgeted annually. Cargo revenue (including dockage/wharfage, crane and applicable rentals) is expected to increase an average of five to six percent annually with other revenues being adjusted as necessary.

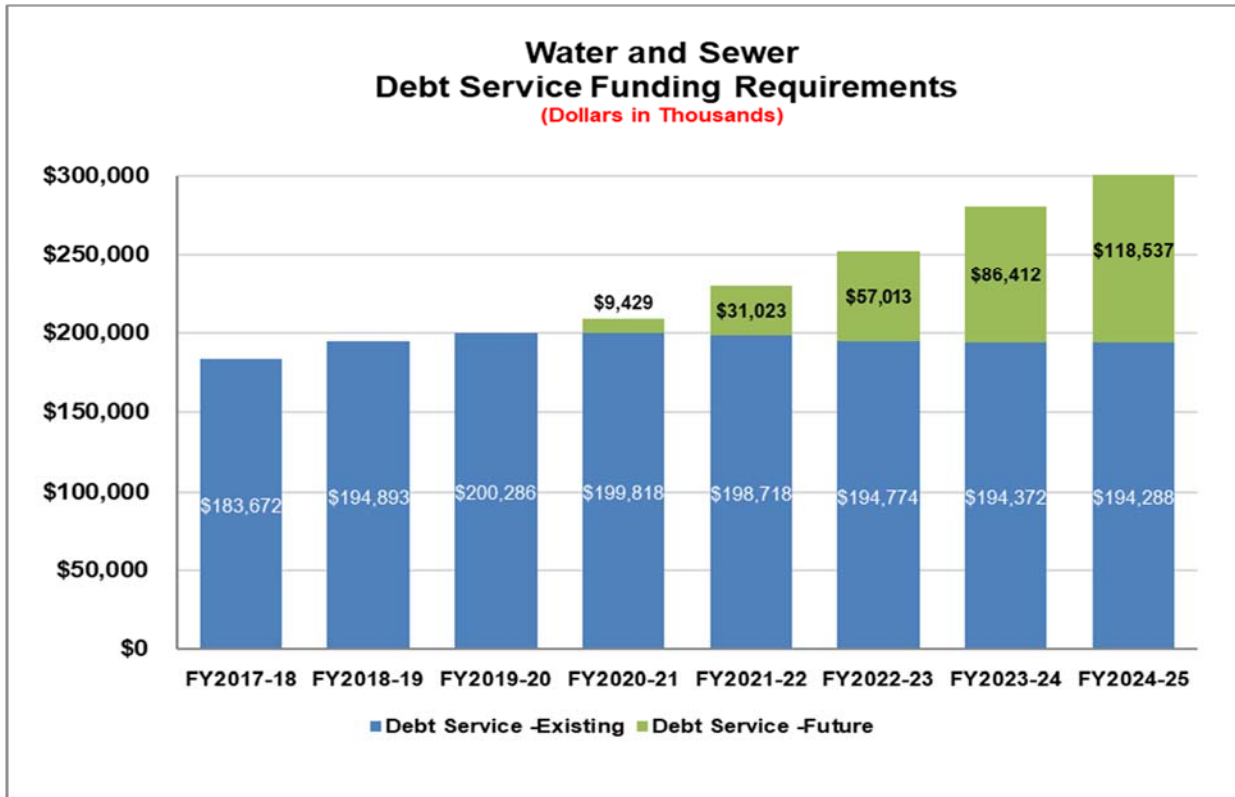
Expenditures assume a growth rate of four percent for salary and fringes in per year through FY 2024-25. Other operating expense increases are assumed at three percent year over year, in addition to various increases in debt service payments as the Port continues to fund its CIP. The Sunshine State loans effective interest rate is assumed at 2.5 percent for FY 2018-19, growing to 4.5 percent by FY 2024-25. A two months operating cash reserve is funded.

PortMiami is actively examining alternative revenue options, refinancing opportunities and expenditure adjustments that may significantly affect the assumptions used to develop this five-year plan.

## FY 2019-20 Adopted Budget and Multi-Year Capital Plan

### Water and Sewer

There are two main drivers of the Multi-Year Capital Improvement Plan. The first, the State of Florida Ocean Outfall Statute (FS 403.086(9)), includes related projects estimated at \$2.2 billion from FY 2019-20 through FY 2025-26 when the projects must be operational. Secondly, the Environmental Protection Agency (EPA) consent decree addresses regulatory violations resulting from failing infrastructure. All projects addressing consent decree issues are currently included in the multi-year capital plan. In FY 2019-20, consent related capital projects are estimated at \$1.8 billion. The entire multi-year capital plan for the Water and Sewer Department totals \$7.524 billion and will require future debt issuances.



In addition to the two requirements noted above, the Water and Sewer Department’s Multi-Year Capital Plan includes the testing and replacement as needed of all large diameter concrete water and sewer pipes, the substantial overhaul of all the water and wastewater plants and the installation of redundant water supply mains and storage tanks to ensure continuous delivery of water even when pipe failures occur and completion of water supply projects required in the State Water Use Permit to meet service demands in the future. The following table shows the cash flows for both the water and wastewater systems.

## FY 2019-20 Adopted Budget and Multi-Year Capital Plan

WATER AND SEWER CASH FLOWS								
(Dollars In Thousands)	Retail Revenue Increase							
	Revenues at 100%		Revenues at 98%,95%		Revenues at 98%,95%		Revenues at 98%,95%	
	7%	8%	7%	7%	9%	9%	9%	9%
	FY 2017-18	FY 2018-19	FY 2019-20	FY 2020-21	FY 2021-22	FY 2022-23	FY 2023-24	FY 2024-25
	Actual	Projected	Adopted	Future	Future	Future	Future	Future
<b>Water and Wastewater Operations</b>								
<b>Revenues</b>								
Retail Water	\$ 268,275	\$ 276,925	\$ 302,479	\$ 322,140	\$ 346,300	\$ 368,810	\$ 394,626	\$ 430,143
Wholesale Water	39,310	36,463	30,120	38,001	38,762	39,538	40,329	41,135
Retail Wastewater	295,564	319,401	317,918	338,583	363,976	387,635	414,769	452,098
Wholesale Wastewater	78,425	82,168	76,268	81,920	84,377	86,908	89,516	92,201
Other Operating Revenue	30,275	30,672	32,322	32,484	32,646	32,809	32,973	33,138
<b>Total Operating Revenues</b>	<b>\$ 711,849</b>	<b>\$ 745,629</b>	<b>\$ 759,107</b>	<b>\$ 813,128</b>	<b>\$ 866,061</b>	<b>\$ 915,700</b>	<b>\$ 972,213</b>	<b>\$ 1,048,715</b>
<b>Expenses</b>								
Water Operating and Maintenance	\$ 174,372	\$ 199,878	\$ 202,166	\$ 209,698	\$ 217,444	\$ 225,375	\$ 233,312	\$ 241,783
Wastewater Operating and Maintenance	248,936	244,296	278,196	288,490	299,085	309,945	320,794	332,330
<b>Total Operating Expenses</b>	<b>\$ 423,308</b>	<b>\$ 444,173</b>	<b>\$ 480,362</b>	<b>\$ 498,188</b>	<b>\$ 516,529</b>	<b>\$ 535,320</b>	<b>\$ 554,106</b>	<b>\$ 574,113</b>
<b>Non-Operating</b>								
Other Non-Operating Transfers	\$ 12,042	\$ 17,542	\$ 168	\$18,006	\$27,380	\$32,202	\$41,421	\$62,369
Interest Income	(9,566)	(13,396)	(14,150)	(14,779)	(15,078)	(16,125)	(16,638)	(18,158)
Debt Service - Existing (net of SWAP receipts)	183,672	194,893	200,286	199,818	198,718	194,774	194,372	194,288
Debt Service - Future	0	0	0	9,429	31,023	57,013	86,412	118,537
Capital Transfers	102,393	102,417	92,441	102,466	107,490	112,515	112,540	117,566
<b>Total Non-Operating Expenses</b>	<b>\$ 288,541</b>	<b>\$ 301,456</b>	<b>\$278,745</b>	<b>\$ 314,940</b>	<b>\$ 349,532</b>	<b>\$ 380,380</b>	<b>\$ 418,108</b>	<b>\$ 474,602</b>

The FY 2018-19 Projected amount is pending cash management year-end adjustments

Revenue increases will be necessary over the period of this analysis to support operating and maintenance expenses, as well as debt service requirements to support the system, while maintaining adequate reserves and coverage ratios. The following table illustrates the coverage requirements.

WATER AND SEWER DEBT RATIOS								
	Year-End							
	Actual	Estimate	Adopted	Future	Future	Future	Future	Future
	FY 2017-18	FY 2018-19	FY 2019-20	FY 2020-21	FY 2021-22	FY 2022-23	FY 2023-24	FY 2024-25
Proposed Retail Revenue Increases				7%	8%	7%	7%	9%
Required Primary Debt Service Coverage Ratio	1.25	1.25	1.25	1.25	1.25	1.25	1.25	1.25
Actual/Projected Primary Debt Service Coverage Ratio	1.81	1.82	1.60	1.72	1.71	1.66	1.63	1.65
Required State Revolving Loan Debt Service Coverage Ratio	1.15	1.15	1.15	1.15	1.15	1.15	1.15	1.15
Actual/Projected State Revolving Loan Debt Service Coverage Ratio	5.85	6.31	3.82	5.31	5.99	7.36	7.79	9.48
(Dollars In Thousands)								
Rate Stabilization Fund	\$30,534	\$30,534	\$30,534	\$30,534	\$30,534	\$30,534	\$30,534	\$30,534
General Reserve Fund	\$65,676	\$75,676	\$72,525	\$91,368	\$115,691	\$144,762	\$183,052	\$242,088
<b>Total Flexible Cash Reserves</b>	<b>\$96,210</b>	<b>\$106,210</b>	<b>\$103,059</b>	<b>\$121,902</b>	<b>\$146,225</b>	<b>\$175,296</b>	<b>\$213,586</b>	<b>\$272,622</b>
Reserves Required By Bond Ordinance	\$74,199	\$78,099	\$80,060	\$83,031	\$86,088	\$89,220	\$92,351	\$95,685

## FY 2019-20 Adopted Budget and Multi-Year Capital Plan

### Solid Waste - Collection and Disposal Operations

The Department of Solid Waste Management (DSWM) collects garbage and trash from approximately 340,000 residential customers in the Waste Collection Service Area (WCSA), which includes UMSA and nine municipalities. Twice-per-week automated garbage collection, twice-per-year trash and bulky waste collection and access to 13 Trash and Recycling Centers is provided in the WCSA. The residential recycling collection program serves approximately 350,000 households in the WCSA including nine municipalities through inter-local agreements. DSWM is responsible for disposal of garbage and trash countywide and operates three regional transfer stations, three active landfills and the Resources Recovery facility, along with contracting to utilize private landfills as necessary to maintain landfill capacity.

Projections for collection and disposal activity assume minimal growth in households and in tonnage. Collections from the WCSA represent 37 percent of the total tons disposed for geographic Miami-Dade County, which is estimated to be 1.726 million tons in the FY 2019-20 Adopted Budget. The FY 2019-20 tons are estimated to be one percent higher than the prior year. In addition to collection and disposal operations, revenues generated by fees and charges are used to support the operating landfills, closure of landfills and remediation of closed landfills, ongoing monitoring and equipment through both pay-as-you-go projects and issuance of debt.

The table shown below illustrates the cash flows for both the collection and disposal funds. The current five-year forecast for the Solid Waste Enterprise Fund (System) includes an approved increase of \$20 to the annual residential curbside collection fee to \$484 from \$464. The disposal charges reflect a Consumer Price Index (CPI) increase of 1.3 percent, increasing the contract rate from \$62.67 to \$63.38 per ton, based on the June CPI South All Urban Consumers issued by the United States Bureau of Labor Statistics. It is anticipated that the approved collection fees and continued adjustment of disposal charges based on CPI will sustain existing services through FY 2022-23.

As a result of Hurricane Irma in September 2017, the Department undertook pre-storm hurricane protective measures and, shortly after the storm, began its hurricane recovery efforts with debris removal throughout the WCSA and along County rights-of-way, spending approximately \$160 million. Currently, the Department is pursuing Federal Emergency Management Agency (FEMA) reimbursements to offset approximately 90 percent of the total costs. The Adopted Budget does not include the remaining balance after all expected reimbursements from both FEMA and the State, which will require a one-time adjustment to offset final expenses to be reimbursed.

Collection and Disposal Operations	FY 2018-19	FY 2019-20	FY 2020-21	FY 2021-22	FY 2022-23	FY 2023-24
	Actuals	Future	Future	Future	Future	Future
<b>Revenues</b>						
Collection Fees and Charges	168,391	172,884	176,655	179,285	177,784	174,138
Disposal Fees and Charges	406,660	386,057	384,667	386,896	375,720	382,368
<b>Total Operating Revenues</b>	<b>\$575,051</b>	<b>\$558,941</b>	<b>\$561,322</b>	<b>\$566,181</b>	<b>\$553,503</b>	<b>\$556,506</b>
<b>Expenses</b>						
Collection Operating and Maintenance	155,725	155,445	156,128	159,699	161,097	164,774
Disposal Operating and Maintenance	144,103	146,739	146,533	149,901	152,702	155,521
<b>Total Operating Expenses</b>	<b>\$299,828</b>	<b>\$302,184</b>	<b>\$302,661</b>	<b>\$309,600</b>	<b>\$313,799</b>	<b>\$320,295</b>
Collection Debt Service and Capital	6,190	8,313	9,616	11,024	12,624	13,893
Disposal Debt Service and Capital	37,255	33,987	25,498	39,660	23,198	43,099
<b>Total Non-Operating Expenses</b>	<b>\$43,445</b>	<b>\$42,301</b>	<b>\$35,115</b>	<b>\$50,685</b>	<b>\$35,823</b>	<b>\$56,992</b>
Collection Year End Cash Flow	6,475	9,126	10,911	8,561	4,063	(4,529)
Disposal Year End Cash Flow	225,302	205,330	212,636	197,336	199,820	183,748
<b>Total Non-Operating Expenses</b>	<b>\$231,777</b>	<b>\$214,456</b>	<b>\$223,547</b>	<b>\$205,897</b>	<b>\$203,882</b>	<b>\$179,219</b>

## FY 2019-20 Adopted Budget and Multi-Year Capital Plan

---

### Regional Transportation

The People's Transportation Plan (PTP) half-cent surtax was authorized in November of 2002. The combined PTP and Department of Transportation and Public Works (DTPW) Five Year plan is updated annually, adjusted for actual revenue performance, debt issuances, changes in employee salaries and benefits due to collective bargaining, and other operating expenditures variations. The PTP proforma includes the General Fund subsidy, PTP Surtax, fares, state and federal grants and other local revenues. For the first time this year, PTP Surtax revenue being used to support transit operations is less than the total cost of voter-approved PTP operating expenditures, such as such as the Golden and Patriot Passport program, Metrorail Orange-Line, and fare-free Metromover services. That means the General Fund Maintenance of Effort is subsidizing the PTP activities (\$5 million in FY 2019-20). The table on page 118 summarizes the revenue and expenditure projections for the next five years.

In FY 2019-20, PTP Surtax funding of \$321.762 million (includes PTP Surtax at 100 percent of estimated value, prior year carryover, and interest earning revenues) will be used for the following: DTPW transit services and operations (\$84 million, a reduction of \$11.126 million from the FY 2018-19 allocation), Citizens' Independent Transportation Trust (CITT) board support and oversight of PTP funds (\$2.866 million), municipalities to operate and create local roadway and transportation services (\$67.009 million), roadway and neighborhood pay-as-you-go projects (\$2.674 million), transfer to PTP Capital Expansion Reserve fund (\$11.768 million) debt service and bus lease financing requirements (\$115.396 million) and a transfer to fund planned Strategic Miami Area Rapid Transit Plan (SMART) expenses from available PTP funds (\$38.049 million) net of the Transportation Planning Organization (TPO) Federal Surface Transportation Urban Area (SU) grant fund (\$15.771 million). Additionally, PTP debt proceeds will be used for planned PTP capital activities including \$258.621 million in transit projects, \$33.924 million in roadway projects and \$184.403 million in bus replacement financing.

### **PTP Revenue and Expenses**

After growing at a compounded annual growth rate of 4.1 percent over five years between FY 2012-13 to FY 2017-18, PTP Surtax revenue is projected to grow by three percent in FY 2018-19, generating \$282.861 million. Starting in FY 2019-20, PTP Surtax revenue is expected to grow at an annual rate of three percent to \$291.347 million; this growth rate is anticipated to continue over the next five years.

The PTP expenditures over the next five years include contributions to municipalities at approximately 23 percent of the gross PTP Surtax revenue and funding of on-going CITT administration which grows at 2.5 percent from the FY 2019-20 budget of \$2.866 million. DTPW public works pay-as-you-go expenses grow at three percent from the FY 2019-20 budget of \$2.674 million. The PTP Capital Expansion Reserve fund will support the South Dade Transitway corridor project, the PD&E expenses for the SMART Plan for DTPW and TPO, and the Golden Glades Bike and Pedestrian Connector (\$39.149 million).

Included as part of the five-year plan expenditures, the PTP will continue to meet its current debt service obligations for transit projects (\$371.833 million in total) and public works projects (\$121.781 million in total over the next five years). Also planned over the next five years, additional future debt service payments for future bond proceeds to continue PTP capital projects (\$160.488 million in total). These future debt service expenditures assume capitalized interest for two years beginning with the 2018 issuance and each issuance thereafter. In addition, the five-year plan anticipates financing expenses funded by the PTP Surtax for the replacement of the aging Metrobus fleet (\$172.094 million in total).

## FY 2019-20 Adopted Budget and Multi-Year Capital Plan

---

Finally, after meeting the commitments and obligations above, the PTP Surtax will only support a portion of the PTP-authorized activities in DTPW transit service operation and maintenance over the next three years. It is anticipated that PTP Surtax support will decrease year over year until FY 2021-22, when no PTP Surtax revenue is funding operations, as planned debt service obligations increase and contributions begin for future SMART plan capital projects.

### **DTPW Operations and Capital**

The General Fund contributions in the Pro-Forma have been adjusted from the 2019 Adopted Pro-Forma. As it pertains to revenues for DTPW operations, the plan assumes a series of extraordinary adjustments above the General Fund Maintenance of Effort (MOE) of 3.5 percent beginning in FY 2020-21 (\$113.773 million over five years).

Transit Fare revenues continue to experience significant losses (32 percent from the current year projection to FY 2013-14). Transit Fares receipts are assumed to have bottomed out in FY 2018-19 at \$80.593 million and are anticipated to grow at 0.5 percent starting in FY 2019-20. Included as part of the revenue forecast, a Transit Fare increase of \$0.25 (to \$2.50) will be considered for FY 2020-21 in accordance with the County's CPI Transit Fare increase resolution adopted in FY 2007-08. State Transportation Disadvantaged Trust Fund revenue remains at \$6 million.

The expenditures maintain Metrobus operations at the current year service level, including contracting out with four additional routes. This service level, with no expanded services, is maintained and personnel expenditures are grown at a historical growth factor of 2.5 percent with health insurance, retirement and workers' compensation increases to reflect necessary adjustments to fund self-insurance fund reserves. All other operating expenses have been grown by the estimated Congressional Budget Office inflationary rates. The forecast assumes that DTPW will continue with its multi-year PTP Capital Plan for Transit projects, which includes the replacement of rail vehicles and other improvements and rehabilitation to the existing transit system (\$803.607 million in total) and Public Works projects, which includes the upgrades and enhancements to the Advanced Traffic Management System (ATMS) and various neighborhood roadway improvements (\$92.606 million), all funded through bond proceeds. The Five-Year Plan continues the planned bus replacement of 493 buses that starts in FY 2019-20 and will be completed by FY 2023-24 (\$350.852 million in total).

### **SMART Plan**

The General Fund Maintenance of Effort has been planned to meet the anticipated funding needs of the Department and ensure that the additional annual PTP Surtax funding of \$30 million starting in FY 2022-23 for SMART Plan implementation. Furthermore, additional PTP Surtax funding will be available for the SMART Plan as a result of the flexing of SU grant funds allocated by the TPO. Also, beginning in FY 2019-20, it is planned that funding from the PTP Capital Expansion Reserve fund totaling \$123.742 million will be available to the SMART Plan as well. Finally, the Five-Year plan includes an additional \$14.842 million from dedicated DTPW joint development revenue as required by resolutions R-429-17 and R-774-17 and an additional \$29.246 million from the Transportation Infrastructure Improvement District (TIID) revenues as required by Ordinance 18-8.

## FY 2019-20 Adopted Budget and Multi-Year Capital Plan

### 40-Year PTP and DTPW Pro-Forma

As part of the 40-year plan, it is anticipated that DTPW will continue with a future PTP capital program to improve and upgrade existing transit assets, rehabilitate the new Metrorail vehicle, and rehabilitate and eventually replace the current Metromover vehicle fleet. It plans for a future bus replacement program that replenishes the fleet every ten years. Also, PTP Surtax is expected to provide support for future Transit services and operation as debt obligations are retired. Except for the South Dade Transit Way corridor and the contribution towards the construction of the Aventura Station approved by the Board in November 2019, the 40-year plan does not include a detailed construction schedule for implementing the SMART plan capital projects or future funding to operate the SMART Plan rapid transit corridors. The plan anticipates over \$7.578 billion in nominal dollars to be available over 40 years for the SMART plan (\$856.926 million from PTP Capital Expansion funds, \$973.667 million from TPO Flexed SU Grant funds, \$3.585 billion from Available PTP Surtax funds, \$1.831 billion from TIID funds, \$131.357 million from Transit Joint Development funds, and \$200 million from State and Federal grants). As information becomes available concerning the sequencing and scheduling of implementing the SMART Plan, then the Pro-Forma will be updated and adjusted accordingly.

Revenues (Dollar in Thousands)	2020	2021	2022	2023	2024	2025
<b>Operating Revenues</b>						
Transit Operating Carryover	\$ 1,278	\$ 4,312	\$ 0	\$ 0	\$ 11,019	\$ 20,285
Transit Fares and Fees	83,015	83,430	83,847	84,266	84,687	85,110
Other Transit Revenues	16,288	17,009	17,009	17,192	27,706	18,312
PTP Revenue Fund Carryover	30,315	-	-	-	-	-
PTP Interest Earnings	100	100	100	100	100	100
<b>Grant Funding and Subsidies</b>						
State Disadvantaged Trust Fund Program	7,618	6,952	6,952	6,952	6,952	6,952
<b>Local Revenues</b>						
Countywide General Fund Support (MOE)	207,660	214,928	277,684	318,615	361,075	373,713
Extraordinary Adjustment in General Fund Support	-	53,366	30,157	30,250	-	-
PTP Sales Tax Revenue	291,347	300,087	309,090	318,363	327,914	337,751
<b>Capital Revenues</b>						
PTP Capital Expansion Reserve Fund Carryover	84,401	-	-	-	-	-
DTPW PTP Capital Project Fund Carryover	296,044	3,499	72,604	168,249	69,499	174,631
Planned Future Bond Proceeds	-	300,000	236,000	-	175,000	-
Planned Financing for Bus Replacement Program	184,403	51,729	2,737	2,726	2,720	2,711
FTA Capital Grant	33,869	49,179	16,952	-	-	-
State Capital Grant	33,869	49,179	16,952	-	-	-
<b>Fund Transfers</b>						
PTP Capital Expansion from PTP Revenue	11,768	7,827	8,161	6,398	5,187	5,947
Transit Operating from PTP Revenue	84,000	35,152	14,643	-	-	-
<b>Smart Plan Revenues</b>						
SMART Plan Carryover	-	34,698	27,081	90,115	161,125	235,041
Transfer from PTP Revenue from swapped TPO SU Grant Funds	15,771	23,896	32,000	32,000	30,000	30,000
Transfer Plan from Available PTP Revenue Funds	38,049	20,695	43,788	42,125	30,769	37,143
Transfer Plan from Capital Expansion	96,169	7,827	8,161	6,398	5,187	5,947
Transfer Plan from Dedicated Transit Joint Development Revenue	1,078	721	721	904	11,418	2,024
Transfer Plan from Transportation Infrastructure Improvement Dist	10,784	2,623	3,615	7,076	10,953	16,592
<b>Total Revenues</b>	<b>\$1,527,826</b>	<b>\$1,267,209</b>	<b>\$1,208,254</b>	<b>\$1,131,729</b>	<b>\$1,321,311</b>	<b>\$1,352,259</b>

## FY 2019-20 Adopted Budget and Multi-Year Capital Plan

Expenses (Dollar in Thousands)	2020	2021	2022	2023	2024	2025
<b>DTPW Operating Expenses</b>						
Transit Operating Expense, net of reimbursements	\$ 389,408	\$ 409,367	\$ 424,510	\$ 440,291	\$ 454,675	\$ 469,284
<b>Capital Expenses</b>						
PTP Capital Expansion Reserve Expenses	6,008	2,224	1,500	1,500	-	-
DTPW Transit PTP Capital Projects Fund Expenses	258,621	193,278	126,023	94,554	67,331	51,300
DTPW Public Works PTP Capital Projects Fund Expenses	33,924	37,617	14,332	4,196	2,537	-
Planned Bus Replacement Purchases	184,403	51,729	2,737	2,726	2,720	2,711
<b>Debt Service/Financing Expenses</b>						
Current PTP Debt Service for Transit	74,909	74,905	74,009	74,007	74,003	73,994
Current PTP Debt Service for Public Works	24,716	24,716	24,117	24,118	24,114	24,113
Future DTPW PTP Debt Service	-	27,326	27,326	52,093	71,576	71,576
Future Financing for Future Bus Replacement Program	15,771	34,854	40,207	40,490	40,772	41,053
<b>TPO Reimbursement</b>						
Reimbursement from TPO Flexed SU grant	(15,771)	(23,896)	(32,000)	(32,000)	(30,000)	(30,000)
<b>Transfer Out</b>						
Municipal Contributions, includes new cities	67,009	69,020	71,091	73,224	75,420	77,683
SFRTA Contribution	4,235	4,235	4,235	4,235	4,235	4,235
<b>Transfer to County Departments/Programs</b>						
Transfer to Office of the CITT	2,866	2,938	3,011	3,086	3,163	3,242
Transfer to Public Works Pay as You Go Projects	2,674	2,754	2,837	2,922	3,010	3,100
Transfer from PTP Revenue to Transit Operating	84,000	35,152	14,643	-	-	-
<b>Intrafund Transfers</b>						
Transfer from PTP Revenue to PTP Capital Expansion	11,768	7,827	8,161	6,398	5,187	5,947
Transfer to Transit Debt Service for Non-PTP Debt	826	826	826	826	826	826
<b>Contributions to the SMART Plan</b>						
PTP Capital Expansion Reserve Fund	96,169	7,827	8,161	6,398	5,187	5,947
PTP Revenue Fund from swapped TPO SU Grant Funds	15,771	23,896	32,000	32,000	30,000	30,000
PTP Revenue Fund from Available Funds	38,049	20,695	43,788	42,125	30,769	37,143
Transit Operating Fund Dedicated Joint Development Revenue	1,078	721	721	904	11,418	2,024
<b>South Dade Transit Way Corridor Expenditures</b>						
Capital Expenditures	95,260	145,600	50,855	-	-	-
Operating Expenditures, Net of Revenue	-	-	2,681	12,187	10,984	11,247
Capital Renewal and Replacement (State of Good Repair)	-	-	-	-	-	-
<b>SMART Plan Capital Expenses</b>						
Capital Expenditures	93,623	13,913	4,119	3,806	3,427	3,444
<b>Planned End of Year Carryover</b>						
SMART Plan End of Year Balance	34,698	27,081	90,115	161,125	235,041	312,056
PTP Revenue Fund End of Year Balance	-	-	-	-	-	-
PTP Capital Expansion Reserve Fund End of Year Balance	-	-	-	-	-	-
DTPW Transit Operating Fund End of Year Balance	4,312	0	0	11,019	20,285	28,003
DTPW PTP Capital Projects Fund End of Year Balance	3,499	72,604	168,249	69,499	174,631	123,331
<b>Total Expenses</b>	<b>\$ 1,527,826</b>	<b>\$ 1,267,209</b>	<b>\$ 1,208,254</b>	<b>\$ 1,131,729</b>	<b>\$ 1,321,311</b>	<b>\$ 1,352,259</b>

**This page intentionally left blank.**



# ADOPTED BUDGET ORDINANCE APPROPRIATION SCHEDULES



Approved \_\_\_\_\_ Mayor  
Veto \_\_\_\_\_  
Override \_\_\_\_\_

Agenda Item A

ORDINANCE NO. 19-83

ORDINANCE APPROVING, ADOPTING AND RATIFYING THE MILLAGE FOR COUNTYWIDE GENERAL FUND OPERATING PURPOSES FOR THE FISCAL YEAR COMMENCING OCTOBER 1, 2019 AND ENDING SEPTEMBER 30, 2020; LEVYING ALL TAXES SO PROVIDED; PROVIDING SEVERABILITY, EXCLUSION FROM THE CODE AND AN EFFECTIVE DATE

BE IT ORDAINED, BY THE BOARD OF COUNTY COMMISSIONERS OF MIAMI-DADE COUNTY, FLORIDA:

Section 1. In compliance with the provisions of the Home Rule Charter and Chapter 200, Florida Statutes, as amended, the Board of County Commissioners determines that the total millage to be levied in order to raise the amounts required by the Countywide General Fund Budget for County operating purposes as provided in said Budget for the 2019-20 fiscal year is 4.6669 mills on the dollar of taxable value of all property in Miami-Dade County, Florida, and such millage is hereby ratified, confirmed and approved in every particular. This millage is 4.73 percent above the state-defined rolled-back rate of 4.456 mills, computed pursuant to section 200.065(1), Florida Statutes.

Section 2. All taxes hereinabove described are hereby levied.

Section 3. If any section, subsection, sentence, clause or provision of this ordinance is held invalid, the remainder of this ordinance shall not be affected by such invalidity.

Section 4. The provisions of this ordinance shall become effective ten (10) days after the date of enactment unless vetoed by the Mayor, and if vetoed, shall become effective only upon override by this Board.

Section 5. It is the intention of the Board of County Commissioners and it is hereby ordained that the provisions of this ordinance shall be excluded from the Code of Miami-Dade County.

PASSED AND ADOPTED: September 19, 2019

Approved by County Attorney as  
to form and legal sufficiency. APW

ORD/ITEM A Proposed

STATE OF FLORIDA            )  
  ) SS:  
COUNTY OF MIAMI-DADE    )

I, HARVEY RUVIN, Clerk of the Circuit and County Courts, in and for Miami-Dade County, Florida, and Ex-Officio Clerk of the Board of County Commissioners of said county, DO HEREBY CERTIFY that the above and foregoing is a true and correct copy of Ordinance 19-83 , adopted by the said Board of County Commissioners at its meeting held on September 19, 2019 , as appears of record.

IN WITNESS WHEREOF, I have hereunto set my hand and official seal on this 30th day of September, A.D., 2019 .

**HARVEY RUVIN**, Clerk  
Board of County Commissioners  
Miami-Dade County, Florida



By: \_\_\_\_\_  
Deputy Clerk

SEAL



Approved \_\_\_\_\_ Mayor  
Veto \_\_\_\_\_  
Override \_\_\_\_\_

Agenda Item B

ORDINANCE NO. 19-84

ORDINANCE APPROVING, ADOPTING AND RATIFYING THE MILLAGE FOR COUNTYWIDE BONDED DEBT SERVICE FOR THE FISCAL YEAR COMMENCING OCTOBER 1, 2019 AND ENDING SEPTEMBER 30, 2020; LEVYING ALL TAXES SO PROVIDED; PROVIDING SEVERABILITY, EXCLUSION FROM THE CODE AND AN EFFECTIVE DATE

BE IT ORDAINED, BY THE BOARD OF COUNTY COMMISSIONERS OF MIAMI-DADE COUNTY, FLORIDA:

Section 1. In compliance with the provisions of the Home Rule Charter and Chapter 200, Florida Statutes, as amended, the Board of County Commissioners determines that the total millage to be levied in order to raise the amounts required for Countywide bonded debt service purposes for the 2019-20 fiscal year is fixed at 0.478 mills on the dollar of taxable value of all property in Miami-Dade County, Florida, and such millage is hereby ratified, confirmed, and approved in every particular.

Section 2. All taxes hereinabove described are hereby levied.

Section 3. If any section, subsection, sentence, clause or provision of this ordinance is held invalid, the remainder of this ordinance shall not be affected by such invalidity.

Section 4. The provisions of this ordinance shall become effective ten (10) days after the date of enactment unless vetoed by the Mayor, and if vetoed, shall become effective only upon override by this Board.

Section 5. It is the intention of the Board of County Commissioners and it is hereby ordained that the provisions of this ordinance shall be excluded from the Code of Miami-Dade County.

PASSED AND ADOPTED: September 19, 2019

Approved by County Attorney as APW  
to form and legal sufficiency.

ORD/ITEM B Proposed

STATE OF FLORIDA            )  
  ) SS:  
COUNTY OF MIAMI-DADE    )

I, HARVEY RUVIN, Clerk of the Circuit and County Courts, in and for Miami-Dade County, Florida, and Ex-Officio Clerk of the Board of County Commissioners of said county, DO HEREBY CERTIFY that the above and foregoing is a true and correct copy of Ordinance 19-84 , adopted by the said Board of County Commissioners at its meeting held on September 19, 2019 , as appears of record.

IN WITNESS WHEREOF, I have hereunto set my hand and official seal on this 30th day of September, A.D., 2019.

**HARVEY RUVIN**, Clerk  
Board of County Commissioners  
Miami-Dade County, Florida

SEAL



By: \_\_\_\_\_  
Deputy Clerk

Approved \_\_\_\_\_ Mayor  
Veto \_\_\_\_\_  
Override \_\_\_\_\_

Agenda Item C  
Amended

ORDINANCE NO. 19-85

ORDINANCE APPROVING AND ADOPTING THE COUNTYWIDE GENERAL FUND BUDGET FOR MIAMI-DADE COUNTY, FLORIDA, FOR THE FISCAL YEAR COMMENCING OCTOBER 1, 2019 AND ENDING SEPTEMBER 30, 2020; PROVIDING A SHORT TITLE; INCORPORATING THE FISCAL YEAR 2019-20 PROPOSED BUDGET AS AMENDED; APPROPRIATING ALL BUDGETED REVENUES AND EXPENDITURES; AUTHORIZING THE INVESTMENT OF COUNTY FUNDS IN THE TIME WARRANTS OF MIAMI-DADE COUNTY; AUTHORIZING THE TRANSFER OF FUNDS AS CASH ADVANCES PENDING RECEIPT OF TAXES OR OTHER REVENUES; AUTHORIZING DEPOSIT OF INTEREST EARNED TO THE GENERAL FUND; RATIFYING AND APPROVING IMPLEMENTING ORDERS AND OTHER ACTIONS OF THE BOARD WHICH SET FEES, RATES, AND CHARGES; AUTHORIZING FEES, RATES, AND CHARGES CONSISTENT WITH APPROPRIATIONS, AND PROVIDING FOR THEIR AMENDMENT; AUTHORIZING THE MAYOR OR MAYOR'S DESIGNEE TO NEGOTIATE AND EXECUTE CERTAIN FUNDING AGREEMENTS; WAIVING FOR FISCAL YEAR 2019-20, PROVISIONS OF SECTION 2-1799(F)1 OF THE CODE OF MIAMI-DADE COUNTY, FLORIDA ("CODE") RELATED TO THE DISPOSITION OF UNALLOCATED CARRYOVER FUNDING IN THE COUNTYWIDE GENERAL FUND BUDGET AND PROVISIONS OF THE CODE AND RESOLUTIONS REQUIRING EXECUTION OF COUNTY AFFIDAVITS FOR NON-PROFITS RECEIVING CERTAIN COUNTY FUNDING; AMENDING, WAIVING OR RESCINDING, IF NECESSARY, VARIOUS SECTIONS OF THE CODE, APPLICABLE IMPLEMENTING ORDERS, AND OTHER LEGISLATIVE ENACTMENTS TO CONFORM SUCH ENACTMENTS TO THE FISCAL YEAR 2019-20 BUDGET; SUPERSEDING CONFLICTING PROVISIONS OF PRIOR LEGISLATIVE ENACTMENTS; AND PROVIDING SEVERABILITY, EXCLUSION FROM THE CODE AND AN EFFECTIVE DATE

BE IT ORDAINED, BY THE BOARD OF COUNTY COMMISSIONERS OF MIAMI-DADE COUNTY, FLORIDA:

Section 1. This ordinance shall be known and may be cited as the "Fiscal Year 2019-20 Miami-Dade County Countywide Budget Ordinance."

Section 2. Pursuant to section 5.03(B) of the Home Rule Charter, the County Mayor has recommended a proposed budget for Miami-Dade County, Florida, for the fiscal

year commencing October 1, 2019. Said proposed budget document as submitted to the Board of County Commissioners (“Board”) is incorporated herein by reference and is amended to include: (a) all of the applicable changes contained in this ordinance; and (b) the changes contained in the September 5, 2019 memorandum entitled “Information for First Budget Hearing – FY 2019-20 Proposed Budget”, as such memorandum was amended to correct the total value of adjustments stated on the third paragraph of page one from \$4.609 million to \$4.909 million and correct the reference to legislation authorizing community-based allocations stated on the second paragraph of page three from Resolution R-324-17 to Ordinance No. 17-59, the changes contained in the September 19, 2019 memorandum entitled “Information for Second Budget Hearing – FY 2019-20 Proposed Budget”, and as amended to include , and , which changes are noted on the version attached hereto.

Section 3. The Countywide General Fund budget, including the five-year financial plan contained therein, as amended as set forth in this ordinance, is hereby approved and adopted, and the budgeted revenues and expenditures therein are hereby appropriated. Department expenditure allocations established by the County Mayor as revised and summarized in the attached budget are adopted as limitations of all expenditures, except as hereinafter provided, and appropriations have been hereby provided for outstanding indebtedness for the payment of vouchers that have been incurred in the current or prior year, but are not expected to be paid until the commencement of the new fiscal year. Receipts from sources not anticipated in the attached budget may be appropriated and expended by ordinance duly enacted by the Board in accordance with section 129.06(2)(d), Florida Statutes, and section 1.02(A) of the Miami-Dade County Home Rule Charter. Adjustments within the same fund to departmental appropriations made in the attached budget may be approved from time to time by motion duly adopted by the Board in accordance with section 129.06(2)(a), Florida Statutes, and sections 2-1792 through 2-1800A of the Code of Miami-Dade County, Florida (“Code”). The Director of the Office of Management and Budget is authorized to approve adjustments to expenditure

code allocations within the limit of the departmental or other appropriations made in the attached budget. All adjustments made in accordance with this ordinance are approved and ratified.

Section 4. Pursuant to the authority of Chapter 8015, Special Acts of Florida, 1919, which authorizes the Board to borrow money and to issue time warrants, and pursuant to the authority of section 129.02(5), Florida Statutes, which permits funds of the County to be invested in securities of the federal government and of the local governments in Florida, or both, the Finance Director is hereby authorized to invest these monies in the time warrants of Miami-Dade County, Florida.

Section 5. As provided in section 5.03(C) of the Home Rule Charter, the Board hereby authorizes the transfer of any portion of the earnings or balance of the several funds, other than sinking funds for obligations not yet retired, to the general funds of the County, provided that such transfer be deemed a cash advance to meet operating and other expenses approved by the Board, and that all such advances shall be reimbursed before the end of the fiscal year upon receipt of adequate tax or other appropriate revenues. Provided, however, that this section in no way limits or restricts the power of the Board to transfer any unencumbered appropriation balance, or any portion thereof, from one department, fund or agency to another as provided by law pursuant to section 5.03(C) of the Home Rule Charter.

Section 6. The Finance Director, pursuant to section 5.03(C) of the Home Rule Charter, is hereby authorized to deposit to the accounts of the General Fund any interest on deposits earned or accrued to the benefit of any trust funds, revolving accounts, working capital reserves or other funds held in trust by Miami-Dade County, unless specifically prohibited from doing so by trust or other agreements.

Section 7. The provisions of section 2-1799(f)1 of the Code requiring that 50 percent of the unallocated carryover funds in the Countywide general fund budget be allocated to the Capital Outlay Reserve fund in the fiscal year following the fiscal year the

funds were identified to support County services, are waived for Fiscal Year 2019-20 to permit the use of carryover funds in the Countywide general fund budget that remain unallocated as of September 30, 2019 for appropriation to the Fiscal Year 2019-20 Budget as approved by the Board.

Section 8. All Implementing Orders, as amended hereby, other actions of the Board setting fees, rates, and charges, and fees, rates, and charges consistent with appropriations adopted herein, are hereby ratified, confirmed and approved, and may be amended by resolution adopted by the Board during the fiscal year.

Section 9. The Mayor or the Mayor's designee is hereby authorized to negotiate and execute agreements, in the form approved by the County Attorney, for funding allocations for community-based organizations, state agencies, non-profit organizations that operate County facilities, and Mom and Pop Program participants approved in this ordinance as a result of a request for proposals, other formal selection process, or individual allocations approved by the Board, including for on-going recovery and repair work resulting from natural disasters.

Section 10. Notwithstanding any other provision of the Code or any resolution or implementing order to the contrary, non-profit entities awarded grants of County monies from Elected Officials Discretionary Reserve, County Services Reserve, Commission office funds or Mom and Pop Program funds shall not be required to complete affidavits of compliance with the various policies or requirements applicable to entities contracting or transacting business with the County.

Section 11. Unless otherwise prohibited by law, this ordinance shall supersede all enactments of this Board including, but not limited to, ordinances, resolutions, implementing orders, regulations, rules, and provisions of the Code in conflict herewith.

Section 12. If any section, subsection, sentence, clause or provision of this ordinance is held invalid, the remainder of this ordinance shall not be affected by such invalidity.

Section 13. It is the intention of the Board and it is hereby ordained that the provisions of this ordinance shall be excluded from the Code.

Section 14. The provisions of this ordinance shall become effective ten (10) days after the date of enactment unless vetoed by the Mayor, and if vetoed, shall become effective only upon an override by this Board. In the event all or any particular component of this ordinance are vetoed, the remaining components, if any, shall become effective ten (10) days after the date of enactment and the components vetoed shall become effective only upon override by this Board.

PASSED AND ADOPTED:

Approved by County Attorney as APW  
to form and legal sufficiency.

ORD/ITEM C Adopted

## COUNTYWIDE GENERAL FUND REVENUE

	<b>Net*</b> <b>2019-20</b> <b><u>Budget</u></b>
<b><u>TAXES</u></b>	
General Property Tax (Tax Roll: \$308,641,457,718)	\$1,368,378,000
Local Option Gas Tax	45,292,000
Ninth Cent Gas Tax	<u>11,549,000</u>
Subtotal	<u>\$1,425,219,000</u>
<b><u>OCCUPATIONAL LICENSES</u></b>	
Business Taxes	<u>\$4,104,000</u>
Subtotal	<u>\$4,104,000</u>
<b><u>INTERGOVERNMENTAL REVENUES</u></b>	
State Sales Tax	\$59,681,000
State Revenue Sharing	66,937,000
Gasoline and Motor Fuels Tax	13,500,000
Alcoholic Beverage Licenses	871,000
Secondary Roads	500,000
Race Track Revenue	500,000
State Insurance Agent License Fee	<u>464,000</u>
Subtotal	<u>\$142,453,000</u>
<b><u>CHARGES FOR SERVICES</u></b>	
Sheriff and Police Fees	\$1,600,000
Other	<u>500,000</u>
Subtotal	<u>\$2,100,000</u>
<b><u>INTEREST INCOME</u></b>	
Interest	<u>\$12,981,000</u>
Subtotal	<u>\$12,981,000</u>

**COUNTYWIDE GENERAL FUND REVENUE (cont'd)**

	<b>Net*</b> <b>2019-20</b> <b><u>Budget</u></b>
<b><u>OTHER</u></b>	
Administrative Reimbursements	\$54,760,000
Miscellaneous	<u>5,080,000</u>
Subtotal	<u>\$59,840,000</u>
<b><u>TRANSFERS</u></b>	
Transfers	<u>\$1,430,000</u>
Subtotal	<u>\$1,430,000</u>
<b><u>CASH CARRYOVER</u></b>	
Cash Carryover	<u>\$30,410,000</u>
Subtotal	<u>\$30,410,000</u>
Total	<u>\$1,678,537,000</u>

\* All anticipated receipts have been adjusted as necessary in accordance with Chapter 129.01(2)(b) of the Florida Statutes.

## COUNTYWIDE GENERAL FUND EXPENDITURES

	<b><u>2019-20 Budget</u></b>
Office of the Mayor	3,677,000
Board of County Commissioners (BCC)	19,522,000
County Attorney	14,853,000
Clerk of Court	5,933,000
Corrections and Rehabilitation	376,188,000
Judicial Administration	30,097,000
Juvenile Services	14,330,000
Legal Aid	2,474,000
Medical Examiner	13,567,000
Miami-Dade Fire Rescue	35,453,000
Miami-Dade Police	222,514,000
Non-departmental - Public Safety	9,840,000
Transportation and Public Works	226,889,000
Non-departmental - Transportation	4,979,000
Cultural Affairs	12,909,000
Park, Recreation and Open Spaces	48,099,000
Non-departmental - Recreation and Culture	7,260,000
Animal Services	17,368,000
Solid Waste Management	11,137,000
Non-departmental - Neighborhood and Infrastructure	1,971,000
Community Action and Human Services	32,727,000
Public Housing and Community Development	262,000
Public Health Trust	213,259,000
Non-departmental - Health and Human Services	46,671,000
Miami-Dade Economic Advocacy Trust	927,000
Regulatory and Economic Resources	2,747,000
Non-departmental - Economic Development	68,767,000
Audit and Management Services	2,161,000
Commission on Ethics and Public Trust	2,461,000
Communications	8,723,000
Elections	30,804,000
Human Resources	6,276,000
Information Technology Department	2,497,000
Inspector General	1,631,000
Internal Services Department	44,966,000
Management and Budget	4,619,000
Property Appraisal	42,044,000
Non-departmental - General Government	87,935,000
 Total	 <b><u>\$1,678,537,000</u></b>

*\*Schedule incorporates first and second change memo recommendations, including but not limited to, technical adjustments.*

STATE OF FLORIDA                    )  
  )  
COUNTY OF MIAMI-DADE         )

SS:

I, **HARVEY RUVIN**, Clerk of the Circuit and County Court in and for Miami-Dade County, Florida and Ex-Officio Clerk of the Board of County Commissioners of Said County, **Do Hereby Certify** that the above and foregoing is a true and correct copy of Ordinance No. 19-85 adopted by said board of County Commissioners at its meeting held on September 19, 2019 , as appears of record.

IN WITNESS WHEREOF, I have hereunto set my hand and official seal on this 4<sup>th</sup> day of October, A.D. 2019.

**HARVEY RUVIN**, Clerk  
Board of County Commissioners  
Miami-Dade County, Florida

By  \_\_\_\_\_  
Deputy Clerk



Board of County Commissioners  
Miami-Dade County, Florida

Approved \_\_\_\_\_ Mayor  
Veto \_\_\_\_\_  
Override \_\_\_\_\_

Agenda Item D

ORDINANCE NO. 19-86

ORDINANCE APPROVING, ADOPTING AND RATIFYING THE MILLAGE FOR UNINCORPORATED MUNICIPAL SERVICE AREA OPERATING PURPOSES FOR THE FISCAL YEAR COMMENCING OCTOBER 1, 2019 AND ENDING SEPTEMBER 30, 2020; LEVYING ALL TAXES SO PROVIDED; PROVIDING SEVERABILITY, EXCLUSION FROM THE CODE AND AN EFFECTIVE DATE

BE IT ORDAINED, BY THE BOARD OF COUNTY COMMISSIONERS OF MIAMI-DADE COUNTY, FLORIDA:

Section 1. In compliance with the provisions of the Home Rule Charter and Chapter 200, Florida Statutes, as amended, the Board of County Commissioners determines that the total millage to be levied in order to raise the amounts required by the Unincorporated Municipal Service Area Budget for Unincorporated Municipal Service Area for operating purposes as provided in said Budget for the 2019-20 fiscal year is 1.9283 mills on the dollar of taxable value of all property within the Unincorporated Municipal Service Area in Miami-Dade County, Florida, and such millage is hereby ratified, confirmed and approved in every particular. This millage is 7.21 percent above the state-defined rolled-back rate of 1.7986 mills, computed pursuant to section 200.065(1), Florida Statutes.

Section 2. All taxes hereinabove described are hereby levied.

Section 3. If any section, subsection, sentence, clause or provision of this ordinance is held invalid, the remainder of this ordinance shall not be affected by such invalidity.

Section 4. The provisions of this ordinance shall become effective ten (10) days after the date of enactment unless vetoed by the Mayor, and if vetoed, shall become effective only upon override by this Board.

Section 5. It is the intention of the Board of County Commissioners and it is hereby ordained that the provisions of this ordinance shall be excluded from the Code of Miami-Dade County.

PASSED AND ADOPTED: September 19, 2019

Approved by County Attorney as  
to form and legal sufficiency. APW

ORD/ITEM D Proposed

STATE OF FLORIDA            )  
  ) SS:  
COUNTY OF MIAMI-DADE    )


I, HARVEY RUVIN, Clerk of the Circuit and County Courts, in and for Miami-Dade County, Florida, and Ex-Officio Clerk of the Board of County Commissioners of said county, DO HEREBY CERTIFY that the above and foregoing is a true and correct copy of Ordinance 19-86 , adopted by the said Board of County Commissioners at its meeting held on September 19, 2019 , as appears of record.

IN WITNESS WHEREOF, I have hereunto set my hand and official seal on this 30th day of September, A.D., 2019 .

**HARVEY RUVIN**, Clerk  
Board of County Commissioners  
Miami-Dade County, Florida

SEAL



By:   
\_\_\_\_\_ Deputy Clerk

**OFFICIAL FILE COPY  
CLERK OF THE BOARD  
OF COUNTY COMMISSIONERS  
MIAMI-DADE COUNTY, FLORIDA**

Approved \_\_\_\_\_ Mayor  
Veto \_\_\_\_\_  
Override \_\_\_\_\_

Agenda Item E  
Amended

ORDINANCE NO. 19-87

ORDINANCE APPROVING AND ADOPTING THE UNINCORPORATED MUNICIPAL SERVICE AREA FUND BUDGET FOR MIAMI-DADE COUNTY, FLORIDA, FOR THE FISCAL YEAR COMMENCING OCTOBER 1, 2019 AND ENDING SEPTEMBER 30, 2020; PROVIDING A SHORT TITLE; INCORPORATING THE FISCAL YEAR 2019-20 PROPOSED BUDGET AS AMENDED; APPROPRIATING ALL BUDGETED REVENUES AND EXPENDITURES; AUTHORIZING THE INVESTMENT OF COUNTY FUNDS IN THE TIME WARRANTS OF MIAMI-DADE COUNTY; AUTHORIZING THE TRANSFER OF FUNDS AS CASH ADVANCES PENDING RECEIPT OF TAXES OR OTHER REVENUES; AUTHORIZING DEPOSIT OF INTEREST EARNED TO THE GENERAL FUND; RATIFYING AND APPROVING IMPLEMENTING ORDERS AND OTHER ACTIONS OF THE BOARD WHICH SET FEES, RATES, AND CHARGES; AUTHORIZING FEES, RATES, AND CHARGES CONSISTENT WITH APPROPRIATIONS, AND PROVIDING FOR THEIR AMENDMENT; RECOGNIZING AND CONTINUING THE UNINCORPORATED MUNICIPAL SERVICE AREA; AUTHORIZING THE MAYOR OR MAYOR'S DESIGNEE TO NEGOTIATE AND EXECUTE CERTAIN FUNDING AGREEMENTS; WAIVING FOR FISCAL YEAR 2019-20 PROVISIONS OF SECTION 2-1799(F)1 OF THE CODE OF MIAMI-DADE COUNTY, FLORIDA ("CODE") RELATED TO THE DISPOSITION OF UNALLOCATED CARRYOVER FUNDING IN THE UNINCORPORATED MUNICIPAL SERVICES AREA GENERAL FUND BUDGET, AND PROVISIONS OF THE CODE AND RESOLUTIONS REQUIRING EXECUTION OF COUNTY AFFIDAVITS FOR NON-PROFITS RECEIVING CERTAIN COUNTY FUNDING; AMENDING, WAIVING OR RESCINDING, IF NECESSARY, VARIOUS SECTIONS OF THE CODE, APPLICABLE IMPLEMENTING ORDERS, AND OTHER LEGISLATIVE ENACTMENTS TO CONFORM SUCH ENACTMENTS TO THE FISCAL YEAR 2019-20 BUDGET; SUPERSEDING CONFLICTING PROVISIONS OF PRIOR LEGISLATIVE ENACTMENTS; PROVIDING SEVERABILITY, EXCLUSION FROM THE CODE AND AN EFFECTIVE DATE

BE IT ORDAINED, BY THE BOARD OF COUNTY COMMISSIONERS OF MIAMI-DADE COUNTY, FLORIDA:

Section 1. This ordinance shall be known and may be cited as the "Fiscal Year 2019-20 Miami-Dade County Unincorporated Municipal Service Area Budget Ordinance".

Section 2. Pursuant to section 5.03(B) of the Home Rule Charter, the County Mayor has recommended a proposed budget for Miami-Dade County, Florida, for the fiscal

year commencing October 1, 2019. Said proposed budget document as submitted to the Board of County Commissioners (“Board”) is incorporated herein by reference and is amended to include: (a) all of the applicable changes contained in this ordinance; and (b) the changes contained in the September 5, 2019 memorandum entitled “Information for First Budget Hearing – FY 2019-20 Proposed Budget, as such memorandum was amended to correct the total value of adjustments stated on the third paragraph of page one from \$4.609 million to \$4.909 million and correct the reference to legislation authorizing community-based allocations stated on the second paragraph of page three from Resolution R-324-17 to Ordinance No. 17-59 and the changes contained in the September 19, 2019 memorandum entitled “Information for Second Budget Hearing – FY 2019-20 Proposed Budget”, as amended to include , and which changes are noted on the version attached hereto.

Section 3. The Unincorporated Municipal Service Area budget, including the five-year financial plan contained therein, as amended as set forth in this ordinance, is hereby approved and adopted, and the budgeted revenues and expenditures therein are hereby appropriated. Department expenditure allocations established by the County Mayor as revised and summarized in the attached budget are adopted as limitations of all expenditures, except as hereinafter provided, and appropriations have been hereby provided for outstanding indebtedness for the payment of vouchers that have been incurred in the current or prior year, but are not expected to be paid until the commencement of the new fiscal year. Receipts from sources not anticipated in the attached budget may be appropriated and expended by ordinance duly enacted by the Board in accordance with section 129.06(2)(d), Florida Statutes, and section 1.02(A) of the Miami-Dade County Home Rule Charter. Adjustments within the same fund to departmental appropriations made in the attached budget may be approved from time to time by motion duly adopted by the Board in accordance with section 129.06(2)(a), Florida Statutes, and sections 2-1792 through 2-1800A of the Code of Miami-Dade County, Florida (“Code”). The Director of the Office of Management and Budget is

authorized to approve adjustments to expenditure code allocations within the limit of the departmental or other appropriations made in the attached budget. All adjustments made in accordance with this ordinance are approved and ratified.

Section 4. Pursuant to the authority of Chapter 8015, Special Acts of Florida, 1919, which authorizes the Board to borrow money and to issue time warrants, and pursuant to the authority of section 129.02(5), Florida Statutes, which permits funds of the County to be invested in securities of the federal government and of the local governments in Florida, or both, the Finance Director is hereby authorized to invest these monies in the time warrants of Miami-Dade County, Florida.

Section 5. As provided in section 5.03(C) of the Home Rule Charter, the Board hereby authorizes the transfer of any portion of the earnings or balance of the several funds, other than sinking funds, for obligations not yet retired, to the general funds of the County provided that such transfer be deemed a cash advance to meet operating and other expenses approved by the Board, and that all such advances shall be reimbursed before the end of the fiscal year upon receipt of adequate tax or other appropriate revenues. Provided, however, that this section in no way limits or restricts the power of the Board to transfer any unencumbered appropriation balance, or any portion thereof, from one department, fund or agency to another as provided by law pursuant to section 5.03(C) of the Home Rule Charter.

Section 6. The Finance Director, pursuant to section 5.03(C) of the Home Rule Charter, is hereby authorized to deposit to the accounts of the General Fund any interest on deposits earned or accrued to the benefit of any trust funds, revolving accounts, working capital reserves or other funds held in trust by Miami-Dade County, unless specifically prohibited from doing so by trust or other agreements.

Section 7. The provisions of section 2-1799(f)1 of the Code requiring that 50 percent of the unallocated carryover funds in the Unincorporated Municipal Service Area general fund budget be allocated to the Capital Outlay Reserve fund in the fiscal year following

the fiscal year the funds were identified to support County services, are waived for Fiscal Year 2019-20 to permit the use of carryover funds in the Unincorporated Municipal Service Area general fund budget that remain unallocated as of September 30, 2019 for appropriation to the Fiscal Year 2019-20 Budget as approved by the Board.

Section 8. All Implementing Orders, as amended hereby, other actions of the Board setting fees, rates, and charges, and fees, rates, and charges consistent with appropriations adopted herein, are hereby ratified, confirmed and approved, and may be amended by resolution adopted by the Board during the fiscal year.

Section 9. The Unincorporated Municipal Service Area is hereby recognized and continued. All funds budgeted for this area are provided by general taxes and other revenue related to this area.

Section 10. The Mayor or the Mayor's designee is hereby authorized to negotiate and execute agreements, in the form approved by the County Attorney, for funding allocations for community-based organizations, state agencies, and non-profit organizations that operate County facilities approved in this ordinance as a result of a request for proposals, other formal selection process, or individual allocations approved by the Board, including for on-going recovery and repair work resulting from natural disasters.

Section 11. Notwithstanding any other provision of the Code or any resolution or implementing order to the contrary, non-profit entities awarded grants of County monies from Elected Officials Discretionary Reserve, County Services Reserve, Commission office funds shall not be required to complete affidavits of compliance with the various policies or requirements applicable to entities contracting or transacting business with the County.

Section 12. Unless otherwise prohibited by law, this ordinance shall supersede all prior enactments of the Board, including, but not limited to, ordinances, resolutions, implementing orders, regulations, rules, and provisions of the Code in conflict herewith.

Section 13. If any section, subsection, sentence, clause or provision of this ordinance is held invalid, the remainder of this ordinance shall not be affected by such invalidity.

Section 14. It is the intention of the Board and it is hereby ordained that the provisions of this ordinance shall be excluded from the Code.

Section 15. The provisions of this ordinance shall become effective ten (10) days after the date of enactment unless vetoed by the Mayor, and if vetoed, shall become effective only upon override by this Board. In the event all or any particular component of this ordinance are vetoed, the remaining components, if any, shall become effective ten (10) days after the date of enactment and the components vetoed shall become effective only upon override by this Board.

PASSED AND ADOPTED:

Approved by County Attorney as  
to form and legal sufficiency. APW

ORD/ITEM E Adopted

**UNINCORPORATED MUNICIPAL SERVICE AREA  
GENERAL FUND REVENUE**

	<b><u>NET*</u> <u>2019-20</u> <u>BUDGET</u></b>
<b><u>TAXES</u></b>	
General Property Tax (Tax Roll: \$82,361,962,711)	\$150,877,000
Utility Tax	97,449,000
Communications Services Tax	<u>28,019,000</u>
Subtotal	<u>\$276,345,000</u>
 <b><u>OCCUPATIONAL LICENSES</u></b>	
Business Taxes	<u>\$1,296,000</u>
Subtotal	<u>\$1,296,000</u>
 <b><u>INTERGOVERNMENTAL REVENUES</u></b>	
State Sales Tax	\$113,539,000
State Revenue Sharing	48,210,000
Alcoholic Beverage Licenses	<u>275,000</u>
Subtotal	<u>\$162,024,000</u>
 <b><u>CHARGES FOR SERVICES</u></b>	
Sheriff and Police Fees	<u>\$3,400,000</u>
Subtotal	<u>\$3,400,000</u>
 <b><u>INTEREST INCOME</u></b>	
Interest	<u>\$4,099,000</u>
Subtotal	<u>\$4,099,000</u>

**UNINCORPORATED MUNICIPAL SERVICE AREA  
GENERAL FUND REVENUE (cont'd)**

	<b><u>NET*</u> <u>2019-20</u> <u>BUDGET</u></b>
<b><u>OTHER</u></b>	
Administrative Reimbursements	\$17,240,000
Miscellaneous	<u>658,000</u>
Subtotal	<u>\$17,898,000</u>
<b><u>CASH CARRYOVER</u></b>	
Cash Carryover	<u>\$50,408,000</u>
Subtotal	<u>\$50,408,000</u>
Total	<u>\$515,470,000</u>

\* All anticipated receipts have been adjusted as necessary in accordance with Chapter 129.01(2)(b) of the Florida Statutes.

**UNINCORPORATED MUNICIPAL SERVICE AREA  
EXPENDITURES**

	<b><u>2019-20 Budget</u></b>
Office of the Mayor	\$1,161,000
Board of County Commissioners (BCC)	5,860,000
County Attorney	4,690,000
Miami-Dade Police	388,196,000
Transportation and Public Works	5,777,000
Parks, Recreation and Open Spaces	44,557,000
Regulatory and Economic Resources	313,000
Non-departmental – Neighborhood and Infrastructure	1,500,000
Non-departmental - Economic Development	1,530,000
Audit and Management Services	683,000
Communications	2,755,000
Human Resources	1,982,000
Internal Services Department	14,200,000
Management and Budget	754,000
Non-departmental - General Government	<u>41,012,000</u>
 Total	 <u>\$515,470,000</u>


\* Schedule incorporates first change and second memo recommendations including, but not limited to, technical adjustments.

STATE OF FLORIDA                    )  
  )  
COUNTY OF MIAMI-DADE         )        SS:

**I, HARVEY RUVIN**, Clerk of the Circuit and County Court in and for Miami-Dade County, Florida and Ex-Officio Clerk of the Board of County Commissioners of Said County, **Do Hereby Certify** that the above and foregoing is a true and correct copy of Ordinance No. 19-87 adopted by said board of County Commissioners at its meeting held on September 19, 2019 , as appears of record.

IN WITNESS WHEREOF, I have hereunto set my hand and official seal on this 4<sup>th</sup> day of October, A.D. 2019.

**HARVEY RUVIN**, Clerk  
Board of County Commissioners  
Miami-Dade County, Florida

By  \_\_\_\_\_  
Deputy Clerk



Board of County Commissioners  
Miami-Dade County, Florida

Approved \_\_\_\_\_ Mayor  
Veto \_\_\_\_\_  
Override \_\_\_\_\_

Agenda Item F

ORDINANCE NO. 19-88

ORDINANCE APPROVING, ADOPTING AND RATIFYING THE MILLAGE FOR MIAMI-DADE FIRE AND RESCUE SERVICE DISTRICT OPERATING PURPOSES FOR THE FISCAL YEAR COMMENCING OCTOBER 1, 2019 AND ENDING SEPTEMBER 30, 2020; LEVYING ALL TAXES SO PROVIDED; RECOGNIZING AND CONTINUING THE MIAMI-DADE FIRE AND RESCUE SERVICE DISTRICT; PROVIDING SEVERABILITY, EXCLUSION FROM THE CODE AND AN EFFECTIVE DATE

BE IT ORDAINED, BY THE BOARD OF COUNTY COMMISSIONERS OF MIAMI-DADE COUNTY, FLORIDA:

Section 1. In compliance with the provisions of the Home Rule Charter and Chapter 200, Florida Statutes, as amended, the Board of County Commissioners determines that the total millage to be levied in order to raise the amounts required by the Miami-Dade Fire and Rescue Service District Budget for the Miami-Dade Fire and Rescue Service District for operating purposes as provided in said Budget for the 2019-20 fiscal year is 2.4207 mills on the dollar of taxable value of all property within Miami-Dade Fire and Rescue Service District, and such millage is hereby ratified, confirmed and approved in every particular. This millage is 5.84 percent above the state-defined rolled-back rate of 2.2872 mills, computed pursuant to section 200.065(1), Florida Statutes. The Miami-Dade Fire and Rescue Service District consists of the unincorporated area of Miami-Dade County and the following municipalities:

Aventura	Homestead	Opa-Locka
Bal Harbour	Indian Creek Village	Palmetto Bay
Bay Harbor Islands	Medley	Pinecrest
Biscayne Park	Miami Gardens	South Miami
Cutler Bay	Miami Lakes	Sunny Isles Beach
Doral	Miami Shores	Surfside
El Portal	Miami Springs	Sweetwater
Florida City	North Bay Village	Virginia Gardens
Golden Beach	North Miami	West Miami
Hialeah Gardens	North Miami Beach	

Section 2. All taxes hereinabove described are hereby levied.

Section 3. The Miami-Dade Fire and Rescue District is hereby recognized and continued. All county funds for this district are provided by general taxes and other revenues levied and collected only within the district as provided in Section 1.01(A)11 of the Home Rule Charter.

Section 4. If any section, subsection, sentence, clause or provision of this ordinance is held invalid, the remainder of this ordinance shall not be affected by such invalidity.

Section 5. The provisions of this ordinance shall become effective ten (10) days after the date of enactment unless vetoed by the Mayor, and if vetoed, shall become effective only upon override by this Board.

Section 6. It is the intention of the Board of County Commissioners and it is hereby ordained that the provisions of this ordinance shall be excluded from the Code of Miami-Dade County.

PASSED AND ADOPTED: September 19, 2019

Approved by County Attorney as ADW  
to form and legal sufficiency.

ORD/ITEM F Proposed

STATE OF FLORIDA            )  
  ) SS:  
COUNTY OF MIAMI-DADE    )

I, HARVEY RUVIN, Clerk of the Circuit and County Courts, in and for Miami-Dade County, Florida, and Ex-Officio Clerk of the Board of County Commissioners of said county, DO HEREBY CERTIFY that the above and foregoing is a true and correct copy of Ordinance 19-88 , adopted by the said Board of County Commissioners at its meeting held on September 19, 2019 , as appears of record.

IN WITNESS WHEREOF, I have hereunto set my hand and official seal on this  
2nd day of October , A.D., 2019 .

**HARVEY RUVIN**, Clerk  
Board of County Commissioners  
Miami-Dade County, Florida



By: \_\_\_\_\_  
Deputy Clerk

SEAL



Approved \_\_\_\_\_ Mayor  
Veto \_\_\_\_\_  
Override \_\_\_\_\_

Agenda Item G

ORDINANCE NO. 19-89

ORDINANCE APPROVING, ADOPTING AND RATIFYING THE MILLAGE FOR MIAMI-DADE LIBRARY SYSTEM OPERATING PURPOSES FOR THE FISCAL YEAR COMMENCING OCTOBER 1, 2019 AND ENDING SEPTEMBER 30, 2020; LEVYING ALL TAXES SO PROVIDED; RECOGNIZING AND CONTINUING THE MIAMI-DADE LIBRARY SYSTEM; PROVIDING SEVERABILITY, EXCLUSION FROM THE CODE AND AN EFFECTIVE DATE

BE IT ORDAINED, BY THE BOARD OF COUNTY COMMISSIONERS OF MIAMI-DADE COUNTY, FLORIDA:

Section 1. In compliance with the provisions of the Home Rule Charter and Chapter 200, Florida Statutes, as amended, the Board of County Commissioners determines that the total millage to be levied in order to raise the amounts required by the Miami-Dade Library System Budget for Miami-Dade Library System operating purposes as provided in said Budget for the 2019-20 fiscal year is fixed at 0.284 mills on the dollar of taxable value of all property within the Miami-Dade Library System district, and such millage is hereby ratified, confirmed and approved in every particular. This millage is 5.42 percent above the state-defined rolled-back rate of 0.2694 mills, computed pursuant to section 200.065(1), Florida Statutes. The Library System consists of the unincorporated area of Miami-Dade County and the following municipalities:

Aventura	Homestead	Miami Springs
Bay Harbor Islands	Hialeah Gardens	Opa-Locka
Biscayne Park	Indian Creek Village	Palmetto Bay
Coral Gables	Key Biscayne	Pinecrest
Cutler Bay	Medley	South Miami
Doral	Miami	Sunny Isles Beach
El Portal	Miami Beach	Sweetwater
Florida City	Miami Gardens	Virginia Gardens
Golden Beach	Miami Lakes	West Miami
	North Bay Village	

Section 2. All taxes hereinabove described are hereby levied.

Section 3. The Miami-Dade Library System is hereby recognized and continued. All county funds for this district are provided by general taxes and other revenues levied and collected only within the district as provided in Section 1.01(A)11 of the Home Rule Charter.

Section 4. If any section, subsection, sentence, clause or provision of this ordinance is held invalid, the remainder of this ordinance shall not be affected by such invalidity.

Section 5. The provisions of this ordinance shall become effective ten (10) days after the date of enactment unless vetoed by the Mayor, and if vetoed, shall become effective only upon override by this Board.

Section 6. It is the intention of the Board of County Commissioners and it is hereby ordained that the provisions of this ordinance shall be excluded from the Code of Miami-Dade County.

PASSED AND ADOPTED: September 19, 2019

Approved by County Attorney as  
to form and legal sufficiency. APW


ORD/ITEM G Proposed

STATE OF FLORIDA            )  
  ) SS:  
COUNTY OF MIAMI-DADE    )

I, HARVEY RUVIN, Clerk of the Circuit and County Courts, in and for Miami-Dade County, Florida, and Ex-Officio Clerk of the Board of County Commissioners of said county, DO HEREBY CERTIFY that the above and foregoing is a true and correct copy of Ordinance 19-89 , adopted by the said Board of County Commissioners at its meeting held on September 19, 2019 , as appears of record.

IN WITNESS WHEREOF, I have hereunto set my hand and official seal on this 2nd day of October , A.D., 2019 .

**HARVEY RUVIN**, Clerk  
Board of County Commissioners  
Miami-Dade County, Florida



By: \_\_\_\_\_  
Deputy Clerk

SEAL



Approved \_\_\_\_\_ Mayor  
Veto \_\_\_\_\_  
Override \_\_\_\_\_

Agenda Item H  
Amended

ORDINANCE NO. 19-90

ORDINANCE APPROVING, ADOPTING AND RATIFYING PROPRIETARY BUDGETS, SPECIAL ASSESSMENT DISTRICT BUDGETS, AND OTHER BUDGETS OF MIAMI-DADE COUNTY, FLORIDA, FOR FISCAL YEAR COMMENCING OCTOBER 1, 2019 AND ENDING SEPTEMBER 30, 2020; PROVIDING A SHORT TITLE; INCORPORATING FISCAL YEAR 2019-20 PROPOSED BUDGET AS AMENDED; APPROPRIATING ALL BUDGETED REVENUES AND EXPENDITURES; AUTHORIZING INVESTMENT OF COUNTY FUNDS IN TIME WARRANTS OF MIAMI-DADE COUNTY; AUTHORIZING TRANSFER OF FUNDS AS CASH ADVANCES PENDING RECEIPT OF TAXES OR OTHER REVENUES; RATIFYING AND APPROVING IMPLEMENTING ORDERS AND OTHER ACTIONS OF BOARD WHICH SET FEES, RATES, AND CHARGES; AUTHORIZING FEES, RATES, AND CHARGES CONSISTENT WITH APPROPRIATIONS AND PROVIDING FOR THEIR AMENDMENT; APPROVING REVISED FEES, CHARGES, AND IMPLEMENTING ORDERS FOR VARIOUS DEPARTMENTS AND AGENCIES; APPROVING PAY RATES IN FISCAL YEAR 2019-20 PAY PLAN; AUTHORIZING ALLOCATIONS AND REALLOCATIONS OF BOND PROCEEDS AND INTEREST EARNINGS; AUTHORIZING MAYOR OR MAYOR'S DESIGNEE TO PROVIDE BOND ISSUE RESERVES; ESTABLISHING SUCH FUNDS AS MAY BE APPROVED DURING FISCAL YEAR AND PROVIDING FOR THEIR EXPENDITURE; AUTHORIZING PAYMENT OF LOCAL BUSINESS TAX SURCHARGE TO BEACON COUNCIL; APPROPRIATING GRANT, DONATION, AND CONTRIBUTION FUNDS; AUTHORIZING MAYOR OR MAYOR'S DESIGNEE TO NEGOTIATE AND EXECUTE CERTAIN FUNDING AGREEMENTS; CONTINUING MUNICIPAL SERVICES FUND; AUTHORIZING DISBURSEMENT FROM THE ENVIRONMENTALLY ENDANGERED LANDS ("EEL") ACQUISITION TRUST FUND TO SUPPLEMENT THE EEL LAND MANAGEMENT TRUST FUND TO MAINTAIN THE PRINCIPAL BALANCE REQUIRED UNDER SECTION 24-50.5 (2)(B)(I) OF THE CODE OF MIAMI-DADE COUNTY, FLORIDA ("CODE"); WAIVING FOR FISCAL YEAR 2019-20, PROVISIONS OF SECTION 2-1799(F)1 OF THE CODE RELATED TO DISPOSITION OF UNALLOCATED CARRYOVER FUNDING IN COUNTYWIDE AND UNINCORPORATED MUNICIPAL SERVICES AREA GENERAL FUND BUDGETS, SECTION 29-7(G) OF THE CODE RELATED TO ALLOCATION OF DOCUMENTARY SURTAX FUNDS, AND RESOLUTION NO. R-924-08 RELATING TO TRANSIT FARES, FEES, AND CHARGES; WAIVING PROVISIONS OF THE CODE AND RESOLUTIONS REQUIRING EXECUTION OF COUNTY AFFIDAVITS FOR NON-PROFITS RECEIVING CERTAIN COUNTY FUNDING; AUTHORIZING THE TERMINATION OF SWAP TRANSACTIONS AND ALLOWING REINVESTMENT OF SWAP PROCEEDS IN ACCORDANCE WITH COUNTY INVESTMENT POLICIES; AMENDING SECTION 29-54(A)(1) OF THE CODE; ALLOWING TOURIST DEVELOPMENT ROOM

TAX TO BE USED FOR BEACH IMPROVEMENT, MAINTENANCE, RENOURISHMENT, RESTORATION AND EROSION ACTIVITIES WITHIN THE COUNTY; AMENDING SECTION 8CC-10.1 OF THE CODE; PROVIDING FOR COUNTY MAYOR TO APPOINT COMMITTEE TO DETERMINE USE OF CODE ENFORCEMENT TECHNOLOGY TRUST FUND; AMENDING, WAIVING OR RESCINDING, IF NECESSARY, VARIOUS SECTIONS OF THE CODE, APPLICABLE IMPLEMENTING ORDERS, AND OTHER LEGISLATIVE ENACTMENTS TO CONFORM SUCH ENACTMENTS TO FISCAL YEAR 2019-20 BUDGET; SUPERSEDING CONFLICTING PROVISIONS OF PRIOR LEGISLATIVE ENACTMENTS; PROVIDING SEVERABILITY, INCLUSION IN AND EXCLUSION FROM THE CODE AND AN EFFECTIVE DATE

BE IT ORDAINED, BY THE BOARD OF COUNTY COMMISSIONERS OF MIAMI-DADE COUNTY, FLORIDA:

Section 1. This ordinance shall be known and may be cited as the "Fiscal Year 2019-20 Miami-Dade County Self-Supporting Budget Ordinance."

Section 2. Pursuant to section 5.03(B) of the Home Rule Charter, the County Mayor has recommended a proposed budget for Miami-Dade County, Florida, for the fiscal year commencing October 1, 2019. Said proposed budget document as submitted to the Board of County Commissioners ("Board") is incorporated herein by reference and is amended to include: (a) all of the applicable changes contained in this ordinance; (b) the changes contained in the September 5, 2019 memorandum entitled "Information for First Budget Hearing – FY 2019-20 Proposed Budget", as such memorandum was amended to correct the total value of adjustments stated in the third paragraph of page one from \$4.609 million to \$4.909 million and correct the reference to legislation authorizing community-based allocations stated in the second paragraph of page three from Resolution R-324-17 to Ordinance No. 17-59, which changes are noted on the version attached hereto; (c) the changes contained in the September 19, 2019 memorandum entitled "Information for Second Budget Hearing – FY 2019-20 Proposed Budget", which changes are noted in the version attached hereto; and (d) correction of scrivener's errors.

Section 3. The proprietary budgets, special assessment district budgets, and other budgets proposed, including the five-year financial plan contained therein, as amended as set forth in this ordinance, are hereby approved and adopted and the budgeted revenues and

expenditures therein are hereby appropriated. Department expenditure allocations established by the County Mayor as revised and summarized in the attached budgets are adopted as limitations of all expenditures, except as hereinafter provided and appropriations hereby have been provided for outstanding indebtedness for the payment of vouchers that have been incurred in the current or prior year, but are not expected to be paid until the commencement of the new fiscal year. Receipts from sources not anticipated in the attached budgets may be appropriated and expended by ordinance duly enacted by the Board in accordance with section 129.06(2)(d), Florida Statutes, and section 1.02(A) of the Miami-Dade County Home Rule Charter. Adjustments within the same fund to departmental appropriations made in the attached budgets may be approved from time to time by motion duly adopted by the Board in accordance with section 129.06(2)(a), Florida Statutes, and sections 2-1792 through 2-1800A of the Code of Miami-Dade County, Florida ("Code"). The Director of the Office of Management and Budget is authorized to approve adjustments to expenditure code allocations within the limit of the departmental or other appropriations made in the attached budgets. All adjustments made in accordance with this ordinance are approved and ratified.

Section 4. Pursuant to the authority of Chapter 8015, Special Acts of Florida, 1919, which authorizes the Board to borrow money and to issue time warrants, and pursuant to the authority of section 129.02(5), Florida Statutes, which permits funds of the County to be invested in securities of the federal government and of the local governments in Florida, or both, the Finance Director is hereby authorized to invest these monies in the time warrants of Miami-Dade County, Florida.

Section 5. As provided in section 5.03(C) of the Home Rule Charter, the Board hereby authorizes the transfer of any portion of the earnings or balance of the several funds, other than sinking funds, for obligations not yet retired, to the general funds of the County provided that such transfer be deemed a cash advance to meet operating and other expenses approved by the Board, and that all such advances shall be reimbursed before the end of the fiscal year upon receipt of adequate tax or other appropriate revenues. Provided, however, that this section in no

way limits or restricts the power of the Board to transfer any unencumbered appropriation balance, or any portion thereof, from one department, fund or agency to another as provided by law pursuant to section 5.03(C) of the Home Rule Charter.

Section 6. The provisions of section 2-1799(f)1 of the Code of Miami-Dade County, Florida, requiring that 50 percent of the unallocated carryover funds in the Countywide and Unincorporated Municipal Service Area general fund budgets be allocated to the Capital Outlay Reserve fund in the fiscal year following the fiscal year the funds were identified to support County services, are waived for Fiscal Year 2019-20 to permit the use of carryover funds in the Countywide and UMSA general fund budgets that remain unallocated as of September 30, 2019 for appropriation to the Fiscal Year 2019-20 Budget as approved by the Board.

Section 7. The provisions of section 29-7(G) of the Code requiring that no allocation of documentary surtax funds shall be made except as part of a competitive Request for Applications process shall be waived for Fiscal Year 2019-20.

Section 8. The Board authorizes the County Mayor or County Mayor's designee to: (i) terminate any of the County's existing interest rate swap agreements, subject to a favorable recommendation by the County's swap advisor; (ii) invest any termination proceeds in accordance with the County's Investment Policy; and (iii) finalize and execute any documents and certificates necessary in order to effectuate the termination.

Section 9. The provisions of Resolution No. R-924-08 relating to transit fares, fees and charges which require adjustments to said fares, fees and charges every three years in accordance with the average rate of the Consumer Price Index (CPI) for the preceding three years shall be waived for FY 2019-20.

Section 10. Section 29-54 of the Code is hereby amended to read as follows:<sup>1</sup>

**Sec. 29-54. Disposition of revenues; review of expenditure.**

(a) *Tourist development room tax.*

---

<sup>1</sup> Words stricken through and/or [[double bracketed]] shall be deleted. Words underscored and/or >>double arrowed<< constitute the amendment proposed. The remaining provisions are now in effect and remain unchanged.

(1) Collections received by the Tax Collector from the tourist development room tax, less costs of administration, are to be deposited in the "Miami-Dade County Tourist Development Trust Fund," herewith established, and used in accordance with the Miami-Dade County Tourist Development Plan, which provides for the allocation of funds as follows:

\* \* \*

3. >>As determined by the Board of County Commissioners, to<< ~~[[To]]~~ promote tourism, to fund tourist-related facilities as allowed by law, ~~[[and]]~~ to fund tourist-oriented events located within the municipal boundaries of the City of Miami, ~~[[as determined by the Board of County Commissioners]]~~ and ~~[[for fiscal year 2012-13,]]~~ to finance within the County beach park facilities or beach improvement, maintenance, renourishment, restoration, and erosion control, including shoreline protection, enhancement or, cleanup, as those uses relate to the physical preservation of the beach or shoreline, or for any other uses within the County's boundaries permitted by law. (Twenty (20) percent).

\* \* \*

Section 11. Section 8CC-10.1 of the Code is hereby amended to read as follows:

**Sec. 8CC-10.1. - Code Enforcement Technology Trust Fund.**

Ten (10) dollars shall be added to each civil penalty to be placed in a trust fund ~~[[by the Clerk of Courts]]~~ to be used for the enhancement of the technological capability of all code enforcement departments. The ~~[[Clerk of Courts and the]]~~ County ~~[[Manager]]~~ >>Mayor<< shall ~~[[jointly]]~~ appoint a committee of five (5) people to determine the priority for use of the fund.

Section 12. All Implementing Orders, as amended hereby, other actions of the Board setting fees, rates, and charges, and fees, rates and charges consistent with appropriations adopted herein, are hereby ratified, confirmed and approved, and may be subsequently amended by resolution adopted by the Board during the fiscal year.

Section 13. The revised Implementing Order revising the Code Enforcement responsibilities of the Finance Department and Clerk of Courts as reflected in attachment A is made a part hereof and the Implementing Order may be subsequently amended by resolution adopted by Board action during the fiscal year.

Section 14. The revised Implementing Order setting the Miami-Dade Port of Miami fees and charges as reflected in attachment B is made part hereof and the Implementing Order may be subsequently amended by resolution adopted by Board action during the fiscal year.

Section 15. The revised Implementing Order setting the Regulatory and Economic Resources (Environmental Resources Management Services) rates, fees and charges as reflected in attachment C is made part hereof and the Implementing Order may be subsequently amended by resolution adopted by Board action during the fiscal year.

Section 16. The revised Implementing Order setting the Solid Waste Services rates, fees and charges as reflected in attachment D is made part hereof and the Implementing Order may be subsequently amended by resolution adopted by Board action during the fiscal year.

Section 17. The revised Implementing Order setting the Medical Examiner rates, fees and charges as reflected in attachment E is made part hereof and the Implementing Order may be subsequently amended by resolution adopted by Board action during the fiscal year.

Section 18. The revised Implementing Order setting the Water and Sewer rates, fees and charges as reflected in attachment F is made part hereof and the Implementing Order may be subsequently amended by resolution adopted by Board action during the fiscal year.

Section 19. The revised Implementing Order setting the Regulatory and Economic Resources (Planning, Zoning and Platting Services) rates, fees and charges as reflected in attachment G is made part hereof and the Implementing Order may be subsequently amended by resolution adopted by Board action during the fiscal year.

Section 20. The revised Implementing Order setting the Fire Prevention rates, fees and charges as reflected in attachment H is made part hereof and the Implementing Order may be subsequently amended by resolution adopted by Board action during the fiscal year.

Section 21. The revised Implementing Order setting the Cultural Affairs Department rates, fees and charges as reflected in attachment I is made part hereof and the Implementing Order may be subsequently amended by resolution adopted by Board action during the fiscal year.

Section 22. The revised Implementing Order setting the Transit Fares rates, fees and charges as reflected in attachment J is made part hereof and the Implementing Order may be subsequently amended by resolution adopted by Board action during the fiscal year.

Section 23. The revised Implementing Order setting the Aviation Department rates, fees and charges as reflected in attachment K is made part hereof and the Implementing Order may be subsequently amended by resolution adopted by Board action during the fiscal year.

Section 24. The pay rates set forth in the Fiscal Year 2019-20 Pay Plan, which is attached and incorporated by reference herein, are hereby approved.

Section 25. All allocations and reallocations of bond proceeds and interest earnings included in the Fiscal Year 2019-20 Adopted Capital Budget and Multi-Year Capital Plan, as may be amended, are hereby authorized.

Section 26. The Mayor or the Mayor's designee is hereby authorized to use interest earned on deposit of Public Improvement Bond funds to establish and maintain an Interest and Sinking Fund Reserve Account in an amount not to exceed one year's maximum principal and interest. Interest earned in excess of the reserve shall be distributed to Public Improvement Bonds Construction Funds in accordance with standard accounting practices.

Section 27. The Finance Director is hereby authorized to establish and to receive and expend funds up to amounts received without specific appropriation pursuant to section 5.03(C) of the Home Rule Charter for existing trust funds, working capital funds, bond construction funds, pension funds, revolving funds and any other such funds as may be approved by motion of the Board during the 2019-20 fiscal year.

Section 28. The Finance Director is hereby authorized to make payment of local business tax surcharge revenues for Fiscal Year 2019-20 to Miami-Dade County Beacon Council,

Inc., in accordance with state law and Resolution No. 1066-88 which authorized the agreement between Miami-Dade County and the Beacon Council.

Section 29. All grant, donation, and contribution funds received by the County are hereby appropriated at the levels and for the purposes intended by the grants, donations and contributions.

Section 30. The Mayor or the Mayor's designee is hereby authorized to negotiate and execute agreements, in form approved by the County Attorney, for funding allocations for community-based organizations, state agencies, non-profit organizations that operate County facilities, and Mom and Pop Program participants approved in this ordinance as a result of a request for proposals or other formal selection process or individual allocations, approved by the Board including for on-going recovery and repair work resulting from natural disasters.

Section 31. The Board hereby authorizes the disbursement of \$2,864,000.00 from the Environmentally Endangered Lands ("EEL") Acquisition Trust Fund to the EEL Land Management Trust Fund, in order to supplement the EEL Land Management Trust Fund and maintain its principal established under section 24-50.5 (2)(b)(i) of the Code.

Section 32. Notwithstanding any other provision of the Code or any resolution or implementing order to the contrary, non-profit entities awarded grants of County monies from the prior fiscal year's and Fiscal Year 2019-20's District Discretionary Reserve, Commission office funds, or Future Services Reserve, or Mom and Pop Program funds shall not be required to complete affidavits of compliance with the various policies or requirements applicable to entities contracting or transacting business with the County.

Section 33. The Municipal Services Fund is hereby recognized and continued. Payment by a municipality to the Municipal Services Fund shall be used for services which provide benefits to the municipality or the residents thereof.

Section 34. Unless otherwise prohibited by law, this ordinance shall supersede all enactments of this Board including, but not limited to, ordinances, resolutions, implementing orders, regulations, rules, and provisions of the Code in conflict herewith.

Section 35. If any section, subsection, sentence, clause or provision of this ordinance is held invalid, the remainder of this ordinance shall not be affected by such invalidity.

Section 36. It is the intention of the Board and it is hereby ordained that the provisions of sections 10 and 11 of this ordinance shall be included in the Code and that all other provisions of this ordinance shall be excluded from the Code.

Section 37. All provisions of this ordinance shall become effective ten (10) days after the date of enactment unless vetoed by the Mayor, and if vetoed, shall become effective only upon override by this Board. In the event all or any particular component of this ordinance are vetoed, the remaining components, if any, shall become effective ten (10) days after the date of enactment and the components vetoed shall become effective only upon override by this Board.

PASSED AND ADOPTED: September 19, 2019

Approved by County Attorney as  
to form and legal sufficiency. APW

ORD/ITEM H Adopted

STATE OF FLORIDA                    )  
  )  
COUNTY OF MIAMI-DADE         )        SS:

I, **HARVEY RUVIN**, Clerk of the Circuit and County Court in and for Miami-Dade County, Florida and Ex-Officio Clerk of the Board of County Commissioners of Said County, **Do Hereby Certify** that the above and foregoing is a true and correct copy of Ordinance No. 19-90 adopted by said board of County Commissioners at its meeting held on September 19, 2019 , as appears of record.

IN WITNESS WHEREOF, I have hereunto set my hand and official seal on this 4<sup>th</sup> day of October, A.D. 2019.

**HARVEY RUVIN**, Clerk  
Board of County Commissioners  
Miami-Dade County, Florida

By  \_\_\_\_\_  
Deputy Clerk



Board of County Commissioners  
Miami-Dade County, Florida

**OPERATING BUDGET  
APPROPRIATION SCHEDULES**

**COUNTYWIDE EMERGENCY CONTINGENCY RESERVE FUND  
(Fund GF 010, Subfund 020)**

<b><u>Revenues:</u></b>	<b><u>2019-20</u></b>
Carryover	\$54,436,000
Interest	<u>500,000</u>
<b>Total</b>	<b><u>\$54,936,000</u></b>

<b><u>Expenditures:</u></b>	
Countywide Emergency Contingency Reserve*	<u>\$54,936,000</u>

\*Note: \$941,070 of this reserve has been designated for the purchase of hurricane shelter supplies, and other emergency preparedness in the event a disaster is declared.

**MIAMI-DADE FIRE RESCUE  
Fire Rescue District  
(Fund SF 011, Subfund 111)**

<b><u>Revenues:</u></b>	<b><u>2019-20</u></b>
Property Taxes (Tax Roll: \$173,237,599,110)	\$398,388,000
Transfer from Countywide General Fund (Fund GF 010, Subfund 010, Police Rental Space)	200,000
Carryover	10,758,000
Ground Transport Fees	23,250,000
Plans Review and Permit Fees	7,500,000
Inspection Fees	7,000,000
Managed Care Program	20,000,000
Other Fire Prevention Fees	2,770,000
Special Services Revenue	2,700,000
Reimbursement from Miami-Dade Aviation Department	1,578,000
Reimbursement from Miami-Dade Seaport Department	6,032,000
Reimbursement from CPE Certified Expenditure	6,000,000
Interest	1,300,000
Rental Office Space	547,000
Miscellaneous Fees	<u>235,000</u>
<b>Total</b>	<b><u>\$488,258,000</u></b>

<b><u>Expenditures:</u></b>	
Fire Protection and Emergency Medical Rescue Operations	\$432,912,000
Administrative Reimbursement	15,777,000
Intergovernmental Transfer (IGT) Expenditures	8,000,000
Transfer to Debt Service (Fund 213, Projects 214103 and 298502)	1,505,000
Transfer to Fire Capital Outlay Reserves (Fund SF 011, Subfund 123)	2,074,000
Debt Service Payments	8,567,000
Transfer to Anti-Venom Program (Fund SF 011, Subfund 118)	480,000
Operating Reserves	17,443,000
Reserve for Tax Equalization	<u>1,500,000</u>
<b>Total</b>	<b><u>\$488,258,000</u></b>

**Air Rescue  
(Fund SF 011, Subfund 112)**

<b><u>Revenues:</u></b>	<b><u>2019-20</u></b>
Transfer from Countywide General Fund (Fund GF 010, Subfund 010)	<u>\$12,672,000</u>

<b><u>Expenditures:</u></b>	
Operating Expenditures	<u>\$12,672,000</u>

**Hazardous Materials Trust Fund  
(Fund SF 011, Subfund 116)**

<b><u>Revenues:</u></b>	<b><u>2019-20</u></b>
Carryover	\$156,000
Interest Earnings	<u>2,000</u>
Total	<u>\$158,000</u>

<b><u>Expenditures:</u></b>	
Trust Fund Activities and Reserves	<u>\$158,000</u>

**Anti-Venom Program  
(Fund SF 011, Subfund 118)**

<b><u>Revenues:</u></b>	<b><u>2019-20</u></b>
Transfer from Fire Rescue District (Fund SF 011, Subfund 111)	\$480,000
Miscellaneous Fees	<u>300,000</u>
Total	<u>\$780,000</u>

<b><u>Expenditures:</u></b>	
Anti-Venom Program Expenditures	<u>\$780,000</u>

**Lifeguarding, Ocean Rescue Services and Communications  
(Fund SF 011, Subfund 118)**

<b><u>Revenues:</u></b>	<b><u>2019-20</u></b>
Transfer from Countywide General Fund (Fund GF 010, Subfund 010)	<u>\$19,377,000</u>

<b><u>Expenditures:</u></b>	
Communications Expenditures	\$14,002,000
Lifeguarding and Ocean Rescue Expenditures	<u>5,375,000</u>
Total	<u>\$19,377,000</u>

**MIAMI-DADE FIRE RESCUE  
Fire Contingency Reserve Fund  
(Fund SF 011, Subfund 120)**

<b><u>Revenues:</u></b>	<b><u>2019-20</u></b>
Carryover	\$11,544,000
Interest Earnings	<u>240,000</u>
Total	<u>\$11,784,000</u>
Reserves	<u>\$11,784,000</u>

**MIAMI-DADE AVIATION FIRE RESCUE  
(Fund SF 011, Subfund 121)**

<b><u>Revenues:</u></b>	<b><u>2019-20</u></b>
Transfer from Miami International Airport	<u>\$29,762,000</u>
<b><u>Expenditures:</u></b>	
Miami-Dade Aviation Fire Rescue Services	<u>\$29,762,000</u>

**MIAMI-DADE FIRE RESCUE  
Emergency Management  
(Fund SF 011, Subfund 122)**

<b><u>Revenues:</u></b>	<b><u>2019-20</u></b>
Transfer from Countywide General Fund (Fund GF 010, Subfund 010)	\$3,204,000
Miscellaneous Revenues	60,000
Emergency Plan Review Fees	<u>115,000</u>
Total	<u>\$3,379,000</u>
<b><u>Expenditures:</u></b>	
Operating Expenditures	<u>\$3,379,000</u>

**INTERNAL SERVICES  
Vehicle Replacement Operations  
(Fund GF 030, Subfund 001)**

<b><u>Revenues:</u></b>	<b><u>2019-20</u></b>
Carryover	\$748,000
Vehicle Charges	<u>2,036,000</u>
Total	<u>\$2,784,000</u>
<b><u>Expenditures:</u></b>	
Operating Expenditures	\$2,287,000
Intradepartmental Transfer to Administration (Fund GF 050, Various Subfunds)	226,000
Reserve	<u>271,000</u>
Total	<u>\$2,784,000</u>

**INTERNAL SERVICES**  
**Parking, Retail and Small Business Development Operations**  
**(Fund GF 030, Subfunds 002, 003, and 008)**

<b><u>Revenues:</u></b>	<b><u>2019-20</u></b>
Carryover	\$2,072,000
Parking Revenue	3,466,000
Retail Revenue	336,000
Interagency Transfer	5,519,000
Intradepartmental Transfer from Procurement (Fund GF 050, Subfund 050)	21,000
Miscellaneous Revenue	200,000
Other Revenues (Business Participation Model)	<u>5,258,000</u>
<b>Total</b>	<b><u>\$16,872,000</u></b>

<b><u>Expenditures:</u></b>	
Parking Operations Cost	\$3,520,000
Intradepartmental Transfer to Administration (Fund GF 050, Various Subfunds)	796,000
Intradepartmental Transfer to Facility Management (Fund GF 050, Subfund 010)	853,000
Transfer to Solid Waste Management (Fund EW 490, Subfund 491)	113,000
Retail Operations Costs	217,000
Retail Reserves	99,000
Parking Reserves	743,000
Small Business Development Operational Cost	<u>10,531,000</u>
<b>Total</b>	<b><u>\$16,872,000</u></b>

**INTERNAL SERVICES**  
**Fleet Management**  
**(Fund GF 030, Subfunds 004 and 005)**

<b><u>Revenues:</u></b>	<b><u>2019-20</u></b>
Carryover	\$778,000
Environmental Resources Management Environmental Surcharge	1,757,000
Labor Surcharge for Capital Projects	<u>500,000</u>
<b>Total</b>	<b><u>\$3,035,000</u></b>

<b><u>Expenditures:</u></b>	
Operating Expenditures	\$2,720,000
Intradepartmental Transfer to Facility Management (Fund GF 050, Various Subfunds)	213,000
Fleet Capital Projects Reserves	<u>102,000</u>
<b>Total</b>	<b><u>\$3,035,000</u></b>

**MIAMI-DADE ECONOMIC ADVOCACY TRUST**  
**Economic Development Program**  
**(Fund GF 030, Subfund 020)**

<u><b>Revenues:</b></u>	<u><b>2019-20</b></u>
Transfer from Countywide General Fund (Fund GF 010, Subfund 010)	\$927,000
Transfer from Fund SO 100, Subfund 106, Project 106129	126,000
Transfer from Fund SC 700, Subfund 700, Project 700003	<u>250,000</u>
 Total	 <u>\$1,303,000</u>
 <u><b>Expenditures:</b></u>	
Office of the Executive Director and Administration	\$1,088,000
Economic Development Activities	<u>215,000</u>
 Total	 <u>\$1,303,000</u>

**MIAMI-DADE POLICE DEPARTMENT (MDPD)**  
**Municipal Police Services Account**  
**(Fund GF 030, Subfund 021)**

<u><b>Revenues:</b></u>	<u><b>2019-20</b></u>
City of Doral Optional Service Payment	<u>\$293,000</u>
 <u><b>Expenditures:</b></u>	
MDPD Optional Service Expenditures for the City of Doral	<u>\$293,000</u>

**ANIMAL SERVICES DEPARTMENT**  
**Animal Care and Control**  
**(Fund GF 030, Subfund 022, Project 022111 )**

<u><b>Revenues:</b></u>	<u><b>2019-20</b></u>
Transfer from Countywide General Fund (Fund GF 010, Subfund 010)	\$17,368,000
Animal License Fees from Licensing Stations	6,250,000
Animal License Fees from Shelter	1,890,000
Code Violation Fines	1,755,000
Animal Shelter Fees	1,451,000
Miscellaneous Revenues	70,000
Surcharge Revenues	<u>145,000</u>
 Total	 <u>\$28,929,000</u>
 <u><b>Expenditures:</b></u>	
Operating Expenditures	<u>\$28,929,000</u>

**MIAMI-DADE POLICE DEPARTMENT (MDPD)  
911 Emergency Fee  
(Fund GF 030, Subfund 025)**

<u>Revenues:</u>	<u>2019-20</u>
Carryover	\$6,059,000
911 Landline Emergency Fee	2,753,000
911 Wireless Fee	6,405,000
911 Prepaid	2,394,000
Interest	<u>28,000</u>
 Total	 <u>\$17,639,000</u>
 <b><u>Expenditures:</u></b>	
Avaya VOIP Upgrade	\$438,000
Miami-Dade Police Department Expenditures	12,644,000
Disbursements to Municipalities	4,516,000
Reserve for Future Capital Equipment Acquisition	<u>41,000</u>
 Total	 <u>\$17,639,000</u>

**MIAMI-DADE POLICE DEPARTMENT (MDPD)  
Municipal Police Services Account  
(Fund GF 030, Subfund 026)**

<u>Revenues:</u>	<u>2019-20</u>
Town of Miami Lakes Local Police Patrol Services Contractual Payment	<u>\$8,819,000</u>
 <b><u>Expenditures:</u></b>	
MDPD Local Police Patrol Expenditures for Town of Miami Lakes	<u>\$8,819,000</u>

**MIAMI-DADE POLICE DEPARTMENT (MDPD)  
Municipal Police Services Account  
(Fund GF 030, Subfund 027)**

<u>Revenues:</u>	<u>2019-20</u>
Village of Palmetto Bay Local Police Patrol Services Contractual Payment	\$8,546,000
Village of Palmetto Bay Optional Service Payment	<u>119,000</u>
 Total	 <u>\$8,665,000</u>
 <b><u>Expenditures:</u></b>	
MDPD Local Police Patrol Expenditures for Village of Palmetto Bay	\$8,546,000
MDPD Optional Service Expenditures for Village of Palmetto Bay	<u>119,000</u>
 Total	 <u>\$8,665,000</u>

**BOARD OF COUNTY COMMISSIONERS  
(Fund GF 030, Subfund 052, Project 052BCC, Various Project Details)**

<u>Revenues:</u>	<u>2019-20</u>
Carryover	<u>\$7,487,000</u>
 <b><u>Expenditures:</u></b>	
Board of County Commissioners Reserves	<u>\$7,487,000</u>

**FINANCE**  
**(Fund GF 030, Subfund 031)**

<b><u>Revenues:</u></b>	<b><u>2019-20</u></b>
Carryover	\$2,986,000
Bond Administration Fees and Charges	1,807,000
Tax Collector Ad Valorem Fees	13,368,000
Tax Collector Auto Tag Fees	14,354,000
Tourist Tax Collection Fees	4,693,000
Transfer from IT Funding Model (Fund GF 030, Subfund 052)	3,012,000
Other Revenues	1,387,000
Local Business Tax Receipt Fees	4,111,000
Transfer from Fund GF 050, Subfund 053 (Fund GF 050, Project 053007)	<u>412,000</u>
 Total	 <u>\$46,130,000</u>

<b><u>Expenditures:</u></b>	
Bond Administration Expenditures	\$2,617,000
Tax Collector Expenditures	22,882,000
Director and Controller Expenditures	14,318,000
Business Solutions Support	2,156,000
Transfer for FAMIS/ADPICS (Fund GF 050, Project 053006 and 056113)	125,000
Transfer to General Government Improvement Fund - (GIIF) (Fund CO 310, Subfund 313)	<u>4,032,000</u>
 Total	 <u>\$46,130,000</u>

**TRANSPORTATION AND PUBLIC WORKS**  
**Passenger Transportation Regulation Operations**  
**(Fund GF 030, Subfund 032, Project 032400)**

<b><u>Revenues:</u></b>	<b><u>2019-20</u></b>
Carryover	\$8,038,000
Fees and Charges	3,723,000
Interest Earnings	97,000
Code Fines and Lien Collections	520,000
Interagency Transfers	<u>100,000</u>
 Total	 <u>\$12,478,000</u>

<b><u>Expenditures:</u></b>	
Operating Expenditures	\$4,292,000
Administrative Reimbursement	163,000
Operating Reserve	<u>8,023,000</u>
 Total	 <u>\$12,478,000</u>

**REGULATORY AND ECONOMIC RESOURCES  
Business Affairs Operations  
(Fund GF 030, Subfund 032, Various Projects)**

<b><u>Revenues:</u></b>	<b><u>2019-20</u></b>
Transfer from Countywide General Fund (Fund GF 010, Subfund 010)	\$550,000
Carryover	3,529,000
Code Fines and Lien Collections	442,000
Fees and Charges	3,083,000
Local Business Tax Receipt	471,000
Other Revenues	64,000
Miscellaneous Revenues	75,000
Interagency Transfers	<u>264,000</u>
 Total	 <u>\$8,478,000</u>

<b><u>Expenditures:</u></b>	
Operating Expenditures	\$5,551,000
Administrative Reimbursement	160,000
Operating Reserve	<u>2,767,000</u>
 Total	 <u>\$8,478,000</u>

**CLERK OF COURTS  
Non-Court Related Clerk Fees  
(Fund GF 030, Subfund 036)**

<b><u>Revenues:</u></b>	<b><u>2019-20</u></b>
Transfer from Countywide General Fund (Fund GF 010, Subfund 010)	\$5,933,000
Value Adjustment Board	477,000
Marriage License Fees	1,350,000
County Recorder	9,994,000
Clerk of the Board (Transfer from Lobbyist Trust Fund)	302,000
Miscellaneous Revenues	201,000
Intradepartmental Transfers	<u>7,079,000</u>
 Total	 <u>\$25,336,000</u>

<b><u>Expenditures:</u></b>	
Non-Court Operations	<u>\$25,336,000</u>

**TRANSPORTATION AND PUBLIC WORKS**  
**Public Works Construction Operations**  
**(Fund GF 030, Subfund 037, Project 037026)**

<u>Revenues:</u>	<u>2019-20</u>
Transfer from Countywide General Fund (Fund GF 010, Subfund 010)	\$191,000
Transfer from UMSA General Fund (Fund GF 010, Subfund 010)	468,000
Construction/Plat Fees	<u>2,835,000</u>
 Total	 <u>\$3,494,000</u>
 <u>Expenditures:</u>	
Construction Expenditures	<u>\$3,494,000</u>

**REGULATORY AND ECONOMIC RESOURCES**  
**Operations**  
**(Fund GF 030, Subfund 039)**

<u>Revenues:</u>	<u>2019-20</u>
Carryover	\$45,073,000
Transfer from General Fund (Fund GF 010, Subfund 010)	1,317,000
Transfer from UMSA General Fund (Fund GF 010, Subfund 010)	140,000
Transfer from Environmentally Endangered Lands (Fund GF 080, Subfunds 081, and 082)	844,000
Operating Permit Fees	7,546,000
Other Revenues	1,540,000
Plan Review Fees	10,087,000
Utility Service Fees	34,359,000
Interagency Transfer	1,110,000
Transfer from Miami-Dade Aviation Department	<u>500,000</u>
 Total	 <u>\$102,516,000</u>

<u>Expenditures:</u>	<u>2019-20</u>
Operating Expenditures	\$55,850,000
Transfer to Parks, Recreation and Open Spaces - Wellfield Remediation Projects	6,175,000
Administrative Reimbursement	2,025,000
Operating Reserve	<u>38,466,000</u>
 Total	 <u>\$102,516,000</u>

**OFFICE OF MANAGEMENT AND BUDGET**  
**Mom and Pop Small Business Grants Program**  
**(Fund GF 030, Subfund 041)**

<u>Revenues:</u>	<u>2019-20</u>
Carryover	\$1,044,000
Transfer from Countywide General Fund (Fund GF 010, Subfund 010)	<u>1,044,000</u>
 Total	 <u>\$2,088,000</u>

<u>Expenditures:</u>	<u>2019-20</u>
Board of County Commissioners Mom and Pop Expenditures (13 Commission Districts)	<u>\$2,088,000</u>

**ADMINISTRATIVE OFFICE OF THE COURTS (AOC)**  
**(Fund GF 030, Subfund 042)**

<b><u>Revenues:</u></b>	<b><u>2019-20</u></b>
Transfer from Countywide General Fund (Fund GF 010, Subfund 010)	\$18,242,000
Criminal Court Costs (25% of \$65 surcharge)	229,000
Criminal Court Costs (\$85 surcharge)	1,140,000
Criminal and Civil Court Costs (\$15 surcharge)	<u>3,550,000</u>
 Total	 <u>\$23,161,000</u>

<b><u>Expenditures:</u></b>	
Debt Service	\$304,000
Operating Expenditures	<u>22,857,000</u>
 Total	 <u>\$23,161,000</u>

**COMMUNICATIONS**  
**(Fund GF 030, Subfund 043)**

<b><u>Revenues:</u></b>	<b><u>2019-20</u></b>
Transfer from Countywide General Fund (Fund GF 010, Subfund 010)	\$8,723,000
Transfer from Unincorporated Municipal Services Area General Fund (Fund GF 010, Subfund 010)	2,755,000
Communication Funding Model	7,822,000
Miscellaneous Charges	<u>175,000</u>
 Total	 <u>\$19,475,000</u>

<b><u>Expenditures:</u></b>	
Operating Expenditures	<u>\$19,475,000</u>

**MIAMI-DADE POLICE DEPARTMENT (MDPD)**  
**External Police Services Account**  
**(Fund GF 030, Subfund 045)**

<b><u>Revenue:</u></b>	<b><u>2019-20</u></b>
Carryover	\$2,419,000
Revenues from Off Duty Police Service	14,859,000
Revenues from Miami-Dade Aviation Department	37,345,000
Revenues from Miami-Dade County Public Schools	16,534,000
Revenues from Seaport Department	13,648,000
Revenues from MDPD eCrash Program	193,000
Fines and Forfeitures	405,000
Contractual Payments for MDPD Computer Aided Dispatch System	<u>30,000</u>
 Total	 <u>\$85,433,000</u>

<b><u>Expenditures:</u></b>	
Diversion Program	\$453,000
Diversion Program Reserves	1,698,000
Miami-Dade Aviation Department Police Services	37,345,000
MDPD Computer Aided Dispatch System	30,000
MDPD eCrash Program	193,000
MDPD eCrash Program Reserves	673,000
Off-Duty Police Services Expenses	14,859,000
School Safety Initiative Services	16,534,000
Port of Miami Police Services	<u>13,648,000</u>
 Total	 <u>\$85,433,000</u>

**MIAMI-DADE POLICE DEPARTMENT (MDPD)  
Municipal Police Services Account  
(Fund GF 030, Subfund 046)**

<u>Revenues:</u>	<u>2019-20</u>
Town of Cutler Bay Local Police Patrol Services Contractual Payment	\$10,203,000
Town of Cutler Bay Optional Service Payment	<u>297,000</u>
Total	<u>\$10,500,000</u>

<u>Expenditures:</u>	
MDPD Local Police Patrol Expenditures for the Town of Cutler Bay	\$10,203,000
MDPD Optional Service Expenditures for the Town of Cutler Bay	<u>297,000</u>
Total	<u>\$10,500,000</u>

**MIAMI-DADE POLICE DEPARTMENT (MDPD)  
Municipal Police Services Account  
(Fund GF 030, Subfund 047)**

<u>Revenues:</u>	<u>2019-20</u>
City of South Miami Optional Service Payment	<u>\$131,000</u>

<u>Expenditures:</u>	
MDPD Optional Service Expenditures for the City of South Miami (School Crossing Guards)	<u>\$131,000</u>

**HUMAN RESOURCES  
Human Rights and Fair Employment Administration  
(Fund GF 030, Subfund 049)**

<u>Revenues:</u>	<u>2019-20</u>
Transfer from Countywide General Fund (Fund GF 010, Subfund 010)	\$783,000
Transfer from Unincorporated Municipal Services Area General Fund (Fund GF 010, Subfund 010)	247,000
Federal Grants/Contracts and Interagency Transfer	<u>170,000</u>
Total	<u>\$1,200,000</u>

<u>Expenditures:</u>	
Operating Expenditures	<u>\$1,200,000</u>

**AUDIT AND MANAGEMENT SERVICES  
Internal Operations  
(Fund GF 030, Subfund 052, Project 052015)**

<u>Revenues:</u>	<u>2019-20</u>
Charges for Audits or Special Studies	<u>\$2,100,000</u>

<u>Expenditures:</u>	
Special Audit Services	<u>\$2,100,000</u>

**IT FUNDING MODEL  
(Fund GF 030, Subfund 052)**

<u>Revenues:</u>	<u>2019-20</u>
IT Funding Model Revenues	\$29,987,000
Transfer from Countywide General Fund (Fund GF 010, Subfund 010)	33,879,000
Transfer from Unincorporated Municipal Services Area General Fund (Fund GF 010, Subfund 010)	<u>10,698,000</u>
Total	<u>\$74,564,000</u>
<u>Expenditures:</u>	
Transfer to Information Technology Department (Fund GF 060, Various Subfund)	\$64,573,000
Transfer to Office of the Property Appraiser (Fund GF 030, Subfund 056)	3,848,000
Reimbursement to Finance Department (Fund GF 030, Subfund 031)	3,012,000
Transfer to ITLC Capital Projects - (Fund CO 310, Subfund 313 project 313200)	2,373,000
Reimbursement to Various Departments	<u>758,000</u>
Total	<u>\$74,564,000</u>

**OFFICE OF MANAGEMENT AND BUDGET  
Bond Program Administration  
(Fund GF 030, Subfund 054)**

<u>Revenues:</u>	<u>2019-20</u>
Quality Neighborhood Improvement Program Bond Interest	\$110,000
Transfer from Countywide General Fund (Fund GF 010, Subfund 010)	84,000
Transfer from Countywide Infrastructure Investment Program	412,000
Transfer from UMSA General Fund	<u>28,000</u>
Total	<u>\$634,000</u>
<u>Expenditures:</u>	
Operating Expenditures	<u>\$634,000</u>

**OFFICE OF MANAGEMENT AND BUDGET  
Grants Coordination  
(Fund GF 030, Subfund 054)**

<u>Revenues:</u>	<u>2019-20</u>
Transfer from Countywide General Fund (Fund GF 010, Subfund 010)	\$2,230,000
Marketing Revenue	<u>300,000</u>
Total	<u>\$2,530,000</u>
<u>Expenditures:</u>	
Operating Expenditures	<u>\$2,530,000</u>

**MEDICAL EXAMINER  
(Fund GF 030, Subfund 055)**

<u>Revenues:</u>	<u>2019-20</u>
Transfer from Countywide General Fund (Fund GF 010, Subfund 010)	\$13,567,000
Service Fees	<u>905,000</u>
Total	<u>\$14,472,000</u>
<u>Expenditures:</u>	
Operating Expenditures	<u>\$14,472,000</u>

**PROPERTY APPRAISER  
(Fund GF 030, Subfund 056)**

<u>Revenues:</u>	<u>2019-20</u>
Carryover	\$1,500,000
Transfer from Countywide General Fund (Fund GF 010, Subfund 010)	42,044,000
Reimbursements from Taxing Jurisdictions	2,780,000
Transfer from IT Funding Model (Fund GF 030, Subfund 052)	3,848,000
Miscellaneous Revenues	<u>25,000</u>
 Total	 <u>\$50,197,000</u>
 <u>Expenditures:</u>	
Operating Expenditures	\$48,697,000
Computer Aided Mass Appraisal System (CAMA) - Replacement Project	<u>1,500,000</u>
 Total	 <u>\$50,197,000</u>

**REGULATORY AND ECONOMIC RESOURCES  
Land Development, Building and Zoning Compliance Operations  
(Fund GF 030, Subfund 065, Various Projects)**

<u>Revenues:</u>	<u>2019-20</u>
Transfer from Countywide General Fund (Fund GF 010, Subfund 010)	\$880,000
Transfer from Unincorporated Municipal Services Area General Fund (Fund GF 010, Subfund 010)	173,000
Building Administrative Fees	1,250,000
Carryover	82,600,000
Code Compliance Fees	4,316,000
Code Fines/Lien Collections	7,671,000
Construction/Plat Fees	4,551,000
Contractor's Licensing and Enforcement Fees	1,883,000
Foreclosure Registry	618,000
Interagency Transfers	25,000
Miscellaneous Revenues	1,276,000
Other Revenue	4,984,000
Permitting Trade Fees	33,728,000
Product Control Certification Fees	2,303,000
Planning Revenue	666,000
Zoning Revenue	<u>7,509,000</u>
 Total	 <u>\$154,433,000</u>
 <u>Expenditures:</u>	
Operating Expenditures	\$74,485,000
Administrative Reimbursement	2,556,000
Operating Reserve	<u>77,392,000</u>
 Total	 <u>\$154,433,000</u>

**INTERNAL SERVICES  
Vehicle Acquisition  
(Fund GF 030, Subfund 100, Various Projects)**

<u>Revenues:</u>	<u>2019-20</u>
Carryover	<u>\$6,715,000</u>
 <u>Expenditures:</u>	
Departmental Vehicle Purchases (Various)	<u>\$6,715,000</u>

**INTERNAL SERVICES**  
**Vehicle Financed Leases**  
**(Fund GF 030, Subfund 101 and 102, Various Projects)**

<u>Revenues:</u>	<u>2019-20</u>
Future Financing	<u>\$51,442,000</u>
<u>Expenditures:</u>	
Departmental Vehicle Purchases (Various)	<u>\$51,442,000</u>

**PARKS, RECREATION AND OPEN SPACES**  
**General Operations and Zoo Miami**  
**(Fund GF 040, Various Subfunds)**

<u>Revenues:</u>	<u>2019-20</u>
Transfer from Countywide General Fund (Fund GF 010, Subfund 010)	\$48,099,000
Transfer from Unincorporated Municipal Services Area General Fund (Fund GF 010, Subfund 010)	44,557,000
Fees and Charges	56,729,000
Transfer from Convention Development Tax (Fund ST 160, Subfund 162)	11,600,000
Transfer from Tourist Development Tax (Fund ST 150, Subfund 151)	2,800,000
Transfer of Secondary Gas Tax for Right-of-Way Maintenance (Fund CO 330, Various Subfunds)	4,148,000
Interdepartmental/Interagency Transfers	6,807,000
Intradepartmental Transfers	<u>1,568,000</u>
Total	<u>\$176,308,000</u>
<u>Expenditures:</u>	
Total Operating Expenditures	\$171,679,000
Distribution of Funds in Trust	230,000
Debt Service Payments	1,815,000
Transfers to Trust Accounts	1,016,000
Intradepartmental Transfers	<u>1,568,000</u>
Total	<u>\$176,308,000</u>

**INTERNAL SERVICES**  
**Internal Service Operations**  
**(Fund GF 050, Various Subfunds)**

<b><u>Revenues:</u></b>	<b><u>2019-20</u></b>
Transfer from Countywide General Fund (Fund GF 010, Subfund 010)	\$44,966,000
Transfer from Unincorporated Municipal Services Area General Fund (Fund GF 010, Subfund 010)	14,200,000
Carryover	3,591,000
Internal Service Fees and Charges	201,613,000
Interest Income	60,000
Interagency Transfer	2,001,000
Miscellaneous Revenues	653,000
Other Revenues - Business Participation Model (BPM)	1,460,000
Fees and Charges for Service	927,000
Municipal Fines	400,000
User Access Fees	13,494,000
Intradepartmental Transfer from SBD (Fund GF 030, Subfund 008)	446,000
Intradepartmental Transfer from Parking (Fund GF 030, Subfund 002)	853,000
Intradepartmental Transfer from Retail (Fund GF 030, Subfund 003)	214,000
Intradepartmental Transfer from Fleet (Fund GF 030, Subfund 001)	226,000
Intradepartmental Transfer from Fleet (Fund GF 030, Subfund 004 and 005)	213,000
Intradepartmental Transfers from Various Subfunds	<u>8,652,000</u>
Total	<u>\$293,969,000</u>

<b><u>Expenditures:</u></b>	
Operating Expenditures	\$244,546,000
Reimbursement to County Attorney's Office for Legal Services	3,800,000
Distribution of Municipal ADA Fines	400,000
Distribution of Funds in Trust to the Beacon Tradeport	255,000
Transfer to General Government Improvement Fund (GGIF) (Fund CO 310, Subfund 313)	12,770,000
Transfer to Debt Service - (Various Projects)	18,248,000
Transfer to Debt Service - Martin Luther King (MLK) Building	2,000,000
Transfer to General Fund for Countywide Procurement Activities (Fund GF 010, Subfund 010)	1,430,000
Transfer to SBD for Procurement Activities (Fund GF 030, Subfund 008)	1,634,000
Reserves	234,000
Intradepartmental Transfers	<u>8,652,000</u>
Total	<u>\$293,969,000</u>

**HUMAN RESOURCES**  
**Benefits Administration**  
**(Fund GF 050, Subfund 051)**

<b><u>Revenues:</u></b>	<b><u>2019-20</u></b>
Transfer from Self Insurance Trust Fund (Fund IS 541)	\$3,295,000
Other Revenues	<u>172,000</u>
Total	<u>\$3,467,000</u>

<b><u>Expenditures:</u></b>	
Operating Expenditures	<u>\$3,467,000</u>

**FINANCE**  
**Internal Service Fund**  
**(Fund GF 050, Subfund 053)**

<u><b>Revenues:</b></u>	<u><b>2019-20</b></u>
Carryover	\$557,000
Cash Management Fees and Other Revenues	3,343,000
Credit and Collections Charges	6,782,000
Code Fines/ Lien Collections	1,880,000
Transfer for FAMIS/ADPICS (Fund GF 030, Subfund 031)	<u>125,000</u>
<b>Total</b>	<b><u>\$12,687,000</u></b>

<u><b>Expenditures:</b></u>	
Cash Management Operating Expenditures	\$2,056,000
Credit and Collections Expenditures	6,346,000
Code Enforcement Expenditures	1,880,000
FAMIS/ADPICS Expenditures	125,000
Transfer to Finance (Fund GF 030, Subfund 031)	412,000
Transfer to General Government Improvement Fund - (GGIF) (Fund CO 310, Subfund 313)	<u>1,868,000</u>
<b>Total</b>	<b><u>\$12,687,000</u></b>

**CLERK OF COURTS**  
**Records Management**  
**(Fund GF 050, Subfund 057)**

<u><b>Revenues:</b></u>	<u><b>2019-20</b></u>
Carryover	\$251,000
Fees and Charges	<u>1,759,000</u>
<b>Total</b>	<b><u>\$2,010,000</u></b>

<u><b>Expenditures:</b></u>	
Operating Expenditures	<u>\$2,010,000</u>

**INFORMATION TECHNOLOGY**  
**(Fund GF 060, Various Subfunds)**

<u><b>Revenues:</b></u>	<u><b>2019-20</b></u>
Carryover	\$5,351,000
Transfer from Countywide General Fund (Fund GF 010, Subfund 010)	2,497,000
Transfer from State of Florida Recording Fee	3,300,000
Transfer from IT Funding Model (GF 030, Subfund 052)	64,573,000
Charges to Departments for Telephone Services	14,601,000
Transfer from Fund SO 100, Subfund 104, Project 104141	500,000
Proprietary Fees	659,000
Intradepartmental Transfers	19,481,000
Charges to Departments for Services	<u>128,033,000</u>
<b>Total</b>	<b><u>\$238,995,000</u></b>

<u><b>Expenditures:</b></u>	
Operating Expenditures	\$197,529,000
Charges for Telephone Services	14,601,000
Charges to Debt Service (Project 213955)	335,000
Intradepartmental Transfers	19,481,000
Transfer to IT Capital Fund (Fund CO 310, Subfund 313 Project 313210)	6,372,000
Transfer to General Government Improvement Fund - (GGIF) for Debt Service (Fund CO 310, Subfund 313)	<u>677,000</u>
<b>Total</b>	<b><u>\$238,995,000</u></b>

**REGULATORY AND ECONOMIC RESOURCES**  
**Environmentally Endangered Lands Program (EEL)**  
**(Fund GF 080, Subfunds 081 and 082)**

<b><u>Revenues:</u></b>	<b><u>2019-20</u></b>
Carryover	\$17,645,000
Carryover of Restricted Reserves for Land Management	10,000,000
Florida Department of Environmental Protection	100,000
Interest Earnings	<u>400,000</u>
<b>Total</b>	<b><u>\$28,145,000</u></b>

<b><u>Expenditures:</u></b>	
Transfer to Environmental Resources Management (Fund GF 030, Subfund 039)	\$844,000
Land Acquisition	500,000
Land Management Reserves	3,000,000
	<u>23,801,000</u>
<b>Total</b>	<b><u>\$28,145,000</u></b>

**MIAMI-DADE LIBRARY**  
**Operations**  
**(Fund SL 090, Various Subfunds)**

<b><u>Revenues:</u></b>	<b><u>2019-20</u></b>
Ad Valorem Revenue (Tax Roll: \$280,962,317,536)	\$75,804,000
Carryover	13,728,000
State Aid to Public Libraries	1,200,000
Miscellaneous Revenue	<u>1,050,000</u>
<b>Total</b>	<b><u>\$91,782,000</u></b>

<b><u>Expenditures:</u></b>	
Library Operations	\$79,118,000
Administrative Reimbursement	2,940,000
Debt Service Payment (Project 213953)	1,581,000
Transfer to Capital Project (Fund CO 310, Subfund 311)	<u>8,143,000</u>
<b>Total</b>	<b><u>\$91,782,000</u></b>

**LAW LIBRARY A**  
**(Fund SO 100, Subfund 102, Project 102001)**

<b><u>Revenues:</u></b>	<b><u>2019-20</u></b>
Carryover	\$362,000
Criminal Court Costs (25% of \$65 surcharge)	229,000
Service Charges	74,000
Business License Tax Revenue	<u>84,000</u>
<b>Total</b>	<b><u>\$749,000</u></b>

<b><u>Expenditures:</u></b>	
Operating Expenditures	\$489,000
Operating Reserves	<u>260,000</u>
<b>Total</b>	<b><u>\$749,000</u></b>

**LAW LIBRARY B**  
**(Fund SO 100, Subfund 102, Project 102004)**

<u>Revenues:</u>	<u>2019-20</u>
Carryover	\$829,000
Interest	<u>3,000</u>
Total	<u>\$832,000</u>
 <u>Expenditures</u>	
Operating Reserves	<u>\$832,000</u>

**LEGAL AID SOCIETY**  
**(Fund SO 100, Subfund 103)**

<u>Revenues:</u>	<u>2019-20</u>
Transfer from Countywide General Fund (Fund GF 010, Subfund 010)	\$2,474,000
Criminal Court Costs (25% of \$65 surcharge)	229,000
Domestic Violence Grants	336,000
Florida Bar Foundation Contributions	350,000
Miscellaneous Revenue	375,000
Victims of Crime Grants	<u>610,000</u>
Total	<u>\$4,374,000</u>
 <u>Expenditures:</u>	
Operating Expenditures	<u>\$4,374,000</u>

**INFORMATION TECHNOLOGY**  
**800 Megahertz Radio System Maintenance**  
**(Fund SO 100, Subfund 104, Project 104141)**

<u>Revenues:</u>	<u>2019-20</u>
Traffic Fines	<u>\$500,000</u>
 <u>Expenditures:</u>	
Transfer to Fund GF 060, Subfund 004	<u>\$500,000</u>

**JUDICIAL ADMINISTRATION**  
**Driving While License Suspended Traffic School (AOC)**  
**(Fund SO 100, Subfund 106, Project 106003)**

<u>Revenues:</u>	<u>2019-20</u>
Carryover	\$993,000
Program Income	375,000
Interest	<u>6,000</u>
Total	<u>\$1,374,000</u>
 <u>Expenditures:</u>	
Operating Expenditures	\$748,000
Operating Reserves	<u>626,000</u>
Total	<u>\$1,374,000</u>

**Court Standby Program (SAO)**  
**(Fund SO 100, Subfund 106, Project 106005)**

<b><u>Revenues:</u></b>	<b><u>2019-20</u></b>
Carryover	\$124,000
Transfer from the Miami-Dade Police Department	125,000
Contribution from Municipal Police Departments	<u>320,000</u>
 Total	 <u>\$569,000</u>

<b><u>Expenditures:</u></b>	
Operating Expenditures	\$562,000
Operating Reserves	<u>7,000</u>
 Total	 <u>\$569,000</u>

**Self Help Unit (AOC)**  
**(Fund SO 100, Subfund 106, Project 106006)**

<b><u>Revenues:</u></b>	<b><u>2019-20</u></b>
Carryover	\$493,000
Interest	5,000
Program Income	<u>1,794,000</u>
 Total	 <u>\$2,292,000</u>

<b><u>Expenditures:</u></b>	
Operating Expenditures	\$1,594,000
Operating Reserves	<u>698,000</u>
 Total	 <u>\$2,292,000</u>

**Miami-Dade County Adult Drug Court (AOC)**  
**(Fund SO 100, Subfund 106, Project 106007)**

<b><u>Revenues:</u></b>	<b><u>2019-20</u></b>
Carryover	\$124,000
Program Income	5,000
Interest	<u>1,000</u>
 Total	 <u>\$130,000</u>

<b><u>Expenditures:</u></b>	
Operating Expenditures	\$35,000
Operating Reserves	<u>95,000</u>
 Total	 <u>\$130,000</u>

**Process Servers (AOC)**  
**(Fund SO 100, Subfund 106, Project 106009)**

<u><b>Revenues:</b></u>	<u><b>2019-20</b></u>
Carryover	\$275,000
Process Server Fees	110,000
Interest	<u>2,000</u>
 Total	 <u><b>\$387,000</b></u>

<u><b>Expenditures:</b></u>	
Operating Expenditures	\$109,000
Operating Reserves	<u>278,000</u>
 Total	 <u><b>\$387,000</b></u>

**MIAMI-DADE ECONOMIC ADVOCACY TRUST**  
**Teen Court Program**  
**(Fund SO 100, Subfund 106, Project 106129)**

<u><b>Revenues:</b></u>	<u><b>2019-20</b></u>
Traffic Court Fees	\$760,000
Interest Earnings	10,000
Carryover	<u>892,000</u>
 Total	 <u><b>\$1,662,000</b></u>

<u><b>Expenditures:</b></u>	
Teen Court Juvenile Diversion and Intervention Program	\$889,000
Transfer to Fund GF 030, Subfund 020	126,000
Reserves	<u>647,000</u>
 Total	 <u><b>\$1,662,000</b></u>

**INTERNAL SERVICES**  
**Caleb Center Special Revenue Fund**  
**(Fund SO 100, Subfund 107, Project 107032)**

<u><b>Revenues:</b></u>	<u><b>2019-20</b></u>
Carryover	<u><b>\$90,000</b></u>

<u><b>Expenditures:</b></u>	
Facility Improvements (Current and Future)	<u><b>\$90,000</b></u>

**OFFICE OF INSPECTOR GENERAL  
(Fund SO 100, Subfund 108, Project 108000)**

<b><u>Revenues:</u></b>	<b><u>2019-20</u></b>
Fees for Audits of County Contracts	\$3,700,000
Carryover	565,000
Miami International Airport Oversight	500,000
Miami-Dade Water and Sewer Department Oversight	75,000
Miami-Dade Solid Waste Management Oversight	25,000
Miami-Dade Department of Transportation and Public Works Oversight	100,000
Miami-Dade County School Board Oversight	<u>125,000</u>
 Total	 <u>\$5,090,000</u>

<b><u>Expenditures:</u></b>	
Operating Expenditures	<u>\$5,090,000</u>

**COMMISSION ON ETHICS AND PUBLIC TRUST  
(Fund SO 100, Subfund 108, Project 108001)**

<b><u>Revenues:</u></b>	<b><u>2019-20</u></b>
Carryover	\$14,000
Transfer from Lobbyist Trust Fund	74,000
Fees and Charges	<u>93,000</u>
 Total	 <u>\$181,000</u>

<b><u>Expenditures:</u></b>	
Operating Expenditures	<u>\$181,000</u>

**MIAMI-DADE FIRE RESCUE  
Emergency Management  
(Fund SO 100, Subfund 111)**

<b><u>Revenues:</u></b>	<b><u>2019-20</u></b>
Carryover	\$17,000
Radiological Emergency Preparedness Agreement with Florida Power and Light	<u>358,000</u>
 Total	 <u>\$375,000</u>

<b><u>Expenditures:</u></b>	
Operating Expenditures	<u>\$375,000</u>

**CORRECTIONS AND REHABILITATION**  
**Special Revenue Operations**  
**(Fund SO 110, Subfund 111)**

<b><u>Revenues:</u></b>	<b><u>2019-20</u></b>
Carryover	\$305,000
Social Security Administration Income	260,000
Subsistence and Uniform Fees	1,400,000
Jail Commissary Commission	1,443,000
Law Enforcement Education Fund (Second Dollar Fines)	111,000
Pretrial Volunteer Receipts	50,000
Boot Camp Industries Fees	23,000
Monitored Release Fees	260,000
Food Catering Service Receipts	<u>70,000</u>
 Total	 <u>\$3,922,000</u>

<b><u>Expenditures:</u></b>	<b><u>2019-20</u></b>
Law Enforcement Education	\$345,000
Transfer to Inmate Welfare Trust Fund (Fund TF 600, Subfund 601)	770,000
Transfer to General Fund (Fund GF 010, Subfund 010)	1,694,000
Other Operating Expenses	24,000
Boot Camp	1,000,000
Debt Service	18,000
Reserves	<u>71,000</u>
 Total	 <u>\$3,922,000</u>

**MIAMI-DADE POLICE DEPARTMENT (MDPD)**  
**Special Revenue Operations**  
**(Fund SO 110, Subfund 112)**

<b><u>Revenues:</u></b>	<b><u>2019-20</u></b>
Carryover	\$373,000
Transfer from Unincorporated Municipal Service Area General Fund (Fund GF 010, Subfund 010)	5,713,000
First Dollar Fines	100,000
Second Dollar Fines	176,000
Law Enforcement Training Traffic Violation Fines	594,000
School Crossing Guard Parking Ticket Surcharge (Transfer from Fund SO 110, Subfund 115)	<u>1,870,000</u>
 Total	 <u>\$8,826,000</u>

<b><u>Expenditures:</u></b>	<b><u>2019-20</u></b>
Education and Training	\$1,243,000
School Crossing Guard Program	<u>7,583,000</u>
 Total	 <u>\$8,826,000</u>

**JUVENILE SERVICES**  
**(Fund SO 110, Subfund 112, Project 112200)**

<b><u>Revenues:</u></b>	<b><u>2019-20</u></b>
Criminal Court Costs (25% of \$65 surcharge)	<u>\$229,000</u>

<b><u>Expenditures:</u></b>	
Juvenile Assessment Center Expenditures	<u>\$229,000</u>

**SCHOOL CROSSING GUARD TRUST FUND**  
**(Fund SO 110, Subfund 115)**

<b><u>Revenues:</u></b>	<b><u>2019-20</u></b>
Parking Ticket Surcharge for School Crossing Guard Programs	<u>\$3,118,000</u>

<b><u>Expenditures:</u></b>	
Transfer to Miami-Dade Police Department (Fund SO 110, Subfund 112)	\$1,870,000
Disbursements to Municipalities	<u>1,248,000</u>
Total	<u>\$3,118,000</u>

**REGULATORY AND ECONOMIC RESOURCES**  
**(Fund SO 110, Subfund 116)**

<b><u>Revenues:</u></b>	<b><u>2019-20</u></b>
Carryover	\$840,000
Air Quality Tag Fees	<u>1,900,000</u>
Total	<u>\$2,740,000</u>

<b><u>Expenditures:</u></b>	
Operating Expenditures	\$1,900,000
Reserves	<u>840,000</u>
Total	<u>\$2,740,000</u>

**ECONOMIC DEVELOPMENT  
(Fund SO 120, Subfund 122)**

<b><u>Revenues:</u></b>	<b><u>2019-20</u></b>
Local Business License Tax Receipts	<u>\$3,850,000</u>

<b><u>Expenditures:</u></b>	
Transfer to Beacon Council	<u>\$3,850,000</u>

**CULTURAL AFFAIRS  
(Fund SO 125, Subfund 127 and 130)**

<b><u>Revenues:</u></b>	<b><u>2019-20</u></b>
Carryover	\$2,814,000
Transfer from Countywide General Fund (Fund GF 010, Subfund 010)	12,909,000
Transfer from Tourist Development Tax (TDT) (Fund ST 150, Subfund 151 and 152)	6,719,000
Convention Development Tax Proceeds (Fund ST 160, Subfund 162)	10,971,000
Donations	20,000
Other Revenues	4,660,000
Miscellaneous Revenues	85,000
Fees and Charges	<u>365,000</u>
Total	<u>\$38,543,000</u>

<b><u>Expenditures:</u></b>	
Administrative Expenditures	\$5,212,000
Grants to/Programs for Artists and Non-Profit Cultural Organizations	20,094,000
South Miami-Dade Cultural Arts Center Operations	6,807,000
Distribution of Funds in Trust	2,000
Miami-Dade County Auditorium, Joseph Caleb Auditorium, and African Heritage Cultural Arts Center Operations	<u>6,428,000</u>
Total	<u>\$38,543,000</u>

**CULTURAL AFFAIRS  
Art in Public Places (APP) Program  
(Fund SO 125, Subfund 128, Projects 128101 and 128103)**

<b><u>Revenues:</u></b>	<b><u>2019-20</u></b>
Carryover	\$4,587,000
Interdepartmental Revenues from Proprietary Capital Projects	<u>9,894,000</u>
Total	<u>\$14,481,000</u>

<b><u>Expenditures:</u></b>	
Operational Expenditures	<u>\$14,841,000</u>

**REGULATORY AND ECONOMIC RESOURCES  
STORMWATER UTILITY FUND  
(Fund SU 140, Subfund 141)**

<u>Revenues:</u>	<u>2019-20</u>
Carryover	\$26,029,000
Interagency Transfer from Federal Emergency Management Agency	7,000,000
Stormwater Utility Fees	<u>42,663,000</u>
 Total	 <u>\$75,692,000</u>
 <u>Expenditures:</u>	
Stormwater Utility Drainage Capital Improvement Program (Fund CO 310, Subfund 316)	\$9,063,000
Stormwater Utility Canals Capital Improvement Program (Fund CO 310, Subfund 316)	6,000,000
Debt Service Revenue Fund (Project 211101)	7,253,000
Environmental Resources Management Operations (Fund SU 140, Subfund 142)	8,645,000
Public Works and Waste Management Operations (Fund SU 140, Subfund 143)	22,191,000
Cash Reserve for Future Projects	<u>22,540,000</u>
 Total	 <u>\$75,692,000</u>

**REGULATORY AND ECONOMIC RESOURCES  
Stormwater Utility Program  
(Fund SU 140, Subfund 142)**

<u>Revenues:</u>	<u>2019-20</u>
Transfer from Stormwater Utility Fund (Fund SU 140, Subfund 141)	<u>\$8,645,000</u>
 <u>Expenditures:</u>	
Environmental Resources Management Operations	\$8,341,000
Administrative Reimbursement	<u>304,000</u>
 Total	 <u>\$8,645,000</u>

**TRANSPORTATION AND PUBLIC WORKS  
Stormwater Utility Program  
(Fund SU 140, Subfund 143)**

<u>Revenues:</u>	<u>2019-20</u>
Transfer from Stormwater Utility Fund (Fund SU 140, Subfund 141)	<u>\$22,191,000</u>
 <u>Expenditures:</u>	
DTPW Stormwater Operations	\$21,408,000
Administrative Reimbursement	<u>783,000</u>
 Total	 <u>\$22,191,000</u>

**TOURIST DEVELOPMENT TAX  
(Fund ST 150, Subfund 151)**

<b><u>Revenues:</u></b>	<b><u>2019-20</u></b>
Tourist Development Tax	\$32,464,000
Transfer from PSFFT/TDT Reserve (Fund D5 205, Subfund 2S8, Project 205804)	<u>2,800,000</u>
<b>Total</b>	<b><u>\$35,264,000</u></b>

<b><u>Expenditures:</u></b>	
Advertising and Promotion (Greater Miami Convention and Visitors Bureau)	\$17,560,000
Transfer to Debt Service (Project 205800)	6,253,000
Transfer to Cultural Affairs Council (CAC) (Fund SO 125, Subfund 127)	6,128,000
Transfer to Cultural Affairs Council (CAC) (Fund SO 720, Subfund 721)	125,000
Tourist Development Council (TDC) Grants	1,200,000
Transfer to Tourist Development Council (TDC) for Administrative Support (Fund SO 125, Subfund 127)	471,000
Transfer to Tourist Development Council (TDC) for Administrative Support (Finance)	20,000
Transfer to General Fund for Administrative Reimbursement	707,000
Transfer to Parks, Recreation and Open Spaces for Beach Maintenance (Fund GF 040, Subfund 001)	<u>2,800,000</u>
<b>Total</b>	<b><u>\$35,264,000</u></b>

**TOURIST DEVELOPMENT SURTAX  
(Fund ST 150, Subfund 152)**

<b><u>Revenues:</u></b>	<b><u>2019-20</u></b>
Tourist Development Surtax	<u>\$8,131,000</u>

<b><u>Expenditures:</u></b>	
Advertising and Promotion (Greater Miami Convention and Visitors Bureau)	\$7,731,000
Tourist Development Council Grants	100,000
Transfer to Tourist Development Council (TDC) for Administrative Support (Fund SO 125, Subfund 127)	120,000
Transfer to General Fund for Administrative Reimbursement	<u>180,000</u>
<b>Total</b>	<b><u>\$8,131,000</u></b>

**PROFESSIONAL SPORTS FRANCHISE FACILITY TAX  
(Fund ST 150, Subfund 154)**

<b><u>Revenues:</u></b>	<b><u>2019-20</u></b>
Professional Sports Franchise Facility Tax	<u>\$16,232,000</u>

<b><u>Expenditures:</u></b>	
Transfer to Debt Service Fund (Project 205800)	<u>\$16,232,000</u>

**HOMELESS TRUST**  
**Operations, Capital, and Reserves**  
**(Fund ST 150, Subfund 150 and 155)**

<u><b>Revenues:</b></u>	<u><b>2019-20</b></u>
Food and Beverage Tax (1%) Proceeds	\$25,523,000
Carryover	11,827,000
Interest Income	130,000
Miscellaneous Revenues	202,000
Private Sector Contribution	<u>50,000</u>
 Total	 <u><b>\$37,732,000</b></u>
 <u><b>Expenditures:</b></u>	
Homeless Trust Operations	\$28,506,000
Administrative Reimbursement	64,000
Capital Reserve	4,109,000
Tax Equalization Reserve	<u>5,053,000</u>
 Total	 <u><b>\$37,732,000</b></u>

**HOMELESS TRUST**  
**Domestic Violence Oversight Board Trust Fund**  
**(Fund ST 150, Subfund 156)**

<u><b>Revenues:</b></u>	<u><b>2019-20</b></u>
Carryover	\$18,918,000
Food and Beverage Tax (1%) Proceeds	4,504,000
Interest Income	<u>300,000</u>
 Total	 <u><b>\$23,722,000</b></u>
 <u><b>Expenditures:</b></u>	
Domestic Violence Shelter Operations	\$2,149,000
2nd Domestic Violence Shelter Construction Reserve	12,348,000
	<u>9,225,000</u>
 Total	 <u><b>\$23,722,000</b></u>

**CONVENTION DEVELOPMENT TAX  
(Fund ST 160, Subfunds 162 and 164)**

<b><u>Revenues:</u></b>	<b><u>2019-20</u></b>
Convention Development Tax (CDT) Proceeds	\$97,025,000
Convention Development Tax (CDT) SWAP Proceeds	6,046,000
Transfer from Shortfall Reserve (Fund ST 160 Subfund 163)	4,839,000
Performing Arts Center Repayment	<u>500,000</u>
 Total	 <u>\$108,410,000</u>

<b><u>Expenditures:</u></b>	
Transfer to Debt Service Fund (Project 206300)	\$36,853,000
Payment to the City of Miami Beach	4,500,000
Miami Beach Revenue Sharing Interlocal Agreement	6,365,000
Transfer to Cultural Affairs for Grants (Fund SO 125, Subfund 127)	1,000,000
Performing Arts Center Trust Subsidy	7,650,000
Transfer to Cultural Affairs South Miami-Dade Cultural Arts Center (Fund SO 125, Subfund 127)	3,480,000
American Airlines Arena-related Costs	6,400,000
Payment to the City of Miami	4,000,000
Vizcaya Museum and Gardens	2,500,000
Cultural Programs (Museum Operating Grants)	8,404,000
Performing Arts Center Trust Operating Subsidy	4,000,000
New World Symphony	2,200,000
Transfer to Cultural Affairs for Community-based Cultural Facilities (Fund SO 125, Subfund 127 and 130)	1,734,000
Transfer to Capital Reserve Fund (Cap X) (Fund CO 310, Subfund 321)	750,000
Transfer to Cultural Affairs for Cultural Facilities (SO 125, Subfund 127)	4,757,000
Transfer to Parks, Recreation and Open Spaces for Zoo Miami (Fund GF 040, Subfund 008)	11,600,000
Miscellaneous Capital Projects	<u>2,217,000</u>
 Total	 <u>\$108,410,000</u>

**CONVENTION DEVELOPMENT TAX  
(Fund ST 160, Subfunds 163)**

<b><u>Revenues:</u></b>	<b><u>2019-20</u></b>
Shortfall Reserve	<u>\$4,893,000</u>
 <b><u>Expenditures:</u></b>	
Transfer to Convention and Development Tax (Fund ST 160, Subfund 162)	<u>\$4,893,000</u>

**PEOPLE'S TRANSPORTATION PLAN FUND  
(Fund SP 402, Subfunds 402 and 403)**

<b><u>Revenues:</u></b>	<b><u>2019-20</u></b>
Carryover	\$30,315,000
Interest	100,000
Sales Tax Revenue	<u>276,780,000</u>
 Total	 <u>\$307,195,000</u>

<b><u>Expenditures:</u></b>	
Transfer to Miami-Dade Transit Operations (Fund ET 411, Subfund 411)	\$84,000,000
Transfer to Fund 416/417 for Miami-Dade Transit Debt Service (Fund 416 and 417)	74,907,000
Transfer to Fund 209 for 2008 Surtax Bond Debt Service (Project 209403)	1,000
Transfer to Fund 209 for 2009 Surtax Bond Debt Service (Project 209404)	3,546,000
Transfer to Fund 209 for 2010 Surtax Bond Debt Service (Project 209405)	2,591,000
Transfer to Fund 209 for 2012 Surtax Bond Debt Service (Project 209406)	7,449,000
Transfer to Fund 209 for 2015 Surtax Bond Debt Service (Project 209407)	5,188,000
Transfer to Fund 209 for 2017 Surtax Bond Debt Service (Project 209408)	1,244,000
Transfer to Fund 209 for 2018 Surtax Bond Debt Service (Project 209409)	511,000
Transfer to Fund 209 for 2019 Surtax Bond Debt Service (Project 209410)	3,944,000
Bus Lease Financing	5,325,000
Transfer to Public Works (Fund 325)	2,674,000
Transfer to the Citizen's Independent Transportation Trust (Fund ET 420, Subfund 420)	2,866,000
Transfer to Eligible Municipalities	55,356,000
Transfer to New Municipalities	8,303,000
Transfer to Capital Expansion (Fund SP 402, Subfund 404)	11,647,000
End of Year Fund Balance	<u>37,643,000</u>
 Total	 <u>\$307,195,000</u>

**TRANSPORTATION AND PUBLIC WORKS  
Transit Operations Fund  
(Fund ET 411, Subfund 411)**

<b><u>Revenues:</u></b>	<b><u>2019-20</u></b>
Carryover	\$1,278,000
Transfer from Fund 402 for Transit Operations	\$84,000,000
Transfer from Countywide General Fund (Fund GF 010, Subfund 010) for Maintenance of Effort	207,660,000
Transit Fares and Fees	81,937,000
State Grants - Transportation Disadvantaged Program	6,952,000
Other Revenues	<u>16,955,000</u>
 Total	 <u>\$398,782,000</u>

<b><u>Expenditures:</u></b>	
Operating Expenditures	\$392,643,000
Reserve for SMART Plan Operations, Maintenance and Upgrades	1,078,000
South Florida Regional Transportation Authority Operating and Capital Subsidy	4,235,000
Transfer to Fund 416/417 for Transit Debt Service (Non-PTP Debt Service)	<u>826,000</u>
 Total	 <u>\$398,782,000</u>

**Transit Non-Capital Grants  
(Fund ET 413, Subfund 413)**

<b><u>Revenues:</u></b>	<b><u>2019-20</u></b>
State Grants - JPA Urban Corridor Program	\$5,743,000
State Operating Assistance Grant	21,952,000
Federal Grant - Bridge Inspection Program	<u>1,000,000</u>
 Total	 <u>\$28,695,000</u>

<b><u>Expenditures:</u></b>	
Transit Grant Program Expenditures	<u>\$28,695,000</u>

**TRANSPORTATION AND PUBLIC WORKS  
Transit Debt Service  
(Funds ET 416 and 417)**

<b><u>Revenues:</u></b>	<b><u>2019-20</u></b>
Federal Subsidy Receipts (Series 2010B Bonds)	\$2,551,000
Federal Subsidy Receipts (Series 2010D Bonds)	599,000
Transfer from PTP Revenue Fund SP 402 For PTP Debt Service	74,907,000
Transfer from Transit Operating Fund ET 411 for Non-PTP Debt Service	<u>826,000</u>
<b>Total</b>	<b><u>\$78,883,000</u></b>

<b><u>Expenditures:</u></b>	
Series 2009 Transit System Sales Surtax Payments	\$5,316,000
Series 2010 Transit System Sales Surtax Payments	11,081,000
Series 2012 Transit System Sales Surtax Payments	25,777,000
Series 2015 Transit System Sales Surtax Payments	15,102,000
Series 2017 Transit System Sales Surtax Payments	5,517,000
Series 2018 Transit System Sales Surtax Payments	8,752,000
Series 2019 Transit System Sales Surtax Payments	5,913,000
Series 2010 D Rezoning Bonds	<u>1,425,000</u>
<b>Total</b>	<b><u>\$78,883,000</u></b>

**OFFICE OF THE CITIZENS' INDEPENDENT TRANSPORTATION TRUST  
(Fund ET 420, Subfund 420)**

<b><u>Revenues:</u></b>	<b><u>2019-20</u></b>
Transfer from People's Transportation Plan Fund (Fund SP 402)	<u>\$2,866,000</u>

<b><u>Expenditures:</u></b>	
Operating Expenditures	<u>\$2,866,000</u>

**SEAPORT  
(Fund ES 420, Subfund 001)**

<b><u>Revenues:</u></b>	<b><u>2019-20</u></b>
Carryover	\$121,053,000
Fees and Charges	188,802,000
State Comprehensive Enhanced Transportation System (SCETS) Revenues	<u>17,000,000</u>
<b>Total</b>	<b><u>\$326,855,000</u></b>

<b><u>Expenditures:</u></b>	
Operating Expenditures	\$110,541,000
Administrative Reimbursement	3,500,000
Transfer to Seaport Bond Service Account (Fund ES 423)	46,126,000
Transfer to Seaport General Fund (Fund ES 424)	44,173,000
Ending Cash Balance (Reserves)	<u>122,515,000</u>
<b>Total</b>	<b><u>\$326,855,000</u></b>

**SEAPORT GENERAL FUND  
(Fund ES 424, Subfund 241)**

<u>Revenues:</u>	<u>2019-20</u>
Transfer from Port of Miami Revenue Fund (Fund ES 420)	<u>\$44,173,000</u>
<u>Expenditures:</u>	
Principal and Interest Payments	\$43,248,000
Non-operating Expenditures	<u>925,000</u>
Total	<u>\$44,173,000</u>

**PARKS, RECREATION AND OPEN SPACES  
Venetian Causeway Operating Fund  
(Fund EN 438, Subfund 001)**

<u>Revenues:</u>	<u>2019-20</u>
Carryover	\$9,643,000
Causeway Toll Revenue	5,860,000
Interest Earnings	<u>32,000</u>
Total	<u>\$15,535,000</u>

<u>Expenditures:</u>	
Operation and Maintenance	\$2,790,000
Transfer to Capital Fund (Fund EN 438, Subfund 002)	2,550,000
Transfer to Debt Service (Fund EN 438, Subfund 007)	729,000
Reserve	<u>9,466,000</u>
Total	<u>\$15,535,000</u>

**PARKS, RECREATION AND OPEN SPACES  
Venetian Causeway Debt Service Fund  
(Fund EN 438, Subfund 007)**

<u>Revenues:</u>	<u>2019-20</u>
Transfer from Operating Fund (Fund EN 438 Subfund 001)	<u>\$729,000</u>

<u>Expenditures:</u>	
Debt Service Payment for FY 2007-08 Sunshine Loan Restructured in Series 2011A Loan	\$139,000
Debt Service Payment for Capital Asset Series 2010 Bonds	325,000
Debt Service Payment for Capital Asset Series 2016 Bonds	<u>265,000</u>
Total	<u>\$729,000</u>

**PARKS, RECREATION AND OPEN SPACES**  
**Rickenbacker Causeway Operating Fund**  
**(Fund ER 430, Various Subfunds)**

<u>Revenues:</u>	<u>2019-20</u>
Carryover	\$13,397,000
Rickenbacker Tolls, Transponders and Other Revenues	12,421,000
Intradepartmental Transfers	149,000
Interest Earnings	200,000
Miscellaneous Revenues	<u>115,000</u>
 Total	 <u>\$26,282,000</u>

<u>Expenditures:</u>	
Causeway Toll Operations and Maintenance	\$5,652,000
Transfer to Causeway Capital Fund (Fund ER 431)	5,001,000
Transfer to Causeway Capital Fund for Renewal and Replacement (Fund ER 431)	1,092,000
Transfer to Causeway Debt Service Fund (Fund ER 432 and ER 433)	2,682,000
Transfer to Village of Key Biscayne	365,000
Intradepartmental Transfers	149,000
Operating and Maintenance Reserve (Bond Restriction)	761,000
Operating Reserve	<u>10,580,000</u>
 Total	 <u>\$26,282,000</u>

**PARKS, RECREATION AND OPEN SPACES**  
**Rickenbacker Causeway Debt Service Fund**  
**(Fund ER 432 and ER 433, Various Subfunds)**

<u>Revenues:</u>	<u>2019-20</u>
Transfer from Causeway Operating Fund (Fund ER 430)	<u>\$2,682,000</u>

<u>Expenditures:</u>	
Debt Service Payment for FY 2007-08 Sunshine Loan	\$270,000
Debt Service Payment for Capital Asset Series 2010 Bonds	352,000
Debt Service Payment for Rickenbacker Capital Asset Series 2014 Bonds	<u>2,060,000</u>
 Total	 <u>\$2,682,000</u>

**DEPARTMENT OF SOLID WASTE MANAGEMENT**  
**Waste Collection Operations**  
**(Fund EW 470, Subfunds 470, 471, and 473)**

<u>Revenues:</u>	<u>2019-20</u>
Carryover	\$3,756,000
Collection Fees and Charges	164,883,000
Sale of Recyclable Materials	1,414,000
Interest	<u>112,000</u>
 Total	 <u>\$170,165,000</u>

<u>Expenditures:</u>	
Garbage and Trash Collection Operations	\$153,670,000
Waste Service Area Non-Ad Valorem Distribution Cost	1,775,000
Transfer to Note Payable (Debt Service Fund 470)	6,171,000
Transfer to Capital Projects (Fund EW 470, Subfund C10)	600,000
Intradepartmental Transfer to Disposal	1,542,000
Reserves	<u>6,407,000</u>
 Total	 <u>\$170,165,000</u>

**DEPARTMENT OF SOLID WASTE MANAGEMENT**  
**Waste Disposal Operations**  
**(Fund EW 490, Subfunds 491, 493, and 499)**

<u>Revenues:</u>	<u>2019-20</u>
Carryover	\$209,518,000
Disposal Fees	122,297,000
Transfer Fees	8,451,000
Resources Recovery Energy Sales	10,308,000
Interest	1,000,000
Utility Service Fee	17,180,000
Intradepartmental Transfer from Collections	<u>1,542,000</u>
 Total	 <u>\$370,296,000</u>

<u>Expenditures:</u>	
Disposal Operations	\$146,939,000
Transfer to Subfund DS0, Bond Debt Service	11,727,000
Transfer to Fleet Financing Note Payable (Debt Service Fund 490)	4,623,000
Transfer to Capital Projects (Subfunds C10 and RR0)	17,437,000
Reserve	<u>189,570,000</u>
 Total	 <u>\$370,296,000</u>

**DEPARTMENT OF SOLID WASTE MANAGEMENT**  
**Rate Stabilization Reserve**  
**(Fund EW 490, Subfund GR0)**

<u>Revenues:</u>	<u>2019-20</u>
Restricted Carryover	\$20,700,000
Proceed Earnings	<u>372,000</u>
 Total	 <u>\$21,072,000</u>

<u>Expenditures:</u>	
Rate Stabilization Reserve	<u>\$21,072,000</u>

**JACKSON HEALTH SYSTEMS**  
**County Public Hospital Sales Tax**  
**(Fund SD 510, Subfund 510)**

<u>Revenues:</u>	<u>2019-20</u>
Sales Surtax	<u>\$276,780,000</u>

<u>Expenditures:</u>	
Transfer to Jackson Health Systems	<u>\$276,780,000</u>

**STATE REVENUE SHARING  
(Fund 51-510, Subfund 512)**

<b><u>Revenues:</u></b>	<b><u>2019-20</u></b>
Entitlement as a County	\$66,937,000
Entitlement as a Municipality	<u>48,210,000</u>
Total	<u>\$115,147,000</u>
<b><u>Expenditures:</u></b>	
Transfer to Countywide General Fund (Fund GF 010, Subfund 010)	66,937,000
Transfer to UMSA General Fund (Fund GF 010, Subfund 010)	<u>48,210,000</u>
Total	<u>\$115,147,000</u>

**LOCAL GOVERNMENT HALF-CENT SALES TAX  
(Fund 51-510, Subfund 513)**

<b><u>Revenues:</u></b>	<b><u>2019-20</u></b>
Countywide Sales Tax Receipts	\$59,681,000
Unincorporated Municipal Service Area (UMSA) Sales Tax Receipts	<u>113,539,000</u>
Total	<u>\$173,220,000</u>
<b><u>Expenditures:</u></b>	
Transfer to Countywide General Fund (Fund GF 010, Subfund 010)	\$59,681,000
Transfer to UMSA General Fund (Fund GF 010, Subfund 010)	<u>113,539,000</u>
Total	<u>\$173,220,000</u>

**MIAMI-DADE COUNTY SELF INSURANCE FUND (HEALTH)  
(Fund IS 541, Subfund 001 thru 005)**

<b><u>Revenues:</u></b>	<b><u>2019-20</u></b>
Employer Contribution	\$458,797,000
Dependent Premiums	<u>107,154,000</u>
Total	<u>\$565,951,000</u>
<b><u>Expenditures:</u></b>	
Medical	\$536,191,000
Dental/Vision	17,332,000
Life	<u>12,428,000</u>
Total	<u>\$565,951,000</u>

**ANIMAL SERVICES DEPARTMENT  
Trust Fund  
(Fund TF 600, Subfund 022, Project 022111)**

<u>Revenues:</u>	<u>2019-20</u>
Donations, Grants, and Other Revenue	<u>\$122,000</u>

<u>Expenditures:</u>	
Operating Expenditures	<u>\$122,000</u>

**CORRECTIONS AND REHABILITATION  
Inmate Welfare Trust Fund  
(Fund TF 600, Subfund 601)**

<u>Revenues:</u>	<u>2019-20</u>
Miscellaneous Revenues	\$13,000
Transfer from Special Revenue Operations (Fund SO 110, Subfund 111)	<u>770,000</u>
Total	<u>\$783,000</u>

<u>Expenditures:</u>	
Operating Expenditures	<u>\$783,000</u>

**REGULATORY AND ECONOMIC RESOURCES  
Biscayne Bay Restoration and Shoreline Stabilization  
(Fund TF 600, Subfund 601, Various Projects)**

<u>Revenues:</u>	<u>2019-20</u>
Biscayne Bay Environmental Trust Fund	\$1,000,000
Intrafund Transfer from Biscayne Bay Trust Fund	14,000,000
Florida Inland Navigation District	<u>100,000</u>
Total	<u>\$15,100,000</u>

<u>Expenditures:</u>	
Intrafund Transfer Expenditure	\$14,000,000
Construction Expenditures	<u>1,100,000</u>
Total	<u>\$15,100,000</u>

**MIAMI-DADE POLICE DEPARTMENT (MDPD)**  
**Miscellaneous Trust Fund**  
**(Fund TF 600, Subfund 601, Various Project Details)**

<u>Revenues:</u>	<u>2019-20</u>
Carryover	\$2,669,000
Interest Income	17,000
Fines and Forfeitures	301,000
Miscellaneous	<u>260,000</u>
<b>Total</b>	<b><u>\$3,247,000</u></b>
<u>Expenditures:</u>	
Operating Expenditures	\$673,000
Reserve for Future Expenditures	<u>2,574,000</u>
<b>Total</b>	<b><u>\$3,247,000</u></b>

**MIAMI-DADE POLICE DEPARTMENT (MDPD)**  
**Law Enforcement Trust Fund**  
**(Fund TF 600, Subfunds 602, 603, 604)**

<u>Revenues:</u>	<u>2019-20</u>
Carryover	\$6,370,000
Interest Income	90,000
Fines and Forfeitures	<u>3,400,000</u>
<b>Total</b>	<b><u>\$9,860,000</u></b>
<u>Expenditures:</u>	
Miami-Dade Police Department -- Investigative and Special Enforcement	\$7,899,000
Property and Evidence Vault	154,000
Reserve for Future Expenditures	<u>1,807,000</u>
<b>Total</b>	<b><u>\$9,860,000</u></b>

**COUNTY TRANSPORTATION TRUST FUND**  
**(Fund 51-510, Subfund 511)**

<u>Revenues:</u>	<u>2019-20</u>
Local Option Six-Cent Gas Tax	\$45,292,000
Capital Improvement Local Option Three-Cent Gas Tax	20,995,000
State Gas Tax	9,215,000
Constitutional Gas Tax (20%)	4,251,000
Constitutional Gas Tax (80%)	17,465,000
Motor Fuel Tax	34,000
"Ninth-Cent" Gas Tax	<u>11,549,000</u>
<b>Total</b>	<b><u>\$108,801,000</u></b>
<u>Expenditures:</u>	
Transfer to Countywide General Fund (Fund GF 010, Subfund 010) for Transportation Expenditures	\$70,341,000
Transfer to Capital Improvements Local Option Gas Tax Fund 337, Subfund 337	20,995,000
Transfer to Secondary Road Program Fund 330 and 331, Subfunds 332, 333, and 334	<u>17,465,000</u>
<b>Total</b>	<b><u>\$108,801,000</u></b>

**COMMUNITY ACTION AND HUMAN SERVICES  
(Fund SD 611)**

<u>Revenues:</u>	<u>2019-20</u>
Transfer from Countywide General Fund (Fund GF 010, Subfund 010)	\$3,346,000
Federal Grants	2,360,000
Other Revenues	<u>75,000</u>
Total	<u>\$5,781,000</u>
<u>Expenditures:</u>	
Operating Expenditures	<u>\$5,781,000</u>

**COMMUNITY ACTION AND HUMAN SERVICES  
(Fund SC 630)**

<u>Revenues:</u>	<u>2019-20</u>
Transfer from Countywide General Fund (Fund GF 010, Subfund 010)	\$29,381,000
Federal Grants	101,010,000
State Grants	2,278,000
Other Revenues	1,413,000
Interagency Transfers	<u>2,335,000</u>
Total	<u>\$136,417,000</u>
<u>Expenditures:</u>	
Operating Expenditures	<u>\$136,417,000</u>

**MIAMI-DADE ECONOMIC ADVOCACY TRUST  
Affordable Housing Program  
(Fund SC 700, Subfund 700, Project 700003)**

<u>Revenues:</u>	<u>2019-20</u>
Carryover	\$6,702,000
Interest Earnings	100,000
Surtax Loan Payback	1,000
Documentary Stamp Surtax	<u>2,500,000</u>
Total	<u>\$9,303,000</u>
<u>Expenditures:</u>	
Affordable Housing Operating Expenditures	\$2,625,000
Transfer to the Office of the Executive Director and Administration (Fund GF 030, Subfund 020)	250,000
Reserves	<u>6,428,000</u>
Total	<u>\$9,303,000</u>

**CORRECTIONS AND REHABILITATION  
Grants  
(Fund SO 720)**

<b><u>Revenues:</u></b>	<b><u>2019-20</u></b>
Criminal Alien Assistance (Department of Justice)	\$1,000,000
Second Chance for Incarcerated Parents with Minor Children (Department of Justice)	<u>466,000</u>
Total	<u>\$1,466,000</u>
<b><u>Expenditures:</u></b>	
Operating Expenditures	<u>\$1,466,000</u>

**ELECTIONS  
(Fund SO 720, Subfund 720)**

<b><u>Revenues:</u></b>	<b><u>2019-20</u></b>
State Grant - Poll Worker Recruitment/Training	<u>\$224,000</u>
<b><u>Expenditures:</u></b>	
Operating Expenditures	<u>\$224,000</u>

**REGULATORY AND ECONOMIC RESOURCES  
Grant Fund  
(Fund SO 720, Subfund 720)**

<b><u>Revenues:</u></b>	<b><u>2019-20</u></b>
State and Federal Environmental Grants	<u>\$4,385,000</u>
<b><u>Expenditures:</u></b>	
Operating Expenditures	<u>\$4,385,000</u>

**MIAMI-DADE FIRE RESCUE  
State Grant Awards  
(Fund SO 720, Subfund 720)**

<b><u>Revenues:</u></b>	<b><u>2019-20</u></b>
State and Federal Environmental Grants	<u>\$344,000</u>
<b><u>Expenditures:</u></b>	
Miami-Dade Objectives	\$300,000
City of Miami Fire Rescue Department	27,000
City of Miami Beach Fire Rescue Department	5,000
City of Hialeah Fire Rescue Department	9,000
City of Coral Gables Fire Rescue Department	2,000
Village of Key Biscayne Fire Rescue Department	<u>1,000</u>
Total	<u>\$344,000</u>

**MIAMI-DADE FIRE RESCUE  
Federal Grant  
(Fund SO 720, Subfund 720)**

<b><u>Revenues:</u></b>	<b><u>2019-20</u></b>
Assistance to the Firefighter	\$870,000
Port Security	<u>2,600,000</u>
Total	<u>\$3,470,000</u>
<b><u>Expenditures:</u></b>	
Grant Objectives	<u>\$3,470,000</u>

**MIAMI-DADE FIRE RESCUE  
Urban Search and Rescue  
(Fund SO 720, Subfund 720)**

<u>Revenues:</u>	<u>2019-20</u>
Federal Emergency Management Grant	<u>\$1,001,000</u>

<u>Expenditures:</u>	<u>2019-20</u>
Grant Objectives	<u>\$1,001,000</u>

**MIAMI-DADE FIRE RESCUE  
Emergency Management  
(Fund SO 720, Subfund 720)**

<u>Revenues:</u>	<u>2019-20</u>
State Grants	\$116,000
Federal Grants	<u>2,754,000</u>
Total	<u>\$2,870,000</u>

<u>Expenditures:</u>	<u>2019-20</u>
Operating Expenditures	<u>\$2,870,000</u>

**MIAMI-DADE POLICE DEPARTMENT (MDPD)  
Operating Grant Fund  
(Fund SO 720, Subfund 720)**

<u>Revenues:</u>	<u>2019-20</u>
COPS Hiring Program Grant	\$1,683,000
Justice Assistance Grant (JAG) Program	757,000
State Grants	714,000
Federal Grants	6,774,000
Interfund Transfer	<u>2,043,000</u>
Total	<u>\$11,971,000</u>

<u>Expenditures:</u>	<u>2019-20</u>
COPS Hiring Program Grant	\$3,397,000
Justice Assistance Grant (JAG) Program	757,000
Distribution of Funds for Municipal Expenditures (Stonegarden)	126,000
Operating Expenditures	<u>7,691,000</u>
Total	<u>\$11,971,000</u>

**JUVENILE SERVICES  
Grant Fund  
(Fund SO 720, Subfund 720 and 721)**

<u>Revenues:</u>	<u>2019-20</u>
Department of Juvenile Justice Grant	\$883,000
Juvenile Justice Diversion Alternative Program	781,000
Juvenile Treatment Alternatives for Safe Communities	343,000
Byrne Grant	<u>155,000</u>
Total	<u>\$2,162,000</u>

<u>Expenditures:</u>	<u>2019-20</u>
Operating Expenditures	<u>\$2,162,000</u>

**OFFICE OF MANAGEMENT AND BUDGET  
Federal Grants  
(Fund SO 720, Subfund 720)**

<b><u>Revenues:</u></b>	<b><u>2019-20</u></b>
Community-based Crime Reduction	\$500,000
Opioid Affected Youth Initiative	<u>475,000</u>
Total	<u>\$975,000</u>
<b><u>Expenditures:</u></b>	
Administrative Expenditures	\$329,000
Allocation to Contractual Services	<u>646,000</u>
Total	<u>\$975,000</u>

**OFFICE OF MANAGEMENT AND BUDGET  
Ryan White Grant Program  
(Fund SO 720, Subfund 720)**

<b><u>Revenues:</u></b>	<b><u>2019-20</u></b>
Ryan White Title I	<u>\$30,000,000</u>
<b><u>Expenditures:</u></b>	
Administrative Expenditures	\$1,462,000
Allocation to Contractual Services	<u>28,538,000</u>
Total	<u>\$30,000,000</u>

**CULTURAL AFFAIRS  
State and Federal Grants  
(Fund SO 720, Subfund 720 and 721)**

<b><u>Revenues:</u></b>	<b><u>2019-20</u></b>
Transfer from Tourist Development Tax (Fund ST 150, Subfund 151)	\$125,000
State of Florida Artistic Automobile License Tag Revenue	25,000
Carryover	35,000
Other Revenues	<u>71,000</u>
Total	<u>\$256,000</u>
<b><u>Expenditures:</u></b>	
Grants to/Programs for Artists and Non-Profit Cultural Organizations	\$25,000
South Florida Cultural Consortium Projects	<u>231,000</u>
Total	<u>\$256,000</u>

**HOMELESS TRUST  
Grants  
(Fund SO 720, Subfund 723)**

<b><u>Revenues:</u></b>	<b><u>2019-20</u></b>
U.S. Department of Housing and Urban Development Grants	\$30,323,000
Florida Department of Children and Family Grants	<u>502,000</u>
Total	<u>\$30,825,000</u>
<b><u>Expenditures:</u></b>	
Grant Allocations	<u>\$30,825,000</u>

**SPECIAL ASSESSMENT FUNDS**  
**Special Taxing Districts-Administration**  
**(Fund SO 900, Subfund 900)**

<u>Revenues:</u>	<u>2019-20</u>
Special Taxing Districts FY 2018-19 Assessments - Various Districts	<u>\$2,949,000</u>

<u>Expenditures:</u>	
Special Taxing Districts Administration	<u>\$2,949,000</u>

**SPECIAL ASSESSMENT FUNDS**  
**Special Taxing Districts-Lighting**  
**(Fund SO 900, Subfund 901)**

<u>Revenues:</u>	<u>2017-18</u>
Carryover -- Lighting Districts	\$1,453,886
Special Taxing Districts FY 2019-20 Assessments -- Lighting Districts	<u>10,319,907</u>
Total	<u>\$11,773,793</u>

<u>Expenditures:</u>	
A & R Subdivision	\$510
A & S Industrial Park	9,391
AB at Tamiami Airport 1	754
AB at Tamiami Trail	95,617
Abbro Subdivision	910
Abel Homes at Naranja Villas	2,584
Acapulco Homes	4,156
Adrian Builders at Tamiami	971
Adventure Homes	23,306
Aileen Subdivision	620
Air Park Industrial	4,575
Aladdin Subdivision	1,399
Alco Estates and Additions 1-5	9,731
Alexa Subdivision	326
Alexandria Estates	3,803
Ali Subdivision	907
Alina Estates	2,084
Allapattah	26,510
Allison Estates	3,366
Alturas de Buena Vista	451
American Homes	16,685
American Homes First Addition	12,932
Americas at Miller	4,428
Amerihomes	7,693
Amigo's Subdivision	336
Amore Subdivision	1,668
Anabah Gardens	668
Anaco Estates	1,803
Anaco Estates First Addition	1,425
Anderson Heights	29,242
Andrade Subdivision	2,894
Anta Subdivision One	838
Arien Subdivision One and Two	2,528
Arien Subdivision Section Three	1,292
Aristotle Subdivision	39,256
ASA Subdivision	2,388
Ashly Subdivision	451
Auto Nation Perrine East	1,064
AV Subdivision	207
Avanti 10 Subdivision	1,442
Bailes Common	1,452
Bailes Common First Addition	4,478
Bailes Common Second Addition	171

Balani Subdivision	4,995
Balmoral Subdivision	2,779
Barcelona Estates	2,912
Barima Estates	10,757
Baroque Estates	568
BBE Subdivision	3,567
Beacon at 97 Ave	540
Beacon at Doral	3,067
Beacon Centre	24,908
Beacon Lakes Phase One	6,264
Bel Aire	18,961
Belen Estates	2,725
Ben Granoff Park	4,063
Benson Lakes	2,397
Bent Tree Briarcliff	908
Bent Tree Commercial Park	2,907
Bent Tree Section Three	4,362
Beverly Estates	12,936
BHM East Campus Expansion	791
Biarritz Subdivision Phase One	699
Biarritz Subdivision Phase Two	953
Big Five Homes	509
Bilbao Estates	5,915
Bird Estates	2,623
Bird Gardens Subdivision	3,629
Bird Lakes South Addition Three	1,970
Bird Lakes South Section Four	6,310
Bird Lakes South Section One	6,706
Bird Lakes South Section Three	10,821
Bird Road Highlands	13,750
Bird Road Properties	2,677
Bird South	1,539
Biscayne	50,838
Biscayne Drive Estates	11,329
Biscayne Gardens	8,604
Biscayne Gardens Addition Two	13,211
Biscayne Gardens Third Addition	21,982
Biscayne Manning	13,610
Biscayne Manning First Addition	4,540
Biscayne Pines	14,652
Biscayne Point South	2,733
Biscayne Villas	6,008
Bismark Estates	637
Bismark Homes	3,608
Black Creek Homes	2,166
Blue Heaven Landing	928
Bluewaters Subdivision	37,596
BMS Kendale Lakes	588
BMS Kendall	2,142
BMS Ojus	672
Bonita	10,494
Bonita Golf View	2,001
Bonita Golf View Part Two	3,907
Bonita Grand Estates South	18,275
Brandon Park	19,131
Breckenridge Estates	1,646
Breeze at Galloway	5,291
Bridgeport Villas	736
Brighton Meadow	8,369
Bristol at Kendall	417
Bristol Park Two	2,362
Bristol Pointe	1,584
Brownsville	175,909
Buddy's Paradise	2,046
Cadiz Estates	802
California Club Estates	1,444
California Hills	8,403
Camino Real First Addition	5,214
Canero's Oak	354
Cantal West Industrial Park	548
Cantelope	4,895

Canton Subdivision	3,681
Canton Subdivision First Addition	1,390
Cape Florida	9,396
Capri Homes	1,212
Caribbean Palms	8,758
Caribe Lakes Phase One	3,336
Caribe Subdivision	1,854
Carmichael Estates	870
Carol City	325,852
Carol City First Addition	2,372
Cartal Subdivision	659
Casa Lago	5,248
Casa Lago First Addition	2,380
Casa Matias	2,303
Casariago Business Park	1,608
Castcana Estates	1,791
Castillian Subdivision	573
Cauley Palisades	940
Cedar West Homes	11,833
Cedar West Homes Two	4,023
Cenal Estates	20,140
Central Canal	29,446
Central Heights	12,038
Central Miami	13,034
Central Miami Addition One	9,916
Central Park Estates	554
Centro Villas North	3,005
Century Estates and First Addition	23,415
Century Gardens	28,017
Century Gardens at Tamiami	6,264
Century Gardens Village	4,578
Century Park Place	83
Century Park Villas	3,928
Century Prestige	4,458
Century Townhomes at Bird Road	2,770
Chadustry Estates	4,018
Chana Rose Estates	1,609
Chateau Royal Estates	5,248
Chateaubleau Mansions	2,596
Chediak Subdivision	1,240
Chediak Subdivision 1st Addition	168
Children's Plaza	1,629
Chiu Subdivision	838
Christopher Gardens	8,741
Christy's Estates	4,239
Circle Creek Apartments	1,429
CLC Subdivision	923
CMGD Subdivision	1,414
Coco Palm Estates	6,078
Colonial Drive	186,209
Colonnade	9,893
Community Partnership South	11,780
Coral Bird Homes Subdivision Phase One	4,424
Coral Bird Homes Subdivision Phase Two	1,824
Coral Highlands	16,106
Coral Pines	25,629
Coral Reef Nurseries	23,094
Coral Terrace Section One	2,200
Coral Town Park	6,546
Coral Way Estates	8,194
Coral West Heights	16,282
Coral West Homes	1,146
Cordoba Estates Section Four	739
Cordoba Estates Section One	2,643
Cordoba Estates Section Two	3,869
Corsica	11,251
Corsica Place	31,802
Cosar Subdivision	6,115
Cosmopolitan Roadway	6,755
Costa Azul Homes	722
Costa Bonita	483

Costa Dorada	1,316
Costa Linda	2,141
Costa Verde	5,890
Costall Doral East	3,575
Country Club of Miami Estates	40,456
Country Lakes Manors	38,826
Country Lakes Manors Section Two	61,129
Country Park Estates	836
Countryside and First Addition	18,839
Courts at Tuscany	7,953
Courts at Tuscany North	1,881
Courts at Tuscany Phase Two	2,724
Coventry	6,754
Cres Estates	2,096
Cres Subdivision	1,997
Crestview Lakes	16,344
Crestview Lakes First and Second Additions	16,381
Cristianne Estates	875
Cudimar at Black Point Marina	26,502
Cutler Bay Palms	13,628
Cutler Breeze	2,829
Cutler Country Estates	1,985
Cutler Country Groves	8,296
Cutler Country Groves First Addition	18,379
Cutler Lake Homes Phase One	2,461
Cutler Ridge	38,351
Cutler Ridge Addition One	104,759
CVS at Coral Way	777
CW 144 Subdivision	2,539
Dadeland Forest Estates	956
Dadeland Park	7,427
Dadesky Subdivision	3,773
Daily First Addition	1,145
Daily Subdivision	1,078
Danielle Patrick Subdivision	3,721
Darlington Manor	24,332
Datorre	1,614
Daxal subdivision	12,336
DCP SubdivisionFirst Addition	656
Deer Creek Estates	1,496
Deer Creek Estates & First Addition	3,342
Deering Point Subdivision	2,705
Digna Gas Station	1,080
Dimara Subdivision	1,003
Dimauro Subdivision	249
Dimensions at Doral	1,058
Divine Savior	2,164
Dolphin View	810
Dolphmac	1,267
Don Elias Estates	5,519
Doral Breeze	11,071
Doral Commerce Park	5,112
Doral Commons Residential and Commercial	1,303
Doral Concourse	1,518
Doral Equestrian Center	395
Doral International Park	1,029
Doral Isles Antilles	48,832
Doral Isles North Section Three	1,013
Doral Isles North Sections 1 & 2	22,283
Doral Landings	14,794
Doral Meadows First Addition	2,748
Doral Park	52,070
Doral Pointe Shopping Center	517
Doral Public Works Facility	1,930
Doral Terrace	5,062
Doranda Subdivision	5,122
DVH Estates	12,184
Eagles Point First Addition	1,231
Eagles Point Subdivision	1,667
East Golf Park	22,786
Ed Mar Estates	1,413

Eden Lake	3,781
EFM Estates Sections 1-4	55,232
Egret Lakes Homes	24,909
Elise Estates	7,960
Emerald Isles	5,141
Emerald Lakes Estates	5,664
Emerald Oaks	1,737
Emerald Point	1,338
Enchanted Lakes	4,610
Enchanted Place, Two & Three	6,657
Enclave at Black Point Marina	24,921
Enclave at Doral	2,967
Erica Gardens	6,861
Esplanadas Dreams	2,130
Esquerro Estates	2,508
Estate Homes	5,570
Estate Homes Second Addition	1,291
Estate Homes Third Addition	562
Estates Mansions First Addition	10,856
Ethereal Subdivision	3,048
Eureka Creek	1,559
Eureka Estates	3,331
Eurosuites at Doral	4,862
Eve Estates	5,595
Evergreen Garden Estates	8,398
Expressway Industrial Park	9,567
Fantasy Homes	4,972
Fantasy One	8,419
Farmland Development	482
Fava Estates	2,368
FC Subdivision	13,832
FEDEX Ground Facility	90
Fedy Estates	757
Ferel Subdivision	444
Fernal Subdivision	2,533
Five Stars	281
Flamingo Farms Estates	7,729
Flamingo Homes	10,133
Flamingo Village	11,380
Flightways Subdivision	3,266
Floencia Estates	6,439
Forest Lake Paradise	1,676
Forest Lakes	56,490
Forest View	13,658
Gabriella Estates	1,408
Galloway Estates	1,499
Galloway Glen	55,497
Garden Cove Estates	8
Garden Hills Subdivision	38,116
Garden Hills West	38,741
Garson Subdivision Section One	3,389
Gasser Subdivision	392
GB Estates	14,640
GC Corp IAD	2,218
Gefen Equity Commercial Subdivision	1,156
Gefen Maisel Subdivision	497
Gem Homes	22,444
Genstar	2,637
Glenwood Park Estates	3,728
Gold Dream Estates	1,120
Golden Glades	14,901
Goldvue	1,675
Golf Park Minton Manor Fairmont	26,660
Gordon Estates	1,947
Goulds	85,435
Goulds Hammock Estates	2,563
Gran Central	88,136
Granada Homes Estates	1,133
Granada Ranch Estates	2,139
Grand Bay at Doral	22,868
Grand Lakes	62,550

Grand Manor Villas	2,630
Habitat Homes South	4,133
Hainlin Mill Estates	462
Hainlin Mills Park View	1,091
Hainlin Reef North	1,764
Hammock Plaza	982
Hammock Shores Third Addition	5,232
Hammocks Estates	12,767
Hammocks Shores	6,208
Hammocks Shores Second Addition	4,592
Hampton Apartments	4,194
Happy Farms Acres	16,238
Hardin Hammocks Estates	3,314
Hardwood Village	8,893
Hartford Place	15,091
Hawksnest	2,272
Hawksnest First Addition	1,256
Hawksnest Second Addition	961
Heavenly Estates	2,022
Helena Homes	8,358
Helena Homes First Addition	712
Hermilio Subdivision	1,598
Heti Subdivision	508
Hibiscus Gardens	2,681
Hidden Grove	6,043
Highland at Kendall	6,906
Highland Gardens	10,263
Highland Kendall First Addition	7,886
Highland Lakes Estates	1,041
Highland Sparling	40,990
Hilda's Estates Subdivision	3,565
Homestar Landings	4,613
Howard Drive	34,433
Hughes West Subdivision	3,962
Ibis Villas	2,221
Ibis Villas at Doral	4,845
Intag Manor First Addition	1,417
Interion Homes	884
Interlaken	6,037
International Corporate Park	29,663
International Gardens	73,598
Isabella Estates	584
Isabella Homes	1,423
Isla Margarita at Doral	998
Islands at Doral	17,013
Islands at Doral First Addition	17,911
Islands at Doral Northwest	17,783
Islands at Doral Townhomes	3,026
Ives Estates	47,962
Jacarandas at Sunset	2,303
Jackson South Community Hospital	4,286
Jacqueline Gardens	629
Jane Plaza	1,142
JAR Subdivision	533
Argute Subdivision	2,966
JC Kern Estates	8,992
Jeannie Forest	4,208
Jefferson at Doral	3,792
Jessalyn Subdivision	14,130
Juan David Subdivision	1,006
Kaiser Subdivision	786
Karameros Falls	947
Kayla's Place	14,833
Kendal and Center	2,392
Kendall Breeze	8,341
Kendall Country Est. Country Walk	13,552
Kendall Family Estates Phase One	12,771
Kendall HammocksShopping Center	1,259
Kendall Home Depot	845
Kendall Town Center	29,458
Kendall Village West	2,734

Kendallland	30,406
Kendallwood	9,871
Kendallwood Industrial Park Replat	4,568
Kenellen Subdivision	1,101
Kenwood Estates	1,127
Kessler Grove Section One	9,718
Kessler Grove Section Two	7,598
Kessler Groves Sections Three and Four	21,956
Key Biscayne One	18,565
Key Biscayne Two	7,434
Keystone	7,929
Kingdom Dreams	7,783
King's Estates	1,924
King's Homes	1,730
Koki Estates	889
Koki Estates First Addition	839
Kristina Estates	17,254
Krizia Subdivision Fifth Addition	2,209
Krizia Subdivision First Addition	4,907
Krizia Subdivision Fourth Addition	2,986
Krizia Subdivision Third Addition	1,542
La Costa at Old Cutler Section One	4,278
La Costa at Old Cutler Section Two	2,243
La Espada	4,035
La Joya Apartments	4,349
Laffitte Subdivision	2,177
Lago del Mar	44,199
Lago Mar First Addition	5,076
Lago Mar South	7,965
Laguna Ponds Sections One and Two	38,987
Lake Arcola	7,776
Lake Frances Subdivision	13,710
Lake Park	10,506
Lakes by the Bay Section Fourteen	13,273
Lakes by the Bay South Commons	91,823
Lakes of Avalon	19,531
Lakes of Tuscany Phase One	11,931
Lakeside Commercial Park	581
Lakeview	31,481
Landmark at Doral	15,138
Laroc Estates	7,345
Laroc Subdivision	189
Larose Subdivision	911
Las Palmas	12,078
Laurel Hill Park	11,572
Lauren's Pond	4,428
Lazarus on Richmond	10,039
Le Chelle Estates	5,917
Le Mirage	5,684
Lee Manor	15,818
Lee Manor First Addition	14,912
Lejeune Terminals	32,981
Les Jardins / Secret Garden	930
Leti Subdivision	2,528
Leti Subdivision First Addition	1,294
Leti Subdivision Third Addt.	930
Leyva Subdivision	1,477
Liberty City	90,551
Liberty Plaza	4,281
Lilandia Subdivision	2,696
Limewood Groves	26,227
Little Gables	22,851
Little Plantations of Miami	20,524
Little River Acres	9,264
Llanos at Bird Road	1,399
Llauro Subdivision	468
London Square	7,847
Lorant Enterprises at Tamiami	1,154
Loyola Westbrooke	5,319
Luisangel Subdivision	727
Luz Estela South	6,896

Luz Marina Estates	688
Magnolia Landing	5,981
Magnolia Manors	1,042
Majestic Estates	30,595
Majestic Homes	8,349
Mako Subdivision	799
Mandarin Lakes and First Addition	29,276
Mandy Subdivision	13,263
Mangus Subdivisions Sections One and Two	16,536
Mansions at Sion	3,280
Mansions of Pine Glenn	1,469
Maralex Homes	14,101
Marbella Estates	1,459
Marbella Park	7,331
Mardel Estates	3,978
Marfer Subdivision	845
Margarita's Estates	4,555
Maria Gardens	9,235
Marien Subdivision	4,469
Marpi Homes	5,433
Marquesa Subdivision	935
Marta Subdivision	670
Martex BusinessCenter and First Add.	3,363
Mashta Island	2,306
Mastrapa Estates	482
Matah Subdivision	315
Mayito Estates	250
Mayte South	3,975
Mayte Subdivision	6,781
MDPD North District Station	1,528
Meadow Wood Manor Sec. Nine	11,381
Meadow Wood Manor Sec. Eight North	3,786
Meadow Wood Manor Sect. Eight South	5,849
Meadow Wood Manor Section Four	29,104
Meadow Wood Manor Section Ten	6,751
Med South	20,111
Mediterrania	10,656
Melgor Estates	3,371
Melody Homes	637
Melquiades Subdivision	568
Miami Free Zone Replat No 2	987
Miami Gardens Park	2,812
Miami International Business Park	10,052
Miami International Parkway	7,986
Mica Subdivision and First Addition	1,784
Mica Subdivision Second Addition	244
MICC	13,809
Micheline Subdivision	381
Michelle Manors Subdivision	5,374
Michelle Woods	3,953
Migdalia Subdivision	1,661
Migdalia Subdivision Second Addition	454
Millenium	901
Miller Cove	5,085
Miller Cove First Addition	3,826
Miller Cove Third Addt.	1,062
Miller Grove	354
Miller Lake	3,790
Miller South Subdivision	2,085
Miller's Glen Subdivision	5,712
Miller's Landing	874
Milon Venture	47,800
Milya Subdivision	3,508
Mimi Subdivision	1,624
Mindi Subdivision	1,857
Mingo's Garden	538
Mirabella	1,888
Miracle West	2,598
Miracle West First Addition	474
Mirana Industrial Park	2,027
Mirasol Subdivision	1,027

Mirelda Estates	9,291
Missy Estates Second Addition	610
Mitchell Lake	4,090
Mito Estates	3,159
Monaco Estates	3,819
Monaco Estates First Addition	7,189
Monaco's Miller Homesites	1,144
Monasterio Estates Section One	3,956
Monasterio Estates Section Two	864
Monasterio Subdivision	2,827
Monique	2,118
Moody Drive Estates	7,905
Moody Drive Estates First Addition	3,203
Mother of Christ	1,003
Munne Estates	3,940
Munne Royal Homes	7,063
Mustang Ranch	6,963
My First Home	5,032
Mystic Forest	1,411
Mystic Forest Two	440
Mystic Place	906
Naranja Gardens	14,171
Naranja Lakes	16,486
Naranja Park	13,974
Naroca Estates	12,320
Natalie Homes	4,111
Nava Subdivision	627
Nelfer Subdivision	3,018
Nelia Subdivision	685
Nelmar Subdivision	1,324
Nelsay Plaza	695
Nicoi Tract	1,266
Nicolle Subdivision	3,071
Nilo Estates	3,055
Nilo Subdivision	2,762
Nito Estates Subdivision	1,832
Nomar Estates	1,640
North County	293,513
North Lake Commerce	2,060
North Lake Park	2,279
North Palm Estates	11,509
Northwest Shores	38,332
November Heights	1,746
Nunez Estates	472
Nunez Homes	750
Nyurka Estates	806
Oak Creek	11,415
Oak Creek South	10,132
Oak Lane	2,749
Oak Park	29,081
Oak Park Estates Section One	10,865
Oak Ridge Falls	2,036
Oak Ridge Falls First Addition	1,898
Oak Ridge Falls Second Addition	2,156
Oak Ridge Villas	2,035
Oak South Estates	11,255
Oakland Estates	7,448
Oakland Park	11,868
Oaks and Pines	1,733
Oaks South	10,793
Old Country Road Estates	1,828
Old Cutler Apartments	2,390
Old Cutler Forest	3,533
Old Cutler Homes	1,474
Olivia's Subdivision	1,405
Ozambela Subdivision	513
PA at Coral Reef	4,950
PA at West Sunset	2,375
Palapala	3,435
Palm Spring Estates	11,519
Palm Springs No. Underground	18,049

Palm Springs North	60,844
Palmas del Bosque First Addition	879
Palmetto Lakes Industrial Park	58,983
Pan American West Park	19,385
Park Centre Business Park	4,689
Park Lake Sections 1-4	12,404
Park Lakes	9,846
Park Lakes by the Meadows Phase Six	4,640
Park Lakes by the Meadows Phase Three	4,702
Park Lakes by the Meadows Phases 4-5	5,221
Park Shores	24,009
Parkview Condominiums	3,536
Parkview Townhomes Phase One	797
Paul Marks	9,813
Peacock's Point	1,707
Pedro Alberto Subdivision	2,657
Pelican Bay at Old Cutler Lakes	29,730
Pelican's Point	3,737
Pena Subdivision	2,683
Peral Subdivision	6,597
Peterson	4,759
Pete's Place	4,811
PI Estates	6,093
Pine Manor	4,356
Pine Needles East Section Five	1,565
Pinewood Manor	5,781
Pinewood Park	20,896
Pinewood Park Extension (18-3)	26,686
Plaza del Paraiso	1,787
Pleasure Village South	3,113
Poinciana Lakes Subdivision	792
Ponce Estates	10,018
Ponce Estates Section Two	7,507
Potamkin Subdivision	1,295
Precious Executive Homes	5,871
Precious Forest Homes	4,172
Precious Homes at Lakes by the Bay	2,623
Preserve at Doral	1,362
Presidential Estates	4,037
Prince of Peace Catholic Church	2,038
Princetonian	55,170
Puerto Bello at Doral	1,315
Punta Gorda Estates	1,849
PVC Estates	1,778
PVC Estates First Addition	247
PVC Subdivision	1,492
PVC Subdivision First Addition	727
Quirch Subdivision	4,116
Raas Subdivision	2,583
Raas Subdivision No 2	1,490
Ram Commercial Tract	358
Rana Park	6,668
Red Gardens	4,148
Redland East	270
Redland Estates	6,021
Redlands Colonial Estates	1,474
Redland's Cove	7,289
Redlands Forest	3,694
Renaissance Estates	11,560
Renegade Point Subdivision	3,987
Reserve at Doral	3,207
Reserve at Doral West	769
Richland Estates	13,067
Richmond Heights	90,229
Richmond Heights Addition One	29,832
Richmond Homes	3,500
Richmond Homes First Addition	2,315
Rieumont Estates	5,025
Rita Garden - The Center	407
Rivendell	8,108
Rivendell East	4,587

Riverbend	23,064
Riverside	1,315
Riviera Grand Estates Subdivision	4,411
Riviera Preparatory School	4,307
Riviera South	2,214
Riviera Trace	10,256
Riviera West	2,297
RJ Katz	9,284
Roel Subdivision	3,333
Roger Homes	7,849
Rose Glen	3,979
Rosewood Homes	2,092
Rosmont Subdivision No 3	366
Royal Cutler Estates	4,149
Royal Landings	8,299
Royal Landings Estates	2,016
Royale Green Section One	35,206
Royale Green Townhouse	49,024
Royalton Subdivision	6,644
Rustic Lakes	2,906
Rustic Lakes Addition One	5,983
SAB Subdivision	342
Sabal Palm	54,419
Sabina Shopping Center	784
Sable Palm Estates	7,088
Sabrina Twinhomes Subdivision	3,026
Salcines Subdivision	338
Salma Lake	7,871
Saminik Subdivision	3,010
San Denis San Pedro Estates	13,378
San Diego Subdivision First Addition	1,394
San Marino Estates	2,682
San Valentin	1,086
Santa Barbara Subdivision	3,737
Santa Monica Estates	621
Sarco Subdivision	1,411
Savannah Landing	1,498
Savannah/Doral	5,200
Schenley	8,710
Sella Subdivision	7,021
Sevilla Heights	2,394
Sharon Estates	3,395
Shirtee One and Two	1,995
Shoma at Country Club of Miami	2,800
Shoma Estates	29,774
Shoma Homes at Old Cutler Point	9,503
Shoma Homes at Tamiami Two	19,094
Shoma Kendall	9,080
Shoma Villas at Country Club of Miami 1	850
Shomar Subdivision	1,650
Shops at 107	1,064
Shops at Tuscany	3,085
Shoreway Subdivision	41,476
Shrader's Haven	1,279
Sierra	36,913
Signature Gardens Subdivision	923
Silver Palm East and Silver Palm West	107,536
Silver Palm Homes	28,667
Silver Palm Lake	13,347
Silver Palm Plantation	1,767
Silver Palms Park	2,717
Silvia Subdivision	2,392
Sinos Estates	478
Sion Estates	1,478
Sion Estates First Addition	1,174
Sky Lake	40,457
Sky Lake Homes	7,633
Sky Lake Homes Second Addition	2,551
Sky Lakes First Addition	9,548
Skylake Gardens Condo No. 4	2,039
Snapper Creek Park	11,734

Sofia Estates	286
Soto Mansions	5,701
South Allapattah Center	3,095
South Gate Subdivision	4,154
South Indian Subdivision	1,256
South Miami Heights	391,370
South Point	1,074
South Point First Addition	236
South Pointe Cove	839
South Springs Homes	3,851
South View Subdivision	1,735
Southwest Section One	288,974
Southwest Section Two	24,376
Southwest Section Two Addition One	2,488
Southwind Point	3,837
Spanish Garden Villas	1,931
Spanish Lakes	13,542
Spicewood Subdivision	36,380
Spring West Estates	1,667
Star High Subdivision	836
Star Lakes	6,875
Stephanie Subdivision First Addition	1,234
Stephanie's Subdivision	1,287
Stephens Manor	14,801
Strawberry Fields Homes	12,339
Stuart International Subdivision	1,164
Summerville and First Addition Subdivisions	4,489
Summerwind Subdivision	2,356
Sunnyview Subdivision	6,850
Sunrise Commons	3,158
Sunset Apartments	12,826
Sunset Cove	1,620
Sunset Farms	2,336
Sunset Harbour Section Six	2,453
Sunset Homes	6,513
Sunset Lake Townhomes	2,454
Sunset Lakes Estates	1,876
Sunset Lakes Estates 1 & 2	3,084
Sunset Park	47,985
Sunset Pointe	1,730
Sunset Residential	625
Sunset Square	2,108
Sunset West	39,033
Sunshine State Industrial Park	50,086
Sunswept Isle	8,230
Superior Homes Estates	8,398
Superior Subdivision	514
Superior Trace	2,335
Sussyan Subdivision	368
Sylvia Subdivision	577
T & F Subdivision	5,155
Tabor	440
Tallahassee Gardens	13,521
Tallahassee Gardens First Addition	5,511
Tallamoody	15,043
Tamiami Gefen Industrial Park	4,405
Tamiami Industrial Park	436
Tamiami Lakes	40,275
Tamiami Marketplace	658
Terry Enterprise	813
The Falls	12,898
The Hammocks	169,803
The Hamptons	903
The Lakes	15,306
The Mansions at Sunset	9,794
The Mansions at Sunset Second Addition	4,101
The Palace at Kendall First Addition	694
The Villas of Barcelona	524
Thousand Pines	8,583
Tiffany at Sunset	331
Torremolinos	1,363

Town and Country Professional Center	1,028
Town Park Estates	23,340
Town Park Estates Addition One	4,868
Tradition at Kendall	481
Transal Corporate Park	5,800
Transal Service Park	543
Truval Gardens	656
Truval West Subdivision	563
Tuscan Lake Villas	3,359
Tuscany Place	4,524
Tuscany Villas West	2,049
Twin Homes Estates	2,873
Twin Lake Shores	6,564
Twin Lakes	58,018
United Storage Doral	388
University Manor	13,468
V & Q Holdings Subdivision	710
Valencia Grove	7,274
Valencia Grove Estates	13,275
Vanessa Ranch	11,164
Vary Subdivision	852
Vecin Homes First Addition	1,280
Vega Coral Way Subdivision	441
Venetian Lake	6,105
Venetian Parc and Venetian Parc West	15,923
Venezia Homes Estates	10,727
Veranda Subdivision	4,690
Vessel	7,450
Victoria Bay Estates	2,920
Villa Castillo	1,183
Villa Esperanza	2,223
Villa Real at Doral	1,167
Villa Sevilla	6,294
Village Green	61,476
Village Green Underground	19,289
Villages of Homestead	23,283
Villas del Campo Subdivision	21,570
Vintage Estates	2,745
Virginia Estates	2,331
Viscaya Villas	1,222
Vista Subdivision	14,091
Vitran at Naranja Estates	4,976
Vitran Homes at Morningside & Homes at Morningside	6,569
VM Estates	1,078
VTL Subdivision	1,253
Wal Mart Hialeah	14,333
Watersedge	2,189
WDL D Subdivision	2,369
Weitzer Hammocks Homes	17,369
Weitzer Killian Place	3,126
Weitzer Serena Lakes	12,305
Weitzer Serena Lakes Estates	3,561
Weitzer Serena Lakes West Section Two	3,483
West Cherry Grove	6,285
West Dade Land Subdivision	1,260
West Dade Subdivision	907
West Doral Lakes	6,706
West Flagler Estates	3,978
West Kendall Best	26,847
West Lakes Estates Subdivision	6,593
West Little River	14,567
West Perrine	49,154
West Winds Estates	409
Westbrook Addition No Five	3,027
Westbrooke	4,799
Westbrooke Gardens	12,459
Westbrooke Third Addition	5,347
Westchester	167,991
Westchester Park	2,117
Westgate Gardens	16,610
Westpointe Business Park	11,165

Westwind Lakes	57,229
Whistling Pines Creek	2,073
Winston Park	134,044
Wittman	184,736
Wonderly Estates	17,991
Woodlands	4,420
Woodside Oaks	7,927
Yasamin Subdivision	237
Zac Subdivision	1,215
Zamora's Grove	1,109
Zamora's Grove First Addition	153
Zenteno Subdivision	836
Zoe Miller Estates	1,090
Zumma Subdivision	558
Zunjic Estates	2,074
Reserves	1,829,178
<u>Total</u>	<u>\$11,773,793</u>

**SPECIAL ASSESSMENT FUNDS**  
**Special Taxing Districts - Security Guards**  
**(Fund SO 900, Subfund 905)**

<u>Revenues:</u>	<u>2019-20</u>
Carryover -- Security Guard Districts	\$822,592
Special Taxing Districts FY 2019-20 Assessments -- Security Guard Districts	<u>9,935,631</u>
<u>Total</u>	<u>\$10,758,223</u>
<u>Expenditures:</u>	
Allison Island	\$274,095
Bay Heights (Roving Patrol)	451,789
Belle Meade	275,551
Belle Meade Island	284,366
Biscayne Beach	282,610
Brickells Flagler (Roving Patrol)	237,505
Coventry	247,434
Davis Ponce (Roving Patrol)	433,529
Devonwood (Roving Patrol)	246,263
Enchanted Lake	638,507
Entrada	271,548
Fairhaven (Roving Patrol)	130,048
Four Way Lodge Estates	265,673
Gables by the Sea	591,149
Highland Gardens	260,092
Highland Lakes	559,398
Keystone Point	855,580
Morningside	597,637
Natoma Manors (Roving Patrol)	66,489
North Bay Island	285,894
North Dade Country Club / Andover	603,010
Oak Forest	650,708
Oak Forest (Roving Patrol)	531,483
Palm and Hibiscus Island	696,633
Sabal Palm (Roving Patrol)	170,232
Sans Souci	519,471
Star Island	<u>331,529</u>
<u>Total</u>	<u>\$10,758,223</u>

**SPECIAL ASSESSMENT FUNDS**  
**Special Tax Districts - Landscape Maintenance**  
**(Fund SO 900, Subfund 906)**

<b><u>Revenues:</u></b>	<b><u>2019-20</u></b>
Carryover - Landscape Maintenance Districts	\$2,062,887
Special Taxing Districts FY 2019-20 Assessments -- Landscape Maintenance Districts	5,417,228
Transfer of Secondary Gas Tax for Right-of-Way Maintenance (Fund CO 330, Various Subfunds)	<u>382,000</u>
Total	<u>\$7,862,115</u>
<b><u>Expenditures:</u></b>	
Air Park Industrial	\$21,274
Alco Estates & Addition 1-5	31,867
Alexandria Estates	20,743
Allison Estates	15,424
Aristotle Subdivision	69,055
Balani Subdivision	23,000
Biscayne Drive Estates	21,993
Bonita Golf View 2nd Add	30,530
Bonita Grand Estates South	20,406
Camino Real Estates & 1st Addn	11,714
Candlewood Lakes Lake Maintenance	18,600
Capri Homes	15,108
Casa Lago Subdivision	10,380
Casa Lago 1 St Addition	17,354
Cedar West Homes Three	27,559
Cedar West Homes Two	19,845
Century Estates & 1st Add	143,637
Chateau Royal Estates	65,281
Christopher Gardens	46,881
Colonnade	131,780
Coral West Homes	13,835
Corsica Landscape	60,628
Corsica Place Landscape	63,204
Cosmopolitan Roadway	23,161
Countryside & First Addition Multi	128,279
Crestview Lakes 1&2nd Addition	34,407
Cutler Bay Palms	58,975
Cvs-167	14,405
Danielle Patrick Subdivision	20,585
Deer Creek Estates & First Addition	8,378
Dolphin Center	866,153
Doral Isles Landscape	182,951
Doral Park Landscape	392,587
DVH Estates	32,329
East Oakmont Dr	25,681
Eden Lakes	28,695
Emerald Lakes Estates	18,800
Erica Gardens	32,680
Evergreen Garden Estates	23,135
Fava Estates	7,566
Floencia Estates	9,826
Forest Lakes	230,295
Forest View Subdivision	17,678
Free Zone Ind. Park	26,229
Garden Hills Landscape	104,450
Garden Hills West	116,215
Genstar	26,946
Goulds Hammock Estates	17,774
Grand Lakes	354,278
Hainlin Reef North	17,730
Helena Homes	9,995
Highland Lakes Lake Maintenance	21,782
Hilda's Estates Subdivision	5,344
Homestar Landings	31,627
Interian Homes Landscape	9,471
Jarguti Subdivision	7,400
JC Kern Estates	40,715
Joanna Estates	10,901
Kendale Lakes	699,978

Kendalland	244,513
Keystone	21,844
Kingdom Dreams	115,534
Kings Estates	14,143
Lake Frances 1st Addition	17,500
Laroc Estates	17,714
Lauren's Pond	17,700
Limewood Groves	112,173
Mangus Subdivision Sect 1&2	109,126
Marpi Homes	50,004
Mediterranea	34,096
Melody Homes	6,323
Miller Cove	52,863
Miller Cove 1st Addition	13,264
Miller Lake	22,491
Milon Venture	90,705
Missy Estates First Addition	19,000
Moody Drive Estates	25,733
Moody Drive Estates First Addition	20,877
Naranja Gardens	28,835
North Palm Estates	19,022
Oakland Estates	20,929
Oaks South Estates	35,620
Old Cutler Homes Landscape	39,470
Olivia's Subdivision	10,080
Park Lakes	35,733
Park Lakes by the Meadow Phase 6	13,289
Park Lakes by the Meadows Phase 3	6,800
Park Lakes By The Meadows Phases 4-5	20,345
Pete's Place	26,796
Ponce Estates	52,215
Ponce Est Sect 2	26,529
Precious Executive Homes	25,338
Precious Forest Homes	29,693
Renaissance Estates	39,140
Renaissance Ranches	49,502
Rieumont Estates	25,652
Royal Harbor Yacht Club	41,550
Royal Landings	24,440
Royal Landings Estates	10,755
Sable Palm Estates	77,551
San Denis San Pedro	50,891
Santa Barbara Subdivision	46,198
Sella Subdivision	29,733
Shoma Homes at Tamiami II	196,155
Shoreway Subdivision	139,122
Sinos Estates Landscape	8,695
Sky Lake Golf Club	36,869
South Kendall Estates	14,296
Sunset Cove	17,154
Superior Subdivision	9,265
Valencia Grove Estates	22,619
Venetian Lake	15,993
Watersedge	13,772
West Kendall Best	138,114
Westwind Lakes	410,145
Wonderly Estates	66,888
Woodlands	29,714
Zamora's Grove	12,106
Right-of-Way Maintenance	<u>382,000</u>
Total	<u>\$7,862,115</u>

**SPECIAL ASSESSMENT FUNDS**  
**Special Tax Districts - Road Maintenance**  
**(Fund CO 910, Subfund 910)**

<u>Revenues:</u>	<u>2019-20</u>
Special Taxing Districts FY 2019-20 Assessments - Road Maintenance Districts	<u>\$116,386</u>

<u>Expenditures:</u>	<u>2019-20</u>
Hibiscus Island	<u>\$116,386</u>

**MIAMI-DADE AVIATION DEPARTMENT**  
**Revenue Fund**

<u>Revenues:</u>	<u>2019-20</u>
Carryover	\$87,883,000
Miami International Airport	834,209,000
Tamiami Airport	2,573,000
Opa-Locka Airport	7,060,000
Homestead Airport	420,000
Training and Transition Airport	14,000
Transfer from Improvement Fund	<u>92,000,000</u>
 Total	 <u>\$1,024,159,000</u>

<u>Expenditures:</u>	<u>2019-20</u>
Miami International Airport	\$542,930,000
Tamiami Airport	1,098,000
Opa-Locka Airport	1,185,000
Homestead Airport	488,000
Training and Transition Airport	<u>332,000</u>
 Subtotal Operating Expenditures	 <u>\$546,033,000</u>
 Transfer to Other Funds:	
Sinking Fund	\$287,002,000
Reserve Maintenance	15,000,000
Improvement Fund	<u>83,298,000</u>
 Subtotal Transfers to Other Funds	 <u>\$385,300,000</u>
 Operating Reserve/Ending Cash Balance	 <u>\$92,826,000</u>
 Total	 <u>\$1,024,159,000</u>

**MIAMI-DADE AVIATION DEPARTMENT**  
**Interest and Sinking Fund**

<u>Revenues:</u>	<u>2019-20</u>
Carryover	\$169,500,000
Capitalized Interest- from Bond proceeds	6,500,000
Transfer from Revenue Fund	287,002,000
Passenger Facility Charges Revenues	82,000,000
Interest Earnings	<u>5,000,000</u>
 Total	 <u>\$550,002,000</u>

<u>Expenditures:</u>	<u>2019-20</u>
Debt Service - Principal	\$143,175,000
Debt Service - Interest	240,410,000
Transfer to Improvement Fund	2,000,000
Ending Cash Balance	<u>164,417,000</u>
 Total	 <u>\$550,002,000</u>

**MIAMI-DADE AVIATION DEPARTMENT  
Double Barrel Bonds**

<b><u>Revenues:</u></b>	<b><u>2019-20</u></b>
Carryover	\$38,100,000
Transfer from Improvement Fund	15,294,000
Interest Earnings	<u>1,000,000</u>
 Total	 <u>\$54,394,000</u>
 <b><u>Expenditures:</u></b>	
Payment of Double Barrel Bonds Debt Service	\$15,434,000
Ending Cash Balance (Reserve for Claims)	<u>38,960,000</u>
 Total	 <u>\$54,394,000</u>

**PUBLIC HOUSING AND COMMUNITY DEVELOPMENT  
Public Housing Operations Fund**

<b><u>Revenues:</u></b>	<b><u>2019-20</u></b>
Rental Income	\$17,903,000
Interest Income	157,000
Miscellaneous Operating Revenues	2,526,000
Public Housing Subsidy	48,660,000
Federal Grants	<u>3,460,000</u>
 Total	 <u>\$72,706,000</u>
 <b><u>Expenditures:</u></b>	
Operating Expenditures	\$60,692,000
Transfer to Central Office Cost Center Fund	11,142,000
Reserves	<u>872,000</u>
 Total	 <u>\$72,706,000</u>

**PUBLIC HOUSING AND COMMUNITY DEVELOPMENT  
Central Office Cost Center (COCC) Fund**

<b><u>Revenues:</u></b>	<b><u>2019-20</u></b>
Miscellaneous Revenue	\$580,000
Federal Grants	1,730,000
Transfer from Countywide General Fund (Fund GF 010, Subfund 010)	262,000
Transfer from Section 8 Housing Choice Voucher Fund	1,283,000
Transfer from Public Housing Operations Fund	<u>11,142,000</u>
 Total	 <u>\$14,997,000</u>
 <b><u>Expenditures:</u></b>	
Central Office Operations	\$11,842,000
Reserves	<u>3,155,000</u>
 Total	 <u>\$14,997,000</u>

**PUBLIC HOUSING AND COMMUNITY DEVELOPMENT  
Section 8 Housing Choice Voucher**

<b><u>Revenues:</u></b>	<b><u>2019-20</u></b>
Housing Assistance Payments	\$202,069,000
Section 8 Administrative Fee	23,771,000
Miscellaneous Revenues	<u>2,547,000</u>
Total	<u>\$228,387,000</u>

<b><u>Expenditures:</u></b>	
Section 8 Program Administration	\$14,243,000
Section 8 Housing Assistance Payments	204,595,000
Transfer to Central Office Cost Center Fund	1,283,000
Reserves	<u>8,266,000</u>
Total	<u>\$228,387,000</u>

**PUBLIC HOUSING AND COMMUNITY DEVELOPMENT  
Housing and Community Development Operating Funds**

<b><u>Revenues:</u></b>	<b><u>2019-20</u></b>
Carryover	\$263,433,000
Community Development Block Grant (CDBG) FY 2019 Entitlement	10,858,000
Documentary Stamp Surtax	29,000,000
Emergency Shelter Grant	1,040,000
Program Income	1,941,000
HOME Investment Partnerships Program Entitlement FY 2019	4,436,000
State Housing Initiative Partnership Program (SHIP) FY 2019 Entitlement	1,437,000
Loan Repayments	16,867,000
Interest on Investments	2,922,000
Loan Servicing Fees	1,668,000
Miscellaneous Revenue	<u>5,179,000</u>
Total	<u>\$338,781,000</u>

<b><u>Expenditures:</u></b>	
Administration CDBG and HOME	\$7,960,000
Operating and Programmatic Expenditures	55,294,000
Transfer to General Government Improvement Fund - (GGIF) (Fund CO 310, Subfund 313) for Debt Service	975,000
Reserves	<u>274,552,000</u>
Total	<u>\$338,781,000</u>

**PUBLIC HOUSING AND COMMUNITY DEVELOPMENT  
Targeted Urban Areas  
U.S. HUD Economic Development Initiatives Section 108 Loan**

<b><u>Revenues:</u></b>	<b><u>2019-20</u></b>
Economic Development Initiatives Carryover	\$79,000
CDBG Carryover	<u>2,350,000</u>
Total	<u>\$2,429,000</u>

<b><u>Expenditures:</u></b>	
Transfer to Debt Service	<u>\$2,429,000</u>

**PUBLIC HOUSING AND COMMUNITY DEVELOPMENT  
Brownfields Economic Development Initiative (BEDI)  
U.S. HUD Section 108 Loan**

<b><u>Revenues:</u></b>	<b><u>2019-20</u></b>
BEDI Carryover	<u>\$551,000</u>
 <b><u>Expenditures:</u></b>	
Payment to Debt Service	\$144,000
Debt Service Reserve	<u>407,000</u>
 Total	 <u>\$551,000</u>

**MIAMI-DADE WATER AND SEWER  
Revenue Fund**

<b><u>Revenues:</u></b>	<b><u>2019-20</u></b>
Operating:	
Water Production	\$332,599,000
Wastewater Disposal	394,186,000
Other Revenues	<u>32,322,000</u>
 Subtotal Operating Revenues	 <u>\$759,107,000</u>
Non-operating:	
Interest Income (Net of Changes in Non-Cash Items)	\$14,150,000
FY 2019-20 Cash Requirement per Bond Ordinance	<u>78,099,000</u>
 Subtotal Non-Operating Revenues	 <u>92,249,000</u>
 Transfer from Other Funds:	 \$1,793,000
 Total	 <u>\$853,149,000</u>
 <b><u>Expenditures:</u></b>	
Operating:	
Water Production	\$189,561,000
Wastewater Disposal	262,790,000
Administrative Reimbursement	28,011,000
Capital Funding:	
Renewal and Replacement	90,000,000
Fire Hydrant Fund (Net of \$1,000,000 Transfer to Fire Department)	<u>2,441,000</u>
 Subtotal Operating Expenditures	 <u>\$572,803,000</u>
 Non-operating:	
FY 2019-20 Cash Requirement per Bond Ordinance	<u>\$80,060,000</u>
 Total Debt Service Requirements (Including interest earnings)	 <u>\$200,286,000</u>
 Total	 <u>\$853,149,000</u>

**MIAMI-DADE WATER AND SEWER  
Debt Service Fund**

<b><u>Revenues:</u></b>	<b><u>2019-20</u></b>
FY 2019-20 Debt Service Fund Requirement	\$130,641,000
Interest Earnings	6,532,000
Transfer from Revenue Fund	<u>200,286,000</u>
Total	<u>\$337,459,000</u>

<b><u>Expenditures:</u></b>	
Debt Service Payments	\$206,818,000
FY 2019-20 Debt Service Fund	<u>130,641,000</u>
Total	<u>\$337,459,000</u>

**MIAMI-DADE WATER AND SEWER  
General Reserve Fund**

<b><u>Revenues:</u></b>	<b><u>2019-20</u></b>
Carryover	<u>\$74,318,000</u>

<b><u>Expenditures:</u></b>	
Transfer to Revenue Fund	\$1,793,000
Ending Cash Balance	<u>72,525,000</u>
Total	<u>\$74,318,000</u>

**MIAMI-DADE WATER AND SEWER  
Rate Stabilization Fund**

<b><u>Revenues:</u></b>	<b><u>2019-20</u></b>
Carryover	<u>\$30,534,000</u>

<b><u>Expenditures:</u></b>	
Ending Cash Balance	<u>\$30,534,000</u>

**JACKSON HEALTH SYSTEMS  
Operating Budget  
Including Funded Depreciation**

<b><u>Revenues:</u></b>	<b><u>2019-20</u></b>
Transfer from Countywide General Fund (Fund GF 010, Subfund 010) for Maintenance of Effort	\$213,259,000
County Health Care Sales Surtax	276,780,000
Net Patient Service Revenue	1,388,796,000
Other Operating Revenues excluding JMH Health Plan Revenue	197,969,000
Other Non-Operating Revenue	34,634,000
Cash Carryover Available for Operations	<u>261,432,000</u>
 Total*	 <u>\$2,372,870,000</u>
 Operating Expenses excluding JMH Health Plan Purchase of Services	 \$2,111,438,000
Depreciation/Transfer to Capital	125,767,000
Principal Payments	9,710,000
Reduction in Accounts Payable	12,247,000
Cash for Unanticipated Expenses/Carryover in FY 2020-21	<u>113,708,000</u>
 Total	 <u>\$2,372,870,000</u>

**\*Total Revenues include adjustments for uncollectible accounts, contractual allowances, and the 95% adjustment required by State law.**

**Notes: The Public Health Trust provides for inmate medical services in compliance with all applicable laws and requirements. The above budget includes \$33.953 million reimbursement to the County for the Trust's share of the County's Medicaid liability; \$2.070 million for the County Attorney's Office; \$6.924 million for Community Health of South Florida, Inc.; \$1.133 million for the Miami Dade Health Department and \$179,000 in salary reimbursement for County staff at the Trust.**

**CAPITAL BUDGET  
APPROPRIATION SCHEDULES**

**DEBT SERVICE FUND**  
**Safe Neighborhood Parks Program Bonds**

**General Obligation Bonds**  
**Fund: 201 - Fund Type: D1 – Subfund: 2A1**  
**Interest and Sinking Fund**

**Project: 201117**

<b><u>Revenues:</u></b>	<b><u>2019-20</u></b>
Ad Valorem – Countywide (Tax Roll: \$308,865,680,229)	<u>\$5,740,000</u>
<b><u>Expenditures:</u></b>	
Principal Payments of Bonds	\$2,690,000
Interest Payments on Bonds	3,031,000
Transfer to Bond Administration (Fund GF 030, Subfund 031)	15,000
Arbitrage Rebate Computation Services	<u>4,000</u>
Total	<u>\$5,740,000</u>

**Building Better Communities Program Bonds**

**General Obligation Bonds**  
**Fund: 201 - Fund Type: D1 – Subfund: 2A1**  
**Interest and Sinking Fund**

**Project: 201119**

<b><u>Revenues:</u></b>	<b><u>2019-20</u></b>
Ad Valorem – Countywide (Tax Roll: \$308,865,680,229)	<u>\$105,419,000</u>
<b><u>Expenditures:</u></b>	
Principal Payments on Bonds	\$36,455,000
Interest Payments on Bonds	68,683,000
Transfer to Bond Administration (Fund GF 030, Subfund 031)	265,000
Arbitrage Rebate Computation Services	<u>16,000</u>
Total	<u>\$105,419,000</u>

**Public Health Trust**

**General Obligation Bonds**  
**Fund: 201 - Fund Type: D1 – Subfund: 2A1**  
**Interest and Sinking Fund**

**Project: 201120**

<b><u>Revenues:</u></b>	<b><u>2019-20</u></b>
Ad Valorem – Countywide (Tax Roll: \$308,865,680,229)	<u>\$29,110,000</u>
<b><u>Expenditures:</u></b>	
Principal Payments of Bonds	\$8,455,000
Interest Payments on Bonds	20,574,000
Transfer to Bond Administration (Fund GF 030, Subfund 031)	73,000
Arbitrage Rebate Computation Services	<u>8,000</u>
Total	<u>\$29,110,000</u>

**Professional Sports Franchise Tax Bonds**

**Special Obligation Bonds – Prof. Sports Franchise Tax**

**Fund: 205 - Fund Type: D5 - Subfund: 2S8**

**Prof. Sports Franchise Tax – Revenue Fund**

**Project: 205800**

<b><u>Revenues:</u></b>	<b><u>2019-20</u></b>
Transfer from Tourist Development Tax (Fund ST 150; Subfund 151)	\$6,253,000
Transfer from Professional Sports Franchise Tax Revenue (Fund 150, Subfund 154)	<u>16,232,000</u>
Total	<u>\$22,485,000</u>

<b><u>Expenditures:</u></b>	
Transfer to Debt Service Fund - Series 2009 A (Project 205901)	\$5,604,000
Transfer to Debt Service Fund - Series 2009 B (Project 205911)	372,000
Transfer to Debt Service Fund - Series 2009 C (Project 205921)	3,038,000
Transfer to Debt Service Fund - Series 2009 D (Project 205931)	357,000
Transfer to Debt Service Fund - Series 2009 E (Project 205941)	4,741,000
Transfer to Debt Service Fund - SO Notes 2008A Series (Project 214104)	341,000
Transfer to Surplus Fund/Shortfall Reserve (Project 205804)	<u>8,032,000</u>
Total	<u>\$22,485,000</u>

**Special Obligation Bonds – Prof. Sports Franchise Tax**

**Fund: 205 - Fund Type: D5 – Subfund: 2S8**

**Prof. Sports Franchise Tax Refunding – Surplus Fund/Shortfall Reserve**

**Project: 205804**

<b><u>Revenues:</u></b>	<b><u>2019-20</u></b>
Interest Earnings	\$40,000
Transfer from Revenue Fund (Project 205800)	8,032,000
Carryover	<u>8,800,000</u>
Total	<u>\$16,872,000</u>

<b><u>Expenditures:</u></b>	
Reserve for Future Debt Service	\$14,072,000
Transfer to Tourist Development Tax (Fund ST 150, Subfund 151) - Beach Maintenance	<u>2,800,000</u>
Total	<u>\$16,872,000</u>

**Special Obligation Bonds – Prof. Sports Franchise Tax**

**Fund: 205 - Fund Type: D5 – Subfund: 2S9**

**Prof. Sports Franchise Tax Refunding – Series "2009A" Debt Service Fund**

**Project: 205901**

<b><u>Revenues:</u></b>	<b><u>2019-20</u></b>
Cash Carryover	\$2,000
Transfer from Revenue Fund (Project 205800)	<u>5,604,000</u>
Total	<u>\$5,606,000</u>

<b><u>Expenditures:</u></b>	
Interest Payment on Bonds	\$2,799,000
Reserve for Future Debt Service	2,799,000
Transfer to Bond Administration (Fund GF 030, Subfund 031)	7,000
Arbitrage Rebate Computation Services	<u>1,000</u>
Total	<u>\$5,606,000</u>

**Special Obligation Bonds – Prof. Sports Franchise Tax**  
**Fund: 205 - Fund Type: D5 – Subfund: 2S9**  
**Prof. Sports Franchise Tax Refunding – Taxable Series "2009B" Debt Service Fund**

**Project: 205911**

<b><u>Revenues:</u></b>	<b><u>2019-20</u></b>
Programmed Cash Carryover	\$185,000
Transfer from Professional Sport Franchise Tax Revenue Fund (Project 205800)	<u>372,000</u>
Total	<u>\$557,000</u>
<b><u>Expenditures:</u></b>	
Interest Payment on Bonds	\$370,000
Reserve for Future Debt Service	185,000
Transfer to Bond Administration (Fund GF 030, Subfund 031)	1,000
Arbitrage Rebate Computation Services	<u>1,000</u>
Total	<u>\$557,000</u>

**Special Obligation Bonds – Prof. Sports Franchise Tax**  
**Fund: 205 - Fund Type: D5 – Subfund: 2S9**  
**Prof. Sports Franchise Tax Revenue – Series "2009C" Debt Service Fund**

**Project: 205921**

<b><u>Revenues:</u></b>	<b><u>2019-20</u></b>
Programmed Cash Reserve	\$7,755,000
Transfer from Professional Sport Franchise Tax Revenue Fund (Project 205800)	<u>3,038,000</u>
Total	<u>\$10,793,000</u>
<b><u>Expenditures:</u></b>	
Principal Payment on Bonds	\$7,755,000
Reserve for Future Debt Service	3,017,000
Transfer to Bond Administration (Fund GF 030, Subfund 031)	19,000
Arbitrage Rebate Computation Services	<u>2,000</u>
Total	<u>\$10,793,000</u>

**Special Obligation Bonds – Prof. Sports Franchise Tax**  
**Fund: 205 - Fund Type: D5 – Subfund: 2S9**  
**Prof. Sports Franchise Tax Revenue – Taxable Series "2009D" Debt Service Fund**

**Project: 205931**

<b><u>Revenues:</u></b>	<b><u>2019-20</u></b>
Programmed Cash Reserve	\$177,000
Transfer from Professional Sport Franchise Tax Revenue Fund (Project 205800)	<u>357,000</u>
Total	<u>\$534,000</u>
<b><u>Expenditures:</u></b>	
Interest Payment on Bonds	\$354,000
Reserve for Future Debt Service	177,000
Transfer to Bond Administration (Fund GF 030, Subfund 031)	1,000
Arbitrage Rebate Computation Services	<u>2,000</u>
Total	<u>\$534,000</u>

**Special Obligation Bonds – Prof. Sports Franchise Tax**  
**Fund: 205 - Fund Type: D5 – Subfund: 2S9**  
**Prof. Sports Franchise Tax Revenue – Variable Rate Series "2009E" Debt Service Fund**

**Project: 205941**

<b><u>Revenues:</u></b>	<b><u>2019-20</u></b>
Programmed Cash Reserve	\$1,670,000
Transfer from Professional Sport Franchise Tax Revenue Fund (Project 205800)	4,741,000
Interest Earnings	<u>2,000</u>
Total	<u>\$6,413,000</u>

<b><u>Expenditures:</u></b>	
Interest Payment on Bonds	\$3,338,000
Reserve for Future Debt Service	1,665,000
Transfer to Bond Administration (Fund GF 030, Subfund 031)	8,000
Arbitrage Rebate Computation Services	2,000
Other General and Administrative Expenses (LOC and Remarketing)	<u>1,400,000</u>
Total	<u>\$6,413,000</u>

**Special Obligation Bonds – Prof. Sports Franchise Tax**  
**Fund: 205 - Fund Type: D5 – Subfund: 2S9**  
**Prof. Sports Franchise Tax – Series "2009" – Reserve Fund**

**Project: 205951**

<b><u>Revenues:</u></b>	<b><u>2019-20</u></b>
Programmed Surety Bond Reserve (Non-Cash)	<u>\$21,934,000</u>

<b><u>Expenditures:</u></b>	
Reserve for Future Debt Service	<u>\$21,934,000</u>

**Special Obligation Bonds – Prof. Sports Franchise Tax**  
**Fund: 205 - Fund Type: D5 – Subfund: 2S4**  
**Prof. Sports Franchise Tax Revenue – Taxable Series "2018" Debt Service Fund**

**Project: 205952**

<b><u>Revenues:</u></b>	<b><u>2019-20</u></b>
Programmed Cash Reserve	\$1,843,000
Transfer from Revenue Fund (Project 205800)	<u>3,522,000</u>
Total	<u>\$5,365,000</u>

<b><u>Expenditures:</u></b>	
Principal Payment on Bonds	\$385,000
Interest Payment on Bonds	2,912,000
Reserve for Future Debt Service	2,058,000
Transfer to Bond Administration (Fund GF 030, Subfund 031)	8,000
Arbitrage Rebate Computation Services	<u>2,000</u>
Total	<u>\$5,365,000</u>

**Special Obligation and Refunding Bonds**  
**Fund: 206 - Fund Type: D5 – Subfund: 2P3**  
**Special Obligation & Refg. Bonds – (CDT) – Series “2012A and 2012B” – Revenue Fund**

**Project: 206300**

<b><u>Revenues:</u></b>	<b><u>2019-20</u></b>
Tax Receipts - Omni Tax Increment Account	\$1,430,000
Transfer – Convention Development Tax Trust (Fund ST 160, Subfund 162)	36,853,000
CDT SWAP Receipts	<u>5,600,000</u>
Total	<u>\$43,883,000</u>
<b><u>Expenditures:</u></b>	
Transfers to Debt Service Fund - Series 2009 Bonds (Project 206701)	\$131,000
Transfers to Debt Service Fund - Series 2012A Bonds (Project 206703)	8,364,000
Transfers to Debt Service Fund - Series 2012B Bonds (Project 206705)	9,264,000
Transfers to Debt Service Fund - Series 2012B SWAP (Project 206705)	5,600,000
Transfers to Debt Service Fund - Series 2016A Junior Lien Bonds (Project 206707)	4,006,000
Transfers to Debt Service Fund - Series 2016 Bonds (Project 206708)	12,870,000
Transfers to Debt Service Fund - Sunshine State Loan (Project 298502) - for PAC	2,813,000
Transfers to Debt Service Fund - Sunshine State Loan (Project 298503) - for PAC	<u>835,000</u>
Total	<u>\$43,883,000</u>

**Subordinate Special Obligation and Refunding Bonds – (CDT)**  
**Fund: 206 - Fund Type: D5 – Subfund: 2P7**  
**Subordinate Spec. Oblig. Bonds – (CDT) – Series “2009”**

**Project: 206701**

<b><u>Revenues:</u></b>	<b><u>2019-20</u></b>
Programmed Cash Reserve	\$384,000
Transfer from Revenue Fund (Project 206300)	131,000
Interest Earnings	<u>18,000</u>
Total	<u>\$533,000</u>
<b><u>Expenditures:</u></b>	
Arbitrage Rebate Computation Services	\$2,000
Reserve for Future Debt Service - Cash	<u>531,000</u>
Total	<u>\$533,000</u>

**Subordinate Special Obligation and Refunding Bonds – (CDT)**  
**Fund: 206 - Fund Type: D5 – Subfund: 2P6**  
**Subordinate Spec. Oblig. & Refg. Bonds – (CDT) – Series “2009” - Reserve Fund**

**Project: 206702**

<b><u>Revenues:</u></b>	<b><u>2019-20</u></b>
Programmed Cash Reserve	<u>\$9,121,000</u>
<b><u>Expenditures:</u></b>	
Reserve for Future Debt Service	<u>\$9,121,000</u>

**Special Obligation and Refunding Bonds**  
**Fund: 206 - Fund Type: D5 – Subfund: 2P8**  
**Special Obligation & Refunding Bonds – (CDT) – Series “2012A” Debt Service Fund**

**Project: 206703**

<b><u>Revenues:</u></b>	<b><u>2019-20</u></b>
Programmed Cash Reserve – Series 2012A – Omni	\$4,219,000
Interest Earnings	100,000
Transfer from Revenue Fund (Project 206300)	<u>8,364,000</u>
Total	<u>\$12,683,000</u>
<b><u>Expenditures:</u></b>	
Interest Payments on Bonds	\$8,439,000
Reserve for Future Debt Service – Series 2012A	4,219,000
Arbitrage Rebate Computation Services	2,000
Transfer to Bond Administration (Fund GF 030, Subfund 031)	21,000
Other General and Administrative Expenses	<u>2,000</u>
Total	<u>\$12,683,000</u>

**Subordinate Special Obligation and Refunding Bonds – (CDT)**  
**Fund: 206 - Fund Type: D5 – Subfund: 2P8**  
**Subordinate Spec. Oblig. & Refg. Bonds – (CDT) – Series “2012A” - Reserve Fund**

**Project: 206704**

<b><u>Revenues:</u></b>	<b><u>2019-20</u></b>
Programmed Cash Reserve	<u>\$23,646,000</u>
<b><u>Expenditures:</u></b>	
Reserve for Future Debt Service - Cash	<u>\$23,646,000</u>

**Subordinate Special Obligation and Refunding Bonds – (CDT)**  
**Fund: 206 - Fund Type: D5 – Subfund: 2P8**  
**Subordinate Spec. Oblig. & Refg. Bonds – (CDT) – Series “2012B” - Debt Service Fund**

**Project: 206705**

<b><u>Revenues:</u></b>	<b><u>2019-20</u></b>
Programmed Cash Reserve – Series 2012B	\$7,413,000
Transfer from Revenue Fund – (Project 206300)	9,264,000
Transfer from Revenue Fund – CDT SWAP (Project 206300)	5,600,000
Interest Earnings	<u>5,000</u>
Total	<u>\$22,282,000</u>
<b><u>Expenditures:</u></b>	
Interest Payments on Series 2012B Bonds	\$14,826,000
Reserve for Future Debt Service – Series 2012B	7,413,000
Other General and Administrative Expenses	3,000
Arbitrage Rebate Computation Services	3,000
Transfer to Bond Administration (Fund GF 030, Subfund 031)	<u>37,000</u>
Total	<u>\$22,282,000</u>

**Subordinate Special Obligation and Refunding Bonds – (CDT)**  
**Fund: 206 - Fund Type: D5 – Subfund: 2P8**  
**Subordinate Spec. Oblig. & Refg. Bonds – (CDT) – Series “2012B” - Reserve Fund**

**Project: 206706**

<b><u>Revenues:</u></b>	<b><u>2019-20</u></b>
Programmed Cash Reserve	<u>\$32,430,000</u>
<b><u>Expenditures:</u></b>	
Reserve for Future Debt Service - Cash	<u>\$32,430,000</u>

**Junior Lien Special Obligation Bonds - (CDT)**  
**Fund: 206 - Fund Type: D5 - Subfund: 2P9**  
**Junior Lien Spec. Oblig. & Refd. Bonds - (CDT) - Series "2016" - Debt Service Fund**  
**Phillip and Patricia Frost Museum of Science**

**Project: 206707**

<b><u>Revenues:</u></b>	<b><u>2019-20</u></b>
Programmed Cash Carryover	\$3,383,000
Transfer from Revenue Fund – (Project 206300)	<u>4,006,000</u>
Total	<u>\$7,389,000</u>
<b><u>Expenditures:</u></b>	
Principal Payments on Bonds	\$2,770,000
Interest Payments on Series 2016 Bonds	1,185,000
Reserve for Future Debt Service – Series 2016	3,422,000
Arbitrage Rebate Computation Services	2,000
Transfer to Bond Administration (Fund GF 030, Subfund 031)	<u>10,000</u>
Total	<u>\$7,389,000</u>

**Junior Lien Special Obligation Bonds - (CDT)**  
**Fund: 206 - Fund Type: D5 - Subfund: 2Q1**  
**Subordinate Spec. Oblig. & Refd. Bonds - (CDT) - Series "2016"**

**Project: 206708**

<b><u>Revenues:</u></b>	<b><u>2019-20</u></b>
Programmed Cash Carryover	\$6,656,000
Transfer from Revenue Fund – (Project 206300)	<u>12,870,000</u>
Total	<u>\$19,526,000</u>
<b><u>Expenditures:</u></b>	
Principal Payments on Bonds	\$1,495,000
Interest Payments on Series 2016 Bonds	10,286,000
Reserve for Future Debt Service – Series 2016	7,714,000
Arbitrage Rebate Computation Services	2,000
Transfer to Bond Administration (Fund GF 030, Subfund 031)	<u>29,000</u>
Total	<u>\$19,526,000</u>

**Public Service Tax UMSA Bonds**

**Special Obligation Bonds – Public Service Tax**  
**Fund: 208 - Fund Type: D5 – Subfund: 2R4**  
**Spec. Oblig. Rev. Bonds – Public Service Tax (UMSA) Series “2011” – Debt Service Fund**

**Project: 208725**

<b><u>Revenues:</u></b>	<b><u>2019-20</u></b>
Transfer from Unincorporated Municipal Service Area General Fund	\$7,028,000
Transfer from Countywide General Fund	308,000
Transfer from General Government Improvement Fund - (GGIF) (Fund CO 310, Subfund 313)	1,150,000
Interest Earnings	3,000
Programmed Cash Reserve	<u>4,921,000</u>
Total	<u>\$13,410,000</u>
<b><u>Expenditures:</u></b>	
Principal Payments on Bonds	\$6,550,000
Interest Payments on Bonds	1,883,000
Reserve for Future Debt Service	4,950,000
Transfer to Bond Administration (Fund GF 030, Subfund 031)	21,000
Arbitrage Rebate Computation Services	<u>6,000</u>
Total	<u>\$13,410,000</u>

**Special Obligation Bonds – Public Service Tax**  
**Fund: 208 - Fund Type: D5 – Subfund: 2R4**  
**Spec. Oblig. Rev. Bonds – Public Service Tax (UMSA) Series “2011” – Debt Service Fund**

**Project: 208512**

<b><u>Revenues:</u></b>	<b><u>2019-20</u></b>
Programmed Surety Bond Reserve (Non-Cash)	<u>\$9,437,000</u>
<b><u>Expenditures:</u></b>	
Reserve for Future Debt Service	<u>\$9,437,000</u>

**Transit System Sales Surtax Revenue Bonds**

**Transit System Sales Surtax Revenue Bonds General Segment**  
**Fund: 209 - Fund Type: D5 – Subfund: 2T4 General Segment**  
**Transit System Sales Surtax Revenue Fund**

**Project: 209400**

<b><u>Revenues:</u></b>	<b><u>2019-20</u></b>
Transfer from Transit System Sales Surtax Revenue Fund	<u>\$23,963,000</u>
<b><u>Expenditures:</u></b>	
Transfer to Debt Service Fund – Series 08 (209403)	\$1,000
Transfer to Debt Service Fund – Series 09 (209404)	3,546,000
Transfer to Debt Service Fund – Series 10 (209405)	2,591,000
Transfer to Debt Service Fund – Series 12 (209406)	7,449,000
Transfer to Debt Service Fund – Series 15 (209407)	5,188,000
Transfer to Debt Service Fund – Series 17 (209408)	1,244,000
Transfer to Debt Service Fund – Series 19 (209410)	<u>3,944,000</u>
Total	<u>\$23,963,000</u>

**Transit System Sales Surtax Revenue Bonds General Segment**  
**Fund: 209 - Fund Type: D5 – Subfund: 2T4 General Segment**  
**Transit System Sales Surtax Reserve Fund**

**Project: 209401**

<b><u>Revenues:</u></b>	<b><u>2019-20</u></b>
Programmed Cash Reserve - 2006	\$3,372,000
Programmed Surety Reserve (Non-Cash) - 2008	4,589,000
Programmed Cash Reserve - 2009 and 2010	11,465,000
Programmed Cash Reserve - 2012	<u>7,446,000</u>
Total	<u>\$26,872,000</u>
<b><u>Expenditures:</u></b>	
Reserve for Future Debt Service - Non-Cash	\$4,589,000
Reserve for Future Debt Service	<u>22,283,000</u>
Total	<u>\$26,872,000</u>

**Transit System Sales Surtax Revenue Bonds, Series 08**  
**Fund: 209 - Fund Type: D5 – Subfund: 2T4**  
**Transit System Sales Surtax Debt Service Fund**

**Project: 209403**

<b><u>Revenues:</u></b>	<b><u>2019-20</u></b>
Transfer from Transit System Sales Surtax Revenue Fund (Project 209400)	<u>\$1,000</u>
<b><u>Expenditures:</u></b>	
Arbitrage Rebate Computation Services	<u>\$1,000</u>

**Transit System Sales Surtax Revenue Bonds (Tax Exempt), Series 09A&B**

**Fund: 209 - Fund Type: D5 – Subfund: 2T4**

**Transit System Sales Surtax Debt Service Fund - Public Works Portion**

**Project: 209404**

<b><u>Revenues:</u></b>	<b><u>2019-20</u></b>
Transfer from Revenue Fund (Project 209400) Series 2009A	\$3,546,000
Programmed Cash Reserve - Series 2009A	<u>886,000</u>
Total	<u>\$4,432,000</u>
<b><u>Expenditures:</u></b>	
Principal Payments on Tax-Exempt Series 2009A Bonds	\$3,245,000
Interest Payments on Tax-Exempt Series 2009A Bonds	299,000
Reserve for Future Debt Service - Series 2009A	887,000
Arbitrage Rebate Computation Services - Series 2009A	<u>1,000</u>
Total	<u>\$4,432,000</u>

**Transit System Sales Surtax Revenue Bonds (Tax Exempt), Series 2010A**

**Fund: 209 - Fund Type: D5 – Subfund: 2T4**

**Transit System Sales Surtax Debt Service Fund - Public Works Portion**

**Project: 209405**

<b><u>Revenues:</u></b>	<b><u>2019-20</u></b>
Transfer from Transit System Sales Surtax Revenue Fund (Project 209400) Series 2010A	\$828,000
Transfer from Transit System Sales Surtax Revenue Fund (Project 209400) Series 2010B	1,763,000
Federal Subsidy Receipts - BABs Series 2010B	828,000
Programmed Federal Subsidy Cash Reserve - BABs Series 2010B	648,000
Programmed Cash Reserve - Series 2009A	<u>276,000</u>
Total	<u>\$4,343,000</u>
<b><u>Expenditures:</u></b>	
Principal Payments on Tax-Exempt Series 2010A Bonds	\$1,071,000
Interest Payments on Tax-Exempt Series 2010A Bonds	32,000
Interest Payments on Taxable (BABs) Series 2010B Bonds	2,590,000
Reserve for Future Debt Service - Series 2010B	648,000
Arbitrage Rebate Computation Services 2010A	1,000
Arbitrage Rebate Computation Services 2010B	<u>1,000</u>
Total	<u>\$4,343,000</u>

**Transit System Sales Surtax Revenue Bonds (Tax Exempt), Series 2012**

**Fund: 209 - Fund Type: D5 – Subfund: 2T4**

**Transit System Sales Surtax Debt Service Fund - Public Works Portion**

**Project: 209406**

<b><u>Revenues:</u></b>	<b><u>2019-20</u></b>
Transfer from Transit System Sales Surtax Revenue Fund (Project 209400)	\$7,449,000
Programmed Cash Reserve	<u>1,862,000</u>
Total	<u>\$9,311,000</u>
<b><u>Expenditures:</u></b>	
Principal Payments	\$2,087,000
Interest Payments	5,360,000
Reserve for Future Debt Service	1,862,000
Arbitrage Rebate Computation Services	<u>2,000</u>
Total	<u>\$9,311,000</u>

**Transit System Sales Surtax Revenue Bonds (Tax Exempt), Series 2012**  
**Fund: 209 - Fund Type: D5 – Subfund: 2T4**  
**Transit System Sales Surtax Debt Service Fund - Public Works Portion**

**Project: 209407**

<b><u>Revenues:</u></b>	<b><u>2019-20</u></b>
Transfer from Revenue Fund (Project 209400)	\$5,188,000
Programmed Cash Reserve	<u>1,296,000</u>
Total	<u>\$6,484,000</u>

<b><u>Expenditures:</u></b>	
Principal Payments	\$2,923,000
Interest Payments	2,263,000
Reserve for Future Debt Service	1,296,000
Arbitrage Rebate Computation Services	<u>2,000</u>
Total	<u>\$6,484,000</u>

**Transit System Sales Surtax Revenue Bonds (Tax Exempt), Series 2017**  
**Fund: 209 - Fund Type: D5 – Subfund: 2T4**  
**Transit System Sales Surtax Debt Service Fund - Public Works Portion**

**Project: 209408**

<b><u>Revenues:</u></b>	<b><u>2019-20</u></b>
Transfer from Transit System Sales Surtax Revenue Fund (Project 209400)	\$1,244,000
Programmed Cash Reserve	<u>310,000</u>
Total	<u>\$1,554,000</u>

<b><u>Expenditures:</u></b>	
Interest Payments	1,242,000
Reserve for Future Debt Service	310,000
Arbitrage Rebate Computation Services	<u>2,000</u>
Total	<u>\$1,554,000</u>

**Transit System Sales Surtax Revenue Bonds (Tax Exempt), Series 2018**  
**Fund: 209 - Fund Type: D5 – Subfund: 2T4**  
**Transit System Sales Surtax Debt Service Fund - Public Works Portion**

**Project: 209409**

<b><u>Revenues:</u></b>	<b><u>2019-20</u></b>
Paid From Capitalized Interest - Cash with Fiscal Agent	<u>\$641,000</u>

<b><u>Expenditures:</u></b>	
Interest Payments	\$511,000
Reserve for Future Debt Service	128,000
Arbitrage Rebate Computation Services	<u>2,000</u>
Total	<u>\$641,000</u>

**Transit System Sales Surtax Revenue Bonds (Tax Exempt), Series 2019**  
**Fund: 209 - Fund Type: D5 – Subfund: 2T4**  
**Transit System Sales Surtax Debt Service Fund - Public Works Portion**

**Project: 209410**

<b><u>Revenues:</u></b>	<b><u>2019-20</u></b>
Transfer from Revenue Fund (Project 209400)	\$3,944,000
Programmed Cash Reserve	<u>986,000</u>
Total	<u>\$4,930,000</u>
<b><u>Expenditures:</u></b>	
Interest Payments	\$3,942,000
Reserve for Future Debt Service	986,000
Arbitrage Rebate Computation Services	<u>2,000</u>
Total	<u>\$4,930,000</u>

**Courthouse Center Bonds**

**Special Obligation Bonds – Courthouse Revenue Fund**  
**Fund: 210 - Fund Type: D5 – Subfund: 2C1**  
**Spec. Oblig. Bonds – Revenue Fund**

**Project: 210100**

<b><u>Revenues:</u></b>	<b><u>2019-20</u></b>
\$30 Criminal and Civil Traffic Fines	\$7,000,000
Transfer from Debt Service Reserve Fund (Project 210108)	<u>174,000</u>
Total	<u>\$7,174,000</u>
<b><u>Expenditures:</u></b>	
Transfer to Debt Service, Series 2003 (Project 210513)	\$2,306,000
Transfer to Debt Service, Series 2014A (Project 210516)	1,740,000
Transfer to Debt Service, Series 2014B (Project 210517)	1,450,000
Transfer to Debt Service, Series 2015 (Project 210519)	<u>1,678,000</u>
Total	<u>\$7,174,000</u>

**Special Obligation Bonds – Courthouse Center Project**  
**Fund: 210 - Fund Type: D5 – Subfund: 2C1**  
**Spec. Oblig. Bonds – Courthouse Ctr. Proj. – Debt Service Reserve Fund**

**Project: 210108**

<b><u>Revenues:</u></b>	<b><u>2019-20</u></b>
Programmed Surety Bond Reserve (Non-Cash)	\$3,716,000
Programmed Cash Reserve	<u>16,484,000</u>
Total	<u>\$20,200,000</u>
<b><u>Expenditures:</u></b>	
Reserve for Future Debt Service (Non-Cash)	\$3,716,000
Reserve for Future Debt Service - Cash (Proposed New Bonds)	16,310,000
Transfer to Revenue Fund (Project 210100)	<u>174,000</u>
Total	<u>\$20,200,000</u>

**Special Obligation Bonds – Courthouse Center Project**  
**Fund: 210 - Fund Type: D5 – Subfund: 2C5**  
**Spec. Oblig. Bonds – Juvenile Courthouse Ctr. Proj. – Series “2003” – Debt Service Fund**

**Project: 210513**

<b><u>Revenues:</u></b>	<b><u>2019-20</u></b>
Transfer from Revenue Fund (Project 210100)	\$2,306,000
Interest Earnings	2,000
Programmed Cash Reserve - Series B	191,000
Total	<u>\$2,499,000</u>

<b><u>Expenditures:</u></b>	
Interest Payments on Series 2003B Bonds	\$2,298,000
Reserve for Future Debt Service - Series B	191,000
Transfer to Bond Administration (Fund GF 030, Subfund 031)	6,000
Arbitrage Rebate Computation Services	<u>4,000</u>
Total	<u>\$2,499,000</u>

**Special Obligation Bonds – Courthouse Center Project**  
**Fund 210 - Fund Type: D5 – Subfund: 2C5**  
**Spec. Oblig. Bonds – Juvenile Courthouse Ctr. Proj. Series “2003” – Reserve Fund**

**Project: 210514**

<b><u>Revenues:</u></b>	<b><u>2019-20</u></b>
Programmed Surety Bond Reserve (Non-Cash)	<u>\$7,496,000</u>

<b><u>Expenditures:</u></b>	
Reserve for Future Debt Service	<u>\$7,496,000</u>

**Special Obligation Bonds – Courthouse Center Project**  
**Fund: 210 - Fund Type: D5 – Subfund: 2C6**  
**Spec. Oblig. Bonds – Juvenile Courthouse Ctr. Proj. – Series “2014A” – Debt Service Fund**

**Project: 210516**

<b><u>Revenues:</u></b>	<b><u>2019-20</u></b>
Transfer from Revenue Fund (Project 210100)	\$1,740,000
Programmed Cash Reserve - Series A	1,729,000
Total	<u>\$3,469,000</u>

<b><u>Expenditures:</u></b>	
Principal Payments on Series 2014A Bonds	\$3,325,000
Interest Payments on Series 2014A Bonds	133,000
Transfer to Bond Administration (Fund GF 030, Subfund 031)	9,000
Arbitrage Rebate Computation Services	<u>2,000</u>
Total	<u>\$3,469,000</u>

**Special Obligation Bonds – Courthouse Center Project**  
**Fund: 210 - Fund Type: D5 – Subfund: 2C6**  
**Spec. Oblig. Bonds – Juvenile Courthouse Ctr. Proj. – Series “2014B” – Debt Service Fund**

**Project: 210517**

<b><u>Revenues:</u></b>	<b><u>2019-20</u></b>
Transfer from Revenue Fund (Project 210100)	\$1,450,000
Programmed Cash Reserve - Series 2014B	<u>380,000</u>
Total	<u>\$1,830,000</u>
<b><u>Expenditures:</u></b>	
Principal Payments on Series 2014B Bonds	\$520,000
Interest Payments on Series 2014B Bonds	916,000
Reserve for Future Debt Service - Series 2014B	388,000
Transfer to Bond Administration (Fund GF 030, Subfund 031)	4,000
Arbitrage Rebate Computation Services	<u>2,000</u>
Total	<u>\$1,830,000</u>

**Special Obligation Bonds – Courthouse Center Project**  
**Fund: 210 - Fund Type: D5 – Subfund: 2C7**  
**Spec. Oblig. Bonds – Juvenile Courthouse Ctr. Proj. – Series “2015” – Debt Service Fund**

**Project: 210519**

<b><u>Revenues:</u></b>	<b><u>2019-20</u></b>
Transfer from Revenue Fund (Project 210100)	\$1,678,000
Programmed Cash Reserve - Series 2015	<u>836,000</u>
Total	<u>\$2,514,000</u>
<b><u>Expenditures:</u></b>	
Interest Payments on Series 2015 Bonds	\$1,672,000
Reserve for Future Debt Service - Series 2015	836,000
Transfer to Bond Administration (Fund GF 030, Subfund 031)	4,000
Arbitrage Rebate Computation Services	<u>2,000</u>
Total	<u>\$2,514,000</u>

**Stormwater Utility Revenue Bonds**

**Special Obligation Bonds – Stormwater Utility Revenue Bond Program**  
**Fund: 211 - Fund Type: D5 – Subfund: 2U1**  
**Stormwater Utility Revenue Bond Program - Revenue Fund**

**Project: 211101**

<b><u>Revenues:</u></b>	<b><u>2019-20</u></b>
Transfer from Stormwater Revenue Fund (Fund SU 140, Subfund 141)	<u>\$7,253,000</u>
<b><u>Expenditures:</u></b>	
Transfer to Debt Service Fund – Series 2013 (Project 211105)	<u>\$7,253,000</u>

**Special Obligation Bonds – Stormwater Utility Revenue Bond Program**  
**Fund: 211 - Fund Type D5 – Subfund: 2U1**  
**Stormwater Utility Revenue Bond Program - Revenue Fund**

**Project: 211103**

<b><u>Revenues:</u></b>	<b><u>2019-20</u></b>
Programmed Surety Bond Reserve (Non-Cash)	<u>\$7,626,000</u>
<b><u>Expenditures:</u></b>	
Reserve for Future Debt Service	<u>\$7,626,000</u>

**Special Obligation Bonds – Stormwater Utility Revenue Bond Program**  
**Fund: 211 - Fund Type: D5 – Subfund: 2U1 \$60 Million**  
**Stormwater Utility Revenue Bond Program Series “2013” Bonds, Debt Service Fund**

**Project: 211105**

<b><u>Revenues:</u></b>	<b><u>2019-20</u></b>
Transfer from Revenue Fund (Project 211101)	\$7,253,000
Interest Earnings	3,000
Programmed Cash Reserve	<u>3,617,000</u>
Total	<u>\$10,873,000</u>

**Expenditures:**

Principal Payments on Bonds	\$5,149,000
Interest Payments on Bonds	2,086,000
Reserve for Future Debt Service	3,618,000
Transfer to Bond Administration (Fund GF 030, Subfund 031)	18,000
Arbitrage Rebate Computation Services	<u>2,000</u>
Total	<u>\$10,873,000</u>

**\$44.595 Million Cap. Asset Acquisition Fixed Special Obligation Bonds – BABs Series “2009B”**  
**Fund: 213 - Fund Type: D5 – Subfund: 2E7**  
**\$22.850 Million - West Lot Project (BABs Taxable)**

**Project: 213830**

<b><u>Revenues:</u></b>	<b><u>2019-20</u></b>
Federal Subsidy Receipts	\$500,000
Programmed Federal Subsidy Reserve	274,000
Programmed Cash Reserve	509,000
Transfer from Internal Services Department (Fund GF 050, Subfund 010)	<u>1,703,000</u>
Total	<u>\$2,986,000</u>

<b><u>Expenditures:</u></b>	
Arbitrage Rebate Services	\$2,000
Interest Payments on Bonds, Series 2009B	1,566,000
Principal Payments on Bonds, Series 2009B	650,000
Reserve for Future Debt Service, Series 2009B	764,000
Transfer to Bond Administration (Fund GF 030, Subfund 031)	<u>4,000</u>
Total	<u>\$2,986,000</u>

**\$44.595 Million Cap. Asset Acquisition Fixed Special Obligation Bonds – BABs Series “2009B”**  
**Fund: 213 - Fund Type: D5 – Subfund: 2E7**  
**\$13.345 Million - Light Speed Project (BABs Taxable)**

**Project: 213831**

<b><u>Revenues:</u></b>	<b><u>2019-20</u></b>
Federal Subsidy Receipts	\$294,000
Programmed Cash Carryover	299,000
Programmed Federal Subsidy Reserve	161,000
Transfer from Internal Services Department (Fund GF 050, Subfund 010)	<u>1,063,000</u>
Total	<u>\$1,817,000</u>

<b><u>Expenditures:</u></b>	
Principal Payments on Bonds, Series 2009B	\$445,000
Interest Payments on Bonds, Series 2009B	921,000
Reserve for Future Debt Service, Series 2009B	447,000
Arbitrage Rebate Services	2,000
Transfer to Bond Administration (Fund GF 030, Subfund 031)	<u>2,000</u>
Total	<u>\$1,817,000</u>

**\$44.595 Million Cap. Asset Acquisition Fixed Special Obligation Bonds – BABs Series “2009B”**

**Fund: 213 - Fund Type: D5 – Subfund: 2E7**

**\$8.4 Million - Project Close-Out Project (BABs Taxable)**

**Project: 213832**

<b><u>Revenues:</u></b>	<b><u>2019-20</u></b>
Federal Subsidy Receipts	\$184,000
Programmed Federal Subsidy Reserve	101,000
Programmed Cash Reserve	186,000
Transfer from Internal Services Department (Fund GF 050, Subfund 010)	174,000
Transfer from General Government Improvement Fund - (GGIF) (Fund CO 310, Subfund 313)	<u>582,000</u>
Total	<u>\$1,227,000</u>

<b><u>Expenditures:</u></b>	
Interest Payments on Bonds, Series 2009B	\$573,000
Principal Payments on Bonds, Series 2009B	\$375,000
Reserve for Future Debt Service, Series 2009B	276,000
Arbitrage Rebate Services	2,000
Transfer to Bond Administration (Fund GF 030, Subfund 031)	<u>1,000</u>
Total	<u>\$1,227,000</u>

**\$44.595 Million Cap. Asset Acquisition Fixed Special Obligation Bonds –Series 2009B**

**Fund: 213 - Fund Type: D5 – Subfund: 2E7**

**Debt Service Reserve Fund - (BABs Taxable)**

**Project: 213835**

<b><u>Revenues:</u></b>	<b><u>2019-20</u></b>
Programmed Cash Reserve - BABs - Series 2009B Bonds	<u>\$4,500,000</u>

<b><u>Expenditures:</u></b>	
Reserve for Future Debt Service, BABs - Series 2009B Bonds	<u>\$4,500,000</u>

**Capital Asset Acquisition Special Obligation Tax Exempt Bonds – Series “2010A”**

**Fund: 213 - Fund Type: D5 – Subfund: 2F1**

**Debt Service Reserve Fund - Series 2010A (Tax Exempt) Bonds**

**Project: 213922**

<b><u>Revenues:</u></b>	<b><u>2019-20</u></b>
Programmed Cash Reserve - Tax Exempt - Series 2010A Bonds	<u>\$1,250,000</u>

<b><u>Expenditures:</u></b>	
Reserve for Future Debt Service, Tax Exempt Series 2010A Bonds	<u>\$1,250,000</u>

**Capital Asset Acquisition Special Obligation Taxable (BABs) – Series “2010B”**

**Fund: 213 - Fund Type: D5 – Subfund: 2F1**

**Debt Service Fund - Series 2010B BABs Bonds- Overtown II**

**Project: 213923**

<b><u>Revenues</u></b>	<b><u>2019-20</u></b>
Programmed Cash Carryover	\$1,365,000
Transfer from Internal Services Department (Overtown II Project) (87%) (Fund GF 050, Subfund 010)	4,629,000
Programmed Federal Subsidy Reserve	641,000
Federal Subsidy Receipts	<u>1,282,000</u>
Total	<u>\$7,917,000</u>

<b><u>Expenditures</u></b>	
Interest Payments on Bonds - Overtown II Project (87%)	\$4,011,000
Reserve For Debt Service - BABs Series 2010B Bonds (Overtown II Project)	1,958,000
Arbitrage Rebate Services	1,000
Principal Payments Bonds - Overtown II Project (87%)	1,937,000
Transfer to Bond Administration (Fund GF 030, Subfund 031)	<u>10,000</u>
Total	<u>\$7,917,000</u>

**Capital Asset Acquisition Special Obligation Taxable Bonds – Series “2010B”**

**Fund: 213 - Fund Type: D5 – Subfund: 2F1**

**Debt Service Reserve Fund - Series 2010B Taxable BABs**

**Project: 213925**

**Revenues:**

**2019-20**

Programmed Cash Reserve - BABs - Series 2010B Bonds

\$5,583,000

**Expenditures:**

Reserve for Future Debt Service, BABs - Series 2010B Bonds

\$5,583,000

**Capital Asset Acquisition Special Obligation Bonds, Series 2011A and**

**Capital Asset Acquisition Taxable Special Obligation Bonds, Series 2011B (Baseball Project)**

**Fund: 213 - Fund Type: D5 – Subfund: 2F2**

**Debt Service Fund - Series 2011 A&B Bonds- Baseball Project**

**Project: 213930**

**Revenues**

**2019-20**

Cash Carryover

\$569,000

Transfer from General Government Improvement Fund - (GGIF) (Fund CO 310, Subfund 313)

2,509,000

Total

\$3,078,000

**Expenditures**

Principal Payment on Series 2011A Bonds

\$1,110,000

Principal Payment on Series 2011B Bonds

280,000

Interest Payments on Series 2011 A Bonds

1,126,000

Interest Payments on Series 2011 B Bonds

13,000

Reserve For Future Debt Service A

541,000

Arbitrage Rebate Services A

1,000

Transfer to Bond Administration (Fund GF 030, Subfund 031) A

6,000

Transfer to Bond Administration (Fund GF 030, Subfund 031) B

1,000

Total

\$3,078,000

**Capital Asset Acquisition Special Obligation – Series “2013A”**

**Fund: 213 - Fund Type: D5 – Subfund: 2F3**

**Debt Service Fund - Series 2013A Bonds- ERP**

**Project: 213931**

**Revenues**

**2019-20**

Cash Carryover

\$839,000

Transfer from General Government Improvement Fund - (GGIF) (Fund CO 310, Subfund 313)

3,530,000

Total

\$4,369,000

**Expenditures**

Principal Payments Bonds - 2013A Bonds

\$1,880,000

Interest Payments on Bonds - 2013A Bonds

1,677,000

Reserve For Debt Service - 2013A Bonds

801,000

Arbitrage Rebate Services

1,000

Transfer to Bond Administration (Fund GF 030, Subfund 031)

10,000

Total

\$4,369,000

**Capital Asset Acquisition Special Obligation – Series “2013A”**  
**Fund: 213 - Fund Type: D5 – Subfund: 2F3**  
**Debt Service Fund - Series 2013A Bonds- Elections**

**Project: 213932**

<b><u>Revenues</u></b>	<b><u>2019-20</u></b>
Cash Carryover	\$51,000
Transfer from General Government Improvement Fund - (GGIF) (Fund CO 310, Subfund 313)	<u>589,000</u>
Total	<u>\$640,000</u>
<b><u>Expenditures</u></b>	
Principal Payments Bonds - 2013A Bonds	\$495,000
Interest Payments on Bonds - 2013A Bonds	101,000
Reserve For Debt Service - 2013A Bonds	42,000
Arbitrage Rebate Services	1,000
Transfer to Bond Administration (Fund GF 030, Subfund 031)	<u>1,000</u>
Total	<u>\$640,000</u>

**Capital Asset Acquisition Special Obligation – Series “2013A”**  
**Fund: 213 - Fund Type: D5 – Subfund: 2F3**  
**Debt Service Fund - Series 2013A Bonds- Portables**

**Project: 213933**

<b><u>Revenues</u></b>	<b><u>2019-20</u></b>
Cash Carryover	\$42,000
Transfer from General Government Improvement Fund - (GGIF) (Fund CO 310, Subfund 313)	<u>254,000</u>
Total	<u>\$296,000</u>
<b><u>Expenditures</u></b>	
Principal Payments Bonds - 2013A Bonds	\$170,000
Interest Payments on Bonds - 2013A Bonds	84,000
Reserve For Debt Service - 2013A Bonds	40,000
Arbitrage Rebate Services	1,000
Transfer to Bond Administration (Fund GF 030, Subfund 031)	<u>1,000</u>
Total	<u>\$296,000</u>

**Capital Asset Acquisition Special Obligation – Series “2013A”**  
**Fund: 213 - Fund Type: D5 – Subfund: 2F3**  
**Debt Service Fund - Series 2013A Bonds- West Lot**

**Project: 213934**

<b><u>Revenues</u></b>	<b><u>2019-20</u></b>
Cash Carryover	\$55,000
Transfer from Internal Service Department (Fund GF 050, Subfund 010)	<u>229,000</u>
Total	<u>\$284,000</u>
<b><u>Expenditures</u></b>	
Principal Payments Bonds - 2013A Bonds	\$120,000
Interest Payments on Bonds - 2013A Bonds	109,000
Reserve For Debt Service - 2013A Bonds	53,000
Arbitrage Rebate Services	1,000
Transfer to Bond Administration (Fund GF 030, Subfund 031)	<u>1,000</u>
Total	<u>\$284,000</u>

**Capital Asset Acquisition Special Obligation – Series “2013A”**  
**Fund: 213 - Fund Type: D5 – Subfund: 2F3**  
**Debt Service Fund - Series 2013A Bonds- Naranja Lakes**

**Project: 213935**

<b><u>Revenues</u></b>	<b><u>2019-20</u></b>
Cash Carryover	\$89,000
Transfer from Fund Type TF Fund 600 Subfund 607 Project 640TNL	<u>376,000</u>
Total	<u>\$465,000</u>
<b><u>Expenditures</u></b>	
Principal Payments Bonds - 2013A Bonds	\$200,000
Interest Payments on Bonds - 2013A Bonds	177,000
Reserve For Debt Service - 2013A Bonds	86,000
Arbitrage Rebate Services	1,000
Transfer to Bond Administration (Fund GF 030, Subfund 031)	<u>1,000</u>
Total	<u>\$465,000</u>

**Capital Asset Acquisition Special Obligation – Series “2013A”**  
**Fund: 213 - Fund Type: D5 – Subfund: 2F3**  
**Debt Service Fund - Series 2013A Bonds- Scott Carver/Hope VI**

**Project: 213936**

<b><u>Revenues</u></b>	<b><u>2019-20</u></b>
Cash Carryover	\$286,000
Transfer from General Government Improvement Fund - (GGIF) (Fund CO 310, Subfund 313)	<u>973,000</u>
Total	<u>\$1,259,000</u>
<b><u>Expenditures</u></b>	
Principal Payments Bonds - 2013A Bonds	\$405,000
Interest Payments on Bonds - 2013A Bonds	572,000
Reserve For Debt Service - 2013A Bonds	279,000
Arbitrage Rebate Services	1,000
Transfer to Bond Administration (Fund GF 030, Subfund 031)	<u>2,000</u>
Total	<u>\$1,259,000</u>

**Capital Asset Acquisition Special Obligation – Series “2013A”**  
**Fund: 213 - Fund Type: D5 – Subfund: 2F3**  
**Debt Service Fund - Series 2013A Bonds- Bus Lease (CAHSD)**

**Project: 213937**

<b><u>Revenues</u></b>	<b><u>2019-20</u></b>
Cash Carryover	\$29,000
Transfer from General Government Improvement Fund - (GGIF) (Fund CO 310, Subfund 313)	<u>334,000</u>
Total	<u>\$363,000</u>
<b><u>Expenditures</u></b>	
Principal Payments Bonds - 2013A Bonds	\$280,000
Interest Payments on Bonds - 2013A Bonds	57,000
Reserve For Debt Service - 2013A Bonds	24,000
Arbitrage Rebate Services	1,000
Transfer to Bond Administration (Fund GF 30, Subfund 031)	<u>1,000</u>
Total	<u>\$363,000</u>

**Capital Asset Acquisition Special Obligation – Series “2013B”**  
**Fund: 213 - Fund Type: D5 – Subfund: 2F3**  
**Debt Service Fund - Series 2013B Bonds - Answer Center**

**Project: 213939**

<b><u>Revenues</u></b>	<b><u>2019-20</u></b>
Cash Carryover	\$13,000
Transfer from General Government Improvement Fund - (GGIF) (Fund CO 310, Subfund 313)	<u>201,000</u>
Total	<u>\$214,000</u>
<b><u>Expenditures</u></b>	
Principal Payments Bonds - 2013B Bonds	\$170,000
Interest Payments on Bonds - 2013B Bonds	27,000
Reserve For Debt Service - 2013B Bonds	15,000
Arbitrage Rebate Services	1,000
Transfer to Bond Administration (Fund GF 030, Subfund 031)	<u>1,000</u>
Total	<u>\$214,000</u>

**Capital Asset Acquisition Special Obligation – Series “2013B”**  
**Fund: 213 - Fund Type: D5 – Subfund: 2F3**  
**Debt Service Fund - Series 2013B Bonds- Golf Club of Miami**

**Project: 213940**

<b><u>Revenues</u></b>	<b><u>2019-20</u></b>
Cash Carryover	\$17,000
Transfer from General Government Improvement Fund - (GGIF) (Fund CO 310, Subfund 313)	<u>253,000</u>
Total	<u>\$270,000</u>
<b><u>Expenditures</u></b>	
Principal Payments Bonds - 2013B Bonds	\$215,000
Interest Payments on Bonds - 2013B Bonds	34,000
Reserve For Debt Service - 2013B Bonds	19,000
Arbitrage Rebate Services	1,000
Transfer to Bond Administration (Fund GF 030, Subfund 031)	<u>1,000</u>
Total	<u>\$270,000</u>

**Capital Asset Acquisition Special Obligation – Series “2013B”**  
**Fund: 213 - Fund Type: D5 – Subfund: 2F3**  
**Debt Service Fund - Series 2013B Bonds- UHF Radio**

**Project: 213941**

<b><u>Revenues</u></b>	<b><u>2019-20</u></b>
Cash Carryover	\$71,000
Transfer from General Government Improvement Fund - (GGIF) (Fund CO 310, Subfund 313)	<u>989,000</u>
Total	<u>\$1,060,000</u>
<b><u>Expenditures</u></b>	
Principal Payments Bonds - 2013B Bonds	\$912,000
Interest Payments on Bonds - 2013B Bonds	143,000
Arbitrage Rebate Services	1,000
Transfer to Bond Administration (Fund GF 030, Subfund 031)	<u>4,000</u>
Total	<u>\$1,060,000</u>

**Capital Asset Acquisition Special Obligation – Series “2013B”**

**Fund: 213 - Fund Type: D5 – Subfund: 2F3**

**Debt Service Fund - Series 2013B Bonds- ADA**

**Project: 213943**

<b><u>Revenues</u></b>	<b><u>2019-20</u></b>
Cash Carryover	\$17,000
Transfer from General Government Improvement Fund - (GGIF) (Fund CO 310, Subfund 313)	<u>258,000</u>
Total	<u>\$275,000</u>
<b><u>Expenditures</u></b>	
Principal Payments Bonds - 2013B Bonds	\$220,000
Interest Payments on Bonds - 2013B Bonds	34,000
Reserve For Debt Service - 2013B Bonds	19,000
Arbitrage Rebate Services	1,000
Transfer to Bond Administration (Fund GF 030, Subfund 031)	<u>1,000</u>
Total	<u>\$275,000</u>

**Capital Asset Acquisition Special Obligation – Series “2013B”**

**Fund: 213 - Fund Type: D5 – Subfund: 2F3**

**Debt Service Fund - Series 2013B Bonds- Elections**

**Project: 213944**

<b><u>Revenues</u></b>	<b><u>2019-20</u></b>
Cash Carryover	\$54,000
Transfer from General Government Improvement Fund - (GGIF) (Fund CO 310, Subfund 313)	<u>630,000</u>
Total	<u>\$684,000</u>
<b><u>Expenditures</u></b>	
Principal Payments Bonds - 2013B Bonds	\$548,000
Interest Payments on Bonds - 2013B Bonds	86,000
Reserve For Debt Service - 2013B Bonds	47,000
Arbitrage Rebate Services	1,000
Transfer to Bond Administration (Fund GF 030, Subfund 031)	<u>2,000</u>
Total	<u>\$684,000</u>

**Capital Asset Acquisition Special Obligation – Series “2013B”**

**Fund: 213 - Fund Type: D5 – Subfund: 2F3**

**Debt Service Fund - Series 2013B Bonds- Courthouse Façade**

**Project: 213945**

<b><u>Revenues</u></b>	<b><u>2019-20</u></b>
Cash Carryover	\$55,000
Transfer from General Government Improvement Fund - (GGIF) (Fund CO 310, Subfund 313)	<u>818,000</u>
Total	<u>\$873,000</u>
<b><u>Expenditures</u></b>	
Principal Payments Bonds - 2013B Bonds	\$701,000
Interest Payments on Bonds - 2013B Bonds	110,000
Reserve For Debt Service - 2013B Bonds	59,000
Arbitrage Rebate Services	1,000
Transfer to Bond Administration (Fund GF 030, Subfund 031)	<u>2,000</u>
Total	<u>\$873,000</u>

**\$29.72 Million Capital Asset Acquisition Fixed Rate Special Obligation – Series “2016A”**  
**Fund: 213 - Fund Type: D5 – Subfund: 2F4**  
**Animal Shelter \$17.54 Million**

**Project: 213946**

<b><u>Revenues</u></b>	<b><u>2019-20</u></b>
Programmed Carryover	\$409,000
Transfer from Animal Services (Fund GF 030, Subfund 022)	331,000
Transfer from General Government Improvement Fund - (GGIF) (Fund CO 310, Subfund 313)	<u>812,000</u>
Total	<u>\$1,552,000</u>
<b><u>Expenditures</u></b>	
Principal Payments Bonds - Series 2016A	\$325,000
Interest Payments on Bonds - Series 2016A	818,000
Reserve For Debt Service - Series 2016A	404,000
Arbitrage Rebate Services	2,000
Transfer to Bond Administration (Fund GF 030, Subfund 031)	<u>3,000</u>
Total	<u>\$1,552,000</u>

**\$29.72 Million Capital Asset Acquisition Fixed Rate Special Obligation – Series “2016A”**  
**Fund: 213 - Fund Type: D5 – Subfund: 2F4**  
**Liberty City Clinic \$1.915 Million**

**Project: 213947**

<b><u>Revenues</u></b>	<b><u>2019-20</u></b>
Programmed Carryover	\$45,000
Transfer from Animal Services (Fund GF 030, Subfund 022)	<u>126,000</u>
Total	<u>\$171,000</u>
<b><u>Expenditures</u></b>	
Principal Payments Bonds - Series 2016A	\$35,000
Interest Payments on Bonds - Series 2016A	89,000
Reserve For Debt Service - Series 2016A	44,000
Arbitrage Rebate Services	2,000
Transfer to Bond Administration (Fund GF 030, Subfund 031)	<u>1,000</u>
Total	<u>\$171,000</u>

**\$29.72 Million Capital Asset Acquisition Fixed Rate Special Obligation – Series “2016A”**  
**Fund: 213 - Fund Type: D5 – Subfund: 2F4**  
**Zoo \$2.99 Million**

**Project: 213948**

<b><u>Revenues</u></b>	<b><u>2019-20</u></b>
Programmed Carryover	\$54,000
Transfer from Parks, Recreation and Open Spaces (Fund GF 040, Subfund 008)	<u>336,000</u>
Total	<u>\$390,000</u>
<b><u>Expenditures</u></b>	
Principal Payments Bonds - Series 2016A	\$230,000
Interest Payments on Bonds - Series 2016A	107,000
Reserve For Debt Service - Series 2016A	50,000
Arbitrage Rebate Services	2,000
Transfer to Bond Administration (Fund GF 030, Subfund 031)	<u>1,000</u>
Total	<u>\$390,000</u>

**\$29.72 Million Capital Asset Acquisition Fixed Rate Special Obligation – Series “2016A”**

**Fund: 213 - Fund Type: D5 – Subfund: 2F4**

**Park Improvements \$3.195 Million**

**Project: 213949**

<b><u>Revenues</u></b>	<b><u>2019-20</u></b>
Programmed Carryover	\$63,000
Transfer from General Government Improvement Fund - (GGIF) (Fund CO 310, Subfund 313)	<u>307,000</u>
Total	<u>\$370,000</u>
<b><u>Expenditures</u></b>	
Principal Payments Bonds - Series 2016A	\$180,000
Interest Payments on Bonds - Series 2016A	126,000
Reserve For Debt Service - Series 2016A	61,000
Arbitrage Rebate Services	2,000
Transfer to Bond Administration (Fund GF 030, Subfund 031)	<u>1,000</u>
Total	<u>\$370,000</u>

**\$193.4 Million Capital Asset Acquisition Fixed Rate Special Obligation – Series “2016B”**

**Fund: 213 - Fund Type: D5 – Subfund: 2F4**

**Overtown I \$87.690 Million**

**Project: 213951**

<b><u>Revenues</u></b>	<b><u>2019-20</u></b>
Programmed Carryover	\$1,278,000
Transfer from Internal Services Department (Fund GF 050, Subfund 010)	<u>4,780,000</u>
Total	<u>\$6,058,000</u>
<b><u>Expenditures</u></b>	
Principal Payments Bonds - Series 2016B	\$2,265,000
Interest Payments on Bonds - Series 2016B	2,557,000
Reserve For Debt Service - Series 2016B	1,222,000
Arbitrage Rebate Services	2,000
Transfer to Bond Administration (Fund GF 030, Subfund 031)	<u>12,000</u>
Total	<u>\$6,058,000</u>

**\$193.4 Million Capital Asset Acquisition Fixed Rate Special Obligation – Series “2016B”**

**Fund: 213 - Fund Type: D5 – Subfund: 2F4**

**Overtown II \$87.690 Million**

**Project: 213952**

<b><u>Revenues</u></b>	<b><u>2019-20</u></b>
Programmed Carryover	\$410,000
Transfer from Internal Service Department (Fund GF 050, Subfund 010)	<u>1,533,000</u>
Total	<u>\$1,943,000</u>
<b><u>Expenditures</u></b>	
Principal Payments Bonds - Series 2016B	\$725,000
Interest Payments on Bonds - Series 2016B	820,000
Reserve For Debt Service - Series 2016B	392,000
Arbitrage Rebate Services	2,000
Transfer to Bond Administration (Fund GF 030, Subfund 031)	<u>4,000</u>
Total	<u>\$1,943,000</u>

**\$193.4 Million Capital Asset Acquisition Fixed Rate Special Obligation – Series “2016B”**

**Fund: 213 - Fund Type: D5 – Subfund: 2F4**

**Libraries \$26.110 Million**

**Project: 213953**

<b><u>Revenues</u></b>	<b><u>2019-20</u></b>
Programmed Carryover	\$361,000
Transfer from Library Department (Fund SL 090, Subfund 091)	<u>1,578,000</u>
Total	<u>\$1,939,000</u>
<b><u>Expenditures</u></b>	
Principal Payments Bonds - Series 2016B	\$870,000
Interest Payments on Bonds - Series 2016B	723,000
Reserve For Debt Service - Series 2016B	340,000
Arbitrage Rebate Services	2,000
Transfer to Bond Administration (Fund GF 030, Subfund 031)	<u>4,000</u>
Total	<u>\$1,939,000</u>

**\$193.4 Million Capital Asset Acquisition Fixed Rate Special Obligation – Series “2016B”**

**Fund: 213 - Fund Type: D5 – Subfund: 2F4**

**Purchase and Build Up TECO \$18.600 Million**

**Project: 213954**

<b><u>Revenues</u></b>	<b><u>2019-20</u></b>
Programmed Carryover	\$271,000
Transfer from Internal Service Department (Fund GF 050, Subfund 010)	<u>1,015,000</u>
Total	<u>\$1,286,000</u>
<b><u>Expenditures</u></b>	
Principal Payments Bonds - Series 2016B	\$480,000
Interest Payments on Bonds - Series 2016B	542,000
Reserve For Debt Service - Series 2016B	259,000
Arbitrage Rebate Services	2,000
Transfer to Bond Administration (Fund GF 030, Subfund 031)	<u>3,000</u>
Total	<u>\$1,286,000</u>

**\$193.4 Million Capital Asset Acquisition Fixed Rate Special Obligation – Series “2016B”**

**Fund: 213 - Fund Type: D5 – Subfund: 2F4**

**ETSF Radio Towers Project \$4.785 Million**

**Project: 213955**

<b><u>Revenues</u></b>	<b><u>2019-20</u></b>
Programmed Carryover	\$54,000
Transfer from Information Technology Department (Fund GF 060, Various Subfunds)	<u>335,000</u>
Total	<u>\$389,000</u>
<b><u>Expenditures</u></b>	
Principal Payments Bonds - Series 2016B	\$230,000
Interest Payments on Bonds - Series 2016B	108,000
Reserve For Debt Service - Series 2016B	48,000
Arbitrage Rebate Services	2,000
Transfer to Bond Administration (Fund GF 030, Subfund 031)	<u>1,000</u>
Total	<u>\$389,000</u>

**\$193.4 Million Capital Asset Acquisition Fixed Rate Special Obligation – Series “2016B”**  
**Fund: 213 - Fund Type: D5 – Subfund: 2F4**  
**Correction Fire System \$10.335 Million**

**Project: 213956**

<b><u>Revenues</u></b>	<b><u>2019-20</u></b>
Programmed Carryover	\$117,000
Transfer from General Government Improvement Fund - (GGIF) (Fund CO 310, Subfund 313)	<u>716,000</u>
Total	<u>\$833,000</u>

<b><u>Expenditures</u></b>	
Principal Payments Bonds - Series 2016B	\$490,000
Interest Payments on Bonds - Series 2016B	234,000
Reserve For Debt Service - Series 2016B	105,000
Arbitrage Rebate Services	2,000
Transfer to Bond Administration (Fund GF 030, Subfund 031)	<u>2,000</u>
Total	<u>\$833,000</u>

**\$193.4 Million Capital Asset Acquisition Fixed Rate Special Obligation – Series “2016B”**  
**Fund: 213 - Fund Type: D5 – Subfund: 2F4**  
**Hope VI \$15.910 Million**

**Project: 213957**

<b><u>Revenues</u></b>	<b><u>2019-20</u></b>
Programmed Carryover	\$232,000
Transfer from General Government Improvement Fund - (GGIF) (Fund CO 310, Subfund 313)	<u>868,000</u>
Total	<u>\$1,100,000</u>

<b><u>Expenditures</u></b>	
Principal Payments Bonds - Series 2016B	\$410,000
Interest Payments on Bonds - Series 2016B	464,000
Reserve For Debt Service - Series 2016B	222,000
Arbitrage Rebate Services	2,000
Transfer to Bond Administration (Fund GF 030, Subfund 031)	<u>2,000</u>
Total	<u>\$1,100,000</u>

**\$193.4 Million Capital Asset Acquisition Fixed Rate Special Obligation – Series “2016B”**  
**Fund: 213 - Fund Type: D5 – Subfund: 2F4**  
**New ISD Shop \$19.345 Million**

**Project: 213958**

<b><u>Revenues</u></b>	<b><u>2019-20</u></b>
Programmed Carryover	\$268,000
Transfer from Internal Service Department (Fund GF 050, Subfund 010)	<u>1,165,000</u>
Total	<u>\$1,433,000</u>

<b><u>Expenditures</u></b>	
Principal Payments Bonds - Series 2016B	\$640,000
Interest Payments on Bonds - Series 2016B	536,000
Reserve For Debt Service - Series 2016B	252,000
Arbitrage Rebate Services	2,000
Transfer to Bond Administration (Fund GF 030, Subfund 031)	<u>3,000</u>
Total	<u>\$1,433,000</u>

**\$193.4 Million Capital Asset Acquisition Fixed Rate Special Obligation – Series “2016B”**  
**Fund: 213 - Fund Type: D5 – Subfund: 2F4**  
**Answer Center \$3.9 Million**

**Project: 213959**

<b><u>Revenues</u></b>	<b><u>2019-20</u></b>
Programmed Carryover	\$27,000
Transfer from General Government Improvement Fund - (GGIF) (Fund CO 310, Subfund 313)	<u>58,000</u>
Total	<u>\$85,000</u>
<b><u>Expenditures</u></b>	
Interest Payments on Bonds - Series 2016B	\$55,000
Reserve For Debt Service - Series 2016B	27,000
Arbitrage Rebate Services	2,000
Transfer to Bond Administration (Fund GF 030, Subfund 031)	<u>1,000</u>
Total	<u>\$85,000</u>

**\$193.4 Million Capital Asset Acquisition Fixed Rate Special Obligation – Series “2016B”**  
**Fund: 213 - Fund Type: D5 – Subfund: 2F4**  
**ADA Projects \$4.7 Million**

**Project: 213960**

<b><u>Revenues</u></b>	<b><u>2019-20</u></b>
Programmed Carryover	\$4,000
Transfer from General Government Improvement Fund - (GGIF) (Fund CO 310, Subfund 313)	<u>10,000</u>
Total	<u>\$14,000</u>
<b><u>Expenditures</u></b>	
Interest Payments on Bonds - Series 2016B	\$7,000
Reserve For Debt Service - Series 2016B	4,000
Arbitrage Rebate Services	2,000
Transfer to Bond Administration (Fund GF 030, Subfund 031)	<u>1,000</u>
Total	<u>\$14,000</u>

**\$193.4 Million Capital Asset Acquisition Fixed Rate Special Obligation – Series “2016B”**  
**Fund: 213 - Fund Type: D5 – Subfund: 2F4**  
**Golf Club of Miami \$4.6 Million**

**Project: 213961**

<b><u>Revenues</u></b>	<b><u>2019-20</u></b>
Programmed Carryover	\$4,000
Transfer from General Government Improvement Fund - (GGIF) (Fund CO 310, Subfund 313)	<u>10,000</u>
Total	<u>\$14,000</u>
<b><u>Expenditures</u></b>	
Interest Payments on Bonds - Series 2016B	\$7,000
Reserve For Debt Service - Series 2016B	4,000
Arbitrage Rebate Services	2,000
Transfer to Bond Administration (Fund GF 030, Subfund 031)	<u>1,000</u>
Total	<u>\$14,000</u>

**\$193.4 Million Capital Asset Acquisition Fixed Rate Special Obligation – Series “2016B”**  
**Fund: 213 - Fund Type: D5 – Subfund: 2F4**  
**Elections Building \$11.7 Million**

**Project: 213962**

<b><u>Revenues</u></b>	<b><u>2019-20</u></b>
Programmed Carryover	\$88,000
Transfer from General Government Improvement Fund - (GGIF) (Fund CO 310, Subfund 313)	<u>179,000</u>
Total	<u>\$267,000</u>
<b><u>Expenditures</u></b>	
Interest Payments on Bonds - Series 2016B	\$176,000
Reserve For Debt Service - Series 2016B	88,000
Arbitrage Rebate Services	2,000
Transfer to Bond Administration (Fund GF 030, Subfund 031)	<u>1,000</u>
Total	<u>\$267,000</u>

**\$193.4 Million Capital Asset Acquisition Fixed Rate Special Obligation – Series “2016B”**  
**Fund: 213 - Fund Type: D5 – Subfund: 2F4**  
**Courthouse Façade Project \$15 Million**

**Project: 213963**

<b><u>Revenues</u></b>	<b><u>2019-20</u></b>
Programmed Carryover	\$12,000
Transfer from General Government Improvement Fund - (GGIF) (Fund CO 310, Subfund 313)	<u>27,000</u>
Total	<u>\$39,000</u>
<b><u>Expenditures</u></b>	
Interest Payments on Bonds - Series 2016B	\$24,000
Reserve For Debt Service - Series 2016B	12,000
Arbitrage Rebate Services	2,000
Transfer to Bond Administration (Fund GF 030, Subfund 031)	<u>1,000</u>
Total	<u>\$39,000</u>

**\$193.4 Million Capital Asset Acquisition Fixed Rate Special Obligation – Series “2016B”**  
**Fund: 213 - Fund Type: D5 – Subfund: 2F4**  
**Public Service Tax (UMSA) Series “2006” \$28 Million**

**Project: 213964**

<b><u>Revenues</u></b>	<b><u>2019-20</u></b>
Programmed Carryover	\$348,000
Transfer from Unincorporated Municipal Service Area General Fund	<u>1,643,000</u>
Total	<u>\$1,991,000</u>
<b><u>Expenditures</u></b>	
Principal Payments on Bonds - Series 2016B	\$965,000
Interest Payments on Bonds - Series 2016B	696,000
Reserve For Debt Service - Series 2016B	324,000
Arbitrage Rebate Services	2,000
Transfer to Bond Administration (Fund GF 030, Subfund 031)	<u>4,000</u>
Total	<u>\$1,991,000</u>

**\$193.4 Million Capital Asset Acquisition Fixed Rate Special Obligation – Series “2016B”**

**Fund: 213 - Fund Type: D5 – Subfund: 2F4**

**Public Service Tax (UMSA) Series “2007” \$30 Million**

**Project: 213965**

<b><u>Revenues</u></b>	<b><u>2019-20</u></b>
Programmed Carryover	\$405,000
Transfer from Unincorporated Municipal Service Area General Fund	<u>1,767,000</u>
Total	<u>\$2,172,000</u>
<b><u>Expenditures</u></b>	
Principal Payments on Bonds - Series 2016B	\$975,000
Interest Payments on Bonds - Series 2016B	810,000
Reserve For Debt Service - Series 2016B	381,000
Arbitrage Rebate Services	2,000
Transfer to Bond Administration (Fund GF 030, Subfund 031)	<u>4,000</u>
Total	<u>\$2,172,000</u>

**\$74.435 Million Capital Asset Acquisition Fixed Rate Special Obligation – Series “2017A”**

**Fund: 213 - Fund Type: D5 – Subfund: 2F5**

**PHT (Tax Exempt) \$26.055 Million**

**Project: 213966**

<b><u>Revenues</u></b>	<b><u>2019-20</u></b>
Programmed Carryover	\$652,000
Transfer from General Government Improvement Fund - (GGIF) (Fund CO 310, Subfund 313)	<u>3,331,000</u>
Total	<u>\$3,983,000</u>
<b><u>Expenditures</u></b>	
Principal Payments on Bonds, Series 2017A	\$2,070,000
Interest Payments on Bonds - Series 2017A	1,303,000
Reserve For Debt Service - Series 2017A	600,000
Arbitrage Rebate Services	2,000
Transfer to Bond Administration (Fund GF 030, Subfund 031)	<u>8,000</u>
Total	<u>\$3,983,000</u>

**\$74.435 Million Capital Asset Acquisition Fixed Rate Special Obligation – Series “2017A”**

**Fund: 213 - Fund Type: D5 – Subfund: 2F5**

**Light Speed Project (Tax Exempt) \$870,000**

**Project: 213967**

<b><u>Revenues</u></b>	<b><u>2019-20</u></b>
Programmed Carryover	\$17,000
Transfer from Internal Service Department (Fund GF 050, Subfund 010)	<u>61,000</u>
Total	<u>\$78,000</u>
<b><u>Expenditures</u></b>	
Principal Payments on Bonds, Series 2017A	\$25,000
Interest Payments on Bonds - Series 2017A	34,000
Reserve For Debt Service - Series 2017A	16,000
Arbitrage Rebate Services	2,000
Transfer to Bond Administration (Fund GF 030, Subfund 031)	<u>1,000</u>
Total	<u>\$78,000</u>

**\$16.185 million Cap. Asset Acquisition Fixed Special Obligation Bonds – Series “2018A”**  
**Fund: 213 - Fund Type: D5 – Subfund: 2F6**  
**\$6,135,000 - Elections-ADA Project**

**Project: 213968**

<b><u>Revenues:</u></b>	<b><u>2019-20</u></b>
Programmed Cash Carryover	\$91,000
Transfer from General Government Improvement Fund - (GGIF) (Fund CO 310, Subfund 313)	<u>508,000</u>
Total	<u>\$599,000</u>
<b><u>Expenditures:</u></b>	
Principal Payments on Bonds, Series 2018A	\$330,000
Interest Payments on Bonds, Series 2018A	180,000
Reserve for Future Debt Service, Series 2018A	85,000
Arbitrage Rebate Services	2,000
Transfer to Bond Administration (Fund GF 030, Subfund 031)	<u>2,000</u>
Total	<u>\$599,000</u>

**\$16.185 million Cap. Asset Acquisition Fixed Special Obligation Bonds – Series “2018A”**  
**Fund: 213 - Fund Type: D5 – Subfund: 2F6**  
**\$10,050,000 - QNIP Project**

**Project: 213969**

<b><u>Revenues:</u></b>	<b><u>2019-20</u></b>
Programmed Cash Carryover	\$148,000
Transfer from General Government Improvement Fund - (GGIF) (Fund CO 310, Subfund 313)	<u>836,000</u>
Total	<u>\$984,000</u>
<b><u>Expenditures:</u></b>	
Principal Payments on Bonds, Series 2018A	\$545,000
Interest Payments on Bonds, Series 2018A	295,000
Reserve for Future Debt Service, Series 2018A	139,000
Arbitrage Rebate Services	2,000
Transfer to Bond Administration (Fund GF 030, Subfund 031)	<u>3,000</u>
Total	<u>\$984,000</u>

**Special Oblig. Notes-Series "2008 A"**  
**Fund: 214 - Fund Type: D6 – Subfund: 2N1**  
**Coral Gables Courthouse- \$3.675 Million**

**Project: 214101**

<b><u>Revenues:</u></b>	<b><u>2019-20</u></b>
Transfer from Administrative Office of the Courts (Fund GF 030, Subfund 042)	\$304,000
Programmed Cash Reserve	<u>22,000</u>
Total	<u>\$326,000</u>
<b><u>Expenditures:</u></b>	
Principal Payments on Notes	\$261,000
Interest Payments on Notes	44,000
Reserve for Future Debt Service	18,000
Arbitrage Rebate Services	2,000
Transfer to Bond Administration (Fund GF 030, Subfund 031)	<u>1,000</u>
Total	<u>\$326,000</u>

**Special Oblig. Notes-Series "2008 A"**  
**Fund: 214 - Fund Type: D6 – Subfund: 2N1**  
**Golf Club of Miami-Renovations-\$2.50 Million**

**Project: 214102**

<b><u>Revenues:</u></b>	<b><u>2019-20</u></b>
Programmed Cash Reserve	\$15,000
Transfer from Parks Golf Operations (Fund GF 040, Subfund 001)	<u>208,000</u>
Total	<u>\$223,000</u>
<b><u>Expenditures:</u></b>	
Principal Payments on Notes	\$177,000
Interest Payments on Notes	30,000
Reserve for Future Debt Service	13,000
Arbitrage Rebate Services	2,000
Transfer to Bond Administration (Fund GF 030, Subfund 031)	<u>1,000</u>
Total	<u>\$223,000</u>

**Special Oblig. Notes-Series "2008 A"**  
**Fund: 214 - Fund Type: D6 – Subfund: 2N1**  
**Fire Department- Fleet Replacement- \$975,000**

**Project: 214103**

<b><u>Revenues:</u></b>	<b><u>2019-20</u></b>
Programmed Cash Reserve	\$6,000
Transfer from Fire Department (Fund SF 011, Subfund 111)	<u>84,000</u>
Total	<u>\$90,000</u>
<b><u>Expenditures:</u></b>	
Principal Payments on Notes	\$69,000
Interest Payments on Notes	12,000
Reserve for Future Debt Service	6,000
Arbitrage Rebate Services	2,000
Transfer to Bond Administration (Fund GF 030, Subfund 031)	<u>1,000</u>
Total	<u>\$90,000</u>

**Special Oblig. Notes-Series "2008 A"**  
**Fund: 214 - Fund Type: D6 – Subfund: 2N1**  
**Parks & Recreation- Construction of Crandon Clubhouse- \$4.125 Million**

**Project: 214104**

<b><u>Revenues:</u></b>	<b><u>2019-20</u></b>
Programmed Cash Reserve	\$25,000
Transfer from Sports Tax Revenues-Revenue Fund (Project 205800)	<u>341,000</u>
Total	<u>\$366,000</u>
<b><u>Expenditures:</u></b>	
Principal Payments on Notes	\$293,000
Interest Payments on Notes	50,000
Reserve for Future Debt Service	20,000
Arbitrage Rebate Services	2,000
Transfer to Bond Administration (Fund GF 030, Subfund 031)	<u>1,000</u>
Total	<u>\$366,000</u>

**Special Oblig. Notes-Series "2008 B"**  
**Fund: 214 - Fund Type: D6 – Subfund: 2N1**  
**Coast Guard- \$17.450 Million**

**Project: 214105**

<b><u>Revenues:</u></b>	<b><u>2019-20</u></b>
Programmed Cash Reserve	\$323,000
Transfer from General Government Improvement Fund - (GGIF) (Fund CO 310, Subfund 313)	<u>2,195,000</u>
Total	<u>\$2,518,000</u>

<b><u>Expenditures:</u></b>	
Principal Payments on Notes	\$1,575,000
Interest Payments on Notes	646,000
Reserve for Future Debt Service	289,000
Arbitrage Rebate Services	2,000
Transfer to Bond Administration (Fund GF 030, Subfund 031)	<u>6,000</u>
Total	<u>\$2,518,000</u>

**\$13.2 Million Police Vehicle Lease**  
**Miami-Dade County, Florida, Series 2015 - Police Vehicles**  
**Fund 292 – Loan Agreements**  
**Fund Type: D9 – Subfund: 2M1**

**Project: 292910**

<b><u>Revenues:</u></b>	<b><u>2019-20</u></b>
Programmed Cash Reserve	\$19,000
Transfer from General Government Improvement Fund - (GGIF) (Fund CO 310, Subfund 313)	<u>2,665,000</u>
Total	<u>\$2,684,000</u>

<b><u>Expenditures:</u></b>	
Principal Payment on Loan	\$2,640,000
Interest Payments on Loan	37,000
Transfer to Bond Administration (Fund GF 030, Subfund 031)	<u>7,000</u>
Total	<u>\$2,684,000</u>

**\$10.86 Million Police/ASD Vehicle Lease**  
**Miami-Dade County, Florida, Series 2016 - Police/ASD Vehicles**  
**Fund 292 – Loan Agreements**  
**Fund Type: D9 – Subfund: 2M1**

**Project: 292911**

<b><u>Revenues:</u></b>	<b><u>2019-20</u></b>
Programmed Cash Reserve - Police	\$27,000
Programmed Cash Reserve - Animal Services	1,000
Transfer from General Government Improvement Fund - (GGIF) (Fund CO 310, Subfund 313) Police	2,150,000
Transfer from General Government Improvement Fund - (GGIF) (Fund CO 310, Subfund 313) Animal Services	<u>71,000</u>
Total	<u>\$2,249,000</u>

<b><u>Expenditures:</u></b>	
Principal Payment on Loan	\$2,172,000
Interest Payments on Loan	56,000
Reserve for Future Debt Service	15,000
Transfer to Bond Administration (Fund GF 030, Subfund 031)	<u>6,000</u>
Total	<u>\$2,249,000</u>

**\$22.5 Million Multi-Dept. Vehicle Lease**  
**Miami-Dade County, Florida, Series 2017**  
**Fund 292 – Loan Agreements**  
**Fund Type: D9 – Subfund: 2M1**

**Project: 292912**

<b><u>Revenues:</u></b>	<b><u>2019-20</u></b>
Programmed Cash Reserve	\$2,368,000
Transfer from (Animal Services 5)	11,000
Transfer from (Animal Services 7)	43,000
Transfer from (Board of County Commissioners)	6,000
Transfer from (Elections)	19,000
Transfer from (Corrections and Rehabilitation 5)	660,000
Transfer from (Corrections and Rehabilitation 7)	493,000
Transfer from (Police)	2,336,000
Transfer from (Medical Examiner)	30,000
Transfer from (Parks, Recreation and Open Spaces 7)	654,000
Transfer from (Internal Services)	303,000
Transfer from (Property Appraiser)	30,000
Transfer from (Solid Waste Gen Seg)	<u>161,000</u>
Total	<u>\$7,114,000</u>

<b><u>Expenditures:</u></b>	
Principal Payment on Loan	\$4,467,000
Interest Payment on Loan	263,000
Reserve for Future Debt Service	2,364,000
Transfer to Bond Administration (Fund GF 030, Subfund 031)	<u>20,000</u>
Total	<u>\$7,114,000</u>

**\$15.728 Million Fire UHF - Equipment Lease**  
**Miami-Dade County, Florida, Series 2018 - Fire UHF Equipment**  
**Fund 292 – Loan Agreements**  
**Fund Type: D9 – Subfund: 2M1**

**Project: 292913**

<b><u>Revenues:</u></b>	<b><u>2019-20</u></b>
Programmed Cash Reserve	\$235,000
Transfer from General Government Improvement Fund (GGIF) (Fund CO 310, Subfund 313)	<u>1,999,000</u>
Total	<u>\$2,234,000</u>

<b><u>Expenditures:</u></b>	
Principal Payments on Loan	\$1,549,000
Interest Payments on Loan	469,000
Reserve for Future Debt Service	211,000
Transfer to Bond Administration (Fund GF 030, Subfund 031)	<u>5,000</u>
Total	<u>\$2,234,000</u>

**\$18.112 Million Master Equipment Lease - Tranche 1**  
**Miami-Dade County, Florida, Series 2018 - MELPA-T1**  
**Fund 292 – Loan Agreements**  
**Fund Type: D9 – Subfund: 2M1**

**Project: 292914**

<b><u>Revenues:</u></b>	<b><u>2019-20</u></b>
Programmed Cash Reserve	\$309,000
Transfer from (Elections)	6,000
Transfer from (Property Appraiser)	11,000
Transfer from (Fire Rescue)	<u>604,000</u>
Total	<u>\$930,000</u>

<b><u>Expenditures:</u></b>	
Principal Payment on Loan	\$461,000
Interest Payment on Loan	157,000
Reserve for Future Debt Service	308,000
Transfer to Bond Administration (Fund GF 030, Subfund 031)	<u>4,000</u>
Total	<u>\$930,000</u>

**\$27.218 Million Master Equipment Lease - Tranche 2**  
**Miami-Dade County, Florida, Series 2019 - MELPA-T2**  
**Fund 292 – Loan Agreements**  
**Fund Type: D9 – Subfund: 2M1**

**Project: 292915**

<b><u>Revenues:</u></b>	<b><u>2019-20</u></b>
Programmed Cash Reserve	\$1,950,000
Transfer from (Mosquito Control)	41,000
Transfer from (Department of Transit and Public Works)	478,000
Transfer from (Parks, Recreation and Open Spaces)	58,000
Transfer from (Internal Services)	249,000
Transfer from (Fire Rescue)	729,000
Transfer from (Police)	2,209,000
Transfer from (Animal Services)	64,000
Transfer from (Board of County Commissioners)	12,000
Transfer from (Cultural Affairs)	15,000
Transfer from (Elections)	10,000
Transfer from (Public Defender)	7,000
Transfer from (Juvenile Services)	11,000
Transfer from (Medical Examiner)	16,000
Transfer from (Property Appraiser)	<u>6,000</u>
Total	<u>\$5,855,000</u>

<b><u>Expenditures:</u></b>	
Principal Payment on Loan	\$3,375,000
Interest Payment on Loan	511,000
Reserve for Future Debt Service	1,949,000
Transfer to Bond Administration (Fund GF 030, Subfund 031)	<u>20,000</u>
Total	<u>\$5,855,000</u>

**\$247.6 Million Sunshine State Governmental Financing Commission**  
**Miami-Dade County, Florida, Series 2011A (\$100 Million)**  
**Fund 292 – Loan Agreements**  
**Fund Type: D9 – Subfund: 2L8**

**Project: 298502**

<b><u>Revenues:</u></b>	<b><u>2019-20</u></b>
Transfer from Convention Development Tax Revenue (Project 206300)	\$2,813,000
Transfer from Fire Rescue Department (Fund SF 011, Subfund 111)	1,421,000
Transfer from General Government Improvement Fund - (GGIF) (Fund CO 310, Subfund 313)	<u>1,340,000</u>
Total	<u>\$5,574,000</u>
<b><u>Expenditures:</u></b>	
Principal Payment on Loan	\$4,056,000
Interest Payments on Loan	<u>1,518,000</u>
Total	<u>\$5,574,000</u>

**\$247.6 Million Sunshine State Governmental Financing Commission**  
**Miami-Dade County, Florida, Series 2011A (\$52 Million)**  
**Fund 292 – Loan Agreements**  
**Fund Type: D9 – Subfund: 2L8**

**Project: 298503**

<b><u>Revenues:</u></b>	<b><u>2019-20</u></b>
Transfer from Convention Development Tax Revenue (Project 206300)	\$835,000
Transfer from General Government Improvement Fund - (GGIF) (Fund CO 310, Subfund 313)	1,012,000
Transfer from Parks, Recreation and Open Spaces - Marina	<u>293,000</u>
Total	<u>\$2,140,000</u>
<b><u>Expenditures:</u></b>	
Principal Payment on Loan	\$1,515,000
Interest Payments on Loan	<u>625,000</u>
Total	<u>\$2,140,000</u>

**MIAMI-DADE LIBRARY**  
**Library Capital Construction**  
**(Fund CO 310, Subfund 311)**

<b><u>Revenues:</u></b>	<b><u>2019-20</u></b>
Carryover	\$8,143,000
Transfer from Operating Library Fund (Fund SL 090, Subfund 091)	<u>7,586,000</u>
Total	<u>\$15,729,000</u>
<b><u>Expenditures:</u></b>	
Construction Expenditures	\$13,178,000
Reserve	<u>2,551,000</u>
Total	<u>\$15,729,000</u>

**FINANCE**  
**(Fund CO 310, Subfunds 313, Projects 313115)**

<b><u>Revenues:</u></b>	<b><u>Prior Years</u></b>	<b><u>2019-20</u></b>	<b><u>Future</u></b>	<b><u>Total</u></b>
Operating Revenues	<u>\$1,600,000</u>	<u>\$0</u>	<u>\$0</u>	<u>\$1,600,000</u>
<b><u>Expenditures</u></b>				
Reconfigure - 25th and 26th Floors	<u>\$300,000</u>	<u>\$1,300,000</u>	<u>\$0</u>	<u>\$1,600,000</u>

**HUMAN RESOURCES**  
**(Fund CO 310, Subfunds 313, Projects 313100)**

<b><u>Revenues:</u></b>	<b><u>Prior Years</u></b>	<b><u>2019-20</u></b>	<b><u>Future</u></b>	<b><u>Total</u></b>
Operating Revenues	\$200,000	\$0	\$0	\$200,000

**Expenditures**

Reconfigure - 21 and 22 Floors	\$0	\$200,000	\$0	\$200,000
--------------------------------	-----	-----------	-----	-----------

**INFORMATION TECHNOLOGY LEADERSHIP COUNCIL (ITLC)**  
**(Fund CO 310, Subfunds 313, Projects 313200)**

<b><u>Revenues:</u></b>	<b><u>Prior Years</u></b>	<b><u>2019-20</u></b>	<b><u>Future</u></b>	<b><u>Total</u></b>
ITLC Funding Model Carryover	\$6,436,000	\$0	\$0	\$6,436,000
Transfer from IT Funding Model (Fund GF 030, Subfund 052)	<u>0</u>	<u>2,373,000</u>	<u>0</u>	<u>2,373,000</u>
Total	<u>\$6,436,000</u>	<u>\$2,373,000</u>	<u>\$0</u>	<u>\$8,809,000</u>

**Expenditures**

Elections - Administrative Trouble Shooters (ATS) Routing System	\$0	\$60,000	\$0	\$60,000
Medical Examiner - Forensic Imaging Bureau (FIB) Storage Capacity Expansion	0	120,000	0	120,000
Non-Departmental - Work Force Solution	550,000	380,000	0	930,000
Non- Departmental - Automated Agenda Management System	0	250,000	0	250,000
Parks, Recreation and Open Spaces - Recreation Management System	300,000	350,000	0	650,000
Police - Civil Automation Process	930,000	756,000	0	1,686,000
Police - Laboratory Information Management System (LIMS)	1,565,000	1,335,000	0	2,900,000
Police - Sharepoint Platform	0	1,118,000	0	1,118,000
Police - Social Media Analytics Software	0	595,000	0	595,000
Property Appraiser - Computer Aided Mass Appraisal System (CAMA)	<u>0</u>	<u>500,000</u>	<u>0</u>	<u>500,000</u>
Total	<u>\$3,345,000</u>	<u>\$5,464,000</u>	<u>\$0</u>	<u>\$8,809,000</u>

**INFORMATION TECHNOLOGY**  
**(Fund CO 310, Subfunds 313, Projects 313210)**

<b><u>Revenues:</u></b>	<b><u>2019-20</u></b>
Carryover	\$5,156,000
Transfer from Information Technology (Fund GF 060, Various Subfunds)	<u>6,372,000</u>
Total	<u>\$11,528,000</u>

**Expenditures**

Citrix Infrastructure - Virtual Desktop and Thin Clients	\$217,000
Cloud Infrastructure	2,495,000
Deployment of 800MHZ Public Safety Radio Sites	1,972,000
Edge Network Project	3,066,000
Voice Over Internet Protocol (VOIP) Project	637,000
Reserve	<u>3,141,000</u>
Total	<u>\$11,528,000</u>

**GENERAL GOVERNMENT IMPROVEMENT FUND (GGIF)**  
**(Fund CO 310, Subfunds 313 and 314, Projects 313100, 314006, 314007, 314008 and 314200)**

<b>Revenues:</b>	<b>Prior Years</b>	<b>2019-20</b>	<b>Future</b>	<b>Total</b>
Prior Years' General Government Improvement Fund (GGIF) Allocation	\$12,875,000	\$0	\$1,927,000	\$14,802,000
General Government Improvement Fund (GGIF) Carryover	0	4,205,000	0	4,205,000
Transfer from Countywide General Fund	0	19,270,000	0	19,270,000
Transfer from Unicorporated Municipal Service Area General Fund	0	1,500,000	0	1,500,000
Handicapped Parking Fines and Miscellaneous ADA Revenues	0	150,000	0	150,000
Payments in Lieu of Taxes	0	900,000	0	900,000
Pay Telephone Commission	0	2,300,000	0	2,300,000
Public Health Trust Loan Repayment	0	3,331,000	0	3,331,000
Seaquarium Lease Payment	0	400,000	0	400,000
Transfer from Finance Department	0	5,900,000	0	5,900,000
Transfer from Public Housing and Community Development (for debt service)	0	974,000	0	974,000
Transfer from Animal Services (for debt service)	0	72,000	0	72,000
Transfer from Internal Services Department (for debt service)	0	5,770,000	0	5,770,000
Transfer from Internal Services Department	0	7,000,000	0	7,000,000
Transfer from Information Technology Department (for debt service)	0	677,000	0	677,000
Transfer from Fire Rescue Department (for debt service)	0	1,455,000	0	1,455,000
Baseball Stadium Annual Rent Payment	0	2,509,000	0	2,509,000
Helicopter Sale Revenue	0	12,120,000	0	12,120,000
Land Revenue	0	1,200,000	0	1,200,000
<b>Total</b>	<b><u>\$12,875,000</u></b>	<b><u>\$69,733,000</u></b>	<b><u>\$1,927,000</u></b>	<b><u>\$84,535,000</u></b>
<b>Expenditures</b>	<b>Prior Years</b>	<b>2019-20</b>	<b>Future</b>	<b>Total</b>
<b>Public Safety</b>				
Corrections and Rehabilitation - Kitchen Equipment Replacement	\$1,315,000	\$83,000	\$0	\$1,398,000
Corrections and Rehabilitation - TGK - 2nd Floor	45,000	49,000	0	94,000
Corrections and Rehabilitation - TGK - Kitchen AC Installation	3,226,000	31,000	0	3,257,000
Corrections and Rehabilitation - TGK - Roof Top Security Modification	106,000	24,000	0	130,000
Fire Rescue - Hangar for Air Rescue Helicopter at Opa-locka	748,000	142,000	0	890,000
Fire Rescue - Lifeguard Towers	200,000	200,000	0	400,000
Judicial - Court Facilities Repairs and Renovations	500,000	500,000	0	1,000,000
Medical Examiner - Imaging Processing Rooms	30,000	36,000	0	66,000
Police - Roof Repairs/Replacement at various Districts/Facilities	300,000	300,000	0	600,000
Police - Electrical Panels at Headquarters and Training Bureau	239,000	61,000	0	300,000
Police - Interview Rooms - Phase 2	195,000	125,000	0	320,000
Police - Miami-Dade Public Safety Training Institute	4,036,000	500,000	0	4,536,000
Police - Neighborhood Safety Initiative	0	5,000,000	0	5,000,000
Hialeah Courthouse Annual Equipment and Maintenance	0	<u>500,000</u>	0	<u>500,000</u>
<b>Subtotal</b>	<b><u>\$10,940,000</u></b>	<b><u>\$7,551,000</u></b>	<b><u>\$0</u></b>	<b><u>\$18,491,000</u></b>
<b>Recreation and Culture</b>				
Cultural Affairs - African Cultural Arts Center	\$864,000	\$209,000	\$0	\$1,073,000
Cultural Affairs - Miami-Dade County Auditorium	0	0	927,000	927,000
Cultural Affairs - Joseph Caleb Auditorium	0	0	1,000,000	1,000,000
Parks, Recreation and Open Spaces - Gwen Cherry/Goulds Park - Synthetic Turf	500,000	400,000	0	900,000
Parks, Recreation and Open Spaces - Matheson Hammock - Seawall Replacement	<u>150,000</u>	<u>150,000</u>	0	<u>300,000</u>
<b>Subtotal</b>	<b><u>\$1,514,000</u></b>	<b><u>\$759,000</u></b>	<b><u>\$1,927,000</u></b>	<b><u>\$4,200,000</u></b>
<b>Neighborhood and Infrastructure</b>				
Transportation and Public Works - The Underline	\$421,000	\$79,000	\$0	\$500,000
Transportation and Public Works - Roadway Improvements (UMSA)	0	<u>1,500,000</u>	0	<u>1,500,000</u>
<b>Subtotal</b>	<b><u>\$421,000</u></b>	<b><u>\$1,579,000</u></b>	<b><u>\$0</u></b>	<b><u>\$2,000,000</u></b>
<b>General Government</b>				
Elections - Mail Inserter and Ballot Sorter	\$0	\$2,300,000	\$0	\$2,300,000
Internal Services - ISD Facilities Systemwide	0	20,000,000	0	20,000,000
American with Disabilities Act (ADA) Reasonable Accommodations	0	2,000	0	2,000
Repairs and Renovations - General Government Improvement Program	0	<u>2,000,000</u>	0	<u>2,000,000</u>
<b>Subtotal</b>	<b><u>\$0</u></b>	<b><u>\$24,302,000</u></b>	<b><u>\$0</u></b>	<b><u>\$24,302,000</u></b>

**GENERAL GOVERNMENT IMPROVEMENT FUND (GGIF) (cont'd)**

<u>Expenditures</u>	<u>Prior Years</u>	<u>2019-20</u>	<u>Future</u>	<u>Total</u>
<b>Debt Service</b>				
311 Answer Center (Capital Asset Series 2013B)	\$0	\$201,000	\$0	\$201,000
311 Answer Center (Capital Asset Series 2016B)	0	58,000	0	58,000
Americans with Disabilities Act (Capital Asset Series 2013B)	0	258,000	0	258,000
Americans with Disabilities Act (Capital Asset Series 2016B)	0	10,000	0	10,000
Animal Services - Fleet Vehicles (Equipment Lease Series 2016)	0	72,000	0	72,000
Animal Shelter (Doral) (Capital Asset Series 2016A)	0	812,000	0	812,000
Ballpark Stadium Project (Capital Asset Series 2011A)	0	2,509,000	0	2,509,000
Buses for Community Action and Human Services (Capital Asset series 2013A)	0	334,000	0	334,000
Coast Guard Property (Capital Asset Series 2008B)	0	2,195,000	0	2,195,000
Corrections Fire Systems Phase 4 (Capital Asset Series 2016B)	0	716,000	0	716,000
Cyber Security Phase 1 (Sunshine State Series 2011A)	0	677,000	0	677,000
Dade County Courthouse Façade Repair (Capital Asset Series 2013B)	0	818,000	0	818,000
Dade County Courthouse Façade Repair (Capital Asset Series 2016B)	0	27,000	0	27,000
Elections ADA Voting Equipment (Capital Asset Series 2018A)	0	508,000	0	508,000
Elections Equipment (Capital Asset Series 2013A)	0	589,000	0	589,000
Elections Facility (Capital Asset Series 2013B)	0	630,000	0	630,000
Elections Facility (Capital Asset Series 2016B)	0	179,000	0	179,000
Fire UHF Radio System (Capital Asset Series 2013B)	0	1,089,000	0	1,089,000
Fire UHF Radio System (Capital Lease Series 2018)	0	431,000	0	431,000
Golf Club of Miami (Capital Asset Series 2013B)	0	253,000	0	253,000
Golf Club of Miami (Capital Asset Series 2016B)	0	10,000	0	10,000
Helicopter (Future Financing)	0	2,729,000	0	2,729,000
Public Housing Improvements (Capital Asset Series 2016B)	0	868,000	0	868,000
Scott Carver and Hope IV (Capital Asset Series 2013A)	0	974,000	0	974,000
Public Housing Projects (Sunshine Series 2011A)	0	335,000	0	335,000
Narrowbanding	0	5,189,000	0	5,189,000
Park Improvements (Capital Asset Series 2016A)	0	307,000	0	307,000
Police - Fleet Vehicles (Equipment Lease Series 2015 and 2016)	0	4,880,000	0	4,880,000
Portable Classrooms for Head Start/ Early Head Start Programs (Capital Asset 2013A)	0	254,000	0	254,000
Project Closeout Costs (Capital Asset Series 2009B)	0	582,000	0	582,000
Public Health Trust - Infrastructure (Sunshine State Series 2011A)	0	1,248,000	0	1,248,000
Public Health Trust - Equipment (Capital Asset Series 2017A)	0	3,331,000	0	3,331,000
Quality Neighborhood Improvement Program (QNIP) (Public Service Tax Bonds Series 2011)	0	1,150,000	0	1,150,000
Quality Neighborhood Improvement Program (QNIP) 2017 (Capital Asset Series 2018A)	0	836,000	0	836,000
Quality Neighborhood Improvement Program (QNIP) 2019 (Future Financing)	<u>0</u>	<u>391,000</u>	<u>0</u>	<u>391,000</u>
Subtotal	<u>\$0</u>	<u>\$35,542,000</u>	<u>\$0</u>	<u>\$35,542,000</u>
Total	<u>\$12,875,000</u>	<u>\$69,733,000</u>	<u>\$1,927,000</u>	<u>\$84,535,000</u>

**REGULATORY AND ECONOMIC RESOURCES  
Beach Erosion Mitigation and Renourishment  
(Fund CO 310, Subfund 315, Grant CPDE04)**

<u>Revenues:</u>	<u>2019-20</u>
Army Corps of Engineers	\$48,875,000
Beach Renourishment Fund	1,500,000
City of Miami Beach Contribution	1,500,000
Florida Department of Environmental Protection	<u>1,483,000</u>
Total	<u>\$53,358,000</u>

<u>Expenditures:</u>	<u>2019-20</u>
Construction Expenditures	<u>\$53,358,000</u>

**REGULATORY AND ECONOMIC RESOURCES  
Stormwater Utility Capital Program  
(Fund CO 310, Subfund 316)**

<u>Revenues:</u>	<u>2019-20</u>
Transfer from Stormwater Utility Fund (Fund 140, Subfund 141)	<u>\$6,000,000</u>

<u>Expenditures:</u>	<u>2019-20</u>
Construction Expenditures	<u>\$6,000,000</u>

**TRANSPORTATION AND PUBLIC WORKS**  
**Stormwater Utility Capital Program**  
**(Fund CO 310, Subfund 316, Various Projects)**

<b>Revenues:</b>	<b>2019-20</b>
Transfer from Stormwater Utility Fund (Fund 140, Subfund 141)	<u>\$14,407,000</u>

<b>Expenditures:</b>	
Drainage Improvements	<u>\$14,407,000</u>

**BUILDING BETTER COMMUNITIES GENERAL OBLIGATION BOND PROGRAM**  
**(Fund CB 320, Various Subfunds)**

<b>Revenues:</b>	<b>Prior Years</b>	<b>2019-20</b>	<b>Future Years</b>	<b>Total</b>
Programmed Proceeds	\$1,938,307,000	\$211,975,000	\$775,468,000	\$2,925,750,000
Interest Earnings	<u>35,773,000</u>	<u>0</u>	<u>0</u>	<u>35,773,000</u>
<b>Total</b>	<u>\$1,974,080,000</u>	<u>\$211,975,000</u>	<u>\$775,468,000</u>	<u>\$2,961,523,000</u>

<b>Expenditures:</b>				
Question 1: Water, Sewer and Flood Control	\$199,114,000	\$20,206,000	\$139,474,000	\$358,794,000
Question 2: Park and Recreation Facilities	477,093,000	36,742,000	132,946,000	646,781,000
Question 3: Bridges and Public Infrastructure	232,805,000	44,400,000	56,921,000	334,126,000
Question 4: Public Safety Facilities	111,020,000	45,621,000	167,979,000	324,620,000
Question 5: Emergency and Healthcare Facilities	157,621,000	5,313,000	9,566,000	172,500,000
Question 6: Public Service and Outreach Facilities	177,873,000	14,062,000	50,058,000	241,993,000
Question 7: Housing for Elderly and Families	157,718,000	10,660,000	16,622,000	185,000,000
Question 8: Cultural, Libraries, and Educational Facilities	418,331,000	33,371,000	74,434,000	526,136,000
Office of the County Attorney	3,541,000	0	0	3,541,000
Finance Department	135,000	50,000	0	185,000
Office of Management and Budget	17,584,000	0	0	17,584,000
Reserve	0	0	63,000	63,000
Issuance Costs and Transfer to Debt Service	<u>21,245,000</u>	<u>1,550,000</u>	<u>127,405,000</u>	<u>150,200,000</u>
<b>Total</b>	<u>\$1,974,080,000</u>	<u>\$211,975,000</u>	<u>\$775,468,000</u>	<u>\$2,961,523,000</u>

**TRANSPORTATION AND PUBLIC WORKS**  
**People's Transportation Plan**  
**(Fund CO 325)**

<b>Revenues:</b>	<b>2019-20</b>
Transfer from People's Transportation Plan (Fund 402)	<u>\$2,674,000</u>

<b>Expenditures:</b>	
People's Transportation Plan Operating Expenditures	<u>\$2,674,000</u>

**TRANSPORTATION AND PUBLIC WORKS**  
**Secondary Gas Tax Program**  
**(Funds CO 330, Various Subfunds)**

<b>Revenues:</b>	<b>2019-20</b>
Carryover	\$2,409,000
Transfer from Transportation Trust Fund (Fund 51-510, Subfund 511)	<u>17,465,000</u>
<b>Total</b>	<u>\$19,874,000</u>

<b>Expenditures:</b>	
2019-20 Secondary Gas Tax Program Expenditures	\$14,472,000
Transfer to Metropolitan Planning Organization (Fund 730)	872,000
Transfer to Parks, Recreation and Open Spaces for Special Taxing District Maintenance	279,000
Transfer to Parks, Recreation and Open Spaces for Roadside Maintenance and Landscaping	<u>4,251,000</u>
<b>Total</b>	<u>\$19,874,000</u>

**TRANSPORTATION AND PUBLIC WORKS**  
**Public Works Reimbursement and Grant Fund**  
**(Funds CO 331, Various Subfunds)**

<b><u>Revenues:</u></b>	<b><u>2019-20</u></b>
Florida Department of Transportation Grant Funds	\$4,288,000
Florida Department of Transportation County Incentive Grant Funds	4,092,000
Interagency and Other Contributions	7,734,000
State Florida and Inland Navigational District Grants	<u>92,000</u>
<b>Total</b>	<b><u>\$16,206,000</u></b>

<b><u>Expenditures:</u></b>	<b><u>2019-20</u></b>
Public Works Capital Project Reimbursement and Grants	<u>\$16,206,000</u>

**TRANSPORTATION AND PUBLIC WORKS**  
**Capital Improvement Local Option Gas Tax Collections (Three Cents)**  
**(Fund CO 337, Various Subfunds)**

<b><u>Revenues:</u></b>	<b><u>2019-20</u></b>
Carryover	\$587,000
Transfer from Transportation Trust Fund (Fund 51-510, Subfund 511)	<u>20,995,000</u>
<b>Total</b>	<b><u>\$21,582,000</u></b>

<b><u>Expenditures:</u></b>	<b><u>2019-20</u></b>
Transfer to Transit Capital Project Fund (Fund ET 412)	\$19,962,000
Transfer to Capital Improvement Local Option Gas Tax Program (Fund CO 337, Subfunds 201-299)	<u>1,620,000</u>
<b>Total</b>	<b><u>\$21,582,000</u></b>

**TRANSPORTATION AND PUBLIC WORKS**  
**IMPACT FEE PROGRAM - ROADWAY CONSTRUCTION**  
**(Fund CI 340, Various Subfunds)**

<b><u>Revenues:</u></b>	<b><u>2019-20</u></b>
Carryover	\$390,062,000
Impact Fees	<u>89,433,000</u>
<b>Total</b>	<b><u>\$479,495,000</u></b>

<b><u>Expenditures:</u></b>	<b><u>2019-20</u></b>
Roadway Construction Projects	\$149,835,000
Reserve for Future Capital Projects	<u>329,660,000</u>
<b>Total</b>	<b><u>\$479,495,000</u></b>

**MIAMI-DADE FIRE RESCUE**  
**Fire Rescue Impact Fees**  
**(Fund CI 341)**

<b><u>Revenues:</u></b>	<b><u>2019-20</u></b>
Carryover	\$32,000,000
Impact Fees	<u>9,296,000</u>
<b>Total</b>	<b><u>\$41,296,000</u></b>

<b><u>Expenditures:</u></b>	<b><u>2019-20</u></b>
North Miami Fire Rescue Station (Station 18)	\$1,276,000
Miami Executive Airport Aircraft Rescue Bay (Station 24)	62,000
Westwood Lake Fire Rescue Station (Station 41)	125,000
Dolphin Fire Rescue Station (Station 68)	1,462,000
Eureka Fire Rescue Station (Station 71)	1,276,000
Florida City Fire Rescue Station (Station 72)	125,000
Miscellaneous Fire Rescue Capital Projects	5,000,000
Reserve for Future Projects	<u>31,970,000</u>
<b>Total</b>	<b><u>\$41,296,000</u></b>

**MIAMI-DADE FIRE RESCUE  
Developer Donations  
(Fund SF 011, Subfund 114)**

<b><u>Revenues:</u></b>	<b><u>2019-20</u></b>
Carryover	<u>\$70,000</u>
<b><u>Expenditures:</u></b>	
Operating Expenditures	<u>\$70,000</u>

**MIAMI-DADE FIRE RESCUE  
(Fund SF 011, Subfund 123)**

<b><u>Revenues:</u></b>	<b><u>2019-20</u></b>
Transfer from Fire Rescue District Fund (Fund SF 011, Subfund 111)	\$2,074,000
Carryover	2,852,000
Carryover - Vehicles	1,896,000
FDOT Carryover	500,000
Federal Grants (HQ Mitigation)	642,000
Interest Earnings	<u>20,000</u>
Total	<u>\$7,984,000</u>

<b><u>Expenditures:</u></b>	
Capital Projects - Generators Replacement	\$2,200,000
Capital Projects - Infrastructure Improvement Program	1,500,000
Capital Projects - Headquarters Structural Rehabilitation	856,000
Capital Projects - Station 27 North Bay Village	250,000
Capital Projects - Station 29 Sweetwater	864,000
Capital Projects - Station 73 Fireboat	110,000
Vehicle Purchases	1,896,000
Capital Projects - Reserve	<u>308,000</u>
Total	<u>\$7,984,000</u>

**MIAMI-DADE FIRE RESCUE  
(Fund SF 011, Subfund 124)**

<b><u>Revenues:</u></b>	<b><u>2019-20</u></b>
Carryover	\$300,000
Interest Earnings	<u>1,000</u>
Total	<u>\$301,000</u>

<b><u>Expenditures:</u></b>	
Lease Projects	<u>\$301,000</u>

**MIAMI-DADE POLICE DEPARTMENT  
Police Impact Fees  
(Fund CI 342)**

<b><u>Revenues:</u></b>	<b><u>2019-20</u></b>
Carryover	\$11,768,000
Impact Fees	2,296,000
Interest Earnings	<u>149,000</u>
Total	<u>\$14,213,000</u>

<b><u>Expenditures:</u></b>	
Armored Medical Response Vehicle	\$143,000
Equipment Purchases	750,000
Headquarters Media and Meeting Room Renovation	610,000
Keyless Entry System	100,000
Neighborhood Safety Initiative	590,000
New Police District Station (Land)	250,000
Police Equipment - Portable Forts	330,000
Predictive Policing Software	400,000
Range Tower & Target Systems	400,000
Real Time Crime Center and Related Systems	35,000
Upgrades to Conference Rooms	64,000
Reserve for Future Expenditures	<u>10,541,000</u>
Total	<u>\$14,213,000</u>

**PARKS, RECREATION AND OPEN SPACES**  
**Impact Fees**  
**(Fund CI 343)**

<u>Revenues:</u>	<u>2019-20</u>
Carryover	\$30,556,000
Interest	90,000
Impact Fees	<u>3,895,000</u>
Total	<u>\$34,541,000</u>
<u>Expenditures:</u>	
Land Acquisition and Development (PBD 1)	\$2,168,000
Land Acquisition and Development (PBD 2)	3,249,000
Land Acquisition and Development (PBD 3)	1,941,000
Reserve for future expenses	<u>27,183,000</u>
Total	<u>\$34,541,000</u>

**REGULATORY AND ECONOMIC RESOURCES**  
**Impact Fee Administration**  
**(Fund CI 349, Subfund 999)**

<u>Revenues:</u>	<u>2019-20</u>
Carryover	\$13,481,000
Impact Fees	<u>3,230,000</u>
Total	<u>\$16,711,000</u>
<u>Expenditures:</u>	
Operating Expenditures	\$1,987,000
Administrative Reimbursements	74,000
Reserves	<u>14,650,000</u>
Total	<u>\$16,711,000</u>

**PERFORMING ARTS CENTER SPECIAL OBLIGATION BONDS**  
**(Fund CB 360 Subfund 013, Project 368024 and 368037)**

<u>Revenues:</u>	<u>Prior Years</u>	<u>2019-20</u>	<u>Future Years</u>	<u>Total</u>
Convention Development Tax Financing	<u>\$5,300,000</u>	<u>\$0</u>	<u>\$0</u>	<u>\$5,300,000</u>
<u>Expenditures:</u>				
Performing Arts Facilities - Existing Upgrades	\$0	\$0	\$300,000	\$300,000
Coconut Grove Playhouse	<u>119,000</u>	<u>400,000</u>	<u>4,481,000</u>	<u>5,000,000</u>
Total	<u>\$119,000</u>	<u>\$400,000</u>	<u>\$4,781,000</u>	<u>\$5,300,000</u>

**2006 SUNSHINE STATE LOAN**  
**(Fund CB 360, Subfund 103)**

<u>Revenues:</u>	<u>Prior Years</u>	<u>2019-20</u>	<u>Future Years</u>	<u>Total</u>
Loan Proceeds	<u>\$4,000,000</u>	<u>\$0</u>	<u>\$0</u>	<u>\$4,000,000</u>
<u>Expenditures:</u>				
Fire Rescue Projects - Sweetwater (Station 29)	<u>\$2,296,000</u>	<u>\$1,704,000</u>	<u>\$0</u>	<u>\$4,000,000</u>

**CAPITAL ASSET ACQUISITION BOND**  
**Series 2007**  
**(Fund CB 360, Subfund 015)**

<u>Revenues:</u>	<u>Prior Years</u>	<u>2019-20</u>	<u>Future Years</u>	<u>Total</u>
Bond Proceeds	<u>\$1,668,000</u>	<u>\$0</u>	<u>\$0</u>	<u>\$1,668,000</u>
<u>Expenditures:</u>				
Corrections and Rehabilitation - Exterior Sealing WDC, TGK and MWDC	\$309,000	\$66,000	\$0	\$375,000
Corrections and Rehabilitation - MWDC - Replace Housing Unit Security Windows	<u>1,242,000</u>	<u>51,000</u>	<u>0</u>	<u>1,293,000</u>
Total	<u>\$1,551,000</u>	<u>\$117,000</u>	<u>\$0</u>	<u>\$1,668,000</u>

**CAPITAL ASSET ACQUISITION BOND**  
**Series 2018A Projects**  
**(Fund CB 361, Subfund 007, Project 361131)**

<u>Revenues</u>	<u>Prior Years</u>	<u>2019-20</u>	<u>Future Years</u>	<u>Total</u>
Bond Proceeds	<u>\$6,115,000</u>	<u>\$0</u>	<u>\$6,115,000</u>	<u>\$12,230,000</u>
<b><u>Expenditures</u></b>				
Elections - ADA Compliant Voting System	<u>\$5,915,000</u>	<u>\$200,000</u>	<u>\$6,115,000</u>	<u>\$12,230,000</u>

**CAPITAL ASSET ACQUISITION BOND**  
**Series 2013A Projects**  
**(Fund CB 362, Subfund 009, Project 362653 and 362660)**

<u>Revenues</u>	<u>Prior Years</u>	<u>2019-20</u>	<u>Future Years</u>	<u>Total</u>
Bond Proceeds	<u>\$47,231,000</u>	<u>\$0</u>	<u>\$0</u>	<u>\$47,231,000</u>
<b><u>Expenditures</u></b>				
Community Action and Human Services-New Directions Residential Rehabilitative	<u>\$626,000</u>	<u>\$605,000</u>	<u>\$0</u>	<u>\$1,231,000</u>
Information Technology Department - Full Enterprise Resource Planning Implementation	<u>41,468,000</u>	<u>4,532,000</u>	<u>0</u>	<u>46,000,000</u>
Total	<u>\$42,094,000</u>	<u>\$5,137,000</u>	<u>\$0</u>	<u>\$47,231,000</u>

**CAPITAL ASSET ACQUISITION BOND**  
**Series 2016A**  
**(Fund CB 362, Subfund 010, Project 362663 and 362666)**

<u>Revenues</u>	<u>Prior Years</u>	<u>2019-20</u>	<u>Future Years</u>	<u>Total</u>
Bond Proceeds	<u>\$3,057,000</u>	<u>\$0</u>	<u>\$0</u>	<u>\$3,057,000</u>
<b><u>Expenditures:</u></b>				
Animal Services Projects				
Liberty City Spay/Neuter Clinic	<u>\$1,724,000</u>	<u>\$586,000</u>	<u>\$0</u>	<u>\$2,310,000</u>
Parks, Recreation and Open Spaces Projects				
Camp Owaissa Bauer - Well Water Treatment	<u>0</u>	<u>70,000</u>	<u>0</u>	<u>70,000</u>
Environmental Remediation - Millers Pond Park	<u>60,000</u>	<u>141,000</u>	<u>0</u>	<u>201,000</u>
Little River Park	<u>44,000</u>	<u>100,000</u>	<u>152,000</u>	<u>296,000</u>
Ron Ehman Park	<u>29,000</u>	<u>151,000</u>	<u>0</u>	<u>180,000</u>
Serena Lakes Park	<u>68,000</u>	<u>47,000</u>	<u>0</u>	<u>115,000</u>
Tropical Park	<u>77,000</u>	<u>23,000</u>	<u>0</u>	<u>100,000</u>
Camp Owaissa Bauer - Well Water Treatment	<u>2,000</u>	<u>68,000</u>	<u>0</u>	<u>70,000</u>
Total	<u>\$1,857,000</u>	<u>\$1,048,000</u>	<u>\$152,000</u>	<u>\$3,057,000</u>

**TRANSPORTATION AND PUBLIC WORKS**  
**People's Transportation Plan - Public Works Capital Program**  
**(Fund CB 390)**

<b><u>Revenues:</u></b>			<b><u>2019-20</u></b>
People's Transportation Plan Bond Proceeds			<u>\$33,924,000</u>
<b><u>Expenditures:</u></b>			
Public Works - PTP Capital Expenditures			<u>\$33,924,000</u>

**TRANSPORTATION AND PUBLIC WORKS**  
**Grant Restricted Capital Project Funds**  
**(Fund ET 412)**

<u>Revenues:</u>	<u>2019-20</u>
FTA 5339 Bus and Bus Facility Formula Grant	\$3,928,000
FTA 5307/5309 Formula Grant	116,720,000
FTA 5309 Discretionary Grant	33,869,000
Transfer from CILOGT Fund (CO 337, Subfund 337)	19,962,000
Florida Department of Transportation Grant Funds	56,983,000
City of Miami Park Impact Fees	3,920,000
City of Miami Beach Contribution	417,000
City of Miami Contribution	<u>417,000</u>
Total	<u>\$236,216,000</u>
 <u>Expenditures:</u>	
Transit Capital Project Expenditures	<u>\$236,216,000</u>

**TRANSPORTATION AND PUBLIC WORKS**  
**Transit - Capital Project Funds**  
**(Fund ET 414)**

<u>Revenues:</u>	<u>2019-20</u>
Lease Financing Proceeds	\$166,358,000
PTP Bond Program Proceeds	<u>258,621,000</u>
Total	<u>\$424,979,000</u>
 <u>Expenditures:</u>	
Transit Bus Replacement Purchases	\$166,358,000
Transit PTP Capital Improvement Plan Expenditures	<u>258,621,000</u>
Total	<u>\$424,979,000</u>

**PEOPLE'S TRANSPORTATION PLAN FUND**  
**Capital Expansion Reserve Fund**  
**(Fund SP 402, Subfund 404)**

<u>Revenues:</u>	<u>2019-20</u>
Carryover	\$84,401,000
Transfer from PTP Revenue Fund (Fund SP 402, Subfund 402)	<u>11,647,000</u>
Total	<u>\$96,048,000</u>
 <u>Expenditures:</u>	
SMART Plan (Project Development and Environmental Studies) Expenditures	\$11,627,000
SMART Plan South Dade Transitway (South Corridor) Expenditures	27,522,000
Ending Fund Balance	<u>56,899,000</u>
Total	<u>\$96,048,000</u>

**SEAPORT**  
**Construction Fund**  
**(Fund ES 421)**

<u>Revenues:</u>	<u>2019-20</u>
Financing Proceeds	\$532,440,000
FDOT Funds	37,600,000
Federal Transportation Grant	7,000,000
Tenant Financing	<u>1,000,000</u>
Total	<u>\$578,040,000</u>
 <u>Expenditures:</u>	
Construction Projects	<u>\$578,040,000</u>

**SEAPORT  
Interest and Sinking Fund  
(Fund ES 423)**

<b><u>Revenues:</u></b>	<b><u>2019-20</u></b>
Transfer from Seaport Revenue Fund (Fund ES 420)	<u>\$46,126,000</u>

<b><u>Expenditures:</u></b>	
Construction Projects	<u>\$46,126,000</u>

**SEAPORT  
General Fund  
(Fund ES 424)**

<b><u>Revenues:</u></b>	<b><u>2019-20</u></b>
Transfer from Seaport Revenue Fund (Fund ES 420)	<u>\$44,173,000</u>

<b><u>Expenditures:</u></b>	
Principal and Interest Payments	\$43,248,000
Non-operating Expenditures	<u>925,000</u>
Total	<u>\$44,173,000</u>

**PARKS, RECREATION AND OPEN SPACES  
Venetian Causeway Capital Fund  
(Fund EN 438, Subfund 002)**

<b><u>Revenues:</u></b>	<b><u>2019-20</u></b>
FDOT County Incentive Grant Program	1,000,000
Transfer from Operating Fund (Fund ER 438 Subfund 001)	<u>\$2,500,000</u>
Total	<u>\$3,500,000</u>

<b><u>Expenditures:</u></b>	
Capital Projects	<u>\$3,500,000</u>

**PARKS, RECREATION AND OPEN SPACES  
Rickenbacker Causeway Capital Fund  
(Fund ER 431, Various Subfunds)**

<b><u>Revenues:</u></b>	<b><u>2019-20</u></b>
Carryover	\$8,853,000
Florida Department of Transportation	\$2,000,000
Transfer from Operating Fund (Fund ER 430)	5,001,000
Transfer from Operating and Replacement Fund (Fund ER 430)	<u>1,092,000</u>
Total	<u>\$16,946,000</u>

<b><u>Expenditures:</u></b>	
Capital Projects	\$12,800,000
Renewal and Replacement Reserve	<u>4,146,000</u>
Total	<u>\$16,946,000</u>

**DEPARTMENT OF SOLID WASTE MANAGEMENT  
Waste Collection Capital Projects  
(Fund EW 470, Subfund C10)**

<b><u>Revenues:</u></b>	<b><u>Prior Years</u></b>	<b><u>2019-20</u></b>	<b><u>Future Years</u></b>	<b><u>Total</u></b>
Transfer from Operating Subfund 470	<u>\$3,740,000</u>	<u>\$600,000</u>	<u>\$3,305,000</u>	<u>\$7,645,000</u>
<b><u>Expenditures:</u></b>				
Trash and Recycling Center Improvements	\$2,345,000	\$500,000	\$2,705,000	\$5,550,000
Collection Facility - Improvements	<u>1,395,000</u>	<u>100,000</u>	<u>600,000</u>	<u>2,095,000</u>
Total	<u>\$3,740,000</u>	<u>\$600,000</u>	<u>\$3,305,000</u>	<u>\$7,645,000</u>

**DEPARTMENT OF SOLID WASTE MANAGEMENT**  
**Debt Service**  
**(Fund EW 470)**

<b>Revenues:</b>	<b>2019-20</b>
Intradepartmental Transfer from Waste Collection Operations	<u>\$6,171,000</u>

<b>Expenditures:</b>	
Fleet Loan Financing	<u>\$6,171,000</u>

**DEPARTMENT OF SOLID WASTE MANAGEMENT**  
**Waste Disposal Capital Projects**  
**(Fund EW 490 Subfund, C10)**

<b>Revenues:</b>	<b>Prior Years</b>	<b>2019-20</b>	<b>Future Years</b>	<b>Total</b>
Solid Waste System Revenue Bonds, Series 2001	\$2,461,000	\$0	\$0	\$2,461,000
Solid Waste System Revenue Bonds, Series 2005	21,431,000	0	0	\$21,431,000
Solid Waste System Revenue Bonds, Series 2015	39,361,000	0	0	\$39,361,000
Interest Earnings	4,673,000	0	0	\$4,673,000
Future Waste Debt	0	0	88,775,000	\$88,775,000
Transfer from Operating Subfund 491	49,527,000	14,609,000	92,842,000	\$156,978,000
Utility Service Fee	1,733,000	2,828,000	52,508,000	\$57,069,000
Donations	<u>1,000,000</u>	<u>0</u>	<u>0</u>	<u>1,000,000</u>
<b>Total</b>	<b><u>\$120,186,000</u></b>	<b><u>\$17,437,000</u></b>	<b><u>\$234,125,000</u></b>	<b><u>\$371,748,000</u></b>

**DEPARTMENT OF SOLID WASTE MANAGEMENT**

<b>Expenditures:</b>				
58 Street Home Chemical Collection Center and Area Drainage Improvements	\$750,000	\$1,776,000	\$474,000	\$3,000,000
40/50 Year Building Recertification	58,000	510,000	732,000	1,300,000
Central Transfer Station Compactor Replacement	4,953,000	996,000	2,469,000	8,418,000
Disposal Facilities Improvements	2,786,000	350,000	600,000	3,736,000
Disposal Facility Replacement Addition of Scales	416,000	146,000	288,000	850,000
Disposal System Facilities Backup Power Generators	732,000	345,000	185,000	1,262,000
Environmental Improvements	898,000	30,000	180,000	1,108,000
Landfill Gas Management System	200,000	680,000	42,000	922,000
Miami Gardens Landfill Closure	91,000	1,770,000	1,189,000	3,050,000
Munisport Landfill Closure Grant	25,838,000	2,800,000	7,062,000	35,700,000
New Transfer Station - North East	0	0	20,600,000	20,600,000
New Transfer Station - South	0	100,000	20,600,000	20,700,000
North Dade Landfill East Cell Closure	0	0	19,700,000	19,700,000
North Dade Landfill East Cell Construction	0	0	32,850,000	32,850,000
North Dade Landfill Gas Extraction System - Phase II	609,000	100,000	1,091,000	1,800,000
North Dade Landfill - Groundwater Remediation	0	0	1,480,000	1,480,000
North Dade Landfill Land Purchase	1,000	0	6,799,000	6,800,000
Northeast Transfer Station Improvements	1,259,000	2,980,000	1,361,000	5,600,000
Northeast Transfer Station Waste Water Collection System	140,000	480,000	280,000	900,000
Old South Dade Landfill Stormwater Pump Station Modifications	400,000	150,000	0	550,000
Remediation Taylor Park	1,642,000	1,058,000		2,700,000
Resources Recovery - Capital Improvement Projects	15,678,000	550,000	26,300,000	42,528,000
Resources Recovery Ash Landfill Cell 20 Closure	0	0	3,000,000	3,000,000
Scalehouse Canopies and Access Control Gates	431,000	1,655,000	1,414,000	3,500,000
Scalehouse Expansion Project	1,440,000	1,660,000	0	3,100,000
South Dade Landfill Cell 4 Closure	21,000	0	14,979,000	15,000,000
South Dade Landfill Cell 4 Gas Extraction and Odor Control	1,139,000	100,000	1,361,000	2,600,000
South Dade Landfill Cell 5 Closure	0	0	15,000,000	15,000,000
South Dade Landfill Cell 5 Construction	16,487,000	63,000	0	16,550,000
South Dade Landfill Cell 6 Closure	0	0	10,000,000	10,000,000
South Dade Landfill Cell 6 Construction	0	0	26,150,000	26,150,000
South Dade Landfill Groundwater Remediation	839,000	0	290,000	1,129,000
South Dade Landfill Horizontal Expansion	0	650,000	0	650,000
South Dade Landfill Land Purchase	8,000	0	5,292,000	5,300,000
South Dade Landfill Tipping Floor Improvement	2,747,000	753,000	0	3,500,000
Virginia Key Landfill Closure	5,863,000	3,500,000	36,997,000	46,360,000
West Transfer Station Improvements	<u>996,000</u>	<u>535,000</u>	<u>2,824,000</u>	<u>4,355,000</u>
<b>Total</b>	<b><u>\$86,422,000</u></b>	<b><u>\$23,737,000</u></b>	<b><u>\$261,589,000</u></b>	<b><u>\$371,748,000</u></b>

**DEPARTMENT OF SOLID WASTE MANAGEMENT**  
**Debt Service**  
**(Fund EW 490, various Subfunds)**

<b><u>Revenues:</u></b>	<b><u>2019-20</u></b>
Transfer from Disposal Operations (Subfunds 491, 493 and 499)	<u>\$11,727,000</u>
<b><u>Expenditures:</u></b>	
Principal Payments on the Series 2015 Revenue Bonds	\$9,780,000
Interest Payments on the Series 2015 Revenue Bonds	<u>1,947,000</u>
Total	<u>\$11,727,000</u>

**FUTURE DEBT OBLIGATIONS**

<b><u>Revenues:</u></b>	<b><u>Prior Years</u></b>	<b><u>2019-20</u></b>	<b><u>Future Years</u></b>	<b><u>Total</u></b>
Financing Proceeds	<u>\$10,000,000</u>	<u>\$194,593,000</u>	<u>\$914,117,000</u>	<u>\$1,118,710,000</u>
<b><u>Expenditures:</u></b>				
Animal Services - Facilities Systemwide	\$0	\$3,798,000	\$1,250,000	\$5,048,000
Community Action and Human Services - Facilities Systemwide	0	6,340,000	2,850,000	9,190,000
Cultural Affairs - Facilities Systemwide	0	0	45,302,000	45,302,000
Elections - ADA Compliant Voting System	0	2,356,000	0	2,356,000
Fire Rescue - Helicopter Fleet Replacement	0	68,000,000	0	68,000,000
Fire Rescue - North Bay Village (Station 27)	0	0	4,000,000	4,000,000
Information Technology - Computer Aided Dispatch (CAD) Replacement	0	8,138,000	19,253,000	27,391,000
Information Technology - Criminal Justice Information System (CJIS)	0	8,396,000	47,059,000	55,455,000
Information Technology - Full Enterprise Resource Planning Implementation	0	27,748,000	24,764,000	52,512,000
Internal Services - Facilities Systemwide	0	0	160,108,000	160,108,000
Medical Examiner - Facility-wide Improvements	0	300,000	892,000	1,192,000
Non-Departmental - Fleet Replacement Vehicles	0	53,967,000	327,603,000	381,570,000
Non-Departmental - Quality Neighborhood Improvement Program	580,000	9,420,000	0	10,000,000
Parks, Recreation and Open Spaces - Beach Maintenance Facility	0	0	2,000,000	2,000,000
Parks, Recreation and Open Spaces - Bikepath Ludlam	0	0	61,752,000	61,752,000
Parks, Recreation and Open Spaces - Facilities Systemwide	0	10,000,000	130,228,000	140,228,000
Police - Law Enforcement Records Management System (LERMS)	0	0	8,406,000	8,406,000
Police - Facilities Systemwide	0	4,300,000	69,900,000	74,200,000
Regulatory and Economic Resources - Purchase Development Rights Fund	<u>0</u>	<u>0</u>	<u>10,000,000</u>	<u>10,000,000</u>
Total	<u>\$580,000</u>	<u>\$202,763,000</u>	<u>\$915,367,000</u>	<u>\$1,118,710,000</u>

**PARKS, RECREATION AND OPEN SPACES**  
**Grants**  
**(Fund SO 130)**

<b><u>Revenues:</u></b>	<b><u>2019-20</u></b>
Florida Boating Improvement Fund carryover	\$2,037,000
Transfer from RER for Remediation Projects	8,270,000
FEMA Hazard Mitigation Grant	150,000
Florida Department of Transportation	216,000
Florida Boating Improvement Fund	757,000
Florida Inland Navigation District	1,436,000
Non-County Contribution	500,000
Community Development Block Grants	297,000
Grants and Aids to Local Government	100,000
The Children's Trust	1,350,000
Miscellaneous Grants	<u>250,000</u>
Total	<u>\$15,363,000</u>
<b><u>Expenditures:</u></b>	
Greenways and Trails	\$216,000
Community Development Block Grants	\$297,000
Remediation Projects	\$8,270,000
Marina Capital Improvements	\$2,586,000
Gwen Cherry Park	\$500,000
Matheson Hammock Seawall	\$150,000
ZooMiami	\$100,000
Miscellaneous - The Children's Trust Programs	1,350,000
Miscellaneous - PROS Parks Programs	250,000
Reserve for Florida Boating Improvement Fund	<u>1,644,000</u>
Total	<u>\$15,363,000</u>

**CULTURAL AFFAIRS  
State and Federal Grants  
(Fund SO 720, Subfund 720)**

<u>Revenues:</u>	Prior Years	2019-20	Future Years	<u>Total</u>
Florida Division of Cultural Affairs Grant	<u>\$1,500,000</u>	<u>\$0</u>	<u>\$0</u>	<u>\$1,500,000</u>
 <u>Expenditures:</u>				
African Heritage Cultural Arts Center	\$400,000	\$100,000	\$0	\$500,000
Joseph Caleb Auditorium	0	250,000	250,000	500,000
Miami-Dade County Auditorium	<u>200,000</u>	<u>300,000</u>	<u>0</u>	<u>500,000</u>
Total	<u>\$600,000</u>	<u>\$650,000</u>	<u>\$250,000</u>	<u>\$1,500,000</u>

**PARKS, RECREATION AND OPEN SPACES  
Miscellaneous Trust Funds  
(Fund TF 600, Subfund 601, Project 608TPR)**

<u>Revenues:</u>	<u>2019-20</u>
Carryover	\$12,863,000
Interest Earnings	85,000
Miscellaneous Revenues and Donations	2,100,000
Interfund Transfers	<u>1,018,000</u>
Total	<u>\$16,066,000</u>
 <u>Expenditures:</u>	
Coastal Park and Marina Capital Improvements	\$1,164,000
Crandon Park Improvements	500,000
Zoo Improvements	150,000
NEAT Streets Miami Improvements	225,000
Miscellaneous Improvements	410,000
Trust Reserves	<u>13,617,000</u>
Total	<u>\$16,066,000</u>

**MIAMI-DADE AVIATION DEPARTMENT  
Improvement Fund**

<u>Revenues:</u>	<u>2019-20</u>
Carryover	\$172,000,000
Transfer from Revenue Fund	83,298,000
Transfer from Interest and Sinking Fund	2,000,000
Interest Earnings	<u>2,000,000</u>
Total	<u>\$259,298,000</u>
 <u>Expenditures:</u>	
On-Going Improvement Fund Projects	\$7,264,000
Unplanned Capital Projects	20,000,000
Payment to Subordinate Debt	10,004,000
Payment of DB Bonds Debt Service	15,294,000
Transfer to Revenue Fund	92,000,000
Ending Cash Balance	<u>114,736,000</u>
Total	<u>\$259,298,000</u>

**MIAMI-DADE AVIATION DEPARTMENT  
Reserve Maintenance Fund**

<b><u>Revenues:</u></b>	<b><u>2019-20</u></b>
Carryover	\$78,000,000
Transfer from Revenue Fund	15,000,000
Grants Contribution	2,000,000
Interest Earnings	<u>1,000,000</u>
Total	<u>\$96,000,000</u>
<b><u>Expenditures:</u></b>	
Projects Committed	\$54,834,000
Unplanned Capital Projects	31,166,000
Ending Cash Balance	<u>10,000,000</u>
Total	<u>\$96,000,000</u>

**MIAMI-DADE AVIATION DEPARTMENT  
Construction Fund (Trust Agreement Bonds)**

<b><u>Revenues:</u></b>	<b><u>2019-20</u></b>
Carryover	\$73,900,000
Transfer from Passenger Facility Charges Account	43,530,000
New Money Aviation Revenue Bonds	542,000,000
Grant Funds	<u>82,954,000</u>
Total	<u>\$742,384,000</u>
<b><u>Expenditures:</u></b>	
Projects in Capital Improvement Program	\$276,416,000
Ending Cash Balance	<u>465,968,000</u>
Total	<u>\$742,384,000</u>

**MIAMI-DADE AVIATION DEPARTMENT  
Passenger Facility Charges (PFC) Account**

<b><u>Revenues:</u></b>	<b><u>2019-20</u></b>
Carryover	\$279,000,000
Passenger Facility Charges Revenue	80,000,000
Interest Earnings	<u>2,000,000</u>
Total	<u>\$361,000,000</u>
<b><u>Expenditures:</u></b>	
Debt Service Payment	\$82,000,000
Transfer to Construction Fund	43,530,000
Ending Cash Balance	<u>235,470,000</u>
Total	<u>\$361,000,000</u>

**MIAMI-DADE AVIATION DEPARTMENT  
Construction Fund (Double Barrel Bonds)**

<b><u>Revenues:</u></b>	<b><u>2019-20</u></b>
Carryover	<u>\$30,000,000</u>
<b><u>Expenditures:</u></b>	
Capital Projects Expenditure	\$12,472,000
Ending Cash Balance	<u>17,528,000</u>
Total	<u>\$30,000,000</u>

**MIAMI-DADE AVIATION DEPARTMENT  
Environmental Fund**

<b><u>Revenues:</u></b>	<b><u>2019-20</u></b>
Carryover	\$50,500,000
Interest Earnings	<u>300,000</u>
Total	<u>\$50,800,000</u>
<b><u>Expenditures:</u></b>	
Unplanned Capital Projects	\$20,000,000
Ending Cash Balance (Reserve for Emergencies)	<u>30,800,000</u>
Total	<u>\$50,800,000</u>

**MIAMI-DADE WATER AND SEWER  
Restricted Assets Funds  
Renewal and Replacement Fund**

<b><u>Revenues:</u></b>	<b><u>2019-20</u></b>
Carryover	\$61,220,000
Transfers from Revenue Fund	<u>90,000,000</u>
Total	<u>\$151,220,000</u>
<b><u>Expenditures:</u></b>	
Water Expenditures	\$61,930,000
Wastewater Expenditures	64,635,000
Ending Cash Balance Available for Future Project Costs	<u>24,655,000</u>
Total	<u>\$151,220,000</u>

**MIAMI-DADE WATER AND SEWER  
Water Plant Expansion Fund**

<b><u>Revenues:</u></b>	<b><u>2019-20</u></b>
Carryover	\$19,694,000
Connection Fees	<u>10,867,000</u>
Total	<u>\$30,561,000</u>
<b><u>Expenditures:</u></b>	
Construction Expenditures	\$10,867,000
Ending Cash Balance Available for Future Project Costs	<u>19,694,000</u>
Total	<u>\$30,561,000</u>

**MIAMI-DADE WATER AND SEWER  
Capital Improvement Fund**

<b><u>Revenues:</u></b>	<b><u>2019-20</u></b>
Carryover	\$55,596,000
Finance Proceeds	346,494,000
Transfer from a Restricted Asset	60,100,000
Revenue from Miami Springs Construction Fund	<u>4,653,000</u>
Total	<u>\$466,843,000</u>
<b><u>Expenditures:</u></b>	
Water Construction Expenditures	\$112,790,000
Wastewater Construction Expenditures	300,957,000
Ending Cash Balance Available for Future Project Costs	<u>53,096,000</u>
Total	<u>\$466,843,000</u>

**MIAMI-DADE WATER AND SEWER  
Fire Hydrant Fund**

<b><u>Revenues:</u></b>	<b><u>2019-20</u></b>
Carryover	\$2,540,000
Transfers from Revenue Fund	<u>2,441,000</u>
Total	<u>\$4,981,000</u>
<b><u>Expenditures:</u></b>	
Construction Expenditures	\$2,500,000
Ending Cash Balance Available for Future Project	<u>2,481,000</u>
Total	<u>\$4,981,000</u>

**MIAMI-DADE WATER AND SEWER  
Wastewater Plant Expansion Fund**

<b><u>Revenues:</u></b>	<b><u>2019-20</u></b>
Carryover	\$96,185,000
Connection Fees	<u>51,039,000</u>
Total	<u>\$147,224,000</u>
<b><u>Expenditures:</u></b>	
Construction Expenditures	\$51,039,000
Ending Cash Balance Available for Future Project Costs	<u>96,185,000</u>
Total	<u>\$147,224,000</u>

**MIAMI-DADE WATER AND SEWER  
State Revolving Loan Fund**

<b><u>Revenues:</u></b>	<b><u>2019-20</u></b>
Carryover	\$104,170,000
Water State Revolving Loan Proceeds	<u>6,559,000</u>
Total	<u>\$110,729,000</u>
<b><u>Expenditures:</u></b>	
Transfer to Water and Wastewater Capital Improvement Fund	\$24,573,000
Ending Cash Balance	<u>86,156,000</u>
Total	<u>\$110,729,000</u>

**PUBLIC HOUSING AND COMMUNITY DEVELOPMENT  
Capital Program Fund**

<b><u>Revenues:</u></b>	<b><u>Prior Years</u></b>	<b><u>2019-20</u></b>	<b><u>Future Years</u></b>	<b><u>Total</u></b>
Capital Fund Program (CFP) - 714	\$6,512,000	\$0	\$0	\$6,512,000
Capital Fund Program (CFP) - 715	7,285,000	0	0	7,285,000
Capital Fund Program (CFP) - 716	7,370,000	317,000	13,000	7,700,000
Capital Fund Program (CFP) - 717	5,429,000	1,995,000	0	7,424,000
Capital Fund Program (CFP) - 718	1,373,000	3,448,000	6,154,000	10,975,000
Capital Fund Program (CFP) - 719	0	2,082,000	9,685,000	11,767,000
Capital Funds Financing Program (CFFP)	0	2,000,000	6,000,000	8,000,000
Replacement Housing Factor (RHF)	1,517,000	391,000	0	1,908,000
Documentary Stamp Surtax	0	2,000,000	4,000,000	6,000,000
Hope VI Grant	<u>640,000</u>	<u>460,000</u>	<u>4,064,000</u>	<u>5,164,000</u>
Total	<u>\$30,126,000</u>	<u>\$12,693,000</u>	<u>\$29,916,000</u>	<u>\$72,735,000</u>
<b><u>Expenditures:</u></b>				
Public Housing and Community Development Improvement	<u>\$30,126,000</u>	<u>\$12,693,000</u>	<u>\$29,916,000</u>	<u>\$72,735,000</u>

**JACKSON HEALTH SYSTEMS  
Capital Budget**

<b><u>Revenues:</u></b>	<b><u>Prior Years</u></b>	<b><u>2019-20</u></b>	<b><u>Future Years</u></b>	<b><u>Total</u></b>
Funded Depreciation	\$224,386,000	\$125,767,000	\$354,196,000	\$704,349,000
Series 2015 Revenue Bond Proceeds	16,289,000	0	0	16,289,000
Series 2009 Revenue Bond Proceeds	15,481,000	0	0	15,481,000
Series 2009 Revenue Bond Interest	2,955,000	0	0	2,955,000
JMH General Obligation Bonds	497,219,000	241,977,000	90,804,000	830,000,000
Foundation	24,192,000	20,978,000	1,022,000	46,192,000
Federal Grants	<u>6,442,000</u>	<u>0</u>	<u>0</u>	<u>6,442,000</u>
Total	<u>\$786,964,000</u>	<u>\$388,722,000</u>	<u>\$446,022,000</u>	<u>\$1,621,708,000</u>
 <b><u>Expenditures:</u></b>				
Facility Improvements	\$195,506,000	\$66,786,000	\$42,892,000	\$305,184,000
Medical & Technology Equipment & Software	151,610,000	43,764,000	296,136,000	491,510,000
Infrastructure Improvements	116,621,000	55,713,000	66,064,000	238,398,000
New Facilities	<u>323,227,000</u>	<u>222,459,000</u>	<u>40,930,000</u>	<u>586,616,000</u>
Total	<u>\$786,964,000</u>	<u>\$388,722,000</u>	<u>\$446,022,000</u>	<u>\$1,621,708,000</u>

Note: This schedule is net of County Building Better Communities General Obligation Bond projects for Jackson Health System



# APPENDICES



## APPENDIX A: FUNDING SUMMARY

(\$ in 000:s)	FY 2017-18 Actual	FY 2018-19 Budget	FY 2019-20 General Fund	FY 2019-20 Proprietary and Other Funds	FY 2019-20 Total
<b>Revenues:</b>					
Property Taxes	\$1,795,215	\$1,873,116	\$1,519,255	\$474,191	\$1,993,446
Sales Taxes	\$369,937	\$373,330	\$173,220	\$161,773	\$334,993
Misc. State Revenues	\$105,256	\$118,520	\$117,257	\$3,243	\$120,500
Gas Taxes	\$70,940	\$68,120	\$70,341	\$0	\$70,341
Utility and Communications Taxes	\$130,389	\$123,967	\$125,468	\$0	\$125,468
Fees and Charges	\$2,758,812	\$2,498,406	\$10,400	\$2,627,091	\$2,637,491
Miscellaneous Revenues	\$259,154	\$327,245	\$97,247	\$216,687	\$313,934
State and Federal Grants	\$269,309	\$286,282	\$0	\$286,567	\$286,567
Interagency Transfers	\$719,347	\$654,563	\$0	\$673,538	\$673,538
Fund Balance/Carryover	\$1,022,251	\$1,070,253	\$80,819	\$1,113,402	\$1,194,221
<b>Total Revenues</b>	<b>\$7,500,610</b>	<b>\$7,393,802</b>	<b>\$2,194,007</b>	<b>\$5,556,492</b>	<b>\$7,750,499</b>
<b>Expenditures:</b>					
Policy Formulation	\$48,693	\$47,050	\$49,763	\$8,735	\$58,498
Public Safety	\$1,534,851	1,623,686	1,098,592	688,123	1,786,715
Transportation	\$439,664	1,071,844	232,155	234,733	466,888
Recreation and Culture	\$357,675	391,528	100,314	336,236	436,550
Neighborhood and Infrastructure	\$1,079,117	1,112,181	52,987	1,089,731	1,142,718
Health and Human Services	\$516,789	528,769	292,919	300,618	593,537
Economic Development	\$673,289	143,372	71,774	731,226	803,000
Enabling Strategies	\$242,410	438,791	295,503	92,487	387,990
Non-Operating Expenditures	\$1,149,865	2,036,581	-	2,074,603	2,074,603
<b>Total Expenditures</b>	<b>\$6,042,353</b>	<b>\$7,393,802</b>	<b>\$2,194,007</b>	<b>\$5,556,492</b>	<b>\$7,750,499</b>

**APPENDIX B**  
**Operating Budget Expenditures by Revenue Source with Total Positions**

(Dollars in thousands)

Department Primary Activity	Countywide General Fund		Unincorporated General Fund		Proprietary Fees Bond Funds		State Funds		Federal Funds		Interagency Transfers and Reimbursements		Total Funding		Total Positions		
	18-19	19-20	18-19	19-20	18-19	19-20	18-19	19-20	18-19	19-20	18-19	19-20	18-19	19-20	18-19	19-20	
<b>Strategic Area: Policy Formulation</b>																	
<b>Office of the Mayor</b>																	
Office of the Mayor	3,628	3,677	1,210	1,161	0	0	0	0	0	0	0	0	0	4,838	4,838	41	41
<b>Department Total</b>	<b>3,628</b>	<b>3,677</b>	<b>1,210</b>	<b>1,161</b>	<b>0</b>	<b>0</b>	<b>0</b>	<b>0</b>	<b>0</b>	<b>0</b>	<b>0</b>	<b>0</b>	<b>0</b>	<b>4,838</b>	<b>4,838</b>	<b>41</b>	<b>41</b>
<b>Board of County Commissioners</b>																	
Agenda Coordination and Processing	543	566	181	179	0	0	0	0	0	0	0	0	0	724	745	5	6
Board of County Commissioners	11,592	12,261	3,865	3,872	0	0	0	0	0	0	0	0	0	15,457	16,133	113	114
Community Advocacy	991	1,029	329	325	0	0	0	0	0	0	0	0	0	1,320	1,354	12	12
Intergovernmental Affairs	656	706	219	223	0	0	0	0	0	0	0	0	0	875	929	6	6
Jay Molina International Trade Consortium	0	964	0	0	0	0	0	0	0	0	0	100	0	1,064	0	7	
Office of Commission Auditor	1,790	1,893	597	598	0	0	0	0	0	0	0	0	0	2,387	2,491	19	23
Office of the Chair	907	988	302	311	0	0	0	0	0	0	0	0	0	1,209	1,299	11	12
Support Staff	1,039	1,115	346	352	0	0	0	0	0	0	578	650	0	1,963	2,117	16	16
<b>Department Total</b>	<b>17,518</b>	<b>19,522</b>	<b>5,839</b>	<b>5,860</b>	<b>0</b>	<b>0</b>	<b>0</b>	<b>0</b>	<b>0</b>	<b>0</b>	<b>578</b>	<b>750</b>	<b>0</b>	<b>23,935</b>	<b>26,132</b>	<b>182</b>	<b>196</b>
<b>County Attorney's Office</b>																	
Office of the County Attorney	13,828	14,853	4,609	4,690	418	8,735	0	0	0	0	7,942	0	0	26,797	28,278	128	132
<b>Department Total</b>	<b>13,828</b>	<b>14,853</b>	<b>4,609</b>	<b>4,690</b>	<b>418</b>	<b>8,735</b>	<b>0</b>	<b>0</b>	<b>0</b>	<b>0</b>	<b>7,942</b>	<b>0</b>	<b>0</b>	<b>26,797</b>	<b>28,278</b>	<b>128</b>	<b>132</b>
<b>Policy Formulation Total</b>	<b>34,974</b>	<b>38,052</b>	<b>11,658</b>	<b>11,711</b>	<b>418</b>	<b>8,735</b>	<b>0</b>	<b>0</b>	<b>0</b>	<b>0</b>	<b>8,520</b>	<b>750</b>	<b>0</b>	<b>55,570</b>	<b>59,248</b>	<b>351</b>	<b>369</b>
<b>Strategic Area: Public Safety</b>																	
<b>Corrections and Rehabilitation</b>																	
Custody Services	254,159	269,015	0	0	1,477	1,642	0	0	1,000	1,466	0	0	0	256,636	272,123	2,321	2,322
Management Services and Training	33,780	34,711	0	0	1,007	1,088	0	0	0	0	0	0	0	34,787	35,799	197	193
Office of The Director	9,155	10,208	0	0	0	0	0	0	0	0	0	0	0	9,155	10,208	71	81
Support Services	60,356	62,254	0	0	1,130	1,116	0	0	0	0	0	0	0	61,486	63,370	479	481
<b>Department Total</b>	<b>357,450</b>	<b>376,188</b>	<b>0</b>	<b>0</b>	<b>3,614</b>	<b>3,846</b>	<b>0</b>	<b>0</b>	<b>1,000</b>	<b>1,466</b>	<b>0</b>	<b>0</b>	<b>0</b>	<b>362,064</b>	<b>381,500</b>	<b>3,068</b>	<b>3,077</b>
<b>Fire Rescue</b>																	
Administration	0	0	0	0	29,120	39,622	0	0	0	0	0	0	0	29,120	39,622	111	119
Emergency Management	2,386	3,204	0	0	533	550	116	116	1,985	2,754	0	0	0	5,020	6,624	20	23
Support Services	200	200	0	0	55,408	54,537	0	0	0	0	0	0	0	55,608	54,737	198	202
Suppression and Rescue	32,549	32,049	0	0	310,271	357,442	416	344	2,614	4,471	7,802	7,610	0	353,652	401,916	2,139	2,200
Technical/Support Services	0	0	0	0	23,489	23,689	0	0	0	0	0	0	0	23,489	23,689	135	137
Training	0	0	0	0	3,800	4,289	0	0	0	0	0	0	0	3,800	4,289	18	19
<b>Department Total</b>	<b>35,135</b>	<b>35,453</b>	<b>0</b>	<b>0</b>	<b>422,621</b>	<b>480,129</b>	<b>532</b>	<b>460</b>	<b>4,599</b>	<b>7,225</b>	<b>7,802</b>	<b>7,610</b>	<b>0</b>	<b>470,689</b>	<b>530,877</b>	<b>2,621</b>	<b>2,700</b>
<b>Judicial Administration</b>																	
Administrative Office of the Courts	17,280	18,242	0	0	7,359	7,101	0	0	0	0	0	0	0	24,639	25,343	286	291
Public Defender	3,749	3,760	0	0	0	0	0	0	0	0	0	0	0	3,749	3,760	0	0
State Attorney	7,171	8,095	0	0	448	437	0	0	0	0	125	125	0	7,744	8,657	12	12
<b>Department Total</b>	<b>28,200</b>	<b>30,097</b>	<b>0</b>	<b>0</b>	<b>7,807</b>	<b>7,538</b>	<b>0</b>	<b>0</b>	<b>0</b>	<b>0</b>	<b>125</b>	<b>125</b>	<b>0</b>	<b>36,132</b>	<b>37,760</b>	<b>298</b>	<b>303</b>
<b>Juvenile Services</b>																	
Guardian Ad Litem	812	819	0	0	0	0	0	0	0	0	0	0	0	812	819	6	6
Office of the Director	321	327	0	0	0	0	0	0	0	0	0	0	0	321	327	2	2
Operational Support	3,960	4,471	0	0	350	229	684	684	0	0	0	0	0	4,994	5,384	10	10
Operations	6,381	8,713	0	0	0	0	1,323	1,323	155	155	0	0	0	7,859	10,191	81	81
<b>Department Total</b>	<b>11,474</b>	<b>14,330</b>	<b>0</b>	<b>0</b>	<b>350</b>	<b>229</b>	<b>2,007</b>	<b>2,007</b>	<b>155</b>	<b>155</b>	<b>0</b>	<b>0</b>	<b>0</b>	<b>13,986</b>	<b>16,721</b>	<b>99</b>	<b>99</b>
<b>Law Library</b>																	
Law Library	0	0	0	0	481	489	0	0	0	0	0	0	0	481	489	3	3
<b>Department Total</b>	<b>0</b>	<b>0</b>	<b>0</b>	<b>0</b>	<b>481</b>	<b>489</b>	<b>0</b>	<b>0</b>	<b>0</b>	<b>0</b>	<b>0</b>	<b>0</b>	<b>0</b>	<b>481</b>	<b>489</b>	<b>3</b>	<b>3</b>
<b>Legal Aid</b>																	
Legal Aid	2,505	2,474	0	0	1,414	1,900	0	0	0	0	0	0	0	3,919	4,374	37	38
<b>Department Total</b>	<b>2,505</b>	<b>2,474</b>	<b>0</b>	<b>0</b>	<b>1,414</b>	<b>1,900</b>	<b>0</b>	<b>0</b>	<b>0</b>	<b>0</b>	<b>0</b>	<b>0</b>	<b>0</b>	<b>3,919</b>	<b>4,374</b>	<b>37</b>	<b>38</b>
<b>Medical Examiner</b>																	
Administration	2,473	2,641	0	0	0	0	0	0	0	0	0	0	0	2,473	2,641	10	11
Death Investigation and Education	10,220	10,572	0	0	775	835	0	0	0	0	0	0	0	10,995	11,407	75	75
Indigent Cremation Services	342	354	0	0	65	70	0	0	0	0	0	0	0	407	424	2	2
<b>Department Total</b>	<b>13,035</b>	<b>13,567</b>	<b>0</b>	<b>0</b>	<b>840</b>	<b>905</b>	<b>0</b>	<b>0</b>	<b>0</b>	<b>0</b>	<b>0</b>	<b>0</b>	<b>0</b>	<b>13,875</b>	<b>14,472</b>	<b>87</b>	<b>88</b>
<b>Miami-Dade Economic Advocacy Trust</b>																	
Teen Court	0	0	0	0	822	889	0	0	0	0	0	0	0	822	889	8	8
<b>Department Total</b>	<b>0</b>	<b>0</b>	<b>0</b>	<b>0</b>	<b>822</b>	<b>889</b>	<b>0</b>	<b>0</b>	<b>0</b>	<b>0</b>	<b>0</b>	<b>0</b>	<b>0</b>	<b>822</b>	<b>889</b>	<b>8</b>	<b>8</b>

**APPENDIX B**  
**Operating Budget Expenditures by Revenue Source with Total Positions**

(Dollars in thousands)

Department Primary Activity	Countywide General Fund		Unincorporated General Fund		Proprietary Fees Bond Funds		State Funds		Federal Funds		Interagency Transfers and Reimbursements		Total Funding		Total Positions	
	18-19	19-20	18-19	19-20	18-19	19-20	18-19	19-20	18-19	19-20	18-19	19-20	18-19	19-20	18-19	19-20
<b>Office of the Clerk</b>																
Clerk of the Board	3,700	3,703	0	0	-433	-545	0	0	0	0	0	0	3,267	3,158	25	25
County Clerk	0	0	0	0	6,601	4,821	0	0	0	0	0	0	6,601	4,821	66	56
County Recorder	0	0	0	0	5,241	5,444	0	0	0	0	0	0	5,241	5,444	53	53
Operational Support	1,955	2,230	0	0	2,765	2,604	0	0	0	0	0	0	4,720	4,834	22	24
Records Center	0	0	0	0	2,010	2,010	0	0	0	0	0	0	2,010	2,010	24	24
<b>Department Total</b>	<b>5,655</b>	<b>5,933</b>	<b>0</b>	<b>0</b>	<b>16,184</b>	<b>14,334</b>	<b>0</b>	<b>0</b>	<b>0</b>	<b>0</b>	<b>0</b>	<b>0</b>	<b>21,839</b>	<b>20,267</b>	<b>190</b>	<b>182</b>
<b>Police</b>																
Administration	2,136	6,441	4,134	0	1,354	1,035	0	0	0	0	0	0	7,624	7,476	51	51
Investigative Services	58,948	69,572	82,659	78,584	8,554	7,853	714	714	3,154	3,340	183	329	154,212	160,392	949	966
Police Services	25,156	46,430	213,788	213,009	89,524	110,807	0	0	2,931	3,010	2,267	1,714	333,666	374,970	2,213	2,312
Support Services	100,410	100,071	76,875	96,603	16,669	16,696	0	0	1,212	2,864	0	0	195,166	216,234	987	1,015
<b>Department Total</b>	<b>186,650</b>	<b>222,514</b>	<b>377,456</b>	<b>388,196</b>	<b>116,101</b>	<b>136,391</b>	<b>714</b>	<b>714</b>	<b>7,297</b>	<b>9,214</b>	<b>2,450</b>	<b>2,043</b>	<b>690,668</b>	<b>759,072</b>	<b>4,200</b>	<b>4,344</b>
<b>General Government Improvement Fund</b>																
Capital Improvement Fund	997	1,269	500	0	5,640	20,232	0	0	0	0	8,326	2,300	15,463	23,801	0	0
<b>Department Total</b>	<b>997</b>	<b>1,269</b>	<b>500</b>	<b>0</b>	<b>5,640</b>	<b>20,232</b>	<b>0</b>	<b>0</b>	<b>0</b>	<b>0</b>	<b>8,326</b>	<b>2,300</b>	<b>15,463</b>	<b>23,801</b>	<b>0</b>	<b>0</b>
<b>Non-Departmental</b>																
Public Safety	12,451	8,571	0	0	0	0	0	0	0	0	0	0	12,451	8,571	0	0
<b>Department Total</b>	<b>12,451</b>	<b>8,571</b>	<b>0</b>	<b>0</b>	<b>0</b>	<b>0</b>	<b>0</b>	<b>0</b>	<b>0</b>	<b>0</b>	<b>0</b>	<b>0</b>	<b>12,451</b>	<b>8,571</b>	<b>0</b>	<b>0</b>
<b>Public Safety Total</b>	<b>653,552</b>	<b>710,396</b>	<b>377,956</b>	<b>388,196</b>	<b>575,874</b>	<b>666,882</b>	<b>3,253</b>	<b>3,181</b>	<b>13,051</b>	<b>18,060</b>	<b>18,703</b>	<b>12,078</b>	<b>1,642,389</b>	<b>1,798,793</b>	<b>10,611</b>	<b>10,842</b>
<b>Strategic Area: Transportation and Mobility</b>																
<b>Office of the Citizens' Independent Transportation Trust</b>																
Office of the Citizens' Independent Transportation Trust	0	0	0	0	2,609	2,866	0	0	0	0	0	0	2,609	2,866	9	9
<b>Department Total</b>	<b>0</b>	<b>0</b>	<b>0</b>	<b>0</b>	<b>2,609</b>	<b>2,866</b>	<b>0</b>	<b>0</b>	<b>0</b>	<b>0</b>	<b>0</b>	<b>0</b>	<b>2,609</b>	<b>2,866</b>	<b>9</b>	<b>9</b>
<b>Parks, Recreation and Open Spaces</b>																
Causeway Operations	0	0	0	0	6,228	8,442	0	0	0	0	0	0	6,228	8,442	20	33
<b>Department Total</b>	<b>0</b>	<b>0</b>	<b>0</b>	<b>0</b>	<b>6,228</b>	<b>8,442</b>	<b>0</b>	<b>0</b>	<b>0</b>	<b>0</b>	<b>0</b>	<b>0</b>	<b>6,228</b>	<b>8,442</b>	<b>20</b>	<b>33</b>
<b>Transportation and Public Works</b>																
Construction and Maintenance	1,107	1,132	706	468	9,551	10,513	0	0	0	0	862	1,042	12,226	13,155	102	103
Engineering	22,431	23,735	2,373	1,928	3,436	4,169	0	0	0	0	3,400	3,463	31,640	33,295	238	239
Metrobus	6,687	37,598	0	0	132,795	118,578	666	666	0	0	86,824	85,016	226,972	241,858	2,047	2,025
Metromover	8,594	8,723	0	0	0	0	0	0	0	0	3,323	3,560	11,917	12,283	74	74
Metrorail	22,991	7,713	0	0	29,386	34,866	0	0	0	0	23,812	31,690	76,189	74,269	471	471
Mobility and Passenger Transportation Services	0	0	0	0	4,310	4,355	0	0	0	0	100	100	4,410	4,455	38	37
Office of the Director	870	923	0	0	0	0	0	0	0	0	0	0	870	923	6	6
Operating Grants	0	0	0	0	0	0	4,964	5,743	1,301	1,000	0	0	6,265	6,743	0	0
Operational Support	106,060	93,713	0	0	13,993	15,163	0	0	0	0	14,896	16,318	134,949	125,194	459	453
Paratransit	32,450	35,101	0	0	5,300	5,684	6,000	6,952	0	0	3,000	3,500	46,750	51,237	31	31
South Florida Regional Transportation Authority	0	0	0	0	4,235	4,235	0	0	0	0	0	0	4,235	4,235	0	0
Traffic Services	8,087	16,142	6,353	0	4,040	4,293	7,208	7,208	0	0	9,413	9,346	35,101	36,989	159	165
<b>Department Total</b>	<b>209,277</b>	<b>224,780</b>	<b>9,432</b>	<b>2,396</b>	<b>207,046</b>	<b>201,856</b>	<b>18,838</b>	<b>20,569</b>	<b>1,301</b>	<b>1,000</b>	<b>145,630</b>	<b>154,035</b>	<b>591,524</b>	<b>604,636</b>	<b>3,625</b>	<b>3,604</b>
<b>Non-Departmental</b>																
Transportation	1,672	4,979	0	0	0	0	0	0	0	0	0	0	1,672	4,979	0	0
<b>Department Total</b>	<b>1,672</b>	<b>4,979</b>	<b>0</b>	<b>0</b>	<b>0</b>	<b>0</b>	<b>0</b>	<b>0</b>	<b>0</b>	<b>0</b>	<b>0</b>	<b>0</b>	<b>1,672</b>	<b>4,979</b>	<b>0</b>	<b>0</b>
<b>Transportation and Mobility Total</b>	<b>210,949</b>	<b>229,759</b>	<b>9,432</b>	<b>2,396</b>	<b>215,883</b>	<b>213,164</b>	<b>18,838</b>	<b>20,569</b>	<b>1,301</b>	<b>1,000</b>	<b>145,630</b>	<b>154,035</b>	<b>602,033</b>	<b>620,923</b>	<b>3,654</b>	<b>3,646</b>
<b>Strategic Area: Recreation and Culture</b>																
<b>Adrienne Arsht Center for the Performing Arts Trust</b>																
Performing Arts Center Trust	0	0	0	0	10,875	11,650	0	0	0	0	0	0	10,875	11,650	0	0
<b>Department Total</b>	<b>0</b>	<b>0</b>	<b>0</b>	<b>0</b>	<b>10,875</b>	<b>11,650</b>	<b>0</b>	<b>0</b>	<b>0</b>	<b>0</b>	<b>0</b>	<b>0</b>	<b>10,875</b>	<b>11,650</b>	<b>0</b>	<b>0</b>
<b>Cultural Affairs</b>																
Administration	943	911	0	0	0	871	0	0	0	0	3,795	3,430	4,738	5,212	27	27
Art in Public Places (APP)	0	0	0	0	7,076	14,481	0	0	0	0	0	0	7,076	14,481	3	4
Cultural Facilities	40	40	0	0	2,048	1,901	0	0	0	0	3,976	4,487	6,064	6,428	23	26
Grants and Programs	9,108	11,958	0	0	2,680	1,949	25	25	0	0	5,503	6,418	17,316	20,350	0	0
South Miami-Dade Cultural Arts Center	0	0	0	0	2,963	3,327	0	0	0	0	3,394	3,480	6,357	6,807	28	28
<b>Department Total</b>	<b>10,091</b>	<b>12,909</b>	<b>0</b>	<b>0</b>	<b>14,767</b>	<b>22,529</b>	<b>25</b>	<b>25</b>	<b>0</b>	<b>0</b>	<b>16,668</b>	<b>17,815</b>	<b>41,551</b>	<b>53,278</b>	<b>81</b>	<b>85</b>
<b>HistoryMiami</b>																
Historical Museum	0	0	0	0	3,854	3,854	0	0	0	0	0	0	3,854	3,854	0	0
<b>Department Total</b>	<b>0</b>	<b>0</b>	<b>0</b>	<b>0</b>	<b>3,854</b>	<b>3,854</b>	<b>0</b>	<b>0</b>	<b>0</b>	<b>0</b>	<b>0</b>	<b>0</b>	<b>3,854</b>	<b>3,854</b>	<b>0</b>	<b>0</b>

**APPENDIX B**  
**Operating Budget Expenditures by Revenue Source with Total Positions**

(Dollars in thousands)

Department Primary Activity	Countywide General Fund		Unincorporated General Fund		Proprietary Fees Bond Funds		State Funds		Federal Funds		Interagency Transfers and Reimbursements		Total Funding		Total Positions	
	18-19	19-20	18-19	19-20	18-19	19-20	18-19	19-20	18-19	19-20	18-19	19-20	18-19	19-20	18-19	19-20
<b>Library</b>																
Communications, Programming and Community Engage	0	0	0	0	3,349	4,321	0	0	0	0	0	0	3,349	4,321	11	11
Director's Office	0	0	0	0	1,322	1,324	0	0	0	0	0	0	1,322	1,324	8	7
Facilities Management and Capital Development	0	0	0	0	7,846	8,924	0	0	0	0	0	0	7,846	8,924	35	36
Fiscal and Business Operations	0	0	0	0	8,149	6,843	0	0	0	0	0	0	8,149	6,843	26	27
Human Resources	0	0	0	0	394	518	0	0	0	0	0	0	394	518	4	5
Public Services	0	0	0	0	54,658	58,928	1,200	1,200	0	0	0	0	55,858	60,128	405	424
<b>Department Total</b>	<b>0</b>	<b>0</b>	<b>0</b>	<b>0</b>	<b>75,718</b>	<b>80,858</b>	<b>1,200</b>	<b>1,200</b>	<b>0</b>	<b>0</b>	<b>0</b>	<b>0</b>	<b>76,918</b>	<b>82,058</b>	<b>489</b>	<b>510</b>
<b>Parks, Recreation and Open Spaces</b>																
Business Support	7,883	9,417	5,255	6,278	142	110	0	0	0	0	485	193	13,765	15,998	88	110
Coastal and Heritage Parks and Marina Enterprise	0	0	0	0	16,898	17,588	0	0	0	0	40	40	16,938	17,628	89	102
Cooperative Extension	573	651	0	0	480	480	0	0	0	0	0	0	1,053	1,131	18	19
Deering Estate	4,962	2,882	0	0	1,659	912	0	0	0	0	0	0	6,621	3,794	39	35
Education, Extension, Conservation and Outreach (EECC)	0	2,623	0	0	0	703	0	0	0	0	0	0	0	3,326	0	36
Golf Enterprise	2,862	3,434	0	0	7,561	6,897	0	0	0	0	0	0	10,423	10,331	24	25
Miami-Dade Zoological Park and Gardens (Zoo Miami)	5,636	6,712	0	0	14,668	15,532	0	0	0	0	11,600	11,600	31,904	33,844	234	246
Office of the Director	491	556	265	300	0	0	0	0	0	0	0	0	756	856	5	5
Park Stewardship Operations	10,215	13,022	28,020	30,884	11,556	12,432	0	0	0	0	10	1,805	49,801	58,143	332	439
Planning, Design and Construction Excellence	1,659	2,201	894	1,185	0	0	0	0	0	0	6,236	7,712	8,789	11,098	60	63
<b>Department Total</b>	<b>34,281</b>	<b>41,498</b>	<b>34,434</b>	<b>38,647</b>	<b>52,964</b>	<b>54,654</b>	<b>0</b>	<b>0</b>	<b>0</b>	<b>0</b>	<b>18,371</b>	<b>21,350</b>	<b>140,050</b>	<b>156,149</b>	<b>889</b>	<b>1,080</b>
<b>Perez Art Museum Miami</b>																
Miami Art Museum	0	0	0	0	4,000	4,000	0	0	0	0	0	0	4,000	4,000	0	0
<b>Department Total</b>	<b>0</b>	<b>0</b>	<b>0</b>	<b>0</b>	<b>4,000</b>	<b>4,000</b>	<b>0</b>	<b>0</b>	<b>0</b>	<b>0</b>	<b>0</b>	<b>0</b>	<b>4,000</b>	<b>4,000</b>	<b>0</b>	<b>0</b>
<b>Tourist Taxes</b>																
Tourist Taxes	0	0	0	0	143,076	153,852	0	0	0	0	0	0	143,076	153,852	0	0
<b>Department Total</b>	<b>0</b>	<b>0</b>	<b>0</b>	<b>0</b>	<b>143,076</b>	<b>153,852</b>	<b>0</b>	<b>0</b>	<b>0</b>	<b>0</b>	<b>0</b>	<b>0</b>	<b>143,076</b>	<b>153,852</b>	<b>0</b>	<b>0</b>
<b>Vizcaya Museum and Gardens</b>																
Vizcaya Museum and Gardens	0	0	0	0	0	0	0	0	0	0	2,500	2,500	2,500	2,500	0	0
<b>Department Total</b>	<b>0</b>	<b>0</b>	<b>0</b>	<b>0</b>	<b>0</b>	<b>0</b>	<b>0</b>	<b>0</b>	<b>0</b>	<b>0</b>	<b>2,500</b>	<b>2,500</b>	<b>2,500</b>	<b>2,500</b>	<b>0</b>	<b>0</b>
<b>General Government Improvement Fund</b>																
Capital Improvement Fund	680	3,320	0	0	3,063	3,614	0	0	0	0	1,140	0	4,883	6,934	0	0
<b>Department Total</b>	<b>680</b>	<b>3,320</b>	<b>0</b>	<b>0</b>	<b>3,063</b>	<b>3,614</b>	<b>0</b>	<b>0</b>	<b>0</b>	<b>0</b>	<b>1,140</b>	<b>0</b>	<b>4,883</b>	<b>6,934</b>	<b>0</b>	<b>0</b>
<b>Non-Departmental</b>																
Recreation and Culture	2,500	3,940	0	0	0	0	0	0	0	0	0	0	2,500	3,940	0	0
<b>Department Total</b>	<b>2,500</b>	<b>3,940</b>	<b>0</b>	<b>0</b>	<b>0</b>	<b>0</b>	<b>0</b>	<b>0</b>	<b>0</b>	<b>0</b>	<b>0</b>	<b>0</b>	<b>2,500</b>	<b>3,940</b>	<b>0</b>	<b>0</b>
<b>Recreation and Culture Total</b>	<b>47,552</b>	<b>61,667</b>	<b>34,434</b>	<b>38,647</b>	<b>308,317</b>	<b>335,011</b>	<b>1,225</b>	<b>1,225</b>	<b>0</b>	<b>0</b>	<b>38,679</b>	<b>41,665</b>	<b>430,207</b>	<b>478,215</b>	<b>1,459</b>	<b>1,675</b>
<b>Strategic Area: Neighborhood and Infrastructure</b>																
<b>Animal Services</b>																
Code Enforcement	1,226	1,137	0	0	1,962	2,750	0	0	0	0	0	0	3,188	3,887	33	38
Director's Office	9	448	0	0	400	0	0	0	0	0	0	0	409	448	2	2
Finance and Compliance	992	908	0	0	1,870	1,550	0	0	0	0	0	0	2,862	2,458	26	23
Kennel	4,224	4,217	0	0	1,400	1,400	0	0	0	0	0	0	5,624	5,617	90	89
Live Release and Shelter Services	1,387	1,394	0	0	2,664	2,642	0	0	0	0	0	0	4,051	4,036	55	55
Outreach and Development	3,937	4,374	0	0	1,100	1,000	0	0	0	0	0	0	5,037	5,374	10	10
Veterinary Clinic	4,385	4,890	0	0	2,053	2,219	0	0	0	0	0	0	6,438	7,109	43	43
<b>Department Total</b>	<b>16,160</b>	<b>17,368</b>	<b>0</b>	<b>0</b>	<b>11,449</b>	<b>11,561</b>	<b>0</b>	<b>0</b>	<b>0</b>	<b>0</b>	<b>0</b>	<b>0</b>	<b>27,609</b>	<b>28,929</b>	<b>259</b>	<b>260</b>
<b>Parks, Recreation and Open Spaces</b>																
Beach Maintenance	4,500	5,046	0	0	0	0	0	0	0	0	0	2,800	4,500	7,846	44	55
Landscape Maintenance - Open Spaces	886	1,312	5,019	6,410	3,609	3,516	0	0	0	0	7,615	6,274	17,129	17,512	81	92
Natural Areas Management (NAM)	300	243	0	0	59	59	0	0	0	0	3,713	4,215	4,072	4,517	50	56
Special Assessment Districts	0	0	0	0	28,556	28,130	0	0	0	0	2,633	3,332	31,189	31,462	79	78
<b>Department Total</b>	<b>5,686</b>	<b>6,601</b>	<b>5,019</b>	<b>6,410</b>	<b>32,224</b>	<b>31,705</b>	<b>0</b>	<b>0</b>	<b>0</b>	<b>0</b>	<b>13,961</b>	<b>16,621</b>	<b>56,890</b>	<b>61,337</b>	<b>254</b>	<b>281</b>
<b>Regulatory and Economic Resources</b>																
Administration	0	0	0	0	6,038	6,173	0	0	0	0	0	0	6,038	6,173	67	68
Code Compliance	0	710	0	0	17,703	19,275	0	0	0	0	115	0	17,818	19,985	127	135
Construction, Permitting, and Building Code	0	0	0	0	44,814	50,642	0	0	0	0	0	0	44,814	50,642	278	283
Development Services	0	0	0	0	7,549	8,135	0	0	0	0	0	0	7,549	8,135	48	47
Director's Office	98	98	0	0	1,423	1,455	0	0	0	0	0	0	1,521	1,553	9	9
Environmental Resources Management	0	0	140	140	52,976	53,454	3,465	3,243	1,211	1,142	500	500	58,292	58,479	381	384
Office of Resilience	626	1,219	0	0	970	218	0	0	0	0	885	1,110	2,481	2,547	13	13
Planning	178	170	174	173	3,835	4,025	0	0	0	0	0	25	4,187	4,393	28	28
<b>Department Total</b>	<b>902</b>	<b>2,197</b>	<b>314</b>	<b>313</b>	<b>135,308</b>	<b>143,377</b>	<b>3,465</b>	<b>3,243</b>	<b>1,211</b>	<b>1,142</b>	<b>1,500</b>	<b>1,635</b>	<b>142,700</b>	<b>151,907</b>	<b>951</b>	<b>967</b>

**APPENDIX B**  
**Operating Budget Expenditures by Revenue Source with Total Positions**

(Dollars in thousands)

Department Primary Activity	Countywide General Fund		Unincorporated General Fund		Proprietary Fees Bond Funds		State Funds		Federal Funds		Interagency Transfers and Reimbursements		Total Funding		Total Positions	
	18-19	19-20	18-19	19-20	18-19	19-20	18-19	19-20	18-19	19-20	18-19	19-20	18-19	19-20	18-19	19-20
<b>Solid Waste Management</b>																
Administration	0	0	0	0	43,394	45,004	0	0	0	0	0	0	43,394	45,004	110	112
Collection Operations	0	0	0	0	123,002	127,801	0	0	0	0	0	0	123,002	127,801	584	579
Disposal Operations	0	0	0	0	51,169	57,299	0	0	0	0	0	0	51,169	57,299	298	301
Environmental and Technical Services	0	0	0	0	73,190	70,505	0	0	0	0	0	0	73,190	70,505	45	45
Mosquito Control and Habitat Management	12,924	11,137	0	0	165	165	43	0	0	0	30	30	13,162	11,332	59	59
<b>Department Total</b>	<b>12,924</b>	<b>11,137</b>	<b>0</b>	<b>0</b>	<b>290,920</b>	<b>300,774</b>	<b>43</b>	<b>0</b>	<b>0</b>	<b>0</b>	<b>30</b>	<b>30</b>	<b>303,917</b>	<b>311,941</b>	<b>1,096</b>	<b>1,096</b>
<b>Transportation and Public Works</b>																
Construction and Maintenance	689	760	1,686	1,860	20,693	23,002	0	0	0	0	5,557	5,709	28,625	31,331	236	236
Operational Support	1,302	1,349	1,469	1,521	1,870	2,045	0	0	0	0	1,416	1,565	6,057	6,480	13	14
<b>Department Total</b>	<b>1,991</b>	<b>2,109</b>	<b>3,155</b>	<b>3,381</b>	<b>22,563</b>	<b>25,047</b>	<b>0</b>	<b>0</b>	<b>0</b>	<b>0</b>	<b>6,973</b>	<b>7,274</b>	<b>34,682</b>	<b>37,811</b>	<b>249</b>	<b>250</b>
<b>Water and Sewer</b>																
Customer Initiatives and Internal Operations	0	0	0	0	90,301	89,351	0	0	0	0	0	0	90,301	89,351	598	602
Finance and Administrative Compliance	0	0	0	0	50,048	52,055	0	0	0	0	0	0	50,048	52,055	240	238
Office of the Director	0	0	0	0	4,075	4,752	0	0	0	0	0	0	4,075	4,752	12	12
Program Management and Regulatory Compliance	0	0	0	0	48,279	46,921	0	0	0	0	0	0	48,279	46,921	319	329
Water and Wastewater Systems Operations	0	0	0	0	368,262	379,724	0	0	0	0	0	0	368,262	379,724	1,622	1,635
<b>Department Total</b>	<b>0</b>	<b>0</b>	<b>0</b>	<b>0</b>	<b>560,965</b>	<b>572,803</b>	<b>0</b>	<b>0</b>	<b>0</b>	<b>0</b>	<b>0</b>	<b>0</b>	<b>560,965</b>	<b>572,803</b>	<b>2,791</b>	<b>2,816</b>
<b>General Government Improvement Fund</b>																
Capital Improvement Fund	1,322	365	500	1,500	104	79	0	0	350	0	3,187	3,384	5,463	5,328	0	0
<b>Department Total</b>	<b>1,322</b>	<b>365</b>	<b>500</b>	<b>1,500</b>	<b>104</b>	<b>79</b>	<b>0</b>	<b>0</b>	<b>350</b>	<b>0</b>	<b>3,187</b>	<b>3,384</b>	<b>5,463</b>	<b>5,328</b>	<b>0</b>	<b>0</b>
<b>Non-Departmental</b>																
Neighborhood and Infrastructure	5,606	1,606	0	0	0	0	0	0	0	0	0	0	5,606	1,606	0	0
<b>Department Total</b>	<b>5,606</b>	<b>1,606</b>	<b>0</b>	<b>0</b>	<b>0</b>	<b>0</b>	<b>0</b>	<b>0</b>	<b>0</b>	<b>0</b>	<b>0</b>	<b>0</b>	<b>5,606</b>	<b>1,606</b>	<b>0</b>	<b>0</b>
<b>Neighborhood and Infrastructure Total</b>	<b>44,591</b>	<b>41,383</b>	<b>8,988</b>	<b>11,604</b>	<b>1,053,533</b>	<b>1,085,346</b>	<b>3,508</b>	<b>3,243</b>	<b>1,561</b>	<b>1,142</b>	<b>25,651</b>	<b>28,944</b>	<b>1,137,832</b>	<b>1,171,662</b>	<b>5,600</b>	<b>5,670</b>
<b>Strategic Area: Health and Society</b>																
<b>Community Action and Human Services</b>																
Administration	4,185	3,687	0	0	0	0	0	0	0	0	0	0	4,185	3,687	32	33
Elderly and Disability Services	11,939	12,510	0	0	292	284	1,019	1,042	3,279	3,311	0	0	16,529	17,147	168	168
Employment and Training	323	288	0	0	0	0	0	0	403	400	0	180	726	868	5	5
Energy Programs	3,220	3,660	0	0	416	463	0	0	531	850	750	1,340	4,917	6,313	25	26
Family and Community Services	3,494	3,558	0	0	0	210	0	0	12,747	16,089	0	0	16,241	19,857	72	72
Greater Miami Service Corps	0	0	0	0	381	381	134	134	1,212	1,222	715	815	2,442	2,552	10	10
Head Start	0	0	0	0	0	0	0	0	65,558	76,748	0	0	65,558	76,748	88	98
Psychological Services	293	171	0	0	0	0	0	0	0	0	0	0	293	171	1	1
Rehabilitative Services	3,539	3,346	0	0	75	75	1,130	0	1,041	2,360	0	0	5,785	5,781	44	42
Transportation	1,567	1,394	0	0	60	30	0	0	0	0	0	0	1,627	1,424	18	18
Violence Prevention and Intervention Services	4,486	4,113	0	0	167	45	1,102	1,102	1,985	2,390	0	0	7,740	7,650	64	64
<b>Department Total</b>	<b>33,046</b>	<b>32,727</b>	<b>0</b>	<b>0</b>	<b>1,391</b>	<b>1,488</b>	<b>3,385</b>	<b>2,278</b>	<b>86,756</b>	<b>103,370</b>	<b>1,465</b>	<b>2,335</b>	<b>126,043</b>	<b>142,198</b>	<b>527</b>	<b>537</b>
<b>Homeless Trust</b>																
Domestic Violence Oversight Board	0	0	0	0	6,831	14,497	0	0	0	0	0	0	6,831	14,497	1	1
Emergency Housing	0	0	0	0	16,030	16,435	0	0	0	0	0	0	16,030	16,435	0	0
Homeless Trust Operations	0	0	0	0	1,110	1,474	96	107	1,707	1,707	0	0	2,913	3,288	20	20
Permanent Housing	0	0	0	0	5,911	7,609	200	200	30,674	26,574	0	0	36,785	34,383	0	0
Support Services	0	0	0	0	2,676	3,052	33	195	1,095	1,095	0	0	3,804	4,342	0	0
Transitional Housing	0	0	0	0	0	0	355	0	947	947	0	0	1,302	947	0	0
<b>Department Total</b>	<b>0</b>	<b>0</b>	<b>0</b>	<b>0</b>	<b>32,558</b>	<b>43,067</b>	<b>684</b>	<b>502</b>	<b>34,423</b>	<b>30,323</b>	<b>0</b>	<b>0</b>	<b>67,665</b>	<b>73,892</b>	<b>21</b>	<b>21</b>
<b>Jackson Health System</b>																
Jackson Health System	203,224	213,259	0	0	0	0	0	0	0	0	0	0	203,224	213,259	0	0
<b>Department Total</b>	<b>203,224</b>	<b>213,259</b>	<b>0</b>	<b>0</b>	<b>0</b>	<b>0</b>	<b>0</b>	<b>0</b>	<b>0</b>	<b>0</b>	<b>0</b>	<b>0</b>	<b>203,224</b>	<b>213,259</b>	<b>0</b>	<b>0</b>
<b>Management and Budget</b>																
Grants Coordination	0	0	0	0	0	0	0	0	26,500	30,975	0	0	26,500	30,975	12	14
<b>Department Total</b>	<b>0</b>	<b>0</b>	<b>0</b>	<b>0</b>	<b>0</b>	<b>0</b>	<b>0</b>	<b>0</b>	<b>26,500</b>	<b>30,975</b>	<b>0</b>	<b>0</b>	<b>26,500</b>	<b>30,975</b>	<b>12</b>	<b>14</b>
<b>Public Housing and Community Development</b>																
Development	215	262	0	0	21	-372	0	0	928	940	0	0	1,164	830	11	12
Finance and Administration	0	0	0	0	57	-169	0	0	4,622	4,713	0	0	4,679	4,544	67	65
Office of the Director	0	0	0	0	225	43	0	0	1,415	1,862	0	0	1,640	1,905	14	18
Public Housing Division	0	0	0	0	17,960	17,893	0	0	48,061	47,362	0	0	66,021	65,255	275	272
Section 8 Housing Choice Voucher	0	0	0	0	-4,249	-8,245	0	0	19,177	22,488	0	0	14,928	14,243	24	24
<b>Department Total</b>	<b>215</b>	<b>262</b>	<b>0</b>	<b>0</b>	<b>14,014</b>	<b>9,150</b>	<b>0</b>	<b>0</b>	<b>74,203</b>	<b>77,365</b>	<b>0</b>	<b>0</b>	<b>88,432</b>	<b>86,777</b>	<b>391</b>	<b>391</b>

**APPENDIX B**  
**Operating Budget Expenditures by Revenue Source with Total Positions**

(Dollars in thousands)

Department Primary Activity	Countywide General Fund		Unincorporated General Fund		Proprietary Fees Bond Funds		State Funds		Federal Funds		Interagency Transfers and Reimbursements		Total Funding		Total Positions	
	18-19	19-20	18-19	19-20	18-19	19-20	18-19	19-20	18-19	19-20	18-19	19-20	18-19	19-20	18-19	19-20
<b>General Government Improvement Fund</b>																
Capital Improvement Fund	0	936	0	0	1,124	2,100	0	0	500	0	10,190	6,503	11,814	9,539	0	0
<b>Department Total</b>	<b>0</b>	<b>936</b>	<b>0</b>	<b>0</b>	<b>1,124</b>	<b>2,100</b>	<b>0</b>	<b>0</b>	<b>500</b>	<b>0</b>	<b>10,190</b>	<b>6,503</b>	<b>11,814</b>	<b>9,539</b>	<b>0</b>	<b>0</b>
<b>Non-Departmental</b>																
Health and Human Services	43,246	45,735	0	0	0	0	0	0	0	0	0	0	43,246	45,735	0	0
<b>Department Total</b>	<b>43,246</b>	<b>45,735</b>	<b>0</b>	<b>0</b>	<b>0</b>	<b>0</b>	<b>0</b>	<b>0</b>	<b>0</b>	<b>0</b>	<b>0</b>	<b>0</b>	<b>43,246</b>	<b>45,735</b>	<b>0</b>	<b>0</b>
<b>Health and Society Total</b>	<b>279,731</b>	<b>292,919</b>	<b>0</b>	<b>0</b>	<b>49,087</b>	<b>55,805</b>	<b>4,069</b>	<b>2,780</b>	<b>222,382</b>	<b>242,033</b>	<b>11,655</b>	<b>8,838</b>	<b>566,924</b>	<b>602,375</b>	<b>951</b>	<b>963</b>
<b>Strategic Area: Economic Development</b>																
<b>Aviation</b>																
Administration	0	0	0	0	62,219	60,209	0	0	0	0	0	0	62,219	60,209	142	139
Airport Concessions Business Development	0	0	0	0	2,994	3,074	0	0	0	0	0	0	2,994	3,074	9	10
Business Retention and Development	0	0	0	0	5,967	5,591	0	0	0	0	0	0	5,967	5,591	40	42
Commercial Operations	0	0	0	0	74,707	77,290	0	0	0	0	0	0	74,707	77,290	0	0
Executive	0	0	0	0	5,157	5,318	0	0	0	0	0	0	5,157	5,318	15	15
Facilities Development	0	0	0	0	22,523	25,691	0	0	0	0	0	0	22,523	25,691	41	63
Facilities Management	0	0	0	0	126,350	142,966	0	0	0	0	0	0	126,350	142,966	461	471
Finance and Strategy	0	0	0	0	13,719	14,283	0	0	0	0	0	0	13,719	14,283	74	74
Non-Departmental	0	0	0	0	61,616	64,505	0	0	0	0	0	0	61,616	64,505	0	0
Operations	0	0	0	0	44,970	46,347	0	0	0	0	0	0	44,970	46,347	445	446
Policy Advisement	0	0	0	0	9,727	10,002	0	0	0	0	0	0	9,727	10,002	50	50
Public Safety and Security	0	0	0	0	87,008	90,757	0	0	0	0	0	0	87,008	90,757	123	122
<b>Department Total</b>	<b>0</b>	<b>0</b>	<b>0</b>	<b>0</b>	<b>516,957</b>	<b>546,033</b>	<b>0</b>	<b>0</b>	<b>0</b>	<b>0</b>	<b>0</b>	<b>0</b>	<b>516,957</b>	<b>546,033</b>	<b>1,400</b>	<b>1,432</b>
<b>Miami-Dade Economic Advocacy Trust</b>																
Economic Development	211	215	0	0	0	0	0	0	0	0	0	0	211	215	1	1
Homeownership Assistance Program	0	0	0	0	2,198	2,625	0	0	0	0	0	0	2,198	2,625	5	9
Office of the Executive Director and Administration	680	712	0	0	350	376	0	0	0	0	0	0	1,030	1,088	6	6
<b>Department Total</b>	<b>891</b>	<b>927</b>	<b>0</b>	<b>0</b>	<b>2,548</b>	<b>3,001</b>	<b>0</b>	<b>0</b>	<b>0</b>	<b>0</b>	<b>0</b>	<b>0</b>	<b>3,439</b>	<b>3,928</b>	<b>12</b>	<b>16</b>
<b>Public Housing and Community Development</b>																
Housing and Community Development	0	0	0	0	47,077	44,979	0	0	20,231	18,275	0	0	67,308	63,254	29	29
<b>Department Total</b>	<b>0</b>	<b>0</b>	<b>0</b>	<b>0</b>	<b>47,077</b>	<b>44,979</b>	<b>0</b>	<b>0</b>	<b>20,231</b>	<b>18,275</b>	<b>0</b>	<b>0</b>	<b>67,308</b>	<b>63,254</b>	<b>29</b>	<b>29</b>
<b>Regulatory and Economic Resources</b>																
Business Affairs	1,117	550	0	0	4,473	4,897	0	0	0	0	195	264	5,785	5,711	45	40
<b>Department Total</b>	<b>1,117</b>	<b>550</b>	<b>0</b>	<b>0</b>	<b>4,473</b>	<b>4,897</b>	<b>0</b>	<b>0</b>	<b>0</b>	<b>0</b>	<b>195</b>	<b>264</b>	<b>5,785</b>	<b>5,711</b>	<b>45</b>	<b>40</b>
<b>Seaport</b>																
Business Development	0	0	0	0	2,922	4,292	0	0	0	0	0	0	2,922	4,292	14	31
Capital Development	0	0	0	0	11,149	13,425	0	0	0	0	0	0	11,149	13,425	77	98
Deputy Director's Office	0	0	0	0	1,684	2,166	0	0	0	0	0	0	1,684	2,166	16	18
Finance	0	0	0	0	32,454	33,354	0	0	0	0	0	0	32,454	33,354	46	50
Office of the Port Director	0	0	0	0	2,569	1,395	0	0	0	0	0	0	2,569	1,395	14	5
Port Operations	0	0	0	0	25,223	35,313	0	0	0	0	0	0	25,223	35,313	92	168
Safety and Security	0	0	0	0	22,483	24,096	0	0	0	0	0	0	22,483	24,096	86	91
<b>Department Total</b>	<b>0</b>	<b>0</b>	<b>0</b>	<b>0</b>	<b>98,484</b>	<b>114,041</b>	<b>0</b>	<b>0</b>	<b>0</b>	<b>0</b>	<b>0</b>	<b>0</b>	<b>98,484</b>	<b>114,041</b>	<b>345</b>	<b>461</b>
<b>Non-Departmental</b>																
Economic Development	65,961	68,767	1,074	1,530	0	0	0	0	0	0	0	0	67,035	70,297	0	0
<b>Department Total</b>	<b>65,961</b>	<b>68,767</b>	<b>1,074</b>	<b>1,530</b>	<b>0</b>	<b>0</b>	<b>0</b>	<b>0</b>	<b>0</b>	<b>0</b>	<b>0</b>	<b>0</b>	<b>67,035</b>	<b>70,297</b>	<b>0</b>	<b>0</b>
<b>Economic Development Total</b>	<b>67,969</b>	<b>70,244</b>	<b>1,074</b>	<b>1,530</b>	<b>669,539</b>	<b>712,951</b>	<b>0</b>	<b>0</b>	<b>20,231</b>	<b>18,275</b>	<b>195</b>	<b>264</b>	<b>759,008</b>	<b>803,264</b>	<b>1,831</b>	<b>1,978</b>
<b>Strategic Area: General Government</b>																
<b>Audit and Management Services</b>																
Administration	233	238	78	75	0	0	0	0	0	0	0	0	311	313	3	4
Audit Services	1,840	1,923	613	608	0	0	0	0	0	0	2,250	2,100	4,703	4,631	34	34
<b>Department Total</b>	<b>2,073</b>	<b>2,161</b>	<b>691</b>	<b>683</b>	<b>0</b>	<b>0</b>	<b>0</b>	<b>0</b>	<b>0</b>	<b>0</b>	<b>2,250</b>	<b>2,100</b>	<b>5,014</b>	<b>4,944</b>	<b>37</b>	<b>38</b>
<b>Commission on Ethics and Public Trust</b>																
Commission on Ethics and Public Trust	0	0	0	0	155	181	0	0	0	0	0	0	155	181	0	0
Office of the Executive Director	2,162	2,461	0	0	0	0	0	0	0	0	0	0	2,162	2,461	13	16
<b>Department Total</b>	<b>2,162</b>	<b>2,461</b>	<b>0</b>	<b>0</b>	<b>155</b>	<b>181</b>	<b>0</b>	<b>0</b>	<b>0</b>	<b>0</b>	<b>0</b>	<b>0</b>	<b>2,317</b>	<b>2,642</b>	<b>13</b>	<b>16</b>

**APPENDIX B**  
**Operating Budget Expenditures by Revenue Source with Total Positions**

(Dollars in thousands)

Department Primary Activity	Countywide General Fund		Unincorporated General Fund		Proprietary Fees Bond Funds		Slate Funds		Federal Funds		Interagency Transfers and Reimbursements		Total Funding		Total Positions	
	18-19	19-20	18-19	19-20	18-19	19-20	18-19	19-20	18-19	19-20	18-19	19-20	18-19	19-20	18-19	19-20
<b>Communications</b>																
311 Contact Center Operations	3,887	4,698	1,296	1,484	0	0	0	0	0	0	4,985	4,212	10,168	10,394	105	104
Administrative Support	528	599	176	190	140	150	0	0	0	0	678	538	1,522	1,477	8	8
Creative and Branding Services	463	525	154	165	0	0	0	0	0	0	593	471	1,210	1,161	10	10
Digital Communications	1,013	1,336	337	422	0	0	0	0	0	0	1,298	1,198	2,648	2,956	17	17
Digital Media Services	826	1,030	275	325	23	25	0	0	0	0	1,059	924	2,183	2,304	14	14
Engagement and Client Services	566	535	189	169	0	0	0	0	0	0	727	479	1,482	1,183	7	8
<b>Department Total</b>	<b>7,283</b>	<b>8,723</b>	<b>2,427</b>	<b>2,755</b>	<b>163</b>	<b>175</b>	<b>0</b>	<b>0</b>	<b>0</b>	<b>0</b>	<b>9,340</b>	<b>7,822</b>	<b>19,213</b>	<b>19,475</b>	<b>161</b>	<b>161</b>
<b>Elections</b>																
Finance and Administration	4,228	5,146	0	0	2	121	0	0	0	0	0	0	4,230	5,267	10	10
Governmental Affairs	1,693	2,025	0	0	6	11	0	0	0	0	0	0	1,699	2,036	12	12
Information Systems	8,986	5,923	0	0	150	545	0	0	0	0	0	0	9,136	6,468	22	21
Office of the Supervisor of Elections	533	536	0	0	1	2	0	0	0	0	0	0	534	538	3	3
Operations	4,477	5,684	0	0	80	450	0	0	0	0	0	0	4,557	6,134	18	19
Poll Worker Recruitment and Training	2,590	7,727	0	0	89	796	250	224	0	0	0	0	2,929	8,747	12	16
Voter Services	2,794	3,763	0	0	22	148	0	0	0	0	0	0	2,816	3,911	22	24
<b>Department Total</b>	<b>25,301</b>	<b>30,804</b>	<b>0</b>	<b>0</b>	<b>350</b>	<b>2,073</b>	<b>250</b>	<b>224</b>	<b>0</b>	<b>0</b>	<b>0</b>	<b>0</b>	<b>25,901</b>	<b>33,101</b>	<b>99</b>	<b>105</b>
<b>Finance</b>																
Bond Administration	0	0	0	0	2,347	2,618	0	0	0	0	0	0	2,347	2,618	8	9
Business Solutions Support	0	0	0	0	2,164	2,156	0	0	0	0	0	0	2,164	2,156	24	24
Cash Management	0	0	0	0	1,970	2,056	0	0	0	0	0	0	1,970	2,056	7	7
Controller's Division	0	0	0	0	9,954	10,467	0	0	0	0	3,127	3,137	13,081	13,604	138	140
Director's Office	0	0	0	0	1,025	839	0	0	0	0	0	0	1,025	839	8	8
Tax Collector's Office	0	0	0	0	27,854	31,107	0	0	0	0	0	0	27,854	31,107	226	241
<b>Department Total</b>	<b>0</b>	<b>0</b>	<b>0</b>	<b>0</b>	<b>45,314</b>	<b>49,243</b>	<b>0</b>	<b>0</b>	<b>0</b>	<b>0</b>	<b>3,127</b>	<b>3,137</b>	<b>48,441</b>	<b>52,380</b>	<b>411</b>	<b>429</b>
<b>Human Resources</b>																
Benefits Administration	0	0	0	0	0	0	0	0	0	0	3,331	3,467	3,331	3,467	25	25
Human Rights and Fair Employment Practices	722	783	239	247	0	0	0	0	78	78	0	92	1,039	1,200	9	11
Labor Relations and Compensation	1,174	1,281	392	427	0	0	0	0	0	0	241	238	1,807	1,946	16	16
Office of the Director	932	1,077	311	361	0	0	0	0	0	0	0	0	1,243	1,438	5	6
Payroll and Information Management	1,754	1,864	584	524	0	0	0	0	0	0	1,001	1,231	3,339	3,619	37	37
Recruitment, Testing and Career Development	1,225	1,271	410	423	0	0	0	0	0	0	1,024	1,002	2,659	2,696	25	26
<b>Department Total</b>	<b>5,807</b>	<b>6,276</b>	<b>1,936</b>	<b>1,982</b>	<b>0</b>	<b>0</b>	<b>0</b>	<b>0</b>	<b>78</b>	<b>78</b>	<b>5,597</b>	<b>6,030</b>	<b>13,418</b>	<b>14,366</b>	<b>117</b>	<b>121</b>
<b>Information Technology</b>																
County Services	0	0	0	0	0	0	0	0	0	0	28,101	5,204	28,101	5,204	225	40
Enterprise Applications	2,026	2,497	676	0	0	0	0	0	0	0	7,368	6,919	10,070	9,416	57	60
Enterprise Architecture	0	0	0	0	0	0	0	0	0	0	25,708	14,702	25,708	14,702	105	77
Enterprise Data Center Services	0	0	0	0	3,300	3,300	0	0	0	0	28,965	45,408	32,265	48,708	97	151
Enterprise Resource Planning	0	0	0	0	0	0	0	0	0	0	12,155	13,963	12,155	13,963	53	69
Enterprise Security	0	0	0	0	0	0	0	0	0	0	7,056	7,867	7,056	7,867	28	28
Enterprise Solutions	0	0	0	0	0	0	0	0	0	0	16,077	19,876	16,077	19,876	78	111
Field Services	0	0	0	0	658	659	0	0	0	0	27,864	31,101	28,522	31,760	128	121
Office of the Director	0	0	0	0	0	0	0	0	0	0	449	487	449	487	3	3
Operational Support	0	0	0	0	0	0	0	0	0	0	14,911	15,981	14,911	15,981	45	46
Radio Communications Services	0	0	0	0	520	500	0	0	0	0	6,937	7,877	7,457	8,377	52	54
Service Management	0	0	0	0	0	0	0	0	0	0	4,332	0	4,332	0	34	34
Shared Services	0	0	0	0	0	0	0	0	0	0	3,312	9,659	3,312	9,659	24	74
Telecom Pass Thru Costs	0	0	0	0	0	0	0	0	0	0	13,443	13,580	13,443	13,580	0	0
Transportation Services	0	0	0	0	0	0	0	0	0	0	0	8,218	0	8,218	0	62
<b>Department Total</b>	<b>2,026</b>	<b>2,497</b>	<b>676</b>	<b>0</b>	<b>4,478</b>	<b>4,459</b>	<b>0</b>	<b>0</b>	<b>0</b>	<b>0</b>	<b>192,346</b>	<b>205,174</b>	<b>199,526</b>	<b>212,130</b>	<b>895</b>	<b>930</b>
<b>Inspector General</b>																
Inspector General	721	1,631	0	0	5,650	5,090	0	0	0	0	0	0	6,371	6,721	38	38
<b>Department Total</b>	<b>721</b>	<b>1,631</b>	<b>0</b>	<b>0</b>	<b>5,650</b>	<b>5,090</b>	<b>0</b>	<b>0</b>	<b>0</b>	<b>0</b>	<b>0</b>	<b>0</b>	<b>6,371</b>	<b>6,721</b>	<b>38</b>	<b>38</b>
<b>Internal Services</b>																
Americans with Disabilities Act (ADA) Coordination	172	0	58	0	0	0	0	0	0	0	0	0	230	0	2	0
Budget and Finance	0	0	0	0	4,905	4,461	0	0	0	0	2,904	714	7,809	5,175	56	41
Design and Construction Services	0	0	0	0	1,822	0	0	0	0	0	13,024	0	14,846	0	24	0
Facilities and Infrastructure Management	40,458	42,508	13,485	13,424	1,419	2,412	0	0	0	0	45,722	55,474	101,084	113,818	220	298
Fleet Management	0	0	0	0	544	127	0	0	0	0	79,531	81,434	80,075	81,561	260	260
Office of the Director	0	0	0	0	2,273	1,792	0	0	0	0	0	0	2,273	1,792	11	10
Policy Legislation and Business Services	0	0	0	0	-453	387	0	0	0	0	15,837	17,596	15,384	17,983	49	51
Real Estate Development	2,302	2,458	768	776	803	486	0	0	0	0	1,065	1,949	4,938	5,669	17	20
Risk Management	0	0	0	0	-1,235	-1,670	0	0	0	0	17,472	18,127	16,237	16,457	93	93
Small Business Development	0	0	0	0	0	200	0	0	0	0	9,100	10,331	9,100	10,531	74	87
Strategic Procurement Division	0	0	0	0	10,359	11,399	0	0	0	0	3,872	3,216	14,231	14,615	103	110
<b>Department Total</b>	<b>42,932</b>	<b>44,966</b>	<b>14,311</b>	<b>14,200</b>	<b>20,437</b>	<b>19,594</b>	<b>0</b>	<b>0</b>	<b>0</b>	<b>0</b>	<b>188,527</b>	<b>188,841</b>	<b>266,207</b>	<b>267,601</b>	<b>909</b>	<b>970</b>

**APPENDIX B**  
**Operating Budget Expenditures by Revenue Source with Total Positions**

(Dollars in thousands)

Department Primary Activity	Countywide General Fund		Unincorporated General Fund		Proprietary Fees Bond Funds		State Funds		Federal Funds		Interagency Transfers and Reimbursements		Total Funding		Total Positions	
	18-19	19-20	18-19	19-20	18-19	19-20	18-19	19-20	18-19	19-20	18-19	19-20	18-19	19-20	18-19	19-20
<b>Management and Budget</b>																
Administration	605	535	202	169	85	147	0	0	0	0	176	253	1,068	1,104	5	5
Grants Coordination	2,310	2,230	0	0	261	300	0	0	0	0	133	130	2,704	2,660	23	23
Management and Budget	1,462	1,214	435	383	1,055	1,637	0	0	0	0	234	323	3,186	3,557	18	19
Management Planning and Performance Analysis	635	640	213	202	0	0	0	0	0	0	139	162	987	1,004	6	6
<b>Department Total</b>	<b>5,012</b>	<b>4,619</b>	<b>850</b>	<b>754</b>	<b>1,401</b>	<b>2,084</b>	<b>0</b>	<b>0</b>	<b>0</b>	<b>0</b>	<b>682</b>	<b>868</b>	<b>7,945</b>	<b>8,325</b>	<b>52</b>	<b>53</b>
<b>Property Appraiser</b>																
Administrative Support	2,199	2,351	0	0	2,805	2,805	0	0	0	0	0	0	5,004	5,156	7	8
Exemptions and Public Service	7,144	4,234	0	0	0	0	0	0	0	0	0	0	7,144	4,234	82	46
Field Services	4,536	4,712	0	0	0	0	0	0	0	0	0	0	4,536	4,712	53	54
Information Systems	3,124	3,180	0	0	3,397	5,348	0	0	0	0	0	0	6,521	8,528	29	31
Personal Property	3,619	3,740	0	0	0	0	0	0	0	0	0	0	3,619	3,740	38	38
Property Appraiser	918	975	0	0	0	0	0	0	0	0	0	0	918	975	6	6
Real Estate Commercial	3,452	3,437	0	0	0	0	0	0	0	0	0	0	3,452	3,437	33	32
Real Estate Residential	4,680	5,015	0	0	0	0	0	0	0	0	0	0	4,680	5,015	49	50
Real Estate Support	0	3,452	0	0	0	0	0	0	0	0	0	0	0	3,452	0	39
Value Adjustment Board Appeals and Legal	11,071	10,948	0	0	0	0	0	0	0	0	0	0	11,071	10,948	107	101
<b>Department Total</b>	<b>40,743</b>	<b>42,044</b>	<b>0</b>	<b>0</b>	<b>6,202</b>	<b>8,153</b>	<b>0</b>	<b>0</b>	<b>0</b>	<b>0</b>	<b>0</b>	<b>0</b>	<b>46,945</b>	<b>50,197</b>	<b>404</b>	<b>405</b>
<b>General Government Improvement Fund</b>																
Capital Improvement Fund	2,497	13,380	1,000	0	2,506	1,133	0	0	0	0	3,661	12,992	9,664	27,505	0	0
<b>Department Total</b>	<b>2,497</b>	<b>13,380</b>	<b>1,000</b>	<b>0</b>	<b>2,506</b>	<b>1,133</b>	<b>0</b>	<b>0</b>	<b>0</b>	<b>0</b>	<b>3,661</b>	<b>12,992</b>	<b>9,664</b>	<b>27,505</b>	<b>0</b>	<b>0</b>
<b>Non-Departmental</b>																
General Government	120,595	74,555	46,264	41,012	0	0	0	0	0	0	0	0	166,859	115,567	0	0
<b>Department Total</b>	<b>120,595</b>	<b>74,555</b>	<b>46,264</b>	<b>41,012</b>	<b>0</b>	<b>0</b>	<b>0</b>	<b>0</b>	<b>0</b>	<b>0</b>	<b>0</b>	<b>0</b>	<b>166,859</b>	<b>115,567</b>	<b>0</b>	<b>0</b>
<b>General Government Total</b>	<b>257,152</b>	<b>234,117</b>	<b>68,155</b>	<b>61,386</b>	<b>86,656</b>	<b>92,185</b>	<b>250</b>	<b>224</b>	<b>78</b>	<b>78</b>	<b>405,530</b>	<b>426,964</b>	<b>817,821</b>	<b>814,954</b>	<b>3,136</b>	<b>3,266</b>
<b>Interagency Transfers</b>											<b>654,563</b>	<b>673,538</b>				
<b>Grand Total</b>	<b>1,596,470</b>	<b>1,678,537</b>	<b>511,697</b>	<b>515,470</b>	<b>2,959,307</b>	<b>3,170,079</b>	<b>31,143</b>	<b>31,222</b>	<b>258,604</b>	<b>280,588</b>			<b>5,357,221</b>	<b>5,675,896</b>	<b>27,593</b>	<b>28,409</b>

**APPENDIX C**  
**Expenditures by Category of Spending**  
(Dollars in thousands)

<b>Strategic Area / Department</b>	<b>Actual 15-16</b>	<b>Actual 16-17</b>	<b>Actual 17-18</b>	<b>Budget Adotped 18-19</b>	<b>19-20</b>	<b>% Change</b>
<b>Office of the Mayor</b>						
Salary	3,038	3,006	2,932	3,128	3,029	-3%
Fringe Benefits	1,076	1,275	1,278	1,478	1,500	1%
Court Costs	0	1	0	1	1	0%
Contractual Services	2	0	0	1	1	0%
Other Operating	122	121	105	143	205	43%
Charges for County Services	187	57	65	78	82	5%
Grants to Outside Organization	159	57	344	0	0	0%
Capital	10	7	9	9	20	122%
<b>Department Total:</b>	<b>4,594</b>	<b>4,524</b>	<b>4,733</b>	<b>4,838</b>	<b>4,838</b>	<b>0%</b>
<b>Department Position Total:</b>	<b>41</b>	<b>41</b>	<b>41</b>	<b>41</b>	<b>41</b>	<b>0%</b>
<b>Board of County Commissioners</b>						
Salary	11,904	12,337	12,734	15,406	16,771	9%
Fringe Benefits	3,920	4,418	4,867	6,046	6,506	8%
Contractual Services	84	88	77	51	166	225%
Other Operating	1,630	1,589	1,396	1,870	1,973	6%
Charges for County Services	654	538	531	482	625	30%
Grants to Outside Organization	1,215	580	582	0	0	0%
Capital	72	31	27	80	91	14%
<b>Department Total:</b>	<b>19,479</b>	<b>19,581</b>	<b>20,214</b>	<b>23,935</b>	<b>26,132</b>	<b>9%</b>
<b>Department Position Total:</b>	<b>169</b>	<b>173</b>	<b>178</b>	<b>182</b>	<b>196</b>	<b>8%</b>
<b>County Attorney's Office</b>						
Salary	17,413	18,524	18,701	21,829	21,277	-3%
Fringe Benefits	4,252	4,573	4,702	4,040	5,995	48%
Court Costs	-73	-13	-54	76	55	-28%
Contractual Services	8	12	9	13	22	69%
Other Operating	388	559	590	531	626	18%
Charges for County Services	273	387	262	225	236	5%
Capital	40	107	86	83	67	-19%
<b>Department Total:</b>	<b>22,301</b>	<b>24,149</b>	<b>24,296</b>	<b>26,797</b>	<b>28,278</b>	<b>6%</b>
<b>Department Position Total:</b>	<b>121</b>	<b>123</b>	<b>126</b>	<b>128</b>	<b>132</b>	<b>3%</b>
<b>Policy Formulation Total</b>	<b>46,374</b>	<b>48,254</b>	<b>49,243</b>	<b>55,570</b>	<b>59,248</b>	<b>7%</b>

**APPENDIX C**  
**Expenditures by Category of Spending**  
(Dollars in thousands)

<b>Strategic Area / Department</b>	<b>Actual 15-16</b>	<b>Actual 16-17</b>	<b>Actual 17-18</b>	<b>Budget Adotped 18-19</b>	<b>19-20</b>	<b>% Change</b>
<b>Corrections and Rehabilitation</b>						
Salary	203,976	215,410	213,990	217,304	226,855	4%
Fringe Benefits	85,672	97,365	102,721	109,857	116,937	6%
Court Costs	10	16	14	32	32	0%
Contractual Services	7,227	6,673	7,798	7,436	8,329	12%
Other Operating	16,671	18,417	18,609	18,091	19,569	8%
Charges for County Services	5,910	5,553	7,962	8,194	8,643	5%
Capital	612	548	799	1,150	1,135	-1%
<b>Department Total:</b>	<b>320,078</b>	<b>343,982</b>	<b>351,893</b>	<b>362,064</b>	<b>381,500</b>	<b>5%</b>
<b>Department Position Total:</b>	<b>3,067</b>	<b>3,067</b>	<b>3,068</b>	<b>3,068</b>	<b>3,077</b>	<b>0%</b>
<b>Fire Rescue</b>						
Salary	239,120	264,187	267,406	268,237	290,007	8%
Fringe Benefits	97,763	110,899	120,699	126,597	140,770	11%
Court Costs	3	8	2	19	19	0%
Contractual Services	7,726	10,331	9,979	12,863	15,833	23%
Other Operating	24,095	20,496	44,025	27,973	35,738	28%
Charges for County Services	21,746	21,832	13,739	25,989	33,947	31%
Grants to Outside Organization	462	443	452	497	509	2%
Capital	2,721	3,393	5,594	8,514	14,054	65%
<b>Department Total:</b>	<b>393,636</b>	<b>431,589</b>	<b>461,896</b>	<b>470,689</b>	<b>530,877</b>	<b>13%</b>
<b>Department Position Total:</b>	<b>2,415</b>	<b>2,486</b>	<b>2,554</b>	<b>2,621</b>	<b>2,700</b>	<b>3%</b>
<b>Judicial Administration</b>						
Salary	13,365	13,646	13,804	16,027	16,620	4%
Fringe Benefits	4,823	5,543	5,936	7,253	7,398	2%
Court Costs	25	230	223	208	208	0%
Contractual Services	2,890	3,135	2,270	3,400	4,101	21%
Other Operating	7,086	6,555	6,821	7,428	7,315	-2%
Charges for County Services	1,477	1,117	1,399	1,227	1,385	13%
Grants to Outside Organization	0	0	0	35	35	0%
Capital	956	1,306	1,423	554	698	26%
<b>Department Total:</b>	<b>30,622</b>	<b>31,532</b>	<b>31,876</b>	<b>36,132</b>	<b>37,760</b>	<b>5%</b>
<b>Department Position Total:</b>	<b>282</b>	<b>288</b>	<b>298</b>	<b>298</b>	<b>303</b>	<b>2%</b>

**APPENDIX C**  
**Expenditures by Category of Spending**  
(Dollars in thousands)

Strategic Area / Department	Actual 15-16	Actual 16-17	Actual 17-18	Budget Adotped 18-19	19-20	% Change
<b>Juvenile Services</b>						
Salary	5,963	6,362	6,325	6,701	6,944	4%
Fringe Benefits	1,989	2,379	2,545	2,864	3,022	6%
Contractual Services	1,495	1,471	1,546	1,644	3,686	124%
Other Operating	918	1,039	1,148	1,232	1,231	0%
Charges for County Services	546	524	555	764	717	-6%
Grants to Outside Organization	0	533	470	736	1,036	41%
Capital	5	36	-2	45	85	89%
<b>Department Total:</b>	<b>10,916</b>	<b>12,344</b>	<b>12,587</b>	<b>13,986</b>	<b>16,721</b>	<b>20%</b>
<b>Department Position Total:</b>	<b>99</b>	<b>99</b>	<b>99</b>	<b>99</b>	<b>99</b>	<b>0%</b>
<b>Law Library</b>						
Salary	240	187	178	190	199	5%
Fringe Benefits	77	53	72	83	82	-1%
Contractual Services	0	0	0	1	1	0%
Other Operating	167	181	112	198	198	0%
Charges for County Services	0	2	1	4	4	0%
Capital	0	0	0	5	5	0%
<b>Department Total:</b>	<b>484</b>	<b>423</b>	<b>363</b>	<b>481</b>	<b>489</b>	<b>2%</b>
<b>Department Position Total:</b>	<b>3</b>	<b>3</b>	<b>3</b>	<b>3</b>	<b>3</b>	<b>0%</b>
<b>Legal Aid</b>						
Salary	2,325	2,316	2,551	2,646	3,007	14%
Fringe Benefits	694	771	895	982	1,124	14%
Court Costs	12	10	7	16	7	-56%
Contractual Services	1	18	15	6	7	17%
Other Operating	258	269	266	229	266	16%
Charges for County Services	25	19	16	28	16	-43%
Grants to Outside Organization	-122	-62	-50	0	-53	0%
Capital	1	2	4	12	0	-100%
<b>Department Total:</b>	<b>3,194</b>	<b>3,343</b>	<b>3,704</b>	<b>3,919</b>	<b>4,374</b>	<b>12%</b>
<b>Department Position Total:</b>	<b>37</b>	<b>37</b>	<b>37</b>	<b>37</b>	<b>38</b>	<b>3%</b>
<b>Medical Examiner</b>						
Salary	6,696	6,887	6,880	7,635	7,902	3%
Fringe Benefits	2,635	2,940	3,079	3,596	3,736	4%
Contractual Services	269	257	277	543	562	3%
Other Operating	1,100	1,100	1,220	1,493	1,576	6%
Charges for County Services	130	208	221	465	489	5%
Capital	226	59	310	143	207	45%
<b>Department Total:</b>	<b>11,056</b>	<b>11,451</b>	<b>11,987</b>	<b>13,875</b>	<b>14,472</b>	<b>4%</b>
<b>Department Position Total:</b>	<b>83</b>	<b>84</b>	<b>86</b>	<b>87</b>	<b>88</b>	<b>1%</b>

**APPENDIX C**  
Expenditures by Category of Spending  
(Dollars in thousands)

Strategic Area / Department	Actual 15-16	Actual 16-17	Actual 17-18	Budget Adotped 18-19	19-20	% Change
<b>Miami-Dade Economic Advocacy Trust</b>						
Salary	441	415	385	508	539	6%
Fringe Benefits	132	142	137	200	226	13%
Contractual Services	56	29	29	20	43	115%
Other Operating	8	9	7	28	31	11%
Charges for County Services	14	5	5	13	7	-46%
Grants to Outside Organization	2	68	39	53	43	-19%
<b>Department Total:</b>	<b>653</b>	<b>668</b>	<b>602</b>	<b>822</b>	<b>889</b>	<b>8%</b>
<b>Department Position Total:</b>	<b>9</b>	<b>8</b>	<b>8</b>	<b>8</b>	<b>8</b>	<b>0%</b>
<b>Office of the Clerk</b>						
Salary	9,720	10,147	11,601	12,122	11,291	-7%
Fringe Benefits	2,826	3,751	4,216	4,760	4,518	-5%
Court Costs	2	1	5	11	7	-36%
Contractual Services	2,194	2,009	1,678	2,167	1,758	-19%
Other Operating	-3,214	-2,828	-1,404	-2,246	-1,955	-13%
Charges for County Services	3,458	4,127	4,460	4,357	4,346	0%
Capital	49	12	90	668	302	-55%
<b>Department Total:</b>	<b>15,035</b>	<b>17,219</b>	<b>20,646</b>	<b>21,839</b>	<b>20,267</b>	<b>-7%</b>
<b>Department Position Total:</b>	<b>178</b>	<b>184</b>	<b>186</b>	<b>190</b>	<b>182</b>	<b>-4%</b>
<b>Police</b>						
Salary	361,247	392,733	378,823	391,643	433,883	11%
Fringe Benefits	137,014	160,136	165,572	183,633	202,563	10%
Court Costs	431	363	476	733	685	-7%
Contractual Services	6,359	7,457	7,201	7,524	7,912	5%
Other Operating	30,001	33,218	36,267	47,792	46,908	-2%
Charges for County Services	35,639	37,628	40,966	49,885	55,852	12%
Grants to Outside Organization	31	74	183	183	126	-31%
Capital	2,411	3,421	5,259	9,275	11,143	20%
<b>Department Total:</b>	<b>573,133</b>	<b>635,030</b>	<b>634,747</b>	<b>690,668</b>	<b>759,072</b>	<b>10%</b>
<b>Department Position Total:</b>	<b>4,020</b>	<b>4,074</b>	<b>4,074</b>	<b>4,200</b>	<b>4,344</b>	<b>3%</b>
<b>General Government Improvement Fund</b>						
Capital	20,989	15,974	12,598	15,463	23,801	54%
<b>Department Total:</b>	<b>20,989</b>	<b>15,974</b>	<b>12,598</b>	<b>15,463</b>	<b>23,801</b>	<b>54%</b>
<b>Department Position Total:</b>	<b>0</b>	<b>0</b>	<b>0</b>	<b>0</b>	<b>0</b>	<b>0%</b>
<b>Non-Departmental</b>						
Other Operating	11,268	7,703	8,102	12,451	8,571	-31%
<b>Department Total:</b>	<b>11,268</b>	<b>7,703</b>	<b>8,102</b>	<b>12,451</b>	<b>8,571</b>	<b>-31%</b>
<b>Department Position Total:</b>	<b>0</b>	<b>0</b>	<b>0</b>	<b>0</b>	<b>0</b>	<b>0%</b>
<b>Public Safety Total</b>	<b>1,391,064</b>	<b>1,511,258</b>	<b>1,551,001</b>	<b>1,642,389</b>	<b>1,798,793</b>	<b>10%</b>

**APPENDIX C**  
Expenditures by Category of Spending  
(Dollars in thousands)

Strategic Area / Department	Actual 15-16	Actual 16-17	Actual 17-18	Budget Adotped 18-19	Budget Adotped 19-20	% Change
<b>Office of the Citizens' Independent Transportation Trust</b>						
Salary	857	885	948	1,121	1,247	11%
Fringe Benefits	258	289	323	373	430	15%
Court Costs	0	0	0	1	1	0%
Contractual Services	435	366	391	664	713	7%
Other Operating	219	229	232	350	351	0%
Charges for County Services	88	84	95	100	124	24%
Capital	0	3	1	0	0	0%
<b>Department Total:</b>	<b>1,857</b>	<b>1,856</b>	<b>1,990</b>	<b>2,609</b>	<b>2,866</b>	<b>10%</b>
<b>Department Position Total:</b>	<b>9</b>	<b>9</b>	<b>9</b>	<b>9</b>	<b>9</b>	<b>0%</b>
<b>Parks, Recreation and Open Spaces</b>						
Salary	0	1,231	1,426	1,592	2,231	40%
Fringe Benefits	0	554	577	785	1,080	38%
Contractual Services	0	1,629	1,864	1,916	2,167	13%
Other Operating	0	2,394	794	556	561	1%
Charges for County Services	0	955	1,263	1,068	1,639	53%
Capital	0	16	0	311	764	146%
<b>Department Total:</b>	<b>0</b>	<b>6,779</b>	<b>5,924</b>	<b>6,228</b>	<b>8,442</b>	<b>36%</b>
<b>Department Position Total:</b>	<b>33</b>	<b>18</b>	<b>19</b>	<b>20</b>	<b>33</b>	<b>65%</b>
<b>Transportation and Public Works</b>						
Salary	269,167	273,816	264,905	247,097	260,469	5%
Fringe Benefits	87,099	95,871	99,486	100,026	103,783	4%
Court Costs	15	6	6	30	17	-43%
Contractual Services	91,048	95,793	75,620	97,008	101,446	5%
Other Operating	254,995	149,103	156,875	108,896	107,284	-1%
Charges for County Services	18,934	18,432	24,532	28,298	21,378	-24%
Grants to Outside Organization	4,235	4,235	4,235	4,235	4,235	0%
Capital	2,077	1,890	2,606	5,934	6,024	2%
<b>Department Total:</b>	<b>727,570</b>	<b>639,146</b>	<b>628,265</b>	<b>591,524</b>	<b>604,636</b>	<b>2%</b>
<b>Department Position Total:</b>	<b>3,718</b>	<b>3,722</b>	<b>3,748</b>	<b>3,625</b>	<b>3,604</b>	<b>-1%</b>
<b>General Government Improvement Fund</b>						
Capital	0	960	0	0	0	0%
<b>Department Total:</b>	<b>0</b>	<b>960</b>	<b>0</b>	<b>0</b>	<b>0</b>	<b>0%</b>
<b>Department Position Total:</b>	<b>0</b>	<b>0</b>	<b>0</b>	<b>0</b>	<b>0</b>	<b>0%</b>
<b>Non-Departmental</b>						
Other Operating	0	0	0	1,672	4,979	198%
<b>Department Total:</b>	<b>0</b>	<b>0</b>	<b>0</b>	<b>1,672</b>	<b>4,979</b>	<b>198%</b>
<b>Department Position Total:</b>	<b>0</b>	<b>0</b>	<b>0</b>	<b>0</b>	<b>0</b>	<b>0%</b>
<b>Transportation and Mobility Tot</b>	<b>729,427</b>	<b>648,741</b>	<b>636,179</b>	<b>602,033</b>	<b>620,923</b>	<b>3%</b>

**APPENDIX C**  
Expenditures by Category of Spending  
(Dollars in thousands)

Strategic Area / Department	Actual 15-16	Actual 16-17	Actual 17-18	Budget Adotped 18-19	19-20	% Change
<b>Adrienne Arsht Center for the Performing Arts Trust</b>						
Other Operating	10,500	11,115	10,690	10,875	11,650	7%
<b>Department Total:</b>	<b>10,500</b>	<b>11,115</b>	<b>10,690</b>	<b>10,875</b>	<b>11,650</b>	<b>7%</b>
<b>Department Position Total:</b>	<b>0</b>	<b>0</b>	<b>0</b>	<b>0</b>	<b>0</b>	<b>0%</b>
<b>Cultural Affairs</b>						
Salary	5,304	5,572	5,776	7,511	8,239	10%
Fringe Benefits	1,675	1,926	1,995	2,676	2,849	6%
Court Costs	1	0	0	13	6	-54%
Contractual Services	4,000	3,481	3,714	4,250	4,276	1%
Other Operating	2,480	2,478	2,687	3,439	11,465	233%
Charges for County Services	1,078	517	1,099	1,376	1,694	23%
Grants to Outside Organization	13,635	14,448	14,390	16,522	19,559	18%
Capital	2,658	673	1,863	5,764	5,190	-10%
<b>Department Total:</b>	<b>30,831</b>	<b>29,095</b>	<b>31,524</b>	<b>41,551</b>	<b>53,278</b>	<b>28%</b>
<b>Department Position Total:</b>	<b>59</b>	<b>59</b>	<b>81</b>	<b>81</b>	<b>85</b>	<b>5%</b>
<b>HistoryMiami</b>						
Other Operating	3,854	3,854	3,854	3,854	3,854	0%
<b>Department Total:</b>	<b>3,854</b>	<b>3,854</b>	<b>3,854</b>	<b>3,854</b>	<b>3,854</b>	<b>0%</b>
<b>Department Position Total:</b>	<b>0</b>	<b>0</b>	<b>0</b>	<b>0</b>	<b>0</b>	<b>0%</b>
<b>Library</b>						
Salary	22,714	23,584	24,798	27,857	30,252	9%
Fringe Benefits	7,683	9,119	10,221	11,936	13,007	9%
Court Costs	0	1	2	5	5	0%
Contractual Services	3,365	3,569	4,161	4,774	4,836	1%
Other Operating	12,623	12,598	13,026	22,487	22,881	2%
Charges for County Services	6,671	7,856	7,988	8,254	9,199	11%
Capital	1,181	1,390	1,743	1,605	1,878	17%
<b>Department Total:</b>	<b>54,237</b>	<b>58,117</b>	<b>61,939</b>	<b>76,918</b>	<b>82,058</b>	<b>7%</b>
<b>Department Position Total:</b>	<b>440</b>	<b>444</b>	<b>462</b>	<b>489</b>	<b>510</b>	<b>4%</b>
<b>Parks, Recreation and Open Spaces</b>						
Salary	53,080	57,395	55,778	62,084	70,378	13%
Fringe Benefits	16,597	19,600	21,248	25,660	29,144	14%
Court Costs	44	60	65	64	67	5%
Contractual Services	13,799	17,634	20,084	17,114	18,352	7%
Other Operating	19,336	16,910	12,861	19,143	20,993	10%
Charges for County Services	15,844	15,102	15,985	14,424	15,492	7%
Grants to Outside Organization	-128	-44	-31	0	0	0%
Capital	1,844	505	1,825	1,561	1,723	10%
<b>Department Total:</b>	<b>120,416</b>	<b>127,162</b>	<b>127,815</b>	<b>140,050</b>	<b>156,149</b>	<b>11%</b>
<b>Department Position Total:</b>	<b>757</b>	<b>789</b>	<b>782</b>	<b>889</b>	<b>1,080</b>	<b>21%</b>

**APPENDIX C**  
**Expenditures by Category of Spending**  
(Dollars in thousands)

<b>Strategic Area / Department</b>	<b>Actual 15-16</b>	<b>Actual 16-17</b>	<b>Actual 17-18</b>	<b>Budget Adotped 18-19</b>	<b>19-20</b>	<b>% Change</b>
<b>Perez Art Museum Miami</b>						
Grants to Outside Organization	4,000	4,000	4,000	4,000	4,000	0%
<b>Department Total:</b>	<b>4,000</b>	<b>4,000</b>	<b>4,000</b>	<b>4,000</b>	<b>4,000</b>	<b>0%</b>
<b>Department Position Total:</b>	<b>0</b>	<b>0</b>	<b>0</b>	<b>0</b>	<b>0</b>	<b>0%</b>
<b>Tourist Taxes</b>						
Other Operating	33,373	31,221	141,543	143,076	153,852	8%
<b>Department Total:</b>	<b>33,373</b>	<b>31,221</b>	<b>141,543</b>	<b>143,076</b>	<b>153,852</b>	<b>8%</b>
<b>Department Position Total:</b>	<b>0</b>	<b>0</b>	<b>0</b>	<b>0</b>	<b>0</b>	<b>0%</b>
<b>Vizcaya Museum and Gardens</b>						
Other Operating	2,500	2,500	0	0	0	0%
Grants to Outside Organization	0	0	2,500	2,500	2,500	0%
<b>Department Total:</b>	<b>2,500</b>	<b>2,500</b>	<b>2,500</b>	<b>2,500</b>	<b>2,500</b>	<b>0%</b>
<b>Department Position Total:</b>	<b>0</b>	<b>0</b>	<b>0</b>	<b>0</b>	<b>0</b>	<b>0%</b>
<b>General Government Improvement Fund</b>						
Capital	4,387	4,831	6,338	4,883	6,934	42%
<b>Department Total:</b>	<b>4,387</b>	<b>4,831</b>	<b>6,338</b>	<b>4,883</b>	<b>6,934</b>	<b>42%</b>
<b>Department Position Total:</b>	<b>0</b>	<b>0</b>	<b>0</b>	<b>0</b>	<b>0</b>	<b>0%</b>
<b>Non-Departmental</b>						
Other Operating	373	210	1,310	2,500	3,940	58%
<b>Department Total:</b>	<b>373</b>	<b>210</b>	<b>1,310</b>	<b>2,500</b>	<b>3,940</b>	<b>58%</b>
<b>Department Position Total:</b>	<b>0</b>	<b>0</b>	<b>0</b>	<b>0</b>	<b>0</b>	<b>0%</b>
<b>Recreation and Culture Total</b>	<b>264,471</b>	<b>272,105</b>	<b>391,513</b>	<b>430,207</b>	<b>478,215</b>	<b>11%</b>
<b>Animal Services</b>						
Salary	9,351	11,461	10,486	11,679	12,166	4%
Fringe Benefits	2,779	4,075	4,969	5,903	5,971	1%
Court Costs	22	23	28	35	36	3%
Contractual Services	1,415	1,842	1,758	2,274	2,230	-2%
Other Operating	4,257	4,604	4,097	4,782	5,541	16%
Charges for County Services	1,209	1,004	1,125	1,631	1,666	2%
Grants to Outside Organization	533	435	549	650	725	12%
Capital	38	511	597	655	594	-9%
<b>Department Total:</b>	<b>19,604</b>	<b>23,955</b>	<b>23,609</b>	<b>27,609</b>	<b>28,929</b>	<b>5%</b>
<b>Department Position Total:</b>	<b>146</b>	<b>204</b>	<b>251</b>	<b>259</b>	<b>260</b>	<b>0%</b>

**APPENDIX C**  
**Expenditures by Category of Spending**  
(Dollars in thousands)

<b>Strategic Area / Department</b>	<b>Actual 15-16</b>	<b>Actual 16-17</b>	<b>Actual 17-18</b>	<b>Budget Adotped 18-19</b>	<b>19-20</b>	<b>% Change</b>
<b>Parks, Recreation and Open Spaces</b>						
Salary	6,820	10,727	10,649	11,388	13,261	16%
Fringe Benefits	2,543	4,533	4,764	5,532	6,267	13%
Contractual Services	268	12,000	12,140	8,666	13,289	53%
Other Operating	6,629	17,520	19,834	24,265	20,123	-17%
Charges for County Services	1,666	4,865	5,382	6,325	7,954	26%
Grants to Outside Organization	0	0	2	0	0	0%
Capital	6	735	307	714	443	-38%
<b>Department Total:</b>	<b>17,932</b>	<b>50,380</b>	<b>53,078</b>	<b>56,890</b>	<b>61,337</b>	<b>8%</b>
<b>Department Position Total:</b>	<b>237</b>	<b>223</b>	<b>239</b>	<b>254</b>	<b>281</b>	<b>11%</b>
<b>Regulatory and Economic Resources</b>						
Salary	63,388	66,749	67,846	71,164	74,326	4%
Fringe Benefits	19,088	22,377	24,126	27,058	28,117	4%
Court Costs	3	5	3	19	19	0%
Contractual Services	3,982	3,547	4,239	5,126	6,953	36%
Other Operating	9,955	10,909	10,619	11,883	13,448	13%
Charges for County Services	20,013	21,123	22,388	24,303	26,126	8%
Grants to Outside Organization	357	430	257	430	431	0%
Capital	2,107	2,761	1,962	2,717	2,487	-8%
<b>Department Total:</b>	<b>118,893</b>	<b>127,901</b>	<b>131,440</b>	<b>142,700</b>	<b>151,907</b>	<b>6%</b>
<b>Department Position Total:</b>	<b>883</b>	<b>928</b>	<b>934</b>	<b>951</b>	<b>967</b>	<b>2%</b>
<b>Solid Waste Management</b>						
Salary	57,981	62,469	62,782	60,605	64,613	7%
Fringe Benefits	20,847	23,131	24,956	27,946	29,193	4%
Court Costs	7	4	7	13	13	0%
Contractual Services	144,407	151,567	141,426	146,981	149,856	2%
Other Operating	12,692	20,256	20,905	18,505	16,509	-11%
Charges for County Services	44,557	47,993	48,134	48,059	50,297	5%
Grants to Outside Organization	25	0	125	121	125	3%
Capital	6,582	8,230	28,292	1,687	1,335	-21%
<b>Department Total:</b>	<b>287,098</b>	<b>313,650</b>	<b>326,627</b>	<b>303,917</b>	<b>311,941</b>	<b>3%</b>
<b>Department Position Total:</b>	<b>996</b>	<b>1,017</b>	<b>1,087</b>	<b>1,096</b>	<b>1,096</b>	<b>0%</b>
<b>Transportation and Public Works</b>						
Salary	11,868	12,730	12,607	13,460	14,600	8%
Fringe Benefits	4,239	4,898	4,700	5,993	6,261	4%
Contractual Services	1,413	1,630	9,124	1,927	1,895	-2%
Other Operating	2,262	2,562	2,257	3,785	3,658	-3%
Charges for County Services	8,997	6,698	5,925	7,047	7,307	4%
Capital	319	5,014	1,994	2,470	4,090	66%
<b>Department Total:</b>	<b>29,098</b>	<b>33,532</b>	<b>36,607</b>	<b>34,682</b>	<b>37,811</b>	<b>9%</b>
<b>Department Position Total:</b>	<b>233</b>	<b>249</b>	<b>248</b>	<b>249</b>	<b>250</b>	<b>0%</b>

**APPENDIX C**  
Expenditures by Category of Spending  
(Dollars in thousands)

Strategic Area / Department	Actual 15-16	Actual 16-17	Actual 17-18	Budget Adotped 18-19	Budget Adotped 19-20	% Change
<b>Water and Sewer</b>						
Salary	165,050	166,400	181,390	174,843	191,971	10%
Fringe Benefits	56,857	57,782	65,547	73,474	75,514	3%
Contractual Services	89,839	88,675	70,399	109,953	94,684	-14%
Other Operating	28,390	32,380	38,798	46,259	41,017	-11%
Charges for County Services	48,353	53,293	58,057	64,063	77,176	20%
Capital	67,547	93,102	112,395	92,373	92,441	0%
<b>Department Total:</b>	<b>456,036</b>	<b>491,632</b>	<b>526,586</b>	<b>560,965</b>	<b>572,803</b>	<b>2%</b>
<b>Department Position Total:</b>	<b>2,626</b>	<b>2,824</b>	<b>2,847</b>	<b>2,791</b>	<b>2,816</b>	<b>1%</b>
<b>General Government Improvement Fund</b>						
Capital	2,506	4,184	4,627	5,463	5,328	-2%
<b>Department Total:</b>	<b>2,506</b>	<b>4,184</b>	<b>4,627</b>	<b>5,463</b>	<b>5,328</b>	<b>-2%</b>
<b>Department Position Total:</b>	<b>0</b>	<b>0</b>	<b>0</b>	<b>0</b>	<b>0</b>	<b>0%</b>
<b>Non-Departmental</b>						
Other Operating	5,495	478	487	5,606	1,606	-71%
<b>Department Total:</b>	<b>5,495</b>	<b>478</b>	<b>487</b>	<b>5,606</b>	<b>1,606</b>	<b>-71%</b>
<b>Department Position Total:</b>	<b>0</b>	<b>0</b>	<b>0</b>	<b>0</b>	<b>0</b>	<b>0%</b>
<b>Neighborhood and Infrastructur</b>	936,662	1,045,712	1,103,061	1,137,832	1,171,662	3%
<b>Community Action and Human Services</b>						
Salary	30,656	30,222	30,027	32,783	33,302	2%
Fringe Benefits	9,201	10,264	11,156	13,848	13,679	-1%
Court Costs	0	0	1	1	11	1000%
Contractual Services	6,061	6,434	8,032	6,329	9,198	45%
Other Operating	6,018	5,841	9,355	6,327	7,821	24%
Charges for County Services	2,536	3,462	3,286	3,362	3,115	-7%
Grants to Outside Organization	61,504	61,250	59,373	63,380	74,837	18%
Capital	111	367	176	13	235	1708%
<b>Department Total:</b>	<b>116,087</b>	<b>117,840</b>	<b>121,406</b>	<b>126,043</b>	<b>142,198</b>	<b>13%</b>
<b>Department Position Total:</b>	<b>513</b>	<b>521</b>	<b>518</b>	<b>527</b>	<b>537</b>	<b>2%</b>
<b>Homeless Trust</b>						
Salary	1,405	1,416	1,492	1,664	1,738	4%
Fringe Benefits	441	501	559	668	696	4%
Contractual Services	113	151	35	132	140	6%
Other Operating	488	659	898	573	835	46%
Charges for County Services	624	586	13	323	333	3%
Grants to Outside Organization	47,521	48,035	47,472	59,607	57,793	-3%
Capital	8	9	346	4,698	12,357	163%
<b>Department Total:</b>	<b>50,600</b>	<b>51,357</b>	<b>50,815</b>	<b>67,665</b>	<b>73,892</b>	<b>9%</b>
<b>Department Position Total:</b>	<b>18</b>	<b>18</b>	<b>20</b>	<b>21</b>	<b>21</b>	<b>0%</b>

**APPENDIX C**  
Expenditures by Category of Spending  
(Dollars in thousands)

Strategic Area / Department	Actual 15-16	Actual 16-17	Actual 17-18	Budget Adotped 18-19	Budget Adotped 19-20	% Change
<b>Jackson Health System</b>						
Other Operating	161,006	175,413	188,585	203,224	213,259	5%
<b>Department Total:</b>	<b>161,006</b>	<b>175,413</b>	<b>188,585</b>	<b>203,224</b>	<b>213,259</b>	<b>5%</b>
<b>Department Position Total:</b>	<b>0</b>	<b>0</b>	<b>0</b>	<b>0</b>	<b>0</b>	<b>0%</b>
<b>Management and Budget</b>						
Salary	990	1,060	1,355	1,133	1,158	2%
Fringe Benefits	0	369	0	367	376	2%
Court Costs	89	123	117	0	0	0%
Contractual Services	15,089	16,614	19,037	0	100	0%
Other Operating	2,540	2,317	1,954	70	69	-1%
Charges for County Services	51	75	114	84	88	5%
Grants to Outside Organization	5,709	8,957	5,828	24,846	29,184	17%
Capital	2	0	22	0	0	0%
<b>Department Total:</b>	<b>24,470</b>	<b>29,515</b>	<b>28,427</b>	<b>26,500</b>	<b>30,975</b>	<b>17%</b>
<b>Department Position Total:</b>	<b>13</b>	<b>13</b>	<b>14</b>	<b>12</b>	<b>14</b>	<b>17%</b>
<b>Public Housing and Community Development</b>						
Salary	20,023	21,832	26,773	26,000	25,469	-2%
Fringe Benefits	7,338	6,845	8,267	9,914	9,342	-6%
Court Costs	40	125	285	123	175	42%
Contractual Services	28,860	18,450	25,502	29,821	24,632	-17%
Other Operating	13,157	28,160	18,735	15,656	19,392	24%
Charges for County Services	7,585	6,075	7,920	6,918	7,767	12%
<b>Department Total:</b>	<b>77,003</b>	<b>81,487</b>	<b>87,482</b>	<b>88,432</b>	<b>86,777</b>	<b>-2%</b>
<b>Department Position Total:</b>	<b>368</b>	<b>395</b>	<b>391</b>	<b>391</b>	<b>391</b>	<b>0%</b>
<b>General Government Improvement Fund</b>						
Capital	14,519	14,130	10,866	11,814	9,539	-19%
<b>Department Total:</b>	<b>14,519</b>	<b>14,130</b>	<b>10,866</b>	<b>11,814</b>	<b>9,539</b>	<b>-19%</b>
<b>Department Position Total:</b>	<b>0</b>	<b>0</b>	<b>0</b>	<b>0</b>	<b>0</b>	<b>0%</b>
<b>Non-Departmental</b>						
Other Operating	49,266	45,319	41,045	43,246	45,735	6%
<b>Department Total:</b>	<b>49,266</b>	<b>45,319</b>	<b>41,045</b>	<b>43,246</b>	<b>45,735</b>	<b>6%</b>
<b>Department Position Total:</b>	<b>0</b>	<b>0</b>	<b>0</b>	<b>0</b>	<b>0</b>	<b>0%</b>
<b>Health and Society Total</b>	<b>492,951</b>	<b>515,061</b>	<b>528,626</b>	<b>566,924</b>	<b>602,375</b>	<b>6%</b>

**APPENDIX C**  
**Expenditures by Category of Spending**  
(Dollars in thousands)

Strategic Area / Department	Actual 15-16	Actual 16-17	Actual 17-18	Budget Adotped 18-19	19-20	% Change
<b>Aviation</b>						
Salary	91,407	92,769	94,661	101,836	106,528	5%
Fringe Benefits	28,532	32,573	35,328	41,009	42,050	3%
Court Costs	215	194	373	494	400	-19%
Contractual Services	81,831	87,803	94,640	107,097	121,011	13%
Other Operating	131,158	129,196	139,135	166,204	173,374	4%
Charges for County Services	78,254	84,115	87,943	97,254	99,413	2%
Capital	4,156	3,324	2,789	3,063	3,257	6%
<b>Department Total:</b>	<b>415,553</b>	<b>429,974</b>	<b>454,869</b>	<b>516,957</b>	<b>546,033</b>	<b>6%</b>
<b>Department Position Total:</b>	<b>1,284</b>	<b>1,324</b>	<b>1,366</b>	<b>1,400</b>	<b>1,432</b>	<b>2%</b>
<b>Miami-Dade Economic Advocacy Trust</b>						
Salary	729	872	936	969	1,097	13%
Fringe Benefits	263	312	352	394	456	16%
Contractual Services	89	61	127	95	113	19%
Other Operating	74	71	42	76	71	-7%
Charges for County Services	42	60	43	119	115	-3%
Grants to Outside Organization	2,001	1,406	1,399	1,785	2,075	16%
Capital	1	0	0	1	1	0%
<b>Department Total:</b>	<b>3,199</b>	<b>2,782</b>	<b>2,899</b>	<b>3,439</b>	<b>3,928</b>	<b>14%</b>
<b>Department Position Total:</b>	<b>11</b>	<b>12</b>	<b>12</b>	<b>12</b>	<b>16</b>	<b>33%</b>
<b>Public Housing and Community Development</b>						
Salary	3,917	4,399	5,084	5,395	5,667	5%
Fringe Benefits	1,413	1,324	1,634	2,258	2,293	2%
Court Costs	4	0	3	2	2	0%
Contractual Services	348	319	293	203	184	-9%
Other Operating	54,688	60,328	45,412	58,967	53,334	-10%
Charges for County Services	578	925	1,681	483	1,774	267%
<b>Department Total:</b>	<b>60,948</b>	<b>67,295</b>	<b>54,107</b>	<b>67,308</b>	<b>63,254</b>	<b>-6%</b>
<b>Department Position Total:</b>	<b>55</b>	<b>29</b>	<b>29</b>	<b>29</b>	<b>29</b>	<b>0%</b>
<b>Regulatory and Economic Resources</b>						
Salary	2,758	2,896	3,005	3,102	2,827	-9%
Fringe Benefits	840	976	1,056	1,178	1,055	-10%
Court Costs	0	0	0	1	5	400%
Contractual Services	149	95	98	106	227	114%
Other Operating	437	655	549	623	674	8%
Charges for County Services	627	660	691	751	786	5%
Capital	0	2	65	24	137	471%
<b>Department Total:</b>	<b>4,811</b>	<b>5,284</b>	<b>5,464</b>	<b>5,785</b>	<b>5,711</b>	<b>-1%</b>
<b>Department Position Total:</b>	<b>46</b>	<b>44</b>	<b>44</b>	<b>45</b>	<b>40</b>	<b>-11%</b>

**APPENDIX C**  
Expenditures by Category of Spending  
(Dollars in thousands)

Strategic Area / Department	Actual 15-16	Actual 16-17	Actual 17-18	Budget Adotped 18-19	19-20	% Change
<b>Seaport</b>						
Salary	21,363	23,088	22,932	24,971	28,610	15%
Fringe Benefits	7,964	8,545	8,451	10,812	12,687	17%
Court Costs	16	10	23	17	38	124%
Contractual Services	16,464	16,965	17,339	18,904	25,224	33%
Other Operating	9,044	10,755	15,638	14,216	15,546	9%
Charges for County Services	19,809	22,302	24,336	27,750	31,013	12%
Capital	549	557	227	1,814	923	-49%
<b>Department Total:</b>	<b>75,209</b>	<b>82,222</b>	<b>88,946</b>	<b>98,484</b>	<b>114,041</b>	<b>16%</b>
<b>Department Position Total:</b>	<b>331</b>	<b>325</b>	<b>325</b>	<b>345</b>	<b>461</b>	<b>34%</b>
<b>Non-Departmental</b>						
Other Operating	46,128	57,427	67,175	67,035	70,297	5%
<b>Department Total:</b>	<b>46,128</b>	<b>57,427</b>	<b>67,175</b>	<b>67,035</b>	<b>70,297</b>	<b>5%</b>
<b>Department Position Total:</b>	<b>0</b>	<b>0</b>	<b>0</b>	<b>0</b>	<b>0</b>	<b>0%</b>
<b><i>Economic Development Total</i></b>	605,848	644,984	673,460	759,008	803,264	6%
<b>Audit and Management Services</b>						
Salary	3,029	3,227	3,291	3,485	3,436	-1%
Fringe Benefits	911	1,055	1,137	1,278	1,287	1%
Other Operating	114	116	113	167	146	-13%
Charges for County Services	38	42	49	74	68	-8%
Capital	14	2	6	10	7	-30%
<b>Department Total:</b>	<b>4,106</b>	<b>4,442</b>	<b>4,596</b>	<b>5,014</b>	<b>4,944</b>	<b>-1%</b>
<b>Department Position Total:</b>	<b>37</b>	<b>38</b>	<b>38</b>	<b>37</b>	<b>38</b>	<b>3%</b>
<b>Commission on Ethics and Public Trust</b>						
Salary	1,403	1,506	1,526	1,587	1,804	14%
Fringe Benefits	389	477	477	531	597	12%
Contractual Services	1	1	1	1	1	0%
Other Operating	120	199	164	138	201	46%
Charges for County Services	29	25	101	55	34	-38%
Capital	2	2	0	5	5	0%
<b>Department Total:</b>	<b>1,944</b>	<b>2,210</b>	<b>2,269</b>	<b>2,317</b>	<b>2,642</b>	<b>14%</b>
<b>Department Position Total:</b>	<b>14</b>	<b>13</b>	<b>13</b>	<b>13</b>	<b>16</b>	<b>23%</b>

**APPENDIX C**  
**Expenditures by Category of Spending**  
(Dollars in thousands)

Strategic Area / Department	Actual 15-16	Actual 16-17	Actual 17-18	Budget Adotped 18-19	19-20	% Change
<b>Communications</b>						
Salary	10,198	10,654	10,246	10,933	11,110	2%
Fringe Benefits	3,457	3,852	4,037	4,438	4,431	0%
Contractual Services	249	201	315	441	350	-21%
Other Operating	718	1,272	926	1,397	1,480	6%
Charges for County Services	1,219	1,098	1,329	1,870	1,874	0%
Capital	32	85	776	134	230	72%
<b>Department Total:</b>	<b>15,873</b>	<b>17,162</b>	<b>17,629</b>	<b>19,213</b>	<b>19,475</b>	<b>1%</b>
<b>Department Position Total:</b>	<b>169</b>	<b>170</b>	<b>160</b>	<b>161</b>	<b>161</b>	<b>0%</b>
<b>Elections</b>						
Salary	18,648	14,869	10,860	12,810	17,546	37%
Fringe Benefits	2,333	2,791	2,717	2,989	3,028	1%
Court Costs	0	50	50	50	50	0%
Contractual Services	2,496	2,832	1,934	2,715	3,609	33%
Other Operating	5,106	3,198	3,851	2,848	4,591	61%
Charges for County Services	5,410	2,753	3,493	4,452	4,243	-5%
Grants to Outside Organization	33	47	32	37	34	-8%
Capital	139	148	31	0	0	0%
<b>Department Total:</b>	<b>34,165</b>	<b>26,688</b>	<b>22,968</b>	<b>25,901</b>	<b>33,101</b>	<b>28%</b>
<b>Department Position Total:</b>	<b>94</b>	<b>99</b>	<b>99</b>	<b>99</b>	<b>105</b>	<b>6%</b>
<b>Finance</b>						
Salary	21,556	21,529	22,793	25,200	27,551	9%
Fringe Benefits	6,459	7,753	8,764	10,102	10,759	7%
Court Costs	16	17	16	26	61	135%
Contractual Services	720	1,007	947	1,037	1,214	17%
Other Operating	5,585	5,937	6,281	6,872	7,343	7%
Charges for County Services	3,455	4,428	4,286	4,911	4,955	1%
Capital	128	8	168	293	497	70%
<b>Department Total:</b>	<b>37,919</b>	<b>40,679</b>	<b>43,255</b>	<b>48,441</b>	<b>52,380</b>	<b>8%</b>
<b>Department Position Total:</b>	<b>351</b>	<b>370</b>	<b>390</b>	<b>411</b>	<b>429</b>	<b>4%</b>
<b>Human Resources</b>						
Salary	7,383	7,918	8,479	9,083	9,826	8%
Fringe Benefits	2,267	2,685	2,974	3,440	3,635	6%
Contractual Services	121	110	-44	14	11	-21%
Other Operating	315	227	172	383	388	1%
Charges for County Services	194	417	523	498	506	2%
Capital	5	5	0	0	0	0%
<b>Department Total:</b>	<b>10,285</b>	<b>11,362</b>	<b>12,104</b>	<b>13,418</b>	<b>14,366</b>	<b>7%</b>
<b>Department Position Total:</b>	<b>110</b>	<b>112</b>	<b>113</b>	<b>117</b>	<b>121</b>	<b>3%</b>

**APPENDIX C**  
**Expenditures by Category of Spending**  
(Dollars in thousands)

<b>Strategic Area / Department</b>	<b>Actual 15-16</b>	<b>Actual 16-17</b>	<b>Actual 17-18</b>	<b>Budget Adotped 18-19</b>	<b>19-20</b>	<b>% Change</b>
<b>Information Technology</b>						
Salary	78,114	85,010	85,845	91,619	96,187	5%
Fringe Benefits	19,810	23,145	25,843	29,340	31,405	7%
Contractual Services	3,746	2,093	4,707	1,260	4,182	232%
Other Operating	54,685	55,999	48,785	55,989	59,439	6%
Charges for County Services	14,005	16,562	16,893	15,686	14,216	-9%
Capital	8,446	9,293	12,152	5,632	6,701	19%
<b>Department Total:</b>	<b>178,806</b>	<b>192,102</b>	<b>194,225</b>	<b>199,526</b>	<b>212,130</b>	<b>6%</b>
<b>Department Position Total:</b>	<b>737</b>	<b>762</b>	<b>791</b>	<b>895</b>	<b>930</b>	<b>4%</b>
<b>Inspector General</b>						
Salary	4,101	4,172	4,261	4,648	4,932	6%
Fringe Benefits	1,077	1,173	1,262	1,425	1,496	5%
Court Costs	0	0	0	2	1	-50%
Contractual Services	1	0	0	2	2	0%
Other Operating	334	160	133	183	184	1%
Charges for County Services	65	85	85	68	62	-9%
Capital	0	83	33	43	44	2%
<b>Department Total:</b>	<b>5,578</b>	<b>5,673</b>	<b>5,774</b>	<b>6,371</b>	<b>6,721</b>	<b>5%</b>
<b>Department Position Total:</b>	<b>38</b>	<b>38</b>	<b>38</b>	<b>38</b>	<b>38</b>	<b>0%</b>
<b>Internal Services</b>						
Salary	58,642	62,224	60,960	66,146	70,553	7%
Fringe Benefits	17,919	21,118	22,483	26,131	27,921	7%
Court Costs	3	3	25	3	11	267%
Contractual Services	41,855	45,767	47,540	56,809	62,477	10%
Other Operating	63,689	68,872	78,336	71,794	74,666	4%
Charges for County Services	44,525	41,220	34,235	44,592	31,349	-30%
Capital	3,890	484	443	732	624	-15%
<b>Department Total:</b>	<b>230,523</b>	<b>239,688</b>	<b>244,022</b>	<b>266,207</b>	<b>267,601</b>	<b>1%</b>
<b>Department Position Total:</b>	<b>894</b>	<b>921</b>	<b>929</b>	<b>909</b>	<b>970</b>	<b>7%</b>
<b>Management and Budget</b>						
Salary	5,238	5,145	4,426	5,474	5,714	4%
Fringe Benefits	1,316	1,580	1,633	1,820	1,861	2%
Court Costs	0	0	0	1	1	0%
Other Operating	185	535	968	202	188	-7%
Charges for County Services	618	255	252	372	485	30%
Capital	6	13	20	76	76	0%
<b>Department Total:</b>	<b>7,363</b>	<b>7,528</b>	<b>7,299</b>	<b>7,945</b>	<b>8,325</b>	<b>5%</b>
<b>Department Position Total:</b>	<b>54</b>	<b>56</b>	<b>54</b>	<b>52</b>	<b>53</b>	<b>2%</b>

**APPENDIX C**  
Expenditures by Category of Spending  
(Dollars in thousands)

Strategic Area / Department	Actual 15-16	Actual 16-17	Actual 17-18	Budget Adotped 18-19	Budget Adotped 19-20	% Change
<b>Property Appraiser</b>						
Salary	25,366	27,184	27,904	28,850	30,025	4%
Fringe Benefits	7,737	9,418	10,420	11,231	11,572	3%
Court Costs	3	67	20	82	30	-63%
Contractual Services	1,322	2,150	1,698	2,787	4,519	62%
Other Operating	921	1,329	1,348	1,639	1,647	0%
Charges for County Services	1,847	2,023	2,006	2,304	2,346	2%
Capital	126	47	39	52	58	12%
<b>Department Total:</b>	<b>37,322</b>	<b>42,218</b>	<b>43,435</b>	<b>46,945</b>	<b>50,197</b>	<b>7%</b>
<b>Department Position Total:</b>	<b>403</b>	<b>403</b>	<b>404</b>	<b>404</b>	<b>405</b>	<b>0%</b>
<b>General Government Improvement Fund</b>						
Capital	13,424	14,162	8,358	9,664	27,505	185%
<b>Department Total:</b>	<b>13,424</b>	<b>14,162</b>	<b>8,358</b>	<b>9,664</b>	<b>27,505</b>	<b>185%</b>
<b>Department Position Total:</b>	<b>0</b>	<b>0</b>	<b>0</b>	<b>0</b>	<b>0</b>	<b>0%</b>
<b>Non-Departmental</b>						
Other Operating	37,626	29,351	72,818	166,859	115,567	-31%
<b>Department Total:</b>	<b>37,626</b>	<b>29,351</b>	<b>72,818</b>	<b>166,859</b>	<b>115,567</b>	<b>-31%</b>
<b>Department Position Total:</b>	<b>0</b>	<b>0</b>	<b>0</b>	<b>0</b>	<b>0</b>	<b>0%</b>
<b>General Government Total</b>						
	614,934	633,265	678,752	817,821	814,954	0%
<b>All Strategic Areas</b>						
Salary	1,947,954	2,061,168	2,062,557	2,111,465	2,267,157	7%
Fringe Benefits	682,205	775,156	828,181	911,924	976,619	7%
Court Costs	888	1,304	1,697	2,078	1,963	-6%
Contractual Services	581,797	614,266	598,000	664,075	700,312	5%
Other Operating	1,143,833	1,093,085	1,300,551	1,433,834	1,432,211	0%
Charges for County Services	418,980	437,087	451,434	508,585	530,943	4%
Grants to Outside Organizations	141,172	144,892	142,151	179,617	197,194	10%
Capital	164,902	192,422	227,264	200,206	243,035	21%
Minus Adjustments for Interagency Transfers	579,112	681,577	719,347	654,563	673,538	3%
<b>Grand Total:</b>	<b>4,502,619</b>	<b>4,637,803</b>	<b>4,892,488</b>	<b>5,357,221</b>	<b>5,675,896</b>	<b>5.95%</b>
<b>Department Total:</b>	<b>26,201</b>	<b>26,816</b>	<b>27,213</b>	<b>27,593</b>	<b>28,409</b>	<b>2.96%</b>

**APPENDIX D: COUNTYWIDE GENERAL FUND REVENUE**  
(in thousands of dollars)

REVENUE SOURCE	Net 2019-20 Adopted
<b>TAXES</b>	
General Property Tax	\$ 1,368,378
Local Option Gas Tax	45,292
Ninth Cent Gas Tax	<u>11,549</u>
Subtotal	1,425,219
<b>BUSINESS TAXES</b>	
Business Taxes	<u>4,104</u>
Subtotal	4,104
<b>INTERGOVERNMENTAL REVENUES</b>	
State Sales Tax	59,681
State Revenue Sharing	66,937
Gasoline and Motor Fuels Tax	13,500
Alcoholic Beverage License	871
Secondary Roads	500
Race Track Revenue	500
State Insurance Agent License Fees	<u>464</u>
Subtotal	142,453
<b>CHARGES FOR SERVICES</b>	
Sheriff and Police Fees	1,600
Other	<u>500</u>
Subtotal	2,100
<b>INTEREST INCOME</b>	
Interest	<u>12,981</u>
Subtotal	12,981

**APPENDIX D: COUNTYWIDE GENERAL FUND REVENUE**  
(in thousands of dollars)

REVENUE SOURCE	Net 2019-20 Adopted
OTHER	
Administrative Reimbursements	54,760
Miscellaneous	<u>5,079</u>
Subtotal	59,839
TRANSFERS	
Transfers	<u>1,430</u>
Subtotal	1,430
CASH CARRYOVER	
Cash Carryover	<u>30,411</u>
Subtotal	30,411
TOTAL	<u><u>\$1,678,537</u></u>

**APPENDIX E: UNINCORPORATED MUNICIPAL SERVICE AREA  
GENERAL FUND REVENUE**  
(in thousands of dollars)

REVENUE SOURCE	Net 2019-20 Adopted
<b>TAXES</b>	
General Property Tax	\$ 150,877
Utility Tax	97,449
Communications Tax	<u>28,019</u>
Subtotal	276,345
<b>BUSINESS TAXES</b>	
Business Taxes	<u>1,296</u>
Subtotal	1,296
<b>INTERGOVERNMENTAL REVENUES</b>	
State Sales Tax	113,539
State Revenue Sharing	48,210
Alcoholic Beverage License	<u>275</u>
Subtotal	162,024
<b>CHARGES FOR SERVICES</b>	
Sheriff and Police Fees	<u>3,400</u>
Subtotal	3,400
<b>INTEREST INCOME</b>	
Interest	<u>4,099</u>
Subtotal	4,099
<b>OTHER</b>	
Administrative Reimbursements	17,240
Miscellaneous	<u>658</u>
Subtotal	17,898

**APPENDIX E: UNINCORPORATED MUNICIPAL SERVICE AREA  
GENERAL FUND REVENUE  
(in thousands of dollars)**

REVENUE SOURCE	Net 2019-20 Adopted
CASH CARRYOVER Cash Carryover	50,408
Subtotal	<u>50,408</u>
TOTAL	<u><u>\$515,470</u></u>

**APPENDIX F: COUNTYWIDE NON-DEPARTMENTAL EXPENDITURES**  
**By Strategic Area**  
(in thousands of dollars)

<b>STRATEGIC AREA</b>	<b>2019-20 Adopted Budget</b>
<b>PUBLIC SAFETY</b>	
Court Care Program - YWCA	\$ 340
DUI Toxicology Contract	985
Public Safety Community-based Organizations	1,445
State Department of Juvenile Justice	5,801
Subtotal	8,571
<b>TRANSPORTATION</b>	
Infrastructure Improvement District	\$ 4,979
Subtotal	4,979
<b>RECREATION AND CULTURE</b>	
Miami Marathon	\$ 25
Orange Blossom Classic	1,000
Orange Bowl Committee	1,565
Recreation and Culture Community-based Organizations	100
Super Bowl	1,250
Subtotal	3,940
<b>NEIGHBORHOOD AND INFRASTRUCTURE</b>	
Comprehensive Planning Assessment	\$ 100
Historic Preservation Revolving Loan Fund	\$ 1,000
South Florida Regional Planning Council	506
Subtotal	1,606
<b>HEALTH AND HUMAN SERVICES</b>	
Alliance for Aging	\$ 220
Child Care Center Trust	30
Child Protection Team (University of Miami)	175
Community-based Organizations	14,300
Community Disparity Subcommittee Reserve	1,000
Food Programs :	
Farm Share	460
Curley's House of Style	200
Feeding South Florida	200
Joshua Heart Foundation	200
Share Your Heart	200
Immigration Support	50
Health Council of South Florida	33
Health Foundation of South Florida (Age-Friendly Initiative)	50
Inmate Medical	1,300
Medicaid	52,439
Medicaid Reimbursement from Public Health Trust	(30,000)
Miami Ventures Program (Beacon Council Foundation)	1,000
Office of the New Americans	150
Public Guardianship	2,728
South Florida Behavioral Network	1,000
Subtotal	45,735

**APPENDIX F: COUNTYWIDE NON-DEPARTMENTAL EXPENDITURES**  
**By Strategic Area**  
(in thousands of dollars)

<b>STRATEGIC AREA</b>	<b>2019-20 Adopted Budget</b>
<b>ECONOMIC DEVELOPMENT</b>	
CRA Studies	\$ 200
Employ Miami-Dade Program (NANA and SantLa)	700
Film Incentive Program	500
Mom and Pop Business Grants	1,044
South Pointe Interlocal Payment	14,060
Summer Youth Employment Program	1,000
Tax Increment Financing	51,263
Subtotal	<u>68,767</u>
<b>GENERAL GOVERNMENT</b>	
Accidental Death Insurance	\$ 113
Activation Reserve	150
Community Redevelopment Agency and Other Studies	268
Community-based Organizations Discretionary Reserve	3,900
Contingency Reserve	5,000
Employee Advertisements	150
Employee Awards	205
Employee Background Checks	38
Employee Physicals	1,140
Employee Training and Development	228
External Audits	800
Future Services Reserve	2,190
General Publicity	76
Grant Match Reserve:	
Technology Initiatives (Technology Foundations of the Americas - eMerge, Global Co-Creation Lab, and Venture Hive)	1,550
Shutter Program Match	118
Redland Immigrant Match	118
Targeted Jobs Incentive Fund Match	1,275
In-Kind Services Reserve	150
Interpreter Services	15
IT Funding Model Distribution	33,879
Long Term Disability Insurance	1,064
Management Consulting	135
Memberships in Local, State, and National Organizations	325
Miscellaneous Operating	228
Outside Legal Services	760
Outside Printing	76
Prior Year Encumbrances	1,125
Promotional Items	46
Property Damage Insurance	2,280
Public Campaign Financing	78
Quality Neighborhood Improvement Bond Program Debt	309
Radio Public Information Program	112
Save Our Seniors Homeowners Relief Fund	2,790
Tax Equalization Reserve	2,250
Wage Adjustment, FRS, Separation, and Energy Reserve	11,614
Subtotal	<u>74,555</u>
<b>TOTAL</b>	<u><u>\$ 208,153</u></u>

**APPENDIX G: UNINCORPORATED MUNICIPAL SERVICE AREA  
NON-DEPARTMENTAL EXPENDITURES  
By Strategic Area  
(in thousands of dollars)**

<b>STRATEGIC AREA</b>	<b>2019-20 Adopted Budget</b>
<b>ECONOMIC DEVELOPMENT</b>	
Tax Increment Financing	\$ 1,530
Subtotal	<u>1,530</u>
<b>GENERAL GOVERNMENT</b>	
Accidental Death Insurance	37
Employee Advertisements	48
Employee Awards	65
Employee Background Checks	12
Employee Physicals	360
Employee Training and Development	72
Future Services Reserve	1,110
General Publicity	24
Interpreter Services	5
IT Funding Model Distribution	10,698
Long Term Disability Insurance	336
Management Consulting	75
Memberships in Local, State, and National Organizations	102
Miscellaneous Operating/Refunds	72
Outside Legal Services	240
Outside Printing	24
Prior Year Encumbrances	375
Promotional Items	14
Property Damage Insurance	720
Public Campaign Financing	24
Quality Neighborhood Improvement Bond Program Debt	10,442
Radio Public Information Program	36
Save Our Seniors Homeowners Relief Fund	310
Tax Equalization Reserve	250
Wage Adjustment, FRS, Separation, and Energy Reserve	15,561
Subtotal	<u>41,012</u>
<b>TOTAL</b>	<u><u>\$ 42,542</u></u>

## APPENDIX H: CAPITAL REVENUE SUMMARY BY SOURCE

(dollars in thousands)

Revenue Source	Prior Years	2019-20	2020-21	2021-22	2022-23	2023-24	2024-25	Future	Total
<b>Federal Government</b>									
Army Corps of Engineers	90,419	48,875	34,800	2,860	1,590	0	3,690	0	182,234
Assistance to Firefighters Grant	1,420	0	0	0	0	0	0	0	1,420
Capital Funds Program (CFP) - 714	6,512	0	0	0	0	0	0	0	6,512
Capital Funds Program (CFP) - 715	7,285	0	0	0	0	0	0	0	7,285
Capital Funds Program (CFP) - 716	7,370	317	13	0	0	0	0	0	7,700
Capital Funds Program (CFP) - 717	5,429	1,995	0	0	0	0	0	0	7,424
Capital Funds Program (CFP) - 718	1,373	3,448	4,141	2,013	0	0	0	0	10,975
Capital Funds Program (CFP) - 719	0	2,082	2,910	4,015	2,760	0	0	0	11,767
CDBG Reimbursement	134	0	0	0	0	0	0	0	134
Comm. Dev. Block Grant	421	297	0	0	0	0	0	0	718
FDOT 2017 TAP	0	0	0	0	0	628	0	0	628
Federal Aviation Administration	42,387	44,827	4,764	0	0	0	0	0	91,978
Federal Department of Justice Grant	0	350	0	0	0	0	0	0	350
Federal Transportation Grant	0	15,047	0	0	0	0	0	0	15,047
FEMA Hazard Mitigation Grant	1,988	792	1,008	0	0	0	0	0	3,788
FTA 5339 Bus & Bus Facility Formula	11,514	3,928	1,611	1,651	1,692	1,734	1,778	1,822	25,730
FTA Section 5307/5309 Formula Grant	112,717	117,795	97,249	99,728	96,677	99,070	106,799	100,488	830,523
FTA Section 5309 Discretionary Grant	0	33,869	49,179	16,952	0	0	0	0	100,000
Hope VI Grant	640	460	4,064	0	0	0	0	0	5,164
Replacement Housing Factor (RHF)	1,517	391	0	0	0	0	0	0	1,908
Transportation Security Administration Funds	81,161	20,000	0	0	0	0	0	0	101,161
Urban Area Security Initiative Grant	0	160	0	0	0	0	0	0	160
US Department of Agriculture	5,480	0	0	0	0	0	0	0	5,480
US Department of Homeland Security	0	1,600	0	0	0	0	0	0	1,600
<b>Total</b>	<b>377,767</b>	<b>296,233</b>	<b>199,739</b>	<b>127,219</b>	<b>102,719</b>	<b>101,432</b>	<b>112,267</b>	<b>102,310</b>	<b>1,419,686</b>
<b>Non-County Sources</b>									
ASPCA Contribution	2,000	0	0	0	0	0	0	0	2,000
City of Doral Contribution	186	0	0	0	0	0	0	0	186
City of Homestead Contribution	77	0	0	0	0	0	0	0	77
City of Miami Beach Contribution	5,810	1,917	1,500	780	2,776	884	780	0	14,447
City of Miami Contribution	0	417	0	0	0	0	0	0	417
City of Miami Park Impact Fees	1,911	3,920	787	0	0	0	0	0	6,618
Developer Contribution	150	0	0	0	0	0	0	0	150
Florida City Contribution	440	2,200	602	0	0	0	0	0	3,242
Non-County Contributions	350	500	780	1,720	0	0	0	0	3,350
Town of Medley Contribution	2,100	2,767	3,750	0	0	0	0	0	8,617
Village of Palmetto Bay Contribution	0	200	200	0	0	0	0	0	400
Village of Pinecrest Contribution	0	150	150	0	0	0	0	0	300
<b>Total</b>	<b>13,024</b>	<b>12,071</b>	<b>7,769</b>	<b>2,500</b>	<b>2,776</b>	<b>884</b>	<b>780</b>	<b>0</b>	<b>39,804</b>
<b>State of Florida</b>									

## APPENDIX H: CAPITAL REVENUE SUMMARY BY SOURCE

(dollars in thousands)

Revenue Source	Prior Years	2019-20	2020-21	2021-22	2022-23	2023-24	2024-25	Future	Total
Documentary Stamp Surtax	0	2,000	2,000	2,000	0	0	0	0	6,000
Economic Development Transportation Fund	5,993	0	0	0	0	0	0	0	5,993
FDOT 2016 SUN Trail	0	0	0	0	8,000	0	0	0	8,000
FDOT Funds	176,991	121,214	90,357	33,828	15,068	5,616	4,990	500	448,564
FDOT-County Incentive Grant Program	14,429	5,092	2,778	0	0	0	0	0	22,299
Florida Boating Improvement Fund	5,304	757	0	0	0	0	0	0	6,061
Florida Department of Environmental Protection	7,662	1,483	1,625	2,864	4,291	1,515	3,288	510	23,238
Florida Inland Navigational District	2,793	1,628	416	0	0	0	0	0	4,837
Grants and Aids to Local Governments	200	100	0	0	0	0	0	0	300
State of Florida Cultural Facilities Grant Program	1,500	0	0	0	0	0	0	0	1,500
<b>Total</b>	<b>214,872</b>	<b>132,274</b>	<b>97,176</b>	<b>38,692</b>	<b>27,359</b>	<b>7,131</b>	<b>8,278</b>	<b>1,010</b>	<b>526,792</b>
<b>Impact Fees/Exactions</b>									
Developer Fees/Donations	140	0	0	0	0	0	0	0	140
Fire Impact Fees	39,231	10,828	9,390	6,550	10,550	6,718	18,464	0	101,731
Park Impact Fees	45,750	3,895	0	0	0	0	0	0	49,645
Police Impact Fees	5,812	2,913	1,116	500	0	0	0	0	10,341
Road Impact Fees	558,747	89,433	89,433	89,433	89,433	89,433	0	0	1,005,912
Wastewater Connection Charges	129,977	51,038	64,820	31,491	18,453	20,753	18,000	0	334,532
Water Connection Charges	25,338	10,867	289	0	0	0	0	0	36,494
<b>Total</b>	<b>804,995</b>	<b>168,974</b>	<b>165,048</b>	<b>127,974</b>	<b>118,436</b>	<b>116,904</b>	<b>36,464</b>	<b>0</b>	<b>1,538,795</b>
<b>County Proprietary Operations</b>									
Aviation Passenger Facility Charge	0	43,530	46,533	33,866	18,571	0	0	0	142,500
Aviation Revenues	19,848	6,662	2,303	2,511	1,919	0	0	0	33,243
Biscayne Bay Envir. Trust Fund	1,000	1,000	0	0	0	0	0	0	2,000
Causeway Toll Revenue	10,383	13,350	7,750	5,400	11,850	2,550	6,000	0	57,283
Fire Hydrant Fund	9,971	2,500	2,500	2,500	2,500	2,500	2,500	2,500	27,471
FUMD Work Order Fund	575	0	0	0	0	0	0	0	575
Improvement Fund	9,926	7,264	23,344	27,558	1,061	0	0	0	69,153
Miami Springs Wastewater Construction Fund	867	0	207	252	0	0	0	0	1,326
Miami Springs Water Construction Fund	8,657	4,653	0	0	0	0	0	0	13,310
Peoples Transportation Plan Capital Reserve Fund	24,217	39,149	40,974	19,640	1,896	0	0	0	125,876
RER Operating Revenue	2,683	861	166	333	465	783	605	0	5,896
Reserve Maintenance Fund	119,960	54,834	20,100	24,000	27,000	30,000	35,000	0	310,894
WASD Project Fund	300	3,274	269	10	0	0	0	0	3,853
Waste Collection Operating Fund	3,740	600	100	100	100	100	100	2,805	7,645
Waste Disposal Operating Fund	49,507	14,609	12,918	26,221	7,256	38,201	3,710	3,176	155,598
Wastewater Renewal Fund	272,248	57,726	83,035	88,353	55,000	55,000	55,000	55,000	721,362
Wastewater Special Construction Fund	8,517	0	0	0	0	0	0	0	8,517
Water Renewal and Replacement Fund	201,279	47,299	34,500	35,000	35,000	35,000	40,000	40,000	468,078
Water Special Construction Fund	24,397	500	500	500	500	500	500	0	27,397
<b>Total</b>	<b>768,075</b>	<b>297,811</b>	<b>275,199</b>	<b>266,244</b>	<b>163,118</b>	<b>164,634</b>	<b>143,415</b>	<b>103,481</b>	<b>2,181,977</b>

## APPENDIX H: CAPITAL REVENUE SUMMARY BY SOURCE

(dollars in thousands)

Revenue Source	Prior Years	2019-20	2020-21	2021-22	2022-23	2023-24	2024-25	Future	Total
<b>County Bonds/Debt</b>									
2006 Sunshine State Financing	4,000	0	0	0	0	0	0	0	4,000
2008 Sunshine State Financing	291	0	0	0	0	0	0	0	291
Aviation 2016 Commercial Paper	200,000	0	0	0	0	0	0	0	200,000
Aviation Revenue Bonds	78,004	7,786	9,362	1,956	0	0	0	0	97,108
BBC GOB Financing	967,277	209,875	226,361	201,036	70,337	57,624	52,968	29,733	1,815,211
BBC GOB Interest	1,082	0	0	0	0	0	0	0	1,082
Capital Asset Series 2004B Bond Proceeds	15,000	0	0	0	0	0	0	0	15,000
Capital Asset Series 2007 Bond Proceeds	4,722	0	0	0	0	0	0	0	4,722
Capital Asset Series 2010 Bonds	2,038	0	0	0	0	0	0	0	2,038
Capital Asset Series 2013A Bonds	47,231	0	0	0	0	0	0	0	47,231
Capital Asset Series 2016 Bonds	3,057	0	0	0	0	0	0	0	3,057
Capital Asset Series 2018A Bonds	6,115	0	0	0	0	0	0	0	6,115
Capital Funds Financing Program	0	2,000	2,000	2,000	2,000	0	0	0	8,000
Convention Development Tax Series 2005B	5,300	0	0	0	0	0	0	0	5,300
Double-Barreled GO Bonds	4,288	12,471	13,418	0	0	0	0	0	30,177
Future Financing	30,121	798,431	621,924	503,679	353,754	148,760	125,546	0	2,582,215
Future Solid Waste Disp. Notes/Bonds	0	0	0	0	0	0	0	88,775	88,775
Future WASD Revenue Bonds	0	346,494	447,026	508,070	572,287	608,232	559,610	1,483,791	4,525,510
JMH General Obligation Bonds	8,000	0	0	0	0	0	0	0	8,000
Lease Financing - County Bonds/Debt	349,707	220,325	92,833	42,193	40,493	34,638	8,478	43,280	831,947
People's Transportation Plan Bond Program	905,059	292,470	231,575	139,755	98,750	69,868	51,300	12,500	1,801,277
Quality Neighborhood Improvement Program	12,140	0	0	0	0	0	0	0	12,140
Seaport Bonds/Loans	144,214	0	0	0	0	0	0	0	144,214
Series 2018 Equipment Lease	15,500	0	0	0	0	0	0	0	15,500
Solid Waste System Rev. Bonds Series 2001	2,461	0	0	0	0	0	0	0	2,461
Solid Waste System Rev. Bonds Series 2005	21,431	0	0	0	0	0	0	0	21,431
Solid Waste System Rev. Bonds Series 2015	39,361	0	0	0	0	0	0	0	39,361
State Revolving Loan Wastewater Program	41,046	0	0	0	0	0	0	0	41,046
State Revolving Loan Water Program	40,788	6,560	6,958	307	0	0	0	0	54,613
Tenant Financing	4,000	1,000	0	0	0	0	0	0	5,000
WASD Revenue Bonds Sold	1,122,673	0	0	0	0	0	0	0	1,122,673
WIFIA Loan	99,700	0	0	0	0	0	0	0	99,700
<b>Total</b>	<b>4,174,606</b>	<b>1,897,412</b>	<b>1,651,457</b>	<b>1,398,996</b>	<b>1,137,621</b>	<b>919,122</b>	<b>797,902</b>	<b>1,658,079</b>	<b>13,635,195</b>
<b>Other County Sources</b>									
Animal Services Trust Fund	30	0	0	0	0	0	0	0	30
Beach Renourishment Fund	0	1,500	1,639	2,205	1,615	0	2,041	0	9,000
Charter County Transit System Surtax	37,811	2,674	10,578	500	500	500	0	0	52,563
CIIP Proceeds	0	24,738	80,140	80,057	87,732	64,464	72,790	30,115	440,036
Claims Construction Fund	664	0	0	0	0	0	0	0	664
Communications Operating Revenue	0	160	0	0	0	0	0	0	160

## APPENDIX H: CAPITAL REVENUE SUMMARY BY SOURCE

(dollars in thousands)

Revenue Source	Prior Years	2019-20	2020-21	2021-22	2022-23	2023-24	2024-25	Future	Total
Convention Development Tax Funds	1,916	1,250	0	0	0	0	0	0	3,166
Cultural Affairs Operating Revenue	114	0	0	0	0	0	0	0	114
Departmental Trust Funds	3,553	150	0	0	0	0	0	0	3,703
Donations	1,000	0	0	0	0	0	0	0	1,000
E911 Fees	438	0	0	0	0	0	0	0	438
Endangered Lands Voted Millage	3,200	0	0	0	0	0	0	0	3,200
Finance Operating Revenues	2,000	300	100	0	0	0	0	0	2,400
Fire Rescue Taxing District	12,488	8,687	18,000	32,250	19,750	7,580	5,000	56,000	159,755
Food and Beverage Tax	16,238	0	0	0	0	0	0	0	16,238
General Government Improvement Fund (GGI)	25,915	63,868	336	200	200	200	150	0	90,869
Human Resources Operating Revenue	200	0	0	0	0	0	0	0	200
Interest Earnings	4,691	9	0	0	0	0	0	0	4,700
ISD Operating Revenue	2,506	149	0	0	0	0	0	0	2,655
IT Funding Model	8,194	8,695	1,538	0	0	0	0	0	18,427
ITD Operating Revenue	22,064	6,560	8,957	8,007	8,292	0	0	0	53,880
Knight Foundation Grant	0	500	500	500	500	0	0	0	2,000
Law Enforcement Trust Fund (LETF)	2,264	120	407	400	193	0	0	0	3,384
Miami-Dade Library Taxing District	17,461	8,330	4,249	0	0	0	0	0	30,040
Operating Revenue	1,276	500	0	0	0	0	0	0	1,776
Parking Revenues	1,087	278	0	150	0	0	0	0	1,515
Passenger Transportation Regulatory Fees	168	0	0	0	0	0	0	0	168
Police Operating Revenue	650	1,032	0	0	0	0	0	0	1,682
PROS Departmental Trust Fund	4,488	500	0	0	0	0	0	0	4,988
PROS Operating Revenue	103	1,048	0	0	0	0	0	0	1,151
Seaport Revenues	0	90	0	0	0	0	0	0	90
Special Taxing District	797	0	0	0	0	0	0	0	797
Stormwater Utility	16,584	15,498	14,453	14,760	15,218	12,676	11,615	0	100,804
Utility Service Fee	4,146	11,098	3,589	1,200	1,360	19,700	0	31,619	72,712
Vehicle Replacement Fund	2,248	869	412	363	363	370	264	0	4,889
<b>Total</b>	<b>194,294</b>	<b>158,603</b>	<b>144,898</b>	<b>140,592</b>	<b>135,723</b>	<b>105,490</b>	<b>91,860</b>	<b>117,734</b>	<b>1,089,194</b>
<b>Gas Tax</b>									
Capital Impr. Local Option Gas Tax	25,794	21,582	20,995	20,995	20,995	20,995	20,995	0	152,351
Secondary Gas Tax	18,709	19,874	19,550	15,380	17,465	17,465	17,465	0	125,908
<b>Total</b>	<b>44,503</b>	<b>41,456</b>	<b>40,545</b>	<b>36,375</b>	<b>38,460</b>	<b>38,460</b>	<b>38,460</b>	<b>0</b>	<b>278,259</b>
<b>Grand Total</b>	<b>6,592,136</b>	<b>3,004,834</b>	<b>2,581,831</b>	<b>2,138,592</b>	<b>1,726,212</b>	<b>1,454,057</b>	<b>1,229,426</b>	<b>1,982,614</b>	<b>20,709,702</b>

## APPENDIX I: CAPITAL EXPENDITURE SUMMARY BY STRATEGIC AREA AND DEPARTMENT

dollars in thousands

Strategic Area / Department	Prior Years	2019-20	2020-21	2021-22	2022-23	2023-24	2024-25	Future	Projected Total Cost
<b>Public Safety</b>									
Corrections and Rehabilitation	34,857	10,168	19,716	22,799	19,804	13,285	6,370	5,071	132,070
Fire Rescue	34,072	97,342	41,322	44,155	30,500	14,498	23,614	56,000	341,503
Information Technology	1,155	18,506	34,555	15,989	17,379	2,988	541	0	91,113
Internal Services	219	220	261	400	0	0	0	0	1,100
Judicial Administration	79,731	34,543	16,165	60,454	3,293	0	0	0	194,186
Medical Examiner	3,600	736	515	400	0	0	0	0	5,251
Non-Departmental	550	15,433	0	0	0	0	0	0	15,983
Police	17,056	14,797	19,029	19,950	14,793	12,000	10,000	8,900	116,525
<b>Strategic Area Total</b>	<b>171,240</b>	<b>191,745</b>	<b>131,563</b>	<b>164,147</b>	<b>85,769</b>	<b>42,771</b>	<b>40,525</b>	<b>69,971</b>	<b>897,731</b>
<b>Transportation and Mobility</b>									
Parks, Recreation and Open Spaces	11,933	17,200	9,303	5,400	11,850	2,550	6,000	0	64,236
Transportation and Public Works	1,486,605	920,833	775,887	528,995	408,519	380,705	211,207	158,142	4,870,893
<b>Strategic Area Total</b>	<b>1,498,538</b>	<b>938,033</b>	<b>785,190</b>	<b>534,395</b>	<b>420,369</b>	<b>383,255</b>	<b>217,207</b>	<b>158,142</b>	<b>4,935,129</b>
<b>Recreation and Culture</b>									
Cultural Affairs	53,010	15,344	47,304	40,457	8,353	2,295	4,092	6,215	177,070
Internal Services	309	195	196	0	0	0	0	0	700
Library	21,417	26,250	6,806	0	0	0	0	12,061	66,534
Non-Departmental	132,712	13,792	16,844	0	0	0	9	0	163,357
Parks, Recreation and Open Spaces	213,011	63,629	102,143	96,617	58,142	53,533	53,835	0	640,910
<b>Strategic Area Total</b>	<b>420,459</b>	<b>119,210</b>	<b>173,293</b>	<b>137,074</b>	<b>66,495</b>	<b>55,828</b>	<b>57,936</b>	<b>18,276</b>	<b>1,048,571</b>
<b>Neighborhood and Infrastructure</b>									
Animal Services	3,858	4,384	1,250	0	0	0	0	0	9,492
Internal Services	0	20,000	29,508	29,600	40,000	21,000	25,000	15,000	180,108
Non-Departmental	56,304	16,817	12,389	0	0	0	0	0	85,510
Regulatory and Economic Resources	158,659	66,558	47,822	18,558	26,296	6,710	14,384	1,020	340,007
Solid Waste Management	101,412	24,337	32,061	29,675	12,620	58,136	3,945	128,457	390,643
Transportation and Public Works	202,941	34,030	18,139	11,672	10,874	7,950	7,950	0	293,556
Water and Sewer	1,727,598	641,443	679,315	692,538	725,743	759,885	712,525	1,585,241	7,524,288
<b>Strategic Area Total</b>	<b>2,250,772</b>	<b>807,569</b>	<b>820,484</b>	<b>782,043</b>	<b>815,533</b>	<b>853,681</b>	<b>763,804</b>	<b>1,729,718</b>	<b>8,823,604</b>
<b>Health and Society</b>									
Community Action and Human Services	10,328	9,267	2,890	552	0	12,640	3,370	4,642	43,689
Homeless Trust	3,890	12,348	0	0	0	0	0	0	16,238
Internal Services	76,539	7,830	10,959	0	0	0	0	0	95,328
Non-Departmental	51,117	16,147	2,275	0	0	0	0	0	69,539
Public Housing and Community Development	53,620	15,523	17,918	13,214	4,760	0	0	0	105,035
<b>Strategic Area Total</b>	<b>195,494</b>	<b>61,115</b>	<b>34,042</b>	<b>13,766</b>	<b>4,760</b>	<b>12,640</b>	<b>3,370</b>	<b>4,642</b>	<b>329,829</b>

## APPENDIX I: CAPITAL EXPENDITURE SUMMARY BY STRATEGIC AREA AND DEPARTMENT

dollars in thousands

Strategic Area / Department	Prior Years	2019-20	2020-21	2021-22	2022-23	2023-24	2024-25	Future	Projected Total Cost
<b>Economic Development</b>									
Aviation	607,494	350,986	313,117	286,662	165,309	30,000	35,000	0	1,788,568
Non-Departmental	976	0	0	4,024	0	0	0	0	5,000
Regulatory and Economic Resources	27,500	20,800	14,600	1,100	15,000	0	11,000	0	90,000
Seaport	165,914	578,040	398,000	289,500	208,600	123,400	102,100	0	1,865,554
<b>Strategic Area Total</b>	<b>801,884</b>	<b>949,826</b>	<b>725,717</b>	<b>581,286</b>	<b>388,909</b>	<b>153,400</b>	<b>148,100</b>	<b>0</b>	<b>3,749,122</b>
<b>General Government</b>									
Communications	0	160	0	0	0	0	0	0	160
Elections	5,915	2,616	0	0	0	0	0	0	8,531
Finance	650	1,650	100	0	0	0	0	0	2,400
Human Resources	0	200	0	0	0	0	0	0	200
Information Technology	58,279	41,607	33,586	7,078	8,895	0	0	0	149,445
Internal Services	13,158	10,444	7,515	1,736	0	0	0	10,000	42,853
Non-Departmental	386,695	107,192	84,330	72,709	37,741	29,545	1,467	448	720,127
Property Appraiser	0	2,000	0	0	0	0	0	0	2,000
<b>Strategic Area Total</b>	<b>464,697</b>	<b>165,869</b>	<b>125,531</b>	<b>81,523</b>	<b>46,636</b>	<b>29,545</b>	<b>1,467</b>	<b>10,448</b>	<b>925,716</b>
<b>Grand Total</b>	<b>5,803,084</b>	<b>3,233,367</b>	<b>2,795,820</b>	<b>2,294,234</b>	<b>1,828,471</b>	<b>1,531,120</b>	<b>1,232,409</b>	<b>1,991,197</b>	<b>20,709,702</b>

## APPENDIX J: 2019-20 CAPITAL BUDGET

(dollars in thousands)

Strategic Area / Department	-----2019-20-----							19-20 Total	Future	Projected Total Cost
	Prior Years	Bonds	State	Federal	Gas Tax	Other				
<b>Public Safety</b>										
<b><u>Corrections and Rehabilitation</u></b>										
COMMUNICATIONS INFRASTRUCTURE EXPANSION	476	500	0	0	0	0	500	324	1,300	
INFRASTRUCTURE IMPROVEMENTS - EXTERIOR SEALING (PHASE I) - WOMEN'S DETENTION CENTER, TURNER GUILFORD KNIGHT, AND METRO WEST	430	66	0	0	0	0	66	0	496	
INFRASTRUCTURE IMPROVEMENTS - KITCHEN EQUIPMENT REPLACEMENT	1,315	0	0	0	0	83	83	0	1,398	
INFRASTRUCTURE IMPROVEMENTS - KROME DETENTION CENTER	1,779	0	0	0	0	0	0	58,971	60,750	
INFRASTRUCTURE IMPROVEMENTS - METRO WEST DETENTION CENTER - AIR HANDLERS	94	500	0	0	0	0	500	106	700	
INFRASTRUCTURE IMPROVEMENTS - METRO WEST DETENTION CENTER - ELEVATOR REFURBISHMENT	0	750	0	0	0	0	750	750	1,500	
INFRASTRUCTURE IMPROVEMENTS - METRO WEST DETENTION CENTER - EXTERIOR MECHANICAL ROOM DOORS	0	250	0	0	0	0	250	0	250	
INFRASTRUCTURE IMPROVEMENTS - METRO WEST DETENTION CENTER - FACILITY ROOF REPLACEMENTS	713	1,837	0	0	0	0	1,837	0	2,550	
INFRASTRUCTURE IMPROVEMENTS - METRO WEST DETENTION CENTER - GENERATORS	839	161	0	0	0	0	161	0	1,000	
INFRASTRUCTURE IMPROVEMENTS - METRO WEST DETENTION CENTER - INMATE HOUSING IMPROVEMENT	3,274	981	0	0	0	0	981	0	4,255	
INFRASTRUCTURE IMPROVEMENTS - METRO WEST DETENTION CENTER - REPLACE HOUSING UNIT SECURITY WINDOWS (PHASE 2)	1,323	51	0	0	0	0	51	0	1,374	
INFRASTRUCTURE IMPROVEMENTS - PRE-TRIAL DETENTION CENTER - RENOVATION	17,185	3,300	0	0	0	0	3,300	26,515	47,000	
INFRASTRUCTURE IMPROVEMENTS - TURNER GUILFORD KNIGHT CORRECTIONAL FACILITY - 2ND FLOOR ENCLOSURE	45	0	0	0	0	49	49	0	94	
INFRASTRUCTURE IMPROVEMENTS - TURNER GUILFORD KNIGHT CORRECTIONAL FACILITY - AIR HANDLERS	70	500	0	0	0	0	500	130	700	
INFRASTRUCTURE IMPROVEMENTS - TURNER GUILFORD KNIGHT CORRECTIONAL FACILITY - FACILITY ROOF REPLACEMENTS	3,715	585	0	0	0	0	585	0	4,300	
INFRASTRUCTURE IMPROVEMENTS - TURNER GUILFORD KNIGHT CORRECTIONAL FACILITY - KITCHEN AIR CONDITIONING INSTALLATION	3,492	0	0	0	0	31	31	0	3,523	
INFRASTRUCTURE IMPROVEMENTS - TURNER GUILFORD KNIGHT CORRECTIONAL FACILITY - NEW BOILERS AND HOLDING TANKS	0	250	0	0	0	0	250	0	250	
INFRASTRUCTURE IMPROVEMENTS - TURNER GUILFORD KNIGHT CORRECTIONAL FACILITY - RECREATION YARD STORE FRONTS	1	250	0	0	0	0	250	249	500	
INFRASTRUCTURE IMPROVEMENTS - TURNER GUILFORD KNIGHT CORRECTIONAL FACILITY - ROOF TOP SECURITY MODIFICATION	106	0	0	0	0	24	24	0	130	
<b>Department Total</b>	<b>34,857</b>	<b>9,981</b>	<b>0</b>	<b>0</b>	<b>0</b>	<b>187</b>	<b>10,168</b>	<b>87,045</b>	<b>132,070</b>	

## APPENDIX J: 2019-20 CAPITAL BUDGET

(dollars in thousands)

Strategic Area / Department	-----2019-20-----							19-20 Total	Future	Projected Total Cost
	Prior Years	Bonds	State	Federal	Gas Tax	Other				
<b><u>Fire Rescue</u></b>										
AIR RESCUE - HELICOPTER FLEET REPLACEMENT	0	68,000	0	0	0	0	68,000	0	68,000	
FIRE RESCUE - HEADQUARTERS STRUCTURAL REHABILITATION	0	0	0	642	0	214	856	0	856	
FIRE RESCUE - INFRASTRUCTURE IMPROVEMENT PROGRAM	0	0	0	0	0	1,500	1,500	138,580	140,080	
FIRE RESCUE - MISCELLANEOUS CAPITAL PROJECTS	11,409	0	0	0	0	5,000	5,000	15,000	31,409	
FIRE RESCUE - REPLACE 50' FIREBOATS	0	0	0	1,600	0	2,000	3,600	0	3,600	
FIRE RESCUE - STATION 18 (NORTH MIAMI)	1,250	0	0	0	0	1,276	1,276	4,992	7,518	
FIRE RESCUE - STATION 24 (MIAMI EXECUTIVE AIRPORT)	1,268	0	0	0	0	62	62	0	1,330	
FIRE RESCUE - STATION 25 (HANGAR AT OPA-LOCKA AIRPORT)	898	0	0	0	0	142	142	0	1,040	
FIRE RESCUE - STATION 27 (NORTH BAY VILLAGE)	0	0	0	0	0	250	250	4,000	4,250	
FIRE RESCUE - STATION 29 (SWEETWATER)	2,870	1,704	212	0	0	652	2,568	0	5,438	
FIRE RESCUE - STATION 41 (WESTWOOD LAKE)	1,225	0	0	0	0	125	125	0	1,350	
FIRE RESCUE - STATION 51 (HONEY HILL)	70	0	0	0	0	70	70	0	140	
FIRE RESCUE - STATION 67 (ARCOLA)	0	0	0	0	0	0	0	5,898	5,898	
FIRE RESCUE - STATION 68 (DOLPHIN)	2,523	0	0	0	0	1,462	1,462	3,000	6,985	
FIRE RESCUE - STATION 71 (EUREKA)	500	0	0	0	0	1,276	1,276	4,992	6,768	
FIRE RESCUE - STATION 72 (FLORIDA CITY)	500	0	0	0	0	125	125	6,143	6,768	
FIRE RESCUE - STATION 73 (FIREBOAT) TEMPORARY RELOCATION	0	0	0	0	0	200	200	0	200	
FIRE RESCUE - STATION 74 (PALMETTO BAY SOUTH)	0	0	0	0	0	0	0	5,898	5,898	
FIRE RESCUE - STATION 75 (BEACON LAKES)	2,439	0	0	0	0	0	0	6,200	8,639	
FIRE RESCUE - STATION 79 (AMERICAN DREAM MALL)	0	0	0	0	0	0	0	7,218	7,218	
FIRE RESCUE - STATION 80 (GRAHAM DEVELOPMENT)	0	0	0	0	0	0	0	7,218	7,218	
FIRE RESCUE - UHF RADIO SYSTEM UPDATE	7,750	7,750	0	0	0	0	7,750	0	15,500	
OCEAN RESCUE - FACILITY IMPROVEMENTS (BUILDING BETTER COMMUNITIES BOND PROGRAM)	820	680	0	0	0	0	680	0	1,500	
OCEAN RESCUE - LIFEGUARD TOWER REPLACEMENTS	50	0	0	0	0	200	200	950	1,200	
REPLACE - GENERATORS	500	0	0	0	0	2,200	2,200	0	2,700	
<b>Department Total</b>	<b>34,072</b>	<b>78,134</b>	<b>212</b>	<b>2,242</b>	<b>0</b>	<b>16,754</b>	<b>97,342</b>	<b>210,089</b>	<b>341,503</b>	
<b><u>Information Technology</u></b>										
COMPUTER-AIDED DISPATCH (CAD) - REPLACEMENT	0	8,138	0	0	0	0	8,138	19,253	27,391	
CRIMINAL JUSTICE INFORMATION SYSTEM (CJIS) - IMPLEMENTATION	0	8,396	0	0	0	0	8,396	47,059	55,455	
DEPLOYMENT OF 800 MHZ PUBLIC SAFETY RADIO SITES	1,155	0	0	0	0	1,972	1,972	5,140	8,267	
<b>Department Total</b>	<b>1,155</b>	<b>16,534</b>	<b>0</b>	<b>0</b>	<b>0</b>	<b>1,972</b>	<b>18,506</b>	<b>71,452</b>	<b>91,113</b>	
<b><u>Internal Services</u></b>										
INFRASTRUCTURE IMPROVEMENTS - INTEGRATED COMMAND FACILITY BUILD OUT SECURITY OPERATIONS	0	50	0	0	0	0	50	550	600	
INFRASTRUCTURE IMPROVEMENTS - NORTH DADE JUSTICE FACILITY REFURBISHMENT	219	170	0	0	0	0	170	111	500	
<b>Department Total</b>	<b>219</b>	<b>220</b>	<b>0</b>	<b>0</b>	<b>0</b>	<b>0</b>	<b>220</b>	<b>661</b>	<b>1,100</b>	

## APPENDIX J: 2019-20 CAPITAL BUDGET

(dollars in thousands)

Strategic Area / Department	-----2019-20-----						19-20 Total	Future	Projected Total Cost
	Prior Years	Bonds	State	Federal	Gas Tax	Other			
<b>Judicial Administration</b>									
ADDITIONAL COURTROOMS AND ADMINISTRATION FACILITIES (BUILDING BETTER COMMUNITIES BOND PROGRAM)	2,651	300	0	0	0	0	300	44,127	47,078
COURT FACILITIES REPAIRS AND RENOVATIONS	0	0	0	0	0	500	500	0	500
INFRASTRUCTURE IMPROVEMENTS - MIAMI-DADE COUNTY COURTHOUSE EMERGENCY CAPITAL REPAIRS	2,463	5,803	0	0	0	0	5,803	21,734	30,000
INFRASTRUCTURE IMPROVEMENTS - MIAMI-DADE COUNTY COURTHOUSE FACILITY REFURBISHMENT	100	350	0	0	0	0	350	350	800
INFRASTRUCTURE IMPROVEMENTS - MIAMI-DADE COUNTY COURTHOUSE REFURBISH EMERGENCY SYSTEMS	574	100	0	0	0	0	100	126	800
INFRASTRUCTURE IMPROVEMENTS - RICHARD E. GERSTEIN JUSTICE BUILDING ELEVATOR ADDITION AND VARIOUS UPGRADES	39	75	0	0	0	0	75	2,886	3,000
INFRASTRUCTURE IMPROVEMENTS - RICHARD E. GERSTEIN JUSTICE BUILDING HEATING, VENTILATION, AND AIR CONDITIONING (HVAC) REPAIRS	1,689	188	0	0	0	0	188	2,023	3,900
INFRASTRUCTURE IMPROVEMENTS - RICHARD E. GERSTEIN JUSTICE BUILDING MODERNIZE SECURITY AND ELEVATOR SYSTEMS	50	50	0	0	0	0	50	1,700	1,800
JOSEPH CALEB - PARKING GARAGE/TOWER COURTROOM RENOVATIONS	29,948	1,011	0	0	0	149	1,160	0	31,108
MENTAL HEALTH DIVERSION FACILITY (BUILDING BETTER COMMUNITIES BOND PROGRAM)	14,497	26,017	0	0	0	0	26,017	1,586	42,100
MIAMI-DADE COUNTY COURTHOUSE - FACADE RESTORATION PROJECT	27,720	0	0	0	0	0	0	5,380	33,100
<b>Department Total</b>	<b>79,731</b>	<b>33,894</b>	<b>0</b>	<b>0</b>	<b>0</b>	<b>649</b>	<b>34,543</b>	<b>79,912</b>	<b>194,186</b>
<b>Medical Examiner</b>									
IMAGE PROCESSING ROOMS	30	0	0	0	0	36	36	0	66
INFRASTRUCTURE IMPROVEMENTS - MEDICAL EXAMINER FACILITY-WIDE IMPROVEMENTS	0	0	0	0	0	300	300	892	1,192
LIQUID CHROMATOGRAPH TANDEM MASS SPECTROMETER	0	0	0	350	0	0	350	0	350
MEDICAL EXAMINER (BUILDING BETTER COMMUNITIES BOND PROGRAM)	3,570	50	0	0	0	0	50	23	3,643
<b>Department Total</b>	<b>3,600</b>	<b>50</b>	<b>0</b>	<b>350</b>	<b>0</b>	<b>336</b>	<b>736</b>	<b>915</b>	<b>5,251</b>
<b>Non-Departmental</b>									
DEBT SERVICE - CORRECTIONS FIRE SYSTEMS PHASE 4 (CAPITAL ASSET SERIES 2016B)	0	0	0	0	0	716	716	0	716
DEBT SERVICE - DADE COUNTY COURTHOUSE FACADE REPAIR (CAPITAL ASSET SERIES 2013B)	0	0	0	0	0	818	818	0	818
DEBT SERVICE - DADE COUNTY COURTHOUSE FACADE REPAIR (CAPITAL ASSET SERIES 2016B)	0	0	0	0	0	27	27	0	27
DEBT SERVICE - FIRE BOAT (SUNSHINE STATE 2011A)	0	0	0	0	0	92	92	0	92
DEBT SERVICE - FIRE UHF RADIO SYSTEM (CAPITAL ASSET SERIES 2013B)	0	0	0	0	0	1,089	1,089	0	1,089
DEBT SERVICE - FIRE UHF RADIO SYSTEM (CAPITAL LEASE SERIES 2018)	0	0	0	0	0	3,893	3,893	0	3,893
DEBT SERVICE - HELICOPTER	0	0	0	0	0	2,729	2,729	0	2,729
DEBT SERVICE - NARROWBANDING	0	0	0	0	0	5,189	5,189	0	5,189
HIALEAH COURTHOUSE ANNUAL EQUIPMENT AND MAINTENANCE	0	0	0	0	0	500	500	0	500
WORK FORCE SCHEDULING SOLUTION	550	0	0	0	0	380	380	0	930
<b>Department Total</b>	<b>550</b>	<b>0</b>	<b>0</b>	<b>0</b>	<b>0</b>	<b>15,433</b>	<b>15,433</b>	<b>0</b>	<b>15,983</b>

## APPENDIX J: 2019-20 CAPITAL BUDGET

(dollars in thousands)

Strategic Area / Department	-----2019-20-----						19-20 Total	Future	Projected Total Cost
	Prior Years	Bonds	State	Federal	Gas Tax	Other			
<b>Police</b>									
CIVIL PROCESS AUTOMATION	930	0	0	0	0	756	756	0	1,686
CONFERENCE/TRAINING ROOMS - UPGRADES AT VARIOUS POLICE FACILITIES (PHASE 2)	186	0	0	0	0	64	64	0	250
HEADQUARTERS MEDIA AND MEETING ROOM RENOVATION	181	0	0	0	0	610	610	279	1,070
INFRASTRUCTURE IMPROVEMENTS - ELECTRICAL PANELS AT HEADQUARTERS AND TRAINING BUREAU	239	0	0	0	0	61	61	0	300
INFRASTRUCTURE IMPROVEMENTS - INTERVIEW ROOMS (PHASE 2)	195	0	0	0	0	125	125	0	320
INFRASTRUCTURE IMPROVEMENTS - KEYLESS ENTRY (CARD ACCESS) SYSTEMS AT VARIOUS POLICE FACILITIES	350	0	0	0	0	100	100	0	450
INFRASTRUCTURE IMPROVEMENTS - MIAMI-DADE PUBLIC SAFETY TRAINING INSTITUTE	8,859	500	0	0	0	500	1,000	0	9,859
INFRASTRUCTURE IMPROVEMENTS - MIAMI-DADE PUBLIC SAFETY TRAINING INSTITUTE - POOL FACILITY REPAIRS	375	95	0	0	0	0	95	0	470
INFRASTRUCTURE IMPROVEMENTS - POLICE FACILITIES SYSTEMWIDE	0	0	0	0	0	4,300	4,300	69,900	74,200
INFRASTRUCTURE IMPROVEMENTS - ROOF REPAIRS/REPLACEMENTS AT VARIOUS DISTRICTS/FACILITIES	300	0	0	0	0	300	300	0	600
LABORATORY INFORMATION MANAGEMENT SYSTEM (LIMS) - RELATED SUBSYSTEMS	1,565	0	0	0	0	1,335	1,335	0	2,900
LAW ENFORCEMENT RECORDS MANAGEMENT SYSTEM (LERMS)	0	0	0	0	0	0	0	10,493	10,493
LONG DISTANCE FIREARM RANGE - RANGE TOWER AND TARGET SYSTEMS	451	0	0	0	0	400	400	0	851
NEIGHBORHOOD SAFETY INITIATIVE (NSI)	1,310	0	0	0	0	1,840	1,840	3,750	6,900
NEW DISTRICT STATION - EUREKA - LAND PURCHASE	250	0	0	0	0	250	250	250	750
POLICE EQUIPMENT - PORTABLE FORTS	0	0	0	0	0	330	330	0	330
POLICE FLEET VEHICLE - ARMORED MEDICAL RESPONSE VEHICLE	0	0	0	160	0	143	303	0	303
PREDICTIVE POLICING SOFTWARE	0	0	0	0	0	400	400	0	400
PROPERTY AND EVIDENCE BUREAU IMPROVEMENTS	40	0	154	0	0	0	154	0	194
REAL TIME CRIME CENTER (RTCC) - RELATED SYSTEMS	1,125	0	0	0	0	35	35	0	1,160
SHAREPOINT PLATFORM - UPGRADE	0	0	0	0	0	1,118	1,118	0	1,118
SOCIAL MEDIA ANALYTICS SOFTWARE	0	0	0	0	0	595	595	0	595
VOICE OVER INTERNET PROTOCOL (VOIP) - COMMUNICATIONS BUREAU	700	0	0	0	0	188	626	0	1,326
<b>Department Total</b>	17,056	595	154	160	0	13,450	14,797	84,672	116,525
<b>Strategic Area Total</b>	171,240	139,408	366	2,752	0	48,781	191,745	534,746	897,731

## APPENDIX J: 2019-20 CAPITAL BUDGET

(dollars in thousands)

Strategic Area / Department	-----2019-20-----						19-20 Total	Future	Projected Total Cost
	Prior Years	Bonds	State	Federal	Gas Tax	Other			
<b>Transportation and Mobility</b>									
<b><u>Parks, Recreation and Open Spaces</u></b>									
BICYCLE PROJECT - BASCULE GRATES (STUDY, GRADING, BALANCES)	250	0	0	0	0	200	200	200	650
BICYCLE PROJECT - RICKENBACKER CAUSEWAY	1,245	0	0	0	0	1,000	1,000	5,350	7,595
BICYCLE PROJECT - RICKENBACKER CAUSEWAY TOLL PLAZA PHASE 2	450	0	0	0	0	150	150	0	600
BICYCLE PROJECT - RICKENBACKER CAUSEWAY TRAFFIC STUDY	50	0	0	0	0	50	50	100	200
BICYCLE PROJECT - VENETIAN CAUSEWAY	100	0	0	0	0	50	50	200	350
BICYCLE PROJECT - VIRGINIA KEY PARKING LOT ENTRANCE	200	0	0	0	0	200	200	0	400
RICKENBACKER CAUSEWAY - BEAR CUT BRIDGE AND WEST BRIDGE (STUDY)	500	0	0	0	0	2,500	2,500	2,000	5,000
RICKENBACKER CAUSEWAY - BRIDGE SCOUR STUDY AND REPAIR	1,500	0	0	0	0	200	200	200	1,900
RICKENBACKER CAUSEWAY - ENTRYWAY GANTRY	0	0	0	0	0	0	0	1,300	1,300
RICKENBACKER CAUSEWAY - HOBIE NORTH SIDE BARRIER	400	0	2,000	0	0	6,000	8,000	1,000	9,400
RICKENBACKER CAUSEWAY - INFRASTRUCTURE IMPROVEMENTS	400	0	0	0	0	400	400	400	1,200
RICKENBACKER CAUSEWAY - WILLIAM POWELL BRIDGE - JOINTS, FENDERS & NAV LIGHTS	4,100	0	0	0	0	300	300	0	4,400
RICKENBACKER CAUSEWAY FOR WEST AND BEAR CUT BRIDGES	0	0	0	0	0	0	0	6,500	6,500
VENETIAN BRIDGE - PLANNING AND DESIGN	938	850	1,000	0	0	0	1,850	1,553	4,341
VENETIAN CAUSEWAY - BRIDGE REPLACEMENT MATCHING FUNDS	1,500	0	0	0	0	2,000	2,000	16,000	19,500
VENETIAN CAUSEWAY - INFRASTRUCTURE IMPROVEMENTS	300	0	0	0	0	300	300	300	900
<b>Department Total</b>	<b>11,933</b>	<b>850</b>	<b>3,000</b>	<b>0</b>	<b>0</b>	<b>13,350</b>	<b>17,200</b>	<b>35,103</b>	<b>64,236</b>

## APPENDIX J: 2019-20 CAPITAL BUDGET

(dollars in thousands)

Strategic Area / Department	-----2019-20-----						19-20 Total	Future	Projected Total Cost
	Prior Years	Bonds	State	Federal	Gas Tax	Other			
<b>Transportation and Public Works</b>									
ADVANCED TRAFFIC MANAGEMENT SYSTEM (ATMS) - PHASE 3	79,442	4,448	4,092	0	0	39,236	47,776	148,898	276,116
ARTERIAL ROADS - COUNTYWIDE	51,314	7,665	0	0	0	7,168	18,887	49,695	119,896
BASCULE BRIDGE (NW 22 AVE) OVER THE MIAMI RIVER - RENOVATION	0	120	0	0	0	0	120	880	1,000
BEACH EXPRESS SOUTH	0	119	119	0	0	0	238	9,362	9,600
BIKE PATH - WEST DIXIE HIGHWAY FROM IVES DAIRY ROAD TO MIAMI GARDENS DRIVE	0	0	0	0	0	0	0	120	120
BIKE PATHS - COMMISSION DISTRICT 10	371	0	0	0	0	0	0	329	700
BRIDGE REHABILITATION - COUNTYWIDE IMPROVEMENTS	14,044	0	0	0	749	4,042	4,791	24,774	43,609
BUS AND BUS FACILITIES	5,713	1,159	0	0	0	0	1,159	14,600	21,472
BUS ENHANCEMENTS	54,063	3,852	3,397	2,928	0	0	10,177	10,788	75,028
BUS RELATED PROJECTS	220,014	184,767	1,867	23,580	0	0	210,214	153,761	583,989
BUS TRACKER AND AUTOMATIC VEHICLE LOCATING SYSTEM UPGRADE (CAD/AVL)	17,936	131	0	0	0	0	131	579	18,646
DADELAND SOUTH INTERMODAL STATION	1,906	17,500	0	0	0	0	17,500	31,106	50,512
EMERGENCY BACKUP GENERATORS	0	0	0	1,000	0	0	1,000	0	1,000
FARE COLLECTION EQUIPMENT PROJECTS	79,076	862	0	0	0	0	862	1,502	81,440
FEDERALLY FUNDED PROJECTS	96,264	0	500	81,596	19,962	0	102,058	645,721	844,043
GOLDEN GLADES BIKE AND PEDESTRIAN CONNECTOR - SUNSHINE STATION	0	1,000	6,618	0	0	5,619	13,237	14,223	27,460
HEAVY EQUIPMENT REPLACEMENT	2,554	3,000	0	0	0	0	3,000	0	5,554
INFRASTRUCTURE RENEWAL PLAN (IRP)	12,500	12,500	0	0	0	0	12,500	75,000	100,000
INTERSECTION IMPROVEMENTS - COUNTYWIDE	13,514	0	500	0	0	21,653	25,483	109,603	148,600
LEHMAN YARD	63,516	4,296	0	0	0	0	4,296	20,397	88,209
LEHMAN YARD - PERIMETER SECURITY FENCE	111	4,358	0	0	0	0	4,358	498	4,967
METROMOVER - IMPROVEMENT PROJECTS	9,406	36,875	0	7,000	0	0	43,875	95,498	148,779
METRORAIL - STATIONS AND SYSTEMS IMPROVEMENTS	25,097	26,675	288	0	0	0	26,963	137,670	189,730
METRORAIL - TRACK AND GUIDEWAY PROJECTS	62,192	26,000	0	0	0	0	26,000	94,517	182,709
METRORAIL - VEHICLE REPLACEMENT	271,493	80,711	0	0	0	0	80,711	33,609	385,813
METRORAIL AND METROMOVER PROJECTS	7,363	4,000	0	532	0	0	4,532	11,483	23,378
MIAMI RIVER GREENWAY	4,130	578	92	0	0	0	670	3,616	8,416
MISCELLANEOUS - COUNTYWIDE IMPROVEMENTS	44,176	0	0	0	8,605	6,534	15,489	53,384	113,049
PALMETTO INTERMODAL TERMINAL	14,375	3,098	3,097	0	0	0	6,195	0	20,570
PARK AND RIDE - TRANSIT PROJECTS	26,253	7,123	172	535	0	0	7,830	29,407	63,490
PARK AND RIDE - TRANSITWAY AT SW 168TH STREET	0	102	0	101	0	0	203	8,797	9,000
PEDESTRIAN BRIDGE OVER C-100 CANAL AT OLD CUTLER RD & SW 173 ST	70	395	0	0	0	0	395	335	800
RESURFACING - COUNTYWIDE IMPROVEMENTS	34,635	0	0	0	0	22,478	22,478	97,056	154,169
REVERSIBLE LANES - VARIOUS LOCATIONS COUNTYWIDE	710	0	0	0	0	536	536	0	1,246
RIGHTS-OF-WAY ACQUISITION - COUNTYWIDE	21,048	442	0	0	0	2,816	3,258	11,234	35,540
ROAD WIDENING - COUNTYWIDE	150,147	12,153	0	0	0	13,034	25,187	135,147	310,481

**APPENDIX J: 2019-20 CAPITAL BUDGET**  
(dollars in thousands)

Strategic Area / Department	-----2019-20-----						19-20 Total	Future	Projected Total Cost
	Prior Years	Bonds	State	Federal	Gas Tax	Other			
SAFETY IMPROVEMENTS - COUNTYWIDE	23,506	806	3,788	0	4,797	500	9,891	41,569	74,966
SAFETY PROJECTS	0	2,410	0	0	0	0	2,410	10,167	12,577
SONOVOID BRIDGE (SW 296 ST AND SW 160 AVE) OVER C-103 CANAL - REFURBISHMENT	48	0	0	0	0	0	0	52	100
SOUTH DADE TRANSIT WAY CORRIDOR	11,745	0	33,869	33,869	0	27,522	95,260	196,455	303,460
STRATEGIC MIAMI AREA RAPID TRANSIT PLAN (SMART) PHASE 1	16,424	430	1,340	600	0	6,842	9,212	5,279	30,915
THE UNDERLINE	10,985	184	5,716	170	0	9,382	15,452	10,823	37,260
TRAFFIC CONTROL DEVICES - SIGNALIZATION COUNTYWIDE	31,664	1,000	0	0	7,343	29,129	37,472	156,924	226,060
TRANSIT - SIGNAGE AND COMMUNICATION PROJECTS	8,800	5,937	0	2,606	0	0	8,543	9,837	27,180
VISION ZERO PROJECTS	0	484	0	0	0	0	484	8,760	9,244
<b>Department Total</b>	1,486,605	455,180	65,455	154,517	41,456	196,491	920,833	2,463,455	4,870,893
<b>Strategic Area Total</b>	1,498,538	456,030	68,455	154,517	41,456	209,841	938,033	2,498,558	4,935,129

## APPENDIX J: 2019-20 CAPITAL BUDGET

(dollars in thousands)

Strategic Area / Department	-----2019-20-----						19-20 Total	Future	Projected Total Cost
	Prior Years	Bonds	State	Federal	Gas Tax	Other			
<b>Recreation and Culture</b>									
<b><u>Cultural Affairs</u></b>									
COCONUT GROVE PLAYHOUSE	1,725	2,580	0	0	0	0	2,580	19,237	23,542
CUBAN MUSEUM (BUILDING BETTER COMMUNITIES BOND PROGRAM)	9,776	224	0	0	0	0	224	0	10,000
FLORIDA GRAND OPERA (BUILDING BETTER COMMUNITIES BOND PROGRAM)	0	200	0	0	0	0	200	4,800	5,000
HISTORY MIAMI MUSEUM (BUILDING BETTER COMMUNITIES BOND PROGRAM)	212	200	0	0	0	0	200	9,588	10,000
INFRASTRUCTURE IMPROVEMENTS - AFRICAN HERITAGE CULTURAL ARTS CENTER	1,874	390	100	0	0	209	1,251	0	3,125
INFRASTRUCTURE IMPROVEMENTS - CULTURAL FACILITIES SYSTEMWIDE	0	0	0	0	0	0	0	45,302	45,302
INFRASTRUCTURE IMPROVEMENTS - JOSEPH CALEB AUDITORIUM	1,000	800	250	0	0	0	1,050	1,450	3,500
INFRASTRUCTURE IMPROVEMENTS - MIAMI-DADE COUNTY AUDITORIUM	1,086	3,414	300	0	0	0	4,029	1,586	6,701
SOUTH MIAMI-DADE CULTURAL ARTS CENTER - CAFE BUILD OUT	0	0	0	0	0	0	500	0	500
VIZCAYA MUSEUM AND GARDENS - PHASE 2, 3, AND 4 (SCHEMATIC) (BUILDING BETTER COMMUNITIES BOND PROGRAM)	36,282	3,000	0	0	0	0	3,000	12,118	51,400
WESTCHESTER CULTURAL ARTS CENTER (BUILDING BETTER COMMUNITIES BOND PROGRAM)	1,055	2,060	0	0	0	0	2,060	4,885	8,000
WOLFSONIAN FLORIDA INTERNATIONAL UNIVERSITY (FIU) (BUILDING BETTER COMMUNITIES BOND PROGRAM)	0	250	0	0	0	0	250	9,750	10,000
<b>Department Total</b>	<b>53,010</b>	<b>13,118</b>	<b>650</b>	<b>0</b>	<b>0</b>	<b>209</b>	<b>15,344</b>	<b>108,716</b>	<b>177,070</b>
<b><u>Internal Services</u></b>									
INFRASTRUCTURE IMPROVEMENTS - CULTURAL PLAZA RENOVATION AND REHABILITATION	309	195	0	0	0	0	195	196	700
<b>Department Total</b>	<b>309</b>	<b>195</b>	<b>0</b>	<b>0</b>	<b>0</b>	<b>0</b>	<b>195</b>	<b>196</b>	<b>700</b>

## APPENDIX J: 2019-20 CAPITAL BUDGET

(dollars in thousands)

Strategic Area / Department	-----2019-20-----						19-20 Total	Future	Projected Total Cost
	Prior Years	Bonds	State	Federal	Gas Tax	Other			
<b>Library</b>									
ALLAPATTAH BRANCH LIBRARY	912	9	0	0	0	42	51	0	963
ARCOLA LAKES BRANCH LIBRARY	0	0	0	0	0	150	150	0	150
CHUCK PEZOLDT - REPLACEMENT FOR COUNTRY WALK BRANCH	304	0	0	0	0	0	0	2,551	2,855
CIVIC CENTER BRANCH LIBRARY	0	0	0	0	0	200	200	300	500
COCONUT GROVE BRANCH LIBRARY	277	0	0	0	0	300	300	0	577
CORAL GABLES BRANCH LIBRARY	903	0	0	0	0	2,213	2,213	797	3,913
CULMER/OVERTOWN BRANCH LIBRARY	297	0	0	0	0	0	0	29	326
DORAL BRANCH - REPLACEMENT FOR STOREFRONT LIBRARY	347	4,767	0	0	0	864	5,631	4,063	10,041
HIALEAH GARDENS BRANCH - REPLACEMENT FOR STOREFRONT LIBRARY	4,824	5,510	0	0	0	0	5,510	0	10,334
KILLIAN BRANCH LIBRARY	1,380	0	0	0	0	0	0	8,986	10,366
LEMON CITY BRANCH LIBRARY	232	75	0	0	0	0	75	0	307
LITTLE RIVER BRANCH - REPLACEMENT LIBRARY	2,048	0	0	0	0	0	0	495	2,543
MAIN BRANCH LIBRARY AND CULTURAL CENTER PLAZA	947	818	0	0	0	294	1,112	640	2,699
MIAMI LAKES BRANCH LIBRARY	0	0	0	0	0	300	300	900	1,200
MISCELLANEOUS SYSTEMWIDE LIBRARY CAPITAL	772	0	0	0	0	4,366	4,366	0	5,138
MODEL CITY BRANCH LIBRARY	100	0	0	0	0	375	375	0	475
NARANJA BRANCH LIBRARY	0	0	0	0	0	300	300	0	300
NORTH CENTRAL BRANCH LIBRARY	370	250	0	0	0	0	250	0	620
NORTH DADE REGIONAL LIBRARY	3,100	0	0	0	0	284	284	0	3,384
NORTH SHORE BRANCH LIBRARY	2	247	0	0	0	0	247	106	355
PINECREST BRANCH LIBRARY	0	0	0	0	0	300	300	0	300
SOUTH DADE REGIONAL LIBRARY - HVAC REPLACEMENT	1,572	206	0	0	0	328	534	0	2,106
SOUTH DADE REGIONAL LIBRARY - MISCELLANEOUS REPAIRS	205	0	0	0	0	1,000	1,000	0	1,205
TAMIAMI BRANCH LIBRARY	490	0	0	0	0	530	530	0	1,020
WEST DADE REGIONAL LIBRARY	809	310	0	0	0	801	1,111	0	1,920
WEST DADE REGIONAL LIBRARY - WESTCHESTER HEALTH AND WELLNESS	120	880	0	0	0	0	880	0	1,000
WEST KENDALL REGIONAL LIBRARY	1,406	0	0	0	0	531	531	0	1,937
<b>Department Total</b>	<b>21,417</b>	<b>13,072</b>	<b>0</b>	<b>0</b>	<b>0</b>	<b>13,178</b>	<b>26,250</b>	<b>18,867</b>	<b>66,534</b>

## APPENDIX J: 2019-20 CAPITAL BUDGET

(dollars in thousands)

Strategic Area / Department	-----2019-20-----						19-20 Total	Future	Projected Total Cost
	Prior Years	Bonds	State	Federal	Gas Tax	Other			
<b><u>Non-Departmental</u></b>									
BASEBALL - CAPITAL RESERVE FUND (PER AGREEMENT)	0	0	0	0	0	0	750	0	750
DEBT SERVICE - BALLPARK STADIUM PROJECT (CAPITAL ASSET SERIES 2011A)	0	0	0	0	0	2,509	2,509	0	2,509
DEBT SERVICE - GOLF CLUB OF MIAMI (CAPITAL ASSET SERIES 2013B)	0	0	0	0	0	253	253	0	253
DEBT SERVICE - GOLF CLUB OF MIAMI (CAPITAL ASSET SERIES 2016B)	0	0	0	0	0	10	10	0	10
DEBT SERVICE - PARK IMPROVEMENTS (CAPITAL ASSET SERIES 2016A)	0	0	0	0	0	307	307	0	307
MUNICIPAL PROJECTS - CULTURAL, LIBRARY, AND MULTICULTURAL EDUCATIONAL FACILITIES (BUILDING BETTER COMMUNITIES BOND PROGRAM)	26,952	7,000	0	0	0	0	7,000	10,009	43,961
MUNICIPAL PROJECTS - PARK AND RECREATION FACILITIES (BUILDING BETTER COMMUNITIES BOND PROGRAM)	105,760	2,963	0	0	0	0	2,963	6,844	115,567
<b>Department Total</b>	<b>132,712</b>	<b>9,963</b>	<b>0</b>	<b>0</b>	<b>0</b>	<b>3,079</b>	<b>13,792</b>	<b>16,853</b>	<b>163,357</b>

## APPENDIX J: 2019-20 CAPITAL BUDGET

(dollars in thousands)

Strategic Area / Department	-----2019-20-----						19-20 Total	Future	Projected Total Cost
	Prior Years	Bonds	State	Federal	Gas Tax	Other			
<b><u>Parks, Recreation and Open Spaces</u></b>									
A.D. BARNES PARK (BUILDING BETTER COMMUNITIES BOND PROGRAM)	1,748	1,000	0	0	0	0	1,000	1,252	4,000
ADA ACCESSIBILITY IMPROVEMENTS - AMELIA EARHART PARK	155	66	0	0	0	0	66	0	221
ADA ACCESSIBILITY IMPROVEMENTS - BLACK POINT PARK	164	34	0	0	0	0	34	0	198
ADA ACCESSIBILITY IMPROVEMENTS - CRANDON PARK	151	184	0	0	0	0	184	0	335
ADA ACCESSIBILITY IMPROVEMENTS - HAULOVER PARK	216	82	0	0	0	0	82	0	298
ADA ACCESSIBILITY IMPROVEMENTS - LARRY AND PENNY THOMPSON PARK	196	87	0	0	0	0	87	0	283
ADA ACCESSIBILITY IMPROVEMENTS - MATHESON HAMMOCK PARK	152	60	0	0	0	0	60	0	212
ADA ACCESSIBILITY IMPROVEMENTS - TAMiami PARK	242	132	0	0	0	0	132	0	374
ADA ACCESSIBILITY IMPROVEMENTS - TROPICAL PARK	246	62	0	0	0	0	62	0	308
AMELIA EARHART PARK (BUILDING BETTER COMMUNITIES BOND PROGRAM)	5,823	739	0	0	0	0	739	16,438	23,000
ARCOLA LAKES PARK (BUILDING BETTER COMMUNITIES BOND PROGRAM)	5,815	185	0	0	0	0	185	0	6,000
BIKE PATH - IMPROVEMENTS ALONG SFWMD CANALS (BUILDING BETTER COMMUNITIES BOND PROGRAM)	677	202	100	0	0	0	302	1,021	2,000
BIKE PATH - IMPROVEMENTS ON SNAKE CREEK BRIDGE (BUILDING BETTER COMMUNITIES BOND PROGRAM)	240	100	0	0	0	0	100	960	1,300
BIKE PATH - IMPROVEMENTS ON SNAPPER CREEK TRAIL (BUILDING BETTER COMMUNITIES BOND PROGRAM)	50	50	116	0	0	0	166	1,664	1,880
BIKE PATH - LUDLAM	37,187	400	0	0	0	0	400	75,815	113,402
BISCAYNE SHORES AND GARDENS - COMMUNITY CENTER (BUILDING BETTER COMMUNITIES BOND PROGRAM)	798	702	0	0	0	0	702	0	1,500
BISCAYNE SHORES AND GARDENS PARK (BUILDING BETTER COMMUNITIES BOND PROGRAM)	1,246	254	0	0	0	0	254	0	1,500
CAMP MATECUMBE (BUILDING BETTER COMMUNITIES BOND PROGRAM)	2,963	916	0	0	0	0	916	2,121	6,000
CHAPMAN FIELD PARK (BUILDING BETTER COMMUNITIES BOND PROGRAM)	1,966	1,218	0	0	0	0	1,218	1,816	5,000
CHARLES DEERING ESTATE (BUILDING BETTER COMMUNITIES BOND PROGRAM)	3,929	386	0	0	0	0	386	0	4,315
CHUCK PEZOLDT PARK	455	1,500	0	0	0	0	1,500	4,066	6,021
COMMUNITY DEVELOPMENT BLOCK GRANT (CDBG) PARK CAPITAL IMPROVEMENTS	421	0	0	297	0	0	297	0	718
CRANDON PARK (BUILDING BETTER COMMUNITIES BOND PROGRAM)	16,310	1,031	0	0	0	500	1,531	8,712	26,553
EDEN LAKES PARK (BUILDING BETTER COMMUNITIES BOND PROGRAM)	1,067	100	0	0	0	0	100	333	1,500
ENVIRONMENTAL REMEDIATION - BROTHERS TO THE RESCUE	75	0	0	0	0	1,475	1,475	0	1,550
ENVIRONMENTAL REMEDIATION - CONTINENTAL PARK	393	0	0	0	0	2,532	2,532	0	2,925
ENVIRONMENTAL REMEDIATION - DEVON AIRE PARK	375	0	0	0	0	1,200	1,200	3,600	5,175
ENVIRONMENTAL REMEDIATION - MILLERS POND PARK	160	141	0	0	0	1,400	1,541	0	1,701
ENVIRONMENTAL REMEDIATION - MODELLO PARK	1,250	0	0	0	0	1,525	1,525	0	2,775
GREENWAYS AND TRAILS - COMMISSION DISTRICT 1 (BUILDING BETTER COMMUNITIES BOND PROGRAM) (PROJ #51)	5,118	150	0	0	0	0	150	0	5,268
GREENWAYS AND TRAILS - COMMISSION DISTRICT 9 (BUILDING BETTER COMMUNITIES BOND PROGRAM) (PROJ #51)	3,758	1,100	0	0	0	0	1,100	1,030	5,888
GREYNOLDS PARK (BUILDING BETTER COMMUNITIES BOND PROGRAM)	6,636	364	0	0	0	0	364	0	7,000

## APPENDIX J: 2019-20 CAPITAL BUDGET

(dollars in thousands)

Strategic Area / Department	-----2019-20-----						19-20 Total	Future	Projected Total Cost
	Prior Years	Bonds	State	Federal	Gas Tax	Other			
GWEN CHERRY PARK & GOULDS PARK - SYNTHETIC TURF - NFL LEGACY PROJECT	1,050	0	0	0	0	1,038	1,038	0	2,088
HAULOVER PARK (BUILDING BETTER COMMUNITIES BOND PROGRAM)	11,739	1,100	0	0	0	0	1,100	10,161	23,000
HOMESTEAD AIR RESERVE PARK (BUILDING BETTER COMMUNITIES BOND PROGRAM)	1,708	500	0	0	0	0	500	10,849	13,057
INFRASTRUCTURE IMPROVEMENTS - BEACH MAINTENANCE FACILITY (BUILDING BETTER COMMUNITIES BOND PROGRAM)	20	200	0	0	0	0	200	4,780	5,000
INFRASTRUCTURE IMPROVEMENTS - FACILITIES SYSTEMWIDE	0	0	0	0	0	10,000	10,000	130,228	140,228
INFRASTRUCTURE IMPROVEMENTS - ZOO MIAMI - STRUCTURAL SAFETY AND SECURITY	290	0	0	0	0	0	100	0	390
IVES ESTATES DISTRICT PARK (BUILDING BETTER COMMUNITIES BOND PROGRAM)	2,331	1,500	0	0	0	0	1,500	8,869	12,700
KENDALL INDIAN HAMMOCKS PARK (BUILDING BETTER COMMUNITIES BOND PROGRAM)	4,807	360	0	0	0	0	360	2,733	7,900
KENDALL SOCCER PARK (BUILDING BETTER COMMUNITIES BOND PROGRAM)	3,670	330	0	0	0	0	330	0	4,000
LAGO MAR PARK (BUILDING BETTER COMMUNITIES BOND PROGRAM)	406	100	0	0	0	0	100	494	1,000
LAKE STEVENS PARK (BUILDING BETTER COMMUNITIES BOND PROGRAM)	0	500	0	0	0	0	500	1,800	2,300
LARRY AND PENNY THOMPSON PARK (BUILDING BETTER COMMUNITIES BOND PROGRAM)	1,923	600	0	0	0	0	600	4,027	6,550
LITTLE RIVER PARK	44	100	0	0	0	0	100	152	296
LIVE LIKE BELLA PARK (BUILDING BETTER COMMUNITIES BOND PROGRAM)	943	332	0	0	0	0	332	0	1,275
LOCAL PARK DEVELOPMENT - PARK BENEFIT DISTRICT (PBD) NO. 1	3,648	0	0	0	0	2,168	2,168	8,674	14,490
LOCAL PARK DEVELOPMENT - PARK BENEFIT DISTRICT (PBD) NO. 2	7,905	0	0	0	0	3,249	3,249	9,745	20,899
LOCAL PARK DEVELOPMENT - PARK BENEFIT DISTRICT (PBD) NO. 3	3,551	0	0	0	0	1,941	1,941	7,764	13,256
LOCAL PARKS - COMMISSION DISTRICT 02 (BUILDING BETTER COMMUNITIES BOND PROGRAM)	3,273	307	0	0	0	0	307	420	4,000
LOCAL PARKS - COMMISSION DISTRICT 04 (BUILDING BETTER COMMUNITIES BOND PROGRAM)	193	134	0	0	0	0	134	0	327
LOCAL PARKS - COMMISSION DISTRICT 10 (BUILDING BETTER COMMUNITIES BOND PROGRAM)	1,404	200	0	0	0	0	200	496	2,100
LOCAL PARKS - COMMISSION DISTRICT 11 (BUILDING BETTER COMMUNITIES BOND PROGRAM)	3,007	493	0	0	0	0	493	0	3,500
LOCAL PARKS - COMMISSION DISTRICT 13 (BUILDING BETTER COMMUNITIES BOND PROGRAM)	1,539	350	0	0	0	0	350	894	2,783
MARINA CAPITAL PLAN	6,479	0	2,586	0	0	1,164	3,750	4,374	14,603
MATHESON HAMMOCK - SEAWALL REPAIR	150	0	0	150	0	300	450	1,144	1,744
MATHESON HAMMOCK PARK (BUILDING BETTER COMMUNITIES BOND PROGRAM)	3,276	620	0	0	0	0	620	2,104	6,000
MEDSOUTH PARK (BUILDING BETTER COMMUNITIES BOND PROGRAM)	25	200	0	0	0	0	200	100	325
NORTH GLADE PARK (BUILDING BETTER COMMUNITIES BOND PROGRAM)	1,174	226	0	0	0	0	226	0	1,400
NORTH TRAIL PARK (BUILDING BETTER COMMUNITIES BOND PROGRAM)	1,570	1,100	0	0	0	0	1,100	2,489	5,159
OAK GROVE PARK (BUILDING BETTER COMMUNITIES BOND PROGRAM)	515	403	0	0	0	0	403	0	918
PARKS RECREATION MANAGEMENT SYSTEM	300	0	0	0	0	350	350	0	650
REDLAND FRUIT AND SPICE PARK (BUILDING BETTER COMMUNITIES BOND PROGRAM)	2,800	600	0	0	0	0	600	600	4,000

**APPENDIX J: 2019-20 CAPITAL BUDGET**

(dollars in thousands)

Strategic Area / Department	-----2019-20-----						19-20 Total	Future	Projected Total Cost
	Prior Years	Bonds	State	Federal	Gas Tax	Other			
RON EHMANN PARK	29	151	0	0	0	0	151	0	180
SHARMAN PARK (BUILDING BETTER COMMUNITIES BOND PROGRAM)	279	321	0	0	0	0	321	0	600
SOUTHRIDGE PARK (BUILDING BETTER COMMUNITIES BOND PROGRAM)	2,930	1,000	0	0	0	0	1,000	7,922	11,852
TAMIAMI PARK (BUILDING BETTER COMMUNITIES BOND PROGRAM)	2,363	650	0	0	0	0	650	4,987	8,000
TRAIL GLADES RANGE (BUILDING BETTER COMMUNITIES BOND PROGRAM)	8,755	20	0	0	0	0	20	325	9,100
TREE ISLANDS PARK (BUILDING BETTER COMMUNITIES BOND PROGRAM)	1,346	1,500	0	0	0	0	1,500	2,154	5,000
TROPICAL PARK (BUILDING BETTER COMMUNITIES BOND PROGRAM)	14,445	266	0	0	0	0	266	289	15,000
WELL WATER TREATMENT SYSTEM - CAMP OWAISSA BAUER	0	70	0	0	0	0	70	0	70
WEST KENDALL DISTRICT PARK (BUILDING BETTER COMMUNITIES BOND PROGRAM)	1,274	5,000	0	0	0	0	5,000	16,726	23,000
WILD LIME PARK (BUILDING BETTER COMMUNITIES BOND PROGRAM)	260	460	0	0	0	0	460	0	720
ZOO MIAMI - CONSTRUCTION OF PHASE 3 ZOOWIDE IMPROVEMENTS AND ENTRY (BUILDING BETTER COMMUNITIES BOND PROGRAM)	11,608	250	100	0	0	150	500	142	12,250
<b>Department Total</b>	213,011	31,188	2,902	447	0	28,992	63,629	364,270	640,910
<b>Strategic Area Total</b>	420,459	67,536	3,552	447	0	45,458	119,210	508,902	1,048,571

## APPENDIX J: 2019-20 CAPITAL BUDGET

(dollars in thousands)

Strategic Area / Department	-----2019-20-----						19-20 Total	Future	Projected Total Cost
	Prior Years	Bonds	State	Federal	Gas Tax	Other			
<b>Neighborhood and Infrastructure</b>									
<b><u>Animal Services</u></b>									
INFRASTRUCTURE IMPROVEMENTS - ANIMAL SERVICES FACILITIES SYSTEMWIDE	0	0	0	0	0	3,798	3,798	1,250	5,048
LIBERTY CITY SPAY/NEUTER CLINIC	3,858	586	0	0	0	0	586	0	4,444
<b>Department Total</b>	<b>3,858</b>	<b>586</b>	<b>0</b>	<b>0</b>	<b>0</b>	<b>3,798</b>	<b>4,384</b>	<b>1,250</b>	<b>9,492</b>
<b><u>Internal Services</u></b>									
INFRASTRUCTURE IMPROVEMENTS - ISD FACILITIES SYSTEMWIDE	0	0	0	0	0	20,000	20,000	160,108	180,108
<b>Department Total</b>	<b>0</b>	<b>0</b>	<b>0</b>	<b>0</b>	<b>0</b>	<b>20,000</b>	<b>20,000</b>	<b>160,108</b>	<b>180,108</b>
<b><u>Non-Departmental</u></b>									
DEBT SERVICE - ANIMAL SERVICES VEHICLES	0	0	0	0	0	72	72	0	72
DEBT SERVICE - ANIMAL SHELTER (CAPITAL ASSET SERIES 2016A)	0	0	0	0	0	812	812	0	812
DEBT SERVICE - PUBLIC SERVICE TAX BONDS (SERIES 2011)	0	0	0	0	0	1,150	1,150	0	1,150
FLAGLER STREET RECONSTRUCTION	0	3,000	0	0	0	0	3,000	7,170	10,170
MUNICIPAL PROJECTS - WATER, SEWER, AND FLOOD CONTROL SYSTEMS (BUILDING BETTER COMMUNITIES BOND PROGRAM)	43,584	2,363	0	0	0	0	2,363	5,219	51,166
QUALITY NEIGHBORHOOD IMPROVEMENT PROGRAM (QNIP)	12,720	9,420	0	0	0	0	9,420	0	22,140
<b>Department Total</b>	<b>56,304</b>	<b>14,783</b>	<b>0</b>	<b>0</b>	<b>0</b>	<b>2,034</b>	<b>16,817</b>	<b>12,389</b>	<b>85,510</b>
<b><u>Regulatory and Economic Resources</u></b>									
BEACH - EROSION MITIGATION AND RENOURISHMENT	106,386	100	1,483	48,875	0	3,000	53,458	73,628	233,472
BISCAYNE BAY - RESTORATION AND SHORELINE STABILIZATION	1,100	0	100	0	0	1,000	1,100	0	2,200
CANAL IMPROVEMENTS	2,170	0	0	0	0	6,000	6,000	17,485	25,655
ENVIRONMENTALLY ENDANGERED LANDS PROGRAM	32,545	2,500	0	0	0	500	3,000	7,655	43,200
PURCHASE DEVELOPMENT RIGHTS FUND (BUILDING BETTER COMMUNITIES BOND PROGRAM)	16,458	3,000	0	0	0	0	3,000	16,022	35,480
<b>Department Total</b>	<b>158,659</b>	<b>5,600</b>	<b>1,583</b>	<b>48,875</b>	<b>0</b>	<b>10,500</b>	<b>66,558</b>	<b>114,790</b>	<b>340,007</b>

## APPENDIX J: 2019-20 CAPITAL BUDGET

(dollars in thousands)

Strategic Area / Department	-----2019-20-----						19-20 Total	Future	Projected Total Cost
	Prior Years	Bonds	State	Federal	Gas Tax	Other			
<b><u>Solid Waste Management</u></b>									
40/50 YEAR BUILDING RECERTIFICATION	58	0	0	0	0	510	510	732	1,300
58 STREET HOME CHEMICAL COLLECTION CENTER	750	0	0	0	0	1,776	1,776	474	3,000
CENTRAL TRANSFER STATION - COMPACTOR REPLACEMENT AND TIPPING FLOOR IMPROVEMENTS	4,953	0	0	0	0	996	996	2,469	8,418
COLLECTION FACILITY - IMPROVEMENTS	1,395	0	0	0	0	100	100	600	2,095
DISPOSAL FACILITIES - IMPROVEMENTS	2,786	0	0	0	0	350	350	600	3,736
DISPOSAL FACILITIES - REPLACEMENT/ADDITION OF SCALES	416	0	0	0	0	146	146	288	850
DISPOSAL SYSTEM FACILITIES - BACKUP POWER GENERATORS	732	0	0	0	0	345	345	185	1,262
ENVIRONMENTAL IMPROVEMENTS	898	0	0	0	0	30	30	180	1,108
LANDFILL GAS MANAGEMENT SYSTEM	200	0	0	0	0	680	680	42	922
MIAMI GARDENS LANDFILL - CLOSURE	91	0	0	0	0	1,770	1,770	1,189	3,050
MUNISPORT LANDFILL - CLOSURE GRANT	25,838	2,800	0	0	0	0	2,800	7,062	35,700
NEW TRANSFER STATION - NORTH EAST	0	0	0	0	0	0	0	20,600	20,600
NEW TRANSFER STATION - SOUTH	0	0	0	0	0	100	100	20,600	20,700
NORTH DADE LANDFILL - EAST CELL CLOSURE	0	0	0	0	0	0	0	19,700	19,700
NORTH DADE LANDFILL - EAST CELL CONSTRUCTION	0	0	0	0	0	0	0	32,850	32,850
NORTH DADE LANDFILL - GAS EXTRACTION SYSTEM (PHASE II)	609	0	0	0	0	100	100	1,091	1,800
NORTH DADE LANDFILL - GROUNDWATER REMEDIATION	0	0	0	0	0	0	0	1,480	1,480
NORTH DADE LANDFILL - LAND PURCHASE	1	0	0	0	0	0	0	6,799	6,800
NORTHEAST TRANSFER STATION - IMPROVEMENTS	1,259	0	0	0	0	2,980	2,980	1,361	5,600
NORTHEAST TRANSFER STATION - WASTE WATER COLLECTION SYSTEM REFURBISHMENT	140	0	0	0	0	480	480	280	900
OLD SOUTH DADE LANDFILL - STORMWATER PUMP STATION MODIFICATIONS	400	0	0	0	0	150	150	0	550
REMEDIATION - TAYLOR PARK	1,642	0	0	0	0	1,058	1,058	0	2,700
RESOURCES RECOVERY - VARIOUS CAPITAL IMPROVEMENTS	15,678	0	0	0	0	550	550	26,300	42,528
RESOURCES RECOVERY ASH LANDFILL - CELL 20 CLOSURE	0	0	0	0	0	0	0	3,000	3,000
SCALE HOUSE - CANOPIES AND ACCESS CONTROL GATES	431	0	0	0	0	1,655	1,655	1,414	3,500
SCALEHOUSE - EXPANSION PROJECT	1,440	0	0	0	0	1,660	1,660	0	3,100
SOUTH DADE LANDFILL - CELL 4 CLOSURE	21	0	0	0	0	0	0	14,979	15,000
SOUTH DADE LANDFILL - CELL 4 GAS EXTRACTION AND ODOR CONTROL	1,139	0	0	0	0	100	100	1,361	2,600
SOUTH DADE LANDFILL - CELL 5 CLOSURE	0	0	0	0	0	0	0	15,000	15,000
SOUTH DADE LANDFILL - CELL 5 CONSTRUCTION	27,737	0	0	0	0	63	63	0	27,800
SOUTH DADE LANDFILL - CELL 6 CLOSURE	0	0	0	0	0	0	0	10,000	10,000
SOUTH DADE LANDFILL - CELL 6 CONSTRUCTION	0	0	0	0	0	0	0	26,150	26,150
SOUTH DADE LANDFILL - GROUNDWATER REMEDIATION	839	0	0	0	0	0	0	290	1,129
SOUTH DADE LANDFILL - HORIZONTAL EXPANSION	0	0	0	0	0	650	650	0	650
SOUTH DADE LANDFILL - LAND PURCHASE	8	0	0	0	0	0	0	5,292	5,300
SOUTH DADE LANDFILL TIPPING FLOOR IMPROVEMENT	2,747	0	0	0	0	753	753	0	3,500

## APPENDIX J: 2019-20 CAPITAL BUDGET

(dollars in thousands)

Strategic Area / Department	-----2019-20-----						19-20 Total	Future	Projected Total Cost
	Prior Years	Bonds	State	Federal	Gas Tax	Other			
TRASH AND RECYCLING CENTER - VARIOUS IMPROVEMENTS	2,345	0	0	0	0	500	500	2,705	5,550
VIRGINIA KEY - LANDFILL CLOSURE	5,863	3,500	0	0	0	0	3,500	36,997	46,360
WEST TRANSFER STATION - IMPROVEMENTS	996	0	0	0	0	535	535	2,824	4,355
<b>Department Total</b>	<b>101,412</b>	<b>6,300</b>	<b>0</b>	<b>0</b>	<b>0</b>	<b>18,037</b>	<b>24,337</b>	<b>264,894</b>	<b>390,643</b>
<b><u>Transportation and Public Works</u></b>									
DRAINAGE IMPROVEMENTS - COUNTY MAINTAINED ROADS	9,684	0	0	0	0	9,063	9,063	43,859	62,606
DRAINAGE IMPROVEMENTS (BUILDING BETTER COMMUNITIES BOND PROGRAM)	79,846	7,085	0	0	0	0	7,085	8,169	95,100
INFRASTRUCTURE IMPROVEMENTS - COMMISSION DISTRICT 01 (UMSA)	941	559	0	0	0	0	559	0	1,500
INFRASTRUCTURE IMPROVEMENTS - COMMISSION DISTRICT 03 (UMSA)	440	470	0	0	0	0	470	0	910
INFRASTRUCTURE IMPROVEMENTS - COMMISSION DISTRICT 04 (UMSA)	961	289	0	0	0	0	289	0	1,250
INFRASTRUCTURE IMPROVEMENTS - COMMISSION DISTRICT 05 (UMSA)	0	577	0	0	0	0	577	0	577
INFRASTRUCTURE IMPROVEMENTS - COMMISSION DISTRICT 06 (UMSA)	2,085	3,138	0	0	0	0	3,138	0	5,223
INFRASTRUCTURE IMPROVEMENTS - COMMISSION DISTRICT 07 (UMSA)	4,328	1,523	0	0	0	0	1,523	0	5,851
INFRASTRUCTURE IMPROVEMENTS - COMMISSION DISTRICT 08 (UMSA)	3,976	1,528	0	0	0	0	1,528	0	5,504
INFRASTRUCTURE IMPROVEMENTS - COMMISSION DISTRICT 09 (UMSA)	3,273	727	0	0	0	0	727	0	4,000
INFRASTRUCTURE IMPROVEMENTS - COMMISSION DISTRICT 10 (UMSA)	11,833	336	0	0	0	0	336	0	12,169
INFRASTRUCTURE IMPROVEMENTS - COMMISSION DISTRICT 11 (UMSA)	3,580	920	0	0	0	0	920	0	4,500
INFRASTRUCTURE IMPROVEMENTS - COMMISSION DISTRICT 12 (UMSA)	48	893	0	0	0	0	893	0	941
INFRASTRUCTURE IMPROVEMENTS - COMMISSION DISTRICT 13 (UMSA)	78	422	0	0	0	0	422	0	500
NEIGHBORHOOD INFRASTRUCTURE IMPROVEMENTS	81,868	5,000	0	0	0	0	5,000	4,557	91,425
ROADWAY IMPROVEMENTS - UMSA	0	0	0	0	0	1,500	1,500	0	1,500
<b>Department Total</b>	<b>202,941</b>	<b>23,467</b>	<b>0</b>	<b>0</b>	<b>0</b>	<b>10,563</b>	<b>34,030</b>	<b>56,585</b>	<b>293,556</b>

## APPENDIX J: 2019-20 CAPITAL BUDGET

(dollars in thousands)

Strategic Area / Department	-----2019-20-----						19-20 Total	Future	Projected Total Cost
	Prior Years	Bonds	State	Federal	Gas Tax	Other			
<b><u>Water and Sewer</u></b>									
CENTRAL DISTRICT - WASTEWATER TREATMENT PLANT UPGRADES	500	750	0	0	0	0	750	13,750	15,000
CENTRAL MIAMI-DADE - WASTEWATER TRANSMISSION MAINS AND PUMP STATION IMPROVEMENTS	11,369	7,964	0	0	0	0	7,964	8,246	27,579
CENTRAL MIAMI-DADE - WATER TRANSMISSION MAINS IMPROVEMENTS	266	0	0	0	0	0	0	10,445	10,711
COMMERCIAL AND INDUSTRIAL CORRIDORS - EXTENSION OF SEWER SYSTEM (BUILDING BETTER COMMUNITIES BOND PROGRAM)	9,298	10,383	0	0	0	0	10,383	106,319	126,000
FLOW REDUCTION PROGRAM (FRP)	5,525	7,277	0	0	0	0	7,277	249,989	262,791
LIFT STATIONS - UPGRADES AND STRUCTURAL IMPROVEMENTS	9,926	2,381	0	0	0	4,453	6,834	21,000	37,760
MIAMI SPRINGS - PUMP STATION UPGRADES (BUILDING BETTER COMMUNITIES BOND PROGRAM)	733	75	0	0	0	0	75	30	838
MIAMI SPRINGS CONSTRUCTION FUND - WASTEWATER	867	0	0	0	0	0	0	459	1,326
MIAMI SPRINGS CONSTRUCTION FUND - WATER	8,657	0	0	0	0	4,653	4,653	0	13,310
NEEDS ASSESSMENT PROJECTS (BUILDING BETTER COMMUNITIES BOND PROGRAM)	10,812	1,394	0	0	0	0	1,394	1,619	13,825
NORTH DISTRICT - WASTEWATER TREATMENT PLANT UPGRADES	7,182	2,008	0	0	0	0	2,008	36,712	45,902
NORTH MIAMI-DADE - WASTEWATER TRANSMISSION MAINS AND PUMP STATIONS IMPROVEMENTS	2,083	4,933	0	0	0	750	5,683	171,827	179,593
NORTH MIAMI-DADE - WATER TRANSMISSION MAIN IMPROVEMENTS	32,184	9,383	0	0	0	9,220	18,603	47,277	98,064
OUTFALL LEGISLATION	163,354	60,591	0	0	0	16,420	77,011	1,405,635	1,646,000
OUTFALL LEGISLATION - CAPACITY	48,669	11,258	0	0	0	25,000	36,258	446,856	531,783
PEAK FLOW MANAGEMENT FACILITIES	1,088	738	0	0	0	1,498	2,236	12,306	15,630
PUMP STATION RESILIENCE PROGRAM (PSRP)	58,828	15,991	0	0	0	0	15,991	261,032	335,851
PUMP STATIONS - GENERATORS AND MISCELLANEOUS UPGRADES	641	1,229	0	0	0	0	1,229	9,825	11,695
PUMP STATIONS - IMPROVEMENT PROGRAM	107,326	8,993	0	0	0	5,257	14,250	4,327	125,903
SAFE DRINKING WATER ACT MODIFICATIONS	5,092	2,250	0	0	0	1,647	3,897	66,885	75,874
SANITARY SEWER SYSTEM - EXTENSION	10,346	0	0	0	0	10,158	10,158	20,500	41,004
SANITARY SEWER SYSTEM - IMPROVEMENTS	11,989	0	0	0	0	500	500	2,500	14,989
SEWER PUMP STATION SYSTEMS - CONSENT DECREE PROJECTS	87,600	14,607	0	0	0	0	14,607	8,517	110,724
SMALL DIAMETER WATER MAINS - REPLACEMENT PROGRAM	80,860	30,354	0	0	0	5,000	35,354	193,217	309,431
SOUTH DISTRICT - WASTEWATER TRANSMISSION MAINS AND PUMP STATIONS IMPROVEMENTS	0	50	0	0	0	0	50	20,471	20,521
SOUTH DISTRICT - WASTEWATER TREATMENT PLANT EXPANSION (PHASE 3)	180	949	0	0	0	186	1,135	4,000	5,315
SOUTH DISTRICT - WASTEWATER TREATMENT PLANT UPGRADES	373	699	0	0	0	200	899	75,106	76,378
SOUTH MIAMI HEIGHTS - WATER TREATMENT PLANT AND WELLFIELD	22,745	4,548	0	0	0	0	4,548	14,475	41,768
SOUTH MIAMI-DADE - WATER TRANSMISSION MAINS IMPROVEMENTS	400	500	0	0	0	0	500	4,263	5,163
SYSTEM IMPROVEMENTS PROJECT (BUILDING BETTER COMMUNITIES BOND PROGRAM)	11,193	300	0	0	0	0	300	14,078	25,571
WASTEWATER - COLLECTION AND TRANSMISSION LINES CONSENT DECREE PROJECTS	266,536	16,729	0	0	0	0	16,729	60,150	343,415
WASTEWATER - COMMERCIAL CORRIDORS ECONOMIC DEVELOPMENT	5,280	19	0	0	0	0	19	0	5,299
WASTEWATER - EQUIPMENT	46,615	0	0	0	0	9,573	9,573	94,462	150,650

## APPENDIX J: 2019-20 CAPITAL BUDGET

(dollars in thousands)

Strategic Area / Department	-----2019-20-----						19-20 Total	Future	Projected Total Cost
	Prior Years	Bonds	State	Federal	Gas Tax	Other			
WASTEWATER - PIPES AND INFRASTRUCTURE PROJECTS	15,835	0	0	0	0	3,000	3,000	18,000	36,835
WASTEWATER - REGIONAL GENERAL MAINTENANCE AND OFFICE FACILITIES	4,079	750	0	0	0	2,568	3,318	139,879	147,276
WASTEWATER - SYSTEM MAINTENANCE AND UPGRADES	40,036	0	0	0	0	22,377	22,377	120,000	182,413
WASTEWATER - TELEMETERING SYSTEM	2,599	0	0	0	0	121	121	6,121	8,841
WASTEWATER TREATMENT PLANTS - CONSENT DECREE PROJECTS	337,746	158,762	0	0	0	1,727	160,489	859,145	1,357,380
WASTEWATER TREATMENT PLANTS - MISCELLANEOUS UPGRADES	688	1,793	0	0	0	0	1,793	2,160	4,641
WASTEWATER TREATMENT PLANTS - REPLACEMENT AND RENOVATION	38,709	0	0	0	0	12,386	12,386	54,000	105,095
WATER - DISTRIBUTION SYSTEM EXTENSION ENHANCEMENTS	79,867	16,713	0	0	0	4,374	21,087	57,302	158,256
WATER - EQUIPMENT	27,451	1,500	0	0	0	8,799	10,299	166,500	204,250
WATER - MAIN EXTENSIONS	1,321	0	0	0	0	500	500	2,500	4,321
WATER - PIPES AND INFRASTRUCTURE PROJECTS	38,369	8,928	0	0	0	9,000	17,928	66,005	122,302
WATER - REGIONAL GENERAL MAINTENANCE AND OFFICE FACILITIES	394	0	0	0	0	0	0	48,020	48,414
WATER - SYSTEM MAINTENANCE AND UPGRADES	34,524	0	0	0	0	18,185	18,185	90,000	142,709
WATER - TELEMETERING SYSTEM ENHANCEMENTS	1,934	0	0	0	0	141	141	6,337	8,412
WATER SYSTEM - FIRE HYDRANT INSTALLATION	5,251	0	0	0	0	2,500	2,500	18,950	26,701
WATER TREATMENT PLANT - ALEXANDER ORR, JR. EXPANSION	24,569	15,462	0	0	0	0	15,462	88,532	128,563
WATER TREATMENT PLANT - FLORIDIAN REVERSE OSMOSIS	7,867	1,200	0	0	0	0	1,200	1,800	10,867
WATER TREATMENT PLANT - HIALEAH/PRESTON IMPROVEMENTS	13,190	21,358	0	0	0	0	21,358	11,944	46,492
WATER TREATMENT PLANTS - AUTOMATION	1,747	500	0	0	0	0	500	0	2,247
WATER TREATMENT PLANTS - REPLACEMENT AND RENOVATIONS	22,905	0	0	0	0	17,931	17,931	11,774	52,610
<b>Department Total</b>	1,727,598	443,319	0	0	0	198,124	641,443	5,155,247	7,524,288
<b>Strategic Area Total</b>	2,250,772	494,055	1,583	48,875	0	263,056	807,569	5,765,263	8,823,604

## APPENDIX J: 2019-20 CAPITAL BUDGET

(dollars in thousands)

Strategic Area / Department	-----2019-20-----						19-20 Total	Future	Projected Total Cost
	Prior Years	Bonds	State	Federal	Gas Tax	Other			
<b>Health and Society</b>									
<b><u>Community Action and Human Services</u></b>									
INFRASTRUCTURE IMPROVEMENTS - COMMUNITY ACTION AND HUMAN SERVICES FACILITIES SYSTEMWIDE	0	0	0	0	0	6,340	6,340	5,618	11,958
INFRASTRUCTURE IMPROVEMENTS - CULMER/OVERTOWN NEIGHBORHOOD SERVICE CENTER RENOVATIONS	5,812	1,688	0	0	0	0	1,688	0	7,500
INFRASTRUCTURE IMPROVEMENTS - KENDALL COTTAGES COMPLEX REFURBISHMENT	1,320	344	0	0	0	0	344	5,836	7,500
INFRASTRUCTURE IMPROVEMENTS - NEW DIRECTIONS - RESIDENTIAL REHABILITATIVE SERVICES	626	605	0	0	0	0	605	0	1,231
INFRASTRUCTURE IMPROVEMENTS - WEST PERRINE SENIOR CITIZEN CENTER	210	290	0	0	0	0	290	0	500
NEW WYNWOOD/ALLAPATTAH REGIONAL NEIGHBORHOOD SERVICE CENTER (BUILDING BETTER COMMUNITIES BOND PROGRAM)	2,360	0	0	0	0	0	0	12,640	15,000
<b>Department Total</b>	<b>10,328</b>	<b>2,927</b>	<b>0</b>	<b>0</b>	<b>0</b>	<b>6,340</b>	<b>9,267</b>	<b>24,094</b>	<b>43,689</b>
<b><u>Homeless Trust</u></b>									
SECOND DOMESTIC VIOLENCE SHELTER	3,890	0	0	0	0	12,348	12,348	0	16,238
<b>Department Total</b>	<b>3,890</b>	<b>0</b>	<b>0</b>	<b>0</b>	<b>0</b>	<b>12,348</b>	<b>12,348</b>	<b>0</b>	<b>16,238</b>
<b><u>Internal Services</u></b>									
DISTRICT 01 PRESERVATION OF AFFORDABLE HOUSING AND EXPANSION OF HOME OWNERSHIP	10,068	524	0	0	0	0	524	0	10,592
DISTRICT 02 PRESERVATION OF AFFORDABLE HOUSING AND EXPANSION OF HOME OWNERSHIP	10,500	92	0	0	0	0	92	0	10,592
DISTRICT 05 PRESERVATION OF AFFORDABLE HOUSING AND EXPANSION OF HOME OWNERSHIP	9,617	975	0	0	0	0	975	0	10,592
DISTRICT 06 PRESERVATION OF AFFORDABLE HOUSING AND EXPANSION OF HOME OWNERSHIP	7,592	3,000	0	0	0	0	3,000	0	10,592
DISTRICT 07 PRESERVATION OF AFFORDABLE HOUSING AND EXPANSION OF HOME OWNERSHIP	10,496	96	0	0	0	0	96	0	10,592
DISTRICT 09 PRESERVATION OF AFFORDABLE HOUSING AND EXPANSION OF HOME OWNERSHIP	9,000	592	0	0	0	0	592	1,000	10,592
DISTRICT 10 PRESERVATION OF AFFORDABLE HOUSING AND EXPANSION OF HOME OWNERSHIP	3,037	1,000	0	0	0	0	1,000	6,555	10,592
DISTRICT 12 PRESERVATION OF AFFORDABLE HOUSING AND EXPANSION OF HOME OWNERSHIP	10,041	551	0	0	0	0	551	0	10,592
DISTRICT 13 PRESERVATION OF AFFORDABLE HOUSING AND EXPANSION OF HOME OWNERSHIP	6,188	1,000	0	0	0	0	1,000	3,404	10,592
<b>Department Total</b>	<b>76,539</b>	<b>7,830</b>	<b>0</b>	<b>0</b>	<b>0</b>	<b>0</b>	<b>7,830</b>	<b>10,959</b>	<b>95,328</b>

## APPENDIX J: 2019-20 CAPITAL BUDGET

(dollars in thousands)

Strategic Area / Department	-----2019-20-----						19-20 Total	Future	Projected Total Cost
	Prior Years	Bonds	State	Federal	Gas Tax	Other			
<b><u>Non-Departmental</u></b>									
DEBT SERVICE - BUSES FOR COMMUNITY ACTION AND HUMAN SERVICES (CAPITAL ASSET SERIES 2013A)	0	0	0	0	0	334	334	0	334
DEBT SERVICE - COAST GUARD PROPERTY (CAPITAL ASSET SERIES 2008B)	0	0	0	0	0	2,195	2,195	0	2,195
DEBT SERVICE - PORTABLE CLASSROOMS FOR HEAD START/EARLY HEAD START PROGRAMS (CAPITAL ASSET SERIES 2013A)	0	0	0	0	0	254	254	0	254
DEBT SERVICE - PUBLIC HEALTH TRUST - EQUIPMENT (CAPITAL ASSET ACQUISITION SERIES 2017A)	0	0	0	0	0	3,331	3,331	0	3,331
DEBT SERVICE - PUBLIC HEALTH TRUST - INFRASTRUCTURE (SUNSHINE STATES SERIES 2011A)	0	0	0	0	0	1,248	1,248	0	1,248
DEBT SERVICE - PUBLIC HOUSING IMPROVEMENTS (CAPITAL ASSET 2016B)	0	0	0	0	0	868	868	0	868
DEBT SERVICE - PUBLIC HOUSING PROJECTS (SUNSHINE STATE SERIES 2011A)	0	0	0	0	0	335	335	0	335
DEBT SERVICE - SCOTT CARVER/HOPE VI (CAPITAL ASSET SERIES 2013A)	0	0	0	0	0	974	974	0	974
HEALTH CARE FUND (BUILDING BETTER COMMUNITIES BOND PROGRAM)	12,010	3,700	0	0	0	0	3,700	1,290	17,000
MIAMI BEACH COMMUNITY HEALTH CENTER (BUILDING BETTER COMMUNITIES BOND PROGRAM)	7,387	613	0	0	0	0	613	0	8,000
NOT-FOR-PROFIT CAPITAL FUND (BUILDING BETTER COMMUNITIES BOND PROGRAM)	27,720	1,295	0	0	0	0	1,295	985	30,000
UNIVERSITY OF MIAMI (UM)/JACKSON MEMORIAL HOSPITAL (JM) CENTER OF EXCELLENCE FOR HEARING AND COMMUNICATION DISORDERS (BUILDING BETTER COMMUNITIES BOND PROGRAM)	4,000	1,000	0	0	0	0	1,000	0	5,000
<b>Department Total</b>	51,117	6,608	0	0	0	9,539	16,147	2,275	69,539
<b><u>Public Housing and Community Development</u></b>									
ARCHITECTURAL AND INSPECTION SERVICES (CAPITAL FUND PROGRAMS (CFP))	5,189	0	0	1,753	0	0	1,753	2,637	9,579
HOPE VI - SCOTT HOMES HISTORICAL BUILDING	640	0	0	460	0	0	460	0	1,100
LIBERTY SQUARE AND LINCOLN GARDENS	25,011	4,830	2,000	391	0	0	7,221	20,040	52,272
NON-DWELLING STRUCTURAL IMPROVEMENTS (CAPITAL FUND PROGRAM (CFP))	149	0	0	37	0	0	37	78	264
SITE IMPROVEMENTS AND DWELLING STRUCTURES (CAPITAL FUND PROGRAMS (CFP))	22,631	0	0	6,052	0	0	6,052	13,137	41,820
<b>Department Total</b>	53,620	4,830	2,000	8,693	0	0	15,523	35,892	105,035
<b>Strategic Area Total</b>	195,494	22,195	2,000	8,693	0	28,227	61,115	73,220	329,829

## APPENDIX J: 2019-20 CAPITAL BUDGET

(dollars in thousands)

Strategic Area / Department	-----2019-20-----							19-20 Total	Future	Projected Total Cost
	Prior Years	Bonds	State	Federal	Gas Tax	Other				
<b>Economic Development</b>										
<b><u>Aviation</u></b>										
GENERAL AVIATION AIRPORT PROJECTS	5,008	0	1,873	2,962	0	1,493	6,328	16,676	28,012	
MIAMI INTERNATIONAL AIRPORT - AIRSIDE PROJECTS	1,281	0	1,000	0	0	2,785	3,785	18,898	23,964	
MIAMI INTERNATIONAL AIRPORT - CARGO PROJECTS	120	0	0	0	0	1,635	1,635	545	2,300	
MIAMI INTERNATIONAL AIRPORT - CENTRAL BASE APRON AND UTILITIES	21,895	5,000	7,320	16,570	0	0	44,112	42,475	108,482	
MIAMI INTERNATIONAL AIRPORT - CENTRAL TERMINAL	61	242	0	0	0	0	242	4,213	4,516	
MIAMI INTERNATIONAL AIRPORT - CONCOURSE E REHABILITATION	225,289	42,181	2,303	0	0	0	44,484	75,912	345,685	
MIAMI INTERNATIONAL AIRPORT - CONCOURSE G PROJECTS	1,310	3,143	0	0	0	0	3,143	786	5,239	
MIAMI INTERNATIONAL AIRPORT - CONCOURSE H PROJECTS	540	0	0	0	0	2,679	2,679	0	3,219	
MIAMI INTERNATIONAL AIRPORT - LANDSIDE PROJECTS	7,539	6,464	0	0	0	8,849	15,313	0	22,852	
MIAMI INTERNATIONAL AIRPORT - MISCELLANEOUS PROJECTS	66,579	33,092	1,226	25,295	0	0	78,431	371,784	516,794	
MIAMI INTERNATIONAL AIRPORT - NORTH TERMINAL	6,866	0	0	0	0	1,657	1,657	0	8,523	
MIAMI INTERNATIONAL AIRPORT - PASSENGER BOARDING BRIDGES PROGRAM	5,531	0	0	0	0	0	13,509	58,810	77,850	
MIAMI INTERNATIONAL AIRPORT - RESERVE MAINTENANCE PROJECTS	40,076	0	0	0	0	43,000	43,000	136,000	219,076	
MIAMI INTERNATIONAL AIRPORT - SOUTH TERMINAL IMPROVEMENTS	225,074	78,168	10,500	0	0	0	88,668	99,789	413,531	
MIAMI INTERNATIONAL AIRPORT - TERMINAL WIDE PROJECTS	325	4,000	0	0	0	0	4,000	4,200	8,525	
<b>Department Total</b>	<b>607,494</b>	<b>172,290</b>	<b>24,222</b>	<b>44,827</b>	<b>0</b>	<b>62,098</b>	<b>350,986</b>	<b>830,088</b>	<b>1,788,568</b>	
<b><u>Non-Departmental</u></b>										
MARTIN LUTHER KING BUSINESS CENTER (BUILDING BETTER COMMUNITIES BOND PROGRAM)	976	0	0	0	0	0	0	4,024	5,000	
<b>Department Total</b>	<b>976</b>	<b>0</b>	<b>0</b>	<b>0</b>	<b>0</b>	<b>0</b>	<b>0</b>	<b>4,024</b>	<b>5,000</b>	
<b><u>Regulatory and Economic Resources</u></b>										
ECONOMIC DEVELOPMENT FUND - TARGETED URBAN AREAS (TUA) (BUILDING BETTER COMMUNITIES BOND PROGRAM)	7,500	4,800	0	0	0	0	4,800	2,700	15,000	
ECONOMIC DEVELOPMENT FUND (BUILDING BETTER COMMUNITIES BOND PROGRAM)	20,000	16,000	0	0	0	0	16,000	39,000	75,000	
<b>Department Total</b>	<b>27,500</b>	<b>20,800</b>	<b>0</b>	<b>0</b>	<b>0</b>	<b>0</b>	<b>20,800</b>	<b>41,700</b>	<b>90,000</b>	

## APPENDIX J: 2019-20 CAPITAL BUDGET

(dollars in thousands)

Strategic Area / Department	-----2019-20-----						19-20 Total	Future	Projected Total Cost
	Prior Years	Bonds	State	Federal	Gas Tax	Other			
<b>Seaport</b>									
CARGO GATE - MODIFICATIONS	900	7,500	2,000	7,000	0	0	16,500	1,300	18,700
CHANNEL MODIFICATIONS	3,200	3,900	0	0	0	0	3,900	127,000	134,100
CONSTRUCTION SUPERVISION	36,703	9,800	0	0	0	0	9,800	36,800	83,303
CONTAINER YARD - IMPROVEMENTS (SEABOARD)	22,500	8,700	0	0	0	0	8,700	26,900	58,100
CRUISE TERMINAL AAAA - NEW	900	11,400	0	0	0	0	11,400	229,700	242,000
CRUISE TERMINAL B - NEW	33,500	218,300	0	0	0	0	218,300	0	251,800
CRUISE TERMINAL C	0	12,100	6,600	0	0	0	18,700	0	18,700
CRUISE TERMINAL F - PHASE 2	1,100	26,000	0	0	0	0	26,000	112,900	140,000
CRUISE TERMINAL J - IMPROVEMENTS	3,500	600	0	0	0	0	600	0	4,100
CRUISE TERMINAL K - NEW	0	2,000	0	0	0	0	2,000	178,000	180,000
CRUISE TERMINAL V - NEW	4,500	65,000	0	0	0	0	65,000	110,500	180,000
CRUISE TERMINALS A AND AA - ROADWAYS	10,900	18,900	0	0	0	0	18,900	9,900	39,700
CRUISE TERMINALS AA/AAA - NEW	0	900	0	0	0	0	900	7,000	7,900
FEDERAL INSPECTION FACILITY	0	5,000	0	0	0	0	5,000	11,300	16,300
GANTRY CRANES	4,400	32,000	18,000	0	0	0	50,000	0	54,400
GARAGE K - NEW	12,000	48,000	0	0	0	0	48,000	0	60,000
INFRASTRUCTURE IMPROVEMENTS - CRUISE CAMPUS	0	6,500	0	0	0	0	6,500	13,500	20,000
INFRASTRUCTURE IMPROVEMENTS - PORT WIDE	8,900	14,900	0	0	0	0	14,900	168,500	192,300
INLAND PORT DEVELOPMENT	0	240	0	0	0	0	240	0	240
NORTH BULKHEAD - REHABILITATION	0	18,300	0	0	0	0	18,300	10,800	29,100
SOUTH BULKHEAD - REHABILITATION	12,511	6,953	0	8,047	0	0	15,000	3,700	31,211
SOUTH FLORIDA CONTAINER - TERMINAL IMPROVEMENTS	4,900	5,300	11,000	0	0	0	16,300	56,100	77,300
VARIOUS FACILITY MOVES	0	3,100	0	0	0	0	3,100	10,100	13,200
WATER AND SEWER UPGRADES	5,500	0	0	0	0	0	0	7,600	13,100
<b>Department Total</b>	165,914	525,393	37,600	15,047	0	0	578,040	1,121,600	1,865,554
<b>Strategic Area Total</b>	801,884	718,483	61,822	59,874	0	62,098	949,826	1,997,412	3,749,122

## APPENDIX J: 2019-20 CAPITAL BUDGET

(dollars in thousands)

Strategic Area / Department	-----2019-20-----						19-20 Total	Future	Projected Total Cost
	Prior Years	Bonds	State	Federal	Gas Tax	Other			
<b>General Government</b>									
<b><u>Communications</u></b>									
DUB CENTER IMPROVEMENTS	0	0	0	0	0	160	160	0	160
<b>Department Total</b>	0	0	0	0	0	160	160	0	160
<b><u>Elections</u></b>									
ADA COMPLIANT VOTING SYSTEM	5,915	200	0	0	0	0	200	0	6,115
ADMINISTRATIVE TROUBLE SHOOTERS (ATS) ROUTING SOFTWARE - PHASE 2	0	0	0	0	0	60	60	0	60
VOTE BY MAIL INSERTER AND BALLOT SORTER	0	2,356	0	0	0	0	2,356	0	2,356
<b>Department Total</b>	5,915	2,556	0	0	0	60	2,616	0	8,531
<b><u>Finance</u></b>									
AUTOMATED PAYMENT PROCESSING SYSTEM	350	0	0	0	0	50	50	0	400
CREDIT AND COLLECTION SYSTEM REPLACEMENT	0	0	0	0	0	300	300	100	400
RECONFIGURE - 25TH AND 26TH FLOORS	300	0	0	0	0	1,300	1,300	0	1,600
<b>Department Total</b>	650	0	0	0	0	1,650	1,650	100	2,400
<b><u>Human Resources</u></b>									
RECONFIGURE - 20TH AND 21ST FLOORS	0	0	0	0	0	200	200	0	200
<b>Department Total</b>	0	0	0	0	0	200	200	0	200
<b><u>Information Technology</u></b>									
CITRIX INFRASTRUCTURE - VIRTUAL DESKTOP AND THIN CLIENTS	519	0	0	0	0	217	217	651	1,387
CLOUD INFRASTRUCTURE	8,338	0	0	0	0	2,495	2,495	10,172	21,005
EDGE NETWORK PROJECT	4,239	0	0	0	0	3,066	3,066	8,902	16,207
FULL ENTERPRISE RESOURCE PLANNING IMPLEMENTATION	43,226	32,280	0	0	0	2,912	35,192	26,302	104,720
VOICE OVER INTERNET PROTOCOL (VOIP) PROJECT	1,957	0	0	0	0	637	637	3,532	6,126
<b>Department Total</b>	58,279	32,280	0	0	0	9,327	41,607	49,559	149,445
<b><u>Internal Services</u></b>									
INFRASTRUCTURE IMPROVEMENTS - ABATEMENT OF HAZARDOUS MATERIALS IN COUNTY BUILDINGS	1,025	70	0	0	0	0	70	105	1,200
INFRASTRUCTURE IMPROVEMENTS - AMERICANS WITH DISABILITIES ACT BARRIER REMOVAL PROJECTS	4,436	2,306	0	0	0	0	2,306	692	7,434
INFRASTRUCTURE IMPROVEMENTS - CENTRAL SUPPORT FACILITY CHILLER	2,171	1,329	0	0	0	0	1,329	0	3,500
INFRASTRUCTURE IMPROVEMENTS - DATA PROCESSING CENTER FACILITY REFURBISHMENT	3,427	45	0	0	0	0	45	0	3,472
INFRASTRUCTURE IMPROVEMENTS - FIRE CODE COMPLIANCE	252	248	0	0	0	0	248	900	1,400
LARCENIA J. BULLARD PLAZA - REDEVELOPMENT	1,847	2,782	0	0	0	0	2,782	3,718	8,347
NORTH DADE GOVERNMENT CENTER - NEW	0	3,664	0	0	0	0	3,664	3,836	7,500
WEST DADE GOVERNMENT CENTER - NEW	0	0	0	0	0	0	0	10,000	10,000
<b>Department Total</b>	13,158	10,444	0	0	0	0	10,444	19,251	42,853

**APPENDIX J: 2019-20 CAPITAL BUDGET**

(dollars in thousands)

Strategic Area / Department	-----2019-20-----							19-20 Total	Future	Projected Total Cost
	Prior Years	Bonds	State	Federal	Gas Tax	Other				
<b><u>Non-Departmental</u></b>										
ACQUIRE OR CONSTRUCT FUTURE MULTI-PURPOSE FACILITIES IN UMSA	0	0	0	0	0	0	0	1,390	1,390	
ACQUIRE OR CONSTRUCT FUTURE MULTI-USE FACILITIES	25,169	1,821	0	0	0	0	1,821	8,610	35,600	
ACQUIRE OR CONSTRUCT MULTI-PURPOSE FACILITIES IN DISTRICT 6	1,016	1,284	0	0	0	0	1,284	0	2,300	
AMERICANS WITH DISABILITIES ACT (ADA) REASONABLE ACCOMODATIONS	0	0	0	0	0	2	2	0	2	
AUTOMATED AGENDA MANAGEMENT SOFTWARE	0	0	0	0	0	250	250	0	250	
DEBT SERVICE - 311 ANSWER CENTER (CAPITAL ASSET SERIES 2013B)	0	0	0	0	0	201	201	0	201	
DEBT SERVICE - 311 ANSWER CENTER (CAPITAL ASSET SERIES 2016B)	0	0	0	0	0	58	58	0	58	
DEBT SERVICE - AMERICANS WITH DISABILITES ACT (CAPITAL ASSET SERIES 2013B)	0	0	0	0	0	258	258	0	258	
DEBT SERVICE - AMERICANS WITH DISABILITIES ACT (CAPITAL ASSET SERIES 2016B)	0	0	0	0	0	10	10	0	10	
DEBT SERVICE - CYBER SECURITY PHASE 1 (SUNSHINE STATE SERIES 2011A)	0	0	0	0	0	677	677	0	677	
DEBT SERVICE - ELECTIONS ADA COMPLIANT VOTING EQUIPMENT (CAPITAL ASSET SERIES 2018A)	0	0	0	0	0	508	508	0	508	
DEBT SERVICE - ELECTIONS EQUIPMENT (CAPITAL ASSET SERIES 2013A)	0	0	0	0	0	589	589	0	589	
DEBT SERVICE - ELECTIONS FACILITY (CAPITAL ASSET SERIES 2013B)	0	0	0	0	0	630	630	0	630	
DEBT SERVICE - ELECTIONS FACILITY (CAPITAL ASSET SERIES 2016B)	0	0	0	0	0	179	179	0	179	
DEBT SERVICE - ENTERPRISE RESOURCE PLANNING (CAPITAL ASSET SERIES 2013A)	0	0	0	0	0	3,530	3,530	0	3,530	
DEBT SERVICE - POLICE VEHICLES	0	0	0	0	0	4,880	4,880	0	4,880	
DEBT SERVICE - PROJECT CLOSEOUT COSTS (CAPITAL ASSET SERIES 2009B)	0	0	0	0	0	582	582	0	582	
DEBT SERVICE - QUALITY NEIGHBORHOOD IMPROVEMENT PROGRAM 2019 (FUTURE FINANCING)	0	0	0	0	0	391	391	0	391	
DEBT SERVICE - QUALITY NEIGHBORHOOD IMPROVEMENT PROGRAM 2017 (CAPITAL ASSET SERIES 2018A)	0	0	0	0	0	836	836	0	836	
FLEET - REPLACEMENT VEHICLES AND SPECIAL EQUIPMENT	291,410	53,967	120	1,000	0	29,557	87,406	213,177	591,993	
MUNICIPAL PROJECTS - PUBLIC SERVICE OUTREACH FACILITIES (BUILDING BETTER COMMUNITIES BOND PROGRAM)	69,100	1,100	0	0	0	0	1,100	563	70,763	
PUERTO RICAN COMMUNITY CENTER (BUILDING BETTER COMMUNITIES BOND PROGRAM)	0	0	0	0	0	0	0	2,500	2,500	
REPAIRS AND RENOVATIONS - GENERAL GOVERNMENT IMPROVEMENT PROGRAM	0	0	0	0	0	2,000	2,000	0	2,000	
<b>Department Total</b>	<b>386,695</b>	<b>58,172</b>	<b>120</b>	<b>1,000</b>	<b>0</b>	<b>45,138</b>	<b>107,192</b>	<b>226,240</b>	<b>720,127</b>	
<b><u>Property Appraiser</u></b>										
COMPUTER AIDED MASS APPRAISAL SYSTEM (CAMA) - REPLACEMENT	0	0	0	0	0	2,000	2,000	0	2,000	
<b>Department Total</b>	<b>0</b>	<b>0</b>	<b>0</b>	<b>0</b>	<b>0</b>	<b>2,000</b>	<b>2,000</b>	<b>0</b>	<b>2,000</b>	
<b>Strategic Area Total</b>	<b>464,697</b>	<b>103,452</b>	<b>120</b>	<b>1,000</b>	<b>0</b>	<b>58,535</b>	<b>165,869</b>	<b>295,150</b>	<b>925,716</b>	
<b>Grand Total</b>	<b>5,803,084</b>	<b>2,001,159</b>	<b>137,898</b>	<b>276,158</b>	<b>41,456</b>	<b>715,996</b>	<b>3,233,367</b>	<b>11,673,251</b>	<b>20,709,702</b>	

**APPENDIX K: General Government Improvement Fund (GGIF)**  
**Adopted Budget FY 2019-20**

Revenues	Prior Years	FY 19-20	Future	Total
Prior Years' General Government Improvement Fund (GGIF) Allocation	\$ 12,875,000	\$ -	\$ -	\$ 12,875,000
General Government Improvement Fund (GGIF) Carryover	-	4,205,000	1,927,000	6,132,000
Transfer from Countywide General Fund	-	19,270,000	-	19,270,000
Transfer from Unincorporated Municipal Service Area (UMSA) General Fund	-	1,500,000	-	1,500,000
Handicapped Parking Fines and Miscellaneous ADA Revenues	-	150,000	-	150,000
Payments in Lieu of Taxes	-	900,000	-	900,000
Pay Telephone Commission	-	2,300,000	-	2,300,000
Public Health Trust Loan Repayment	-	3,331,000	-	3,331,000
Seaquarium Lease Payment	-	400,000	-	400,000
Transfer from Finance Department	-	5,900,000	-	5,900,000
Transfer from Public Housing and Community Development (for debt service)	-	974,000	-	974,000
Transfer from Animal Services (for debt service)	-	72,000	-	72,000
Transfer from Internal Services Department (for debt service)	-	5,770,000	-	5,770,000
Transfer from Internal Services Department - Repairs and Renovations	-	7,000,000	-	7,000,000
Transfer from Information Technology Department (for debt service)	-	677,000	-	677,000
Transfer from Fire Rescue Department (for debt service)	-	1,455,000	-	1,455,000
Baseball Stadium Annual Rent Payment	-	2,509,000	-	2,509,000
Helicopter Sale Revenue	-	12,120,000	-	12,120,000
Land Revenue	-	1,200,000	-	1,200,000
<b>Total Revenues</b>	<b>\$ 12,875,000</b>	<b>\$ 69,733,000</b>	<b>\$ 1,927,000</b>	<b>\$ 84,535,000</b>
<b>Expenditures</b>				
Corrections and Rehabilitation - Kitchen Equipment Replacement	\$ 1,315,000	\$ 83,000	\$ -	\$ 1,398,000
Corrections and Rehabilitation - Turner Guilford Knight Correctional Center 2nd Floor Enclosure	45,000	49,000	-	94,000
Corrections and Rehabilitation - Turner Guilford Knight Correctional Center Kitchen Air Conditioning Installation	3,226,000	31,000	-	3,257,000
Corrections and Rehabilitation - Turner Guilford Knight Correctional Center Roof Top Security Modification	106,000	24,000	-	130,000
Fire Rescue - Station 25 Hangar at Opa-locka Airport	748,000	142,000	-	890,000
Fire Rescue - Lifeguard Tower Replacements	200,000	200,000	-	400,000
Judicial - Court Facilities Repairs and Renovations	500,000	500,000	-	1,000,000
Medical Examiner - Imaging Processing Rooms	30,000	36,000	-	66,000
Police - Roof Repairs/Replacements at Various Districts/Facilities	300,000	300,000	-	600,000
Police - Electrical Panels at Headquarters and Training Bureau	239,000	61,000	-	300,000
Police - Interview Rooms Phase 2	195,000	125,000	-	320,000
Police - Miami-Dade Public Safety Training Institute	4,036,000	500,000	-	4,536,000
Police - Neighborhood Safety Initiative	-	5,000,000	-	5,000,000
Hialeah Courthouse Annual Equipment and Maintenance	-	500,000	-	500,000
<b>Total Public Safety</b>	<b>\$ 10,940,000</b>	<b>\$ 7,551,000</b>	<b>\$ -</b>	<b>\$ 18,491,000</b>
Cultural Affairs - African Cultural Arts Center	\$ 864,000	\$ 209,000	\$ -	\$ 1,073,000
Cultural Affairs - Miami Dade County Auditorium	-	-	927,000	927,000
Cultural Affairs - Joseph Caleb Auditorium	-	-	1,000,000	1,000,000
Parks, Recreation and Open Spaces - Gwen Cherry Park and Goulds Park Synthetic Turf (NFL Legacy Project)	500,000	400,000	-	900,000
Parks, Recreation and Open Spaces - Matheson Hammock - Seawall Replacement	150,000	150,000	-	300,000
<b>Total Recreation and Culture</b>	<b>\$ 1,514,000</b>	<b>\$ 759,000</b>	<b>\$ 1,927,000</b>	<b>\$ 4,200,000</b>
Transportation and Public Works - Roadway Improvements UMSA	\$ -	\$ 1,500,000	-	\$ 1,500,000
Transportation and Public Works - The Underline	421,000	79,000	-	500,000
<b>Total Neighborhood and Infrastructure</b>	<b>\$ 421,000</b>	<b>\$ 1,579,000</b>	<b>\$ -</b>	<b>\$ 2,000,000</b>
Elections - Vote by Mail Inserter and Ballot Sorter	\$ -	\$ 2,300,000	\$ -	\$ 2,300,000
Internal Services - ISD Facilities Systemwide	-	20,000,000	-	20,000,000
Americans with Disabilities Act (ADA) Reasonable Accommodations	-	2,000	-	2,000
Repairs and Renovations - General Government Improvement Program	-	2,000,000	-	2,000,000
<b>Total General Government</b>	<b>\$ -</b>	<b>\$ 24,302,000</b>	<b>\$ -</b>	<b>\$ 24,302,000</b>

**APPENDIX K: General Government Improvement Fund (GGIF)  
Adopted Budget FY 2019-20**

<b>Debt Service</b>	<b>Prior Years</b>	<b>FY 19-20</b>	<b>Future</b>	<b>Total</b>
311 Answer Center (Capital Asset Series 2013B)	\$ -	\$ 201,000	\$ -	\$ 201,000
311 Answer Center (Capital Asset Series 2016B)	-	58,000	-	58,000
Americans with Disabilities Act (Capital Asset Series 2013B)	-	258,000	-	258,000
Americans with Disabilities Act (Capital Asset Series 2016B)	-	10,000	-	10,000
Animal Services - Vehicles (Equipment Lease Series 2016)	-	72,000	-	72,000
Animal Shelter (Doral) (Capital Asset Series 2016A)	-	812,000	-	812,000
Ballpark Stadium Project (Capital Asset Series 2011A)	-	2,509,000	-	2,509,000
Buses for Community Action and Human Services (Capital Asset Series 2013A)	-	334,000	-	334,000
Coast Guard Property (Capital Asset Series 2008B)	-	2,195,000	-	2,195,000
Corrections Fire Systems Phase 4 (Capital Asset Series 2016B)	-	716,000	-	716,000
Cyber Security Phase 1 (Sunshine State Series 2011A)	-	677,000	-	677,000
Dade County Courthouse Façade Repair (Capital Asset Series 2013B)	-	818,000	-	818,000
Dade County Courthouse Façade Repair (Capital Asset Series 2016B)	-	27,000	-	27,000
Elections Facility (Capital Asset Series 2013B)	-	630,000	-	630,000
Elections Facility (Capital Asset Series 2016B)	-	179,000	-	179,000
Elections Equipment (Capital Asset Series 2013A)	-	589,000	-	589,000
Elections ADA Voting Equipment (Capital Asset Series 2018A)	-	508,000	-	508,000
Fire UHF Radio System (Capital Asset Series 2013B)	-	1,089,000	-	1,089,000
Fire UHF Radio System (Capital Lease Series 2018)	-	431,000	-	431,000
Fire Boat (Sunshine State 2011A)	-	92,000	-	92,000
Golf Club of Miami (Capital Asset Series 2013B)	-	253,000	-	253,000
Golf Club of Miami (Capital Asset Series 2016B)	-	10,000	-	10,000
Helicopters (Future Financing)	-	2,729,000	-	2,729,000
Public Housing Improvements (Capital Asset Series 2016B)	-	868,000	-	868,000
Scott Carver and Hope VI (Capital Asset Series 2013A)	-	974,000	-	974,000
Public Housing Projects (Sunshine State Series 2011A)	-	335,000	-	335,000
Narrowbanding	-	5,189,000	-	5,189,000
Park Improvements (Capital Asset Series 2016A)	-	307,000	-	307,000
Police - Vehicles (Equipment Lease Series 2015 and 2016)	-	4,880,000	-	4,880,000
Portable Classrooms for Head Start/ Early Head Start Programs (Capital Asset Series 2013A)	-	254,000	-	254,000
Project Closeout Costs (Capital Asset Series 2009B)	-	582,000	-	582,000
Public Health Trust - Infrastructure (Sunshine State Series 2011A)	-	1,248,000	-	1,248,000
Public Health Trust - Equipment (Capital Asset Series 2017A)	-	3,331,000	-	3,331,000
Quality Neighborhood Improvement Program (QNIP) (Public Service Tax Bonds Series 2011)	-	1,150,000	-	1,150,000
Quality Neighborhood Improvement Program (QNIP) 2017 (Capital Asset Series 2018A)	-	836,000	-	836,000
Quality Neighborhood Improvement Program (QNIP) 2019 (Future Financing)	-	391,000	-	391,000
<b>Total Debt Service</b>	<b>\$ -</b>	<b>\$ 35,542,000</b>	<b>\$ -</b>	<b>\$ 35,542,000</b>
<b>Total Expenditures</b>	<b>\$ 12,875,000</b>	<b>\$ 69,733,000</b>	<b>\$ 1,927,000</b>	<b>\$ 84,535,000</b>

**APPENDIX L: Capital Unfunded Project Summary by Strategic Area and Department**  
(dollars in thousands)

<b>Strategic Area / Department</b>	<b># of Projects</b>	<b>Estimated Total Cost</b>
<b>Public Safety</b>		
Corrections and Rehabilitation	3	\$402,440
Fire Rescue	4	\$12,917
Judicial Administration	1	\$3,200
Medical Examiner	2	\$1,279
Police	17	\$114,204
<b>Strategic Area Total</b>	<b>27</b>	<b>\$534,040</b>
<b>Transportation and Mobility</b>		
Transportation and Public Works	24	\$4,268,816
<b>Strategic Area Total</b>	<b>24</b>	<b>\$4,268,816</b>
<b>Recreation and Culture</b>		
Cultural Affairs	7	\$118,500
Library	26	\$84,874
Parks, Recreation and Open Spaces	27	\$2,407,026
<b>Strategic Area Total</b>	<b>60</b>	<b>\$2,610,400</b>
<b>Neighborhood and Infrastructure</b>		
Solid Waste Management	4	\$1,610,250
Transportation and Public Works	4	\$392,518
Water and Sewer	12	\$6,655,484
<b>Strategic Area Total</b>	<b>20</b>	<b>\$8,658,252</b>
<b>Health and Society</b>		
Community Action and Human Services	2	\$16,000
Homeless Trust	5	\$47,300
Public Housing and Community Developm	1	\$420,000
<b>Strategic Area Total</b>	<b>8</b>	<b>\$483,300</b>
<b>Economic Development</b>		
Aviation	15	\$2,019,340
Seaport	11	\$246,700
<b>Strategic Area Total</b>	<b>26</b>	<b>\$2,266,040</b>
<b>General Government</b>		
Communications	3	\$389
Elections	1	\$1,000
Information Technology	1	\$1,868
<b>Strategic Area Total</b>	<b>5</b>	<b>\$3,257</b>
<b>Grand Total</b>	<b>170</b>	<b>\$18,824,105</b>

**APPENDIX M - FY 2019-20 ADOPTED FUNDING AVAILABLE FOR  
COMMUNITY-BASED ORGANIZATIONS**

<b>Program Category</b>	<b>General Revenue Funding</b>	<b>Other Funding</b>	<b>TOTAL FUNDING</b>
Basic Needs	\$1,330,000		\$1,330,000
Children & Adults with Disabilities	\$781,000		\$781,000
Children, Youth, & Families	\$3,415,000		\$3,415,000
Criminal Justice	\$568,000		\$568,000
Anti-Violence	\$393,000		\$393,000
Elder Needs	\$2,236,000		\$2,236,000
Health	\$590,000		\$590,000
Immigrants/New Entrants	\$450,000		\$450,000
Special Needs	\$2,365,000		\$2,365,000
Workforce Development	\$490,000		\$490,000
Cultural Activities	\$12,909,000	\$8,962,000 <i>a</i>	\$21,871,000
Airport/Seaport Promotions		\$937,500 <i>b</i>	\$937,500
Environmental Protection and Education		\$730,000 <i>c</i>	\$730,000
Miscellaneous	\$11,997,000 <i>d</i>		\$11,997,000
<b>Total</b>	<b>\$37,524,000</b>	<b>\$10,629,500</b>	<b>\$48,153,500</b>

**NOTES:**

*a* Tourist tax proceeds for Tourist Development Council Grants (\$1.3 million), and tourist tax proceeds, other grants, interest for cultural grants, and allocations for regional cultural programs (\$7.662 million)

*b* Seaport promotional funding (\$600,000) and Aviation promotional funding (\$337,500) allocated to CBOs

*c* Proprietary funding from the Regulatory and Economic Resources (\$430,000), Solid Waste Management (\$100,000) and Water and Sewer departments (\$200,000) for environmental grants

*d* Includes general fund allocations to be monitored by the Office of Management and Budget and the Police

**APPENDIX M: FY 2019-20 FUNDING FOR  
COMMUNITY-BASED ORGANIZATIONS**

<b>Organization Name</b>	<b>Category</b>	<b>Amount</b>
Adults Mankind Organization, Inc.	Workforce Development	\$ 126,960
Advocate Program, Inc.	Workforce Development	\$ 41,775
Allapattah Community Action, Inc.	Elder Needs	\$ 70,125
Alliance for Musical Arts Productions, Inc.	Children, Youth & Families	\$ 4,050
American National Red Cross (formerly American Red Cross Greater Miami & The Keys)	Basic Needs	\$ 131,920
Americans for Immigrant Justice, Inc.	Immigrants/ New Entrants	\$ 47,920
Amigos Together For Kids, Inc.	Children, Youth & Families	\$ 35,475
ASPIRA of Florida, Inc.	Anti-Violence	\$ 72,720
Ayuda, Inc.	Elder Needs	\$ 56,880
Banyan Community Health Center, Inc.	Health	\$ 50,960
Be Strong International, Inc. (formerly Abstinence Between Strong Teens International, Inc.)	Children, Youth & Families	\$ 16,500
Belafonte Tacolcy Center, Incorporated	Children, Youth & Families	\$ 28,350
Best Buddies International, Inc.	Children & Adults with Disabilities	\$ 114,800
Best Buddies International, Inc.	Workforce Development	\$ 40,000
Better Way of Miami, Inc.	Special Needs	\$ 400,000
Big Brothers Big Sisters of Greater Miami, Inc.	Children, Youth & Families	\$ 26,100
Borinquen Health Care Center, Inc.	Health	\$ 27,750
Boys & Girls Clubs of Miami-Dade, Inc.	Anti-Violence	\$ 60,000
Branches, Inc.	Basic Needs	\$ 51,040
Branches, Inc.	Workforce Development	\$ 20,000
Breakthrough Miami, Inc.	Children, Youth & Families	\$ 117,040
Camillus House, Inc.	Special Needs	\$ 52,800
Care Resource Community Health Centers, Inc. (formerly Community AIDS Resource, Inc.)	Health	\$ 82,640
Carrfour Supporting Housing, Inc.	Other	\$ 8,025
Casa Valentina, Inc.	Basic Needs	\$ 210,240
Catalyst Miami, Inc. (formerly Human Services Coalition of Miami-Dade County, Inc.)	Basic Needs	\$ 235,680
Catholic Charities of the Archdiocese of Miami, Inc.	Basic Needs	\$ 52,160
Catholic Charities of the Archdiocese of Miami, Inc.	Elder Needs	\$ 48,000
CCDH, Inc.	Children & Adults with Disabilities	\$ 114,960
Center for Family and Child Enrichment, Inc.	Anti-Violence	\$ 199,840
Center for Independent Living of South Florida, Inc.	Children & Adults with Disabilities	\$ 269,360
Center of Information & Orientation, Inc.	Children, Youth & Families	\$ 47,520
Centro Campesino-Farmworker Center, Inc.	Elder Needs	\$ 53,200
Centro Mater Child Care Services, Inc.	Children, Youth & Families	\$ 46,200
Coconut Grove Cares, Inc.	Children, Youth & Families	\$ 10,000
Colombian American Service Association, Inc. (CASA)	Immigrants/ New Entrants	\$ 49,425
Common Threads, Inc.	Children, Youth & Families	\$ 60,000
Communities In Schools of Miami, Inc.	Children, Youth & Families	\$ 21,900
Communities United, Inc.	Elder Needs	\$ 57,375
Community Coalition, Inc.	Elder Needs	\$ 59,040
Concerned African Women, Inc.	Children, Youth & Families	\$ 281,040
Concerned African Women, Inc.	Criminal Justice	\$ 162,560
Cuban American Bar Association Pro Bono Project, Inc.	Anti-Violence	\$ 60,000
Cuban American Bar Association Pro Bono Project, Inc.	Immigrants/ New Entrants	\$ 32,000
Cuban American Bar Association Pro Bono Project, Inc.	Special Needs	\$ 40,000
Curley's House of Style, Inc.	Food Program	\$ 200,000
De Hostos Senior Center Inc.	Elder Needs	\$ 139,875
Douglas Gardens Community Mental Health Center of Miami Beach, Inc.	Special Needs	\$ 10,800
Easter Seals South Florida, Inc.	Elder Needs	\$ 98,560
Easter Seals South Florida, Inc.	Special Needs	\$ 187,600
Epilepsy Florida, Inc. (formerly Epilepsy Foundation of Florida, Inc.)	Children, Youth & Families	\$ 34,400
Epilepsy Florida, Inc. (formerly Epilepsy Foundation of Florida, Inc.)	Health	\$ 65,680
Fairchild Tropical Botanic Garden, Inc.	Other	\$ 66,450
Family Action Movement Network, Inc. (formerly Fanm Ayisyen Nan Miyami, Inc.)	Basic Needs	\$ 20,090
Family Action Movement Network, Inc. (formerly Fanm Ayisyen Nan Miyami, Inc.)	Children, Youth & Families	\$ 84,950
Family Action Movement Network, Inc. (formerly Fanm Ayisyen Nan Miyami, Inc.)	Children & Adults with Disabilities	\$ 24,110
Family Resource Center of South Florida, Inc.	Children, Youth & Families	\$ 28,125
Farm Share, Inc.	Food Program	\$ 460,000

**APPENDIX M: FY 2019-20 FUNDING FOR  
COMMUNITY-BASED ORGANIZATIONS**

<b>Organization Name</b>	<b>Category</b>	<b>Amount</b>
Feeding South Florida, Inc.	Basic Needs	\$ 51,040
Feeding South Florida, Inc.	Food Program	\$ 200,000
Fifty-Five Years & Up, Inc.	Elder Needs	\$ 106,725
Florida International University, Inter-American Conference of Mayors	Other	\$ 17,000
Florida Venture Foundation, Inc.	Children, Youth & Families	\$ 86,550
Foster Care Review, Inc.	Children, Youth & Families	\$ 36,000
Foundation of Community Assistance and Leadership, Inc.	Children, Youth & Families	\$ 34,575
Girl Scout Council of Tropical Florida, Inc.	Children, Youth & Families	\$ 24,075
Greater Miami Services Corps.	Workforce Development	\$ 170,800
Guardianship Program of Dade County, Inc.	Elder Needs	\$ 18,075
Haitian Neighborhood Center, Sant La, Inc.	Basic Needs	\$ 51,100
Haitian Neighborhood Center, Sant La, Inc.	Immigrants/ New Entrants	\$ 27,940
Hearing and Speech Center of Florida, Inc.	Children & Adults with Disabilities	\$ 27,350
Hearing and Speech Center of Florida, Inc.	Children, Youth & Families	\$ 24,100
Hispanic Coalition, Corp.	Children, Youth & Families	\$ 69,600
Holy Temple Human Services Corporation, Inc.	Elder Needs	\$ 47,175
Institute for Child and Family Health, Inc.	Criminal Justice	\$ 52,094
Jewish Community Services of South Florida, Inc.	Children & Adults with Disabilities	\$ 46,410
Jewish Community Services of South Florida, Inc.	Elder Needs	\$ 257,715
Jewish Community Services of South Florida, Inc.	Other	\$ 46,010
Josefa Perez de Castano Kidney Foundation, Inc.	Elder Needs	\$ 45,975
Joshua's Heart Foundation, Inc.	Food Program	\$ 200,000
KIDCO Creative Learning, Inc. (formerly KIDCO Child Care Inc.)	Children, Youth & Families	\$ 24,075
Kristi House, Inc.	Special Needs	\$ 418,080
Latinos Salud, Inc.	Health	\$ 109,040
Latinos United in Action Center, Inc.	Children, Youth & Families	\$ 22,350
Lawyers for Children America, Inc.	Children, Youth & Families	\$ 51,200
Legal Services of Greater Miami, Inc.	Basic Needs	\$ 36,670
Legal Services of Greater Miami, Inc.	Immigrants/ New Entrants	\$ 52,700
Legal Services of Greater Miami, Inc.	Other	\$ 26,360
Legal Services of Greater Miami, Inc.	Special Needs	\$ 63,950
Leisure City/ Modello Optimist Club of Florida, Inc.	Children, Youth & Families	\$ 18,075
Liga Contra el Cancer, Inc.	Health	\$ 82,725
Little Havana Activities & Nutrition Centers of Dade County, Inc.	Elder Needs	\$ 371,175
Live Like Bella (Live Like Bella Childhood Cancer Foundation)	Special Needs	\$ 500,000
Llirraf'O, Inc.	Children, Youth & Families	\$ 174,000
Masada Home Care, Inc.	Elder Needs	\$ 39,520
Miami Children's Initiative, Inc.	Children, Youth & Families	\$ 6,750
Miami City Ballet, Inc.	Children, Youth & Families	\$ 129,520
Miami Lighthouse for the Blind and Visually Impaired, Inc.	Elder Needs	\$ 120,000
Miami Northside Optimist Club, Inc.	Children, Youth & Families	\$ 9,450
Michael-Ann Russell Jewish Community Center, Inc.	Elder Needs	\$ 82,880
Mujeres Unidas en Justicia Educacion Y Reforma, Inc.	Children, Youth & Families	\$ 101,025
Multi-Ethnic Youth Group Association , Inc.	Children, Youth & Families	\$ 48,675
Neighbors and Neighbors Association, Inc.	Other	\$ 33,075
New Hope CORPS, Inc.	Special Needs	\$ 449,040
North Miami Foundation for Senior Citizens' Services, Inc.	Elder Needs	\$ 187,680
Omega Activity Center Foundation, Inc.	Children, Youth & Families	\$ 18,900
Overtown Youth Center, Inc.	Children, Youth & Families	\$ 99,040
Palmetto Raiders Youth Development Club, Inc.	Children, Youth & Families	\$ 6,825
Psycho-Social Rehabilitation Center, Inc.	Workforce Development	\$ 90,800
Public Health Trust of Miami-Dade County	Children & Adults with Disabilities	\$ 24,080
Public Health Trust of Miami-Dade County, Florida	Criminal Justice	\$ 200,000
Rainbow Community Development Corporation	Children, Youth & Families	\$ 35,475
Read2Succeed, Inc.	Children, Youth & Families	\$ 26,550
Reading and Math, Inc.	Children, Youth & Families	\$ 312,800
Regis House, Inc.	Children, Youth & Families	\$ 112,810
Regis House, Inc.	Criminal Justice	\$ 38,160

**APPENDIX M: FY 2019-20 FUNDING FOR  
COMMUNITY-BASED ORGANIZATIONS**

<b>Organization Name</b>	<b>Category</b>	<b>Amount</b>
Regis House, Inc.	Health	\$ 14,180
Richmond Height Community Association, Inc.	Basic Needs	\$ 32,175
Richmond Perrine Optimist Club, Inc. of Miami, FL	Children, Youth & Families	\$ 185,025
Senior L.I.F.T. Center, Inc.	Elder Needs	\$ 45,920
South Florida Youth Symphony, Inc.	Children, Youth & Families	\$ 6,000
Southwest Social Services Programs, Inc.	Elder Needs	\$ 194,720
Spinal Cord Living-Assistance Development, Inc. (SCLAD)	Children & Adults with Disabilities	\$ 54,400
St. Alban's Day Nursery, Inc.	Children, Youth & Families	\$ 32,925
St. Thomas University, Inc.	Immigrants/ New Entrants	\$ 49,840
Teen Up-ward Bound, Incorporated	Children, Youth & Families	\$ 19,275
The Abriendo Puertas Governing Board of East Little Havana, Inc.	Basic Needs	\$ 251,120
The Association for Development of the Exceptional, Inc. (A.D.E)	Children & Adults with Disabilities	\$ 105,040
The Coalition of Florida Farmwork Organizations, Inc.	Basic Needs	\$ 51,040
The Education Fund, Inc.	Children, Youth & Families	\$ 164,640
The Family Christian Association of America, Inc.	Children, Youth & Families	\$ 54,375
The Institute of Black Family Life, Inc.	Criminal Justice	\$ 8,400
The Key Clubhouse of South Florida	Special Needs	\$ 56,000
The Liberty City Optimist Club of Florida, Inc.	Children, Youth & Families	\$ 33,525
The Motivational Edge, Inc.	Children, Youth & Families	\$ 38,000
The Optimist Foundation of Greater Goulds Florida, Inc.	Children, Youth & Families	\$ 44,175
The Salvation Army	Basic Needs	\$ 35,475
The Sundari Foundation, Inc.	Children, Youth & Families	\$ 307,040
The Sundari Foundation, Inc.	Special Needs	\$ 110,480
The Sundari Foundation, Inc.	Other	\$ 450,000
The Women's Breast & Heart Initiative, Florida Affiliate, Inc.	Health	\$ 55,040
Thelma Gibson Health Initiative, Inc.	Children, Youth & Families	\$ 38,160
Thelma Gibson Health Initiative, Inc.	Criminal Justice	\$ 16,470
Thelma Gibson Health Initiative, Inc.	Health	\$ 16,470
Transition, Inc.	Other	\$ 78,320
United Home Care Services, Inc.	Elder Needs	\$ 135,600
University of Miami	Children, Youth & Families	\$ 28,100
Urgent, Inc.	Children, Youth & Families	\$ 20,475
Victory for Youth, Inc. (Share Your Heart)	Food Program	\$ 200,000
Voices for Children Foundation, Inc.	Basic Needs	\$ 25,110
Voices for Children Foundation, Inc.	Children, Youth & Families	\$ 18,910
Voices for Children Foundation, Inc.	Special Needs	\$ 13,055
WeCount!, Inc.	Immigrants/ New Entrants	\$ 40,000
Wellspring Counseling, Inc.	Special Needs	\$ 63,360
West Kendall Baptist Hospital, Inc.	Health	\$ 85,280
World Literacy Crusade of FL., Inc.	Children, Youth & Families	\$ 110,400
World Literacy Crusade of FL., Inc.	Criminal Justice	\$ 90,160
Youth Co-Op, Inc.	Immigrants/ New Entrants	\$ 150,240
YWCA of Greater Miami-Dade, Inc.	Basic Needs	\$ 94,640
<b>Police Grants</b>		
Citizen's Crime Watch of Miami-Dade County, Inc.	Police Grants	\$ 272,500
Citizen's Crime Watch of Miami-Dade County, Inc.	Police Grants	\$ 103,550
Police Benevolent Association	Police Grants	\$ 5,950
The Alternative Programs, Inc.	Police Grants	\$ 651,000
Trauma Resolution Center, Inc. (a.k.a. Victim Services Center, Inc.)	Police Grants	\$ 382,500
Trauma Resolution Center, Inc. (a.k.a. Victim Services Center, Inc.)	Police Grants	\$ 14,875
Trauma Resolution Center, Inc. (a.k.a. Victim Services Center, Inc.)	Police Grants	\$ 8,925
Trauma Resolution Center, Inc. (a.k.a. Victim Services Center, Inc.)	Police Grants	\$ 5,950

**APPENDIX N: MIAMI-DADE COUNTY FY 2019-20 ADOPTED GAS TAX REVENUES**

*STATE MOTOR FUEL TAXES DISTRIBUTED TO LOCAL GOVERNMENTS*

Title of Gas Tax	Amount Imposed Per Gallon	Type of Fuel Imposed on	Computation Formula	Allowable Usages	Amount Received per cent FY 2019-20 Budget	County's share for FY 2019-20 Budget	Allocation within the fund
A) Constitutional Gas Tax Section 9(c), Article XII Revised 1968 Florida Constitution; Sections 206.41 and 206.47, F.S. Also known as the Secondary Gas Tax	2.0 cents	All Fuels	Proceeds allocated to Counties based on weighted formula: 25% ratio of County/State population, 25% ratio County area/State area, 50% ratio collection in County/collection in all Counties	Acquisition, construction and maintenance of roads; bondable for the same purposes	\$10,858,000	\$21,716,000	20% - used in County-wide General Fund (\$4.251 million); 80% - used in DTPW's Construction Funds (\$17.465 million)
B) County Gas Tax Sections 206.41(1)(b) and 206.60, F.S.	1.0 cent	All Fuels	Proceeds allocated to Counties based on weighted formula: 25% ratio of County/State population, 25% ratio County area/State area, 50% ratio collection in County/collection in all Counties	All legitimate County transportation purposes; can be used for both Public Works and Transit needs	\$9,215,000	\$9,215,000	The State is allowed to impose a 7.3% administrative fee
C) Municipal Gas Tax Sections 206.605(1), 206.879(1), and 210.20(2)(a), and Part II of Chapter 218, F.S.	1.0 cent	Gas / Gasohol and Diesel	Proceeds allocated to Florida's Revenue Sharing Trust Fund for Municipalities on the basis of 1/3 population, 1/3 sales tax collection, and 1/3 local government revenue raising ability	All legitimate municipal transportation purposes, including public safety related purposes; can only be used for UMSA transportation related purposes	N/A	Included in the \$48.210 million of UMSA state revenue sharing	The State is allowed to impose a 7.3% administrative fee on gas tax portion
D) Local Option Gas Tax Section 336.025, F.S.	6.0 cents	Gas / Gasohol and Diesel	Pursuant to Interlocal Agreement, proceeds allocated 70.40% to the County and 29.60% to the Cities (based upon a weighted formula: 75% population and 25% center line miles); proceeds based upon gas tax collected within the County	All legitimate transportation purposes; can be used both for Public Works and Transit needs	\$10,723,000  County's share is \$7,549,000	\$45,292,000	The State is allowed to impose a 7.3% administrative fee
E) Capital Improvement Local Option Gas Tax. Can impose up to 5.0 cents. Section 336.025(1)(B), F.S. as created by Section 40 Chapter 93-206-effective 1/1/94 (originally on 1/1/94 - 5 cents were imposed, was amended in 6/96 and reduced to 3 cents on 9/1/96)	3.0 cents	Gas / Gasohol	Pursuant to Interlocal Agreement, proceeds allocated 74.00% to the County and 26.00% to the cities (based on a weighted formula: 75% population, 25% center line miles); proceeds based upon the gas tax collected within the County	All County capital transportation purposes; can only be used by either Public Works or Transit for capital improvement needs	\$9,457,000  County's share is \$6,998,000	\$20,995,000	The State is allowed to impose a 7.3% administrative fee
F) Ninth Cent Gas Tax Section 336.021, F.S. as amended by Section 47, Chapter 93-206- effective 1/1/94	1.0 cent	Gas / Gasohol and Diesel	Proceeds allocated to the County were the tax is collected	All County transportation purposes	\$11,549,000	\$11,549,000	Countywide General Fund transportation related expenses

F.S.: Florida Statutes

DTPW: Transportation and Public Works

UMSA: Unincorporated Municipal Service Area

**APPENDIX O: TRANSIENT LODGING AND FOOD AND BEVERAGE TAXES**

*FOR TOURIST DEVELOPMENT, CONVENTION DEVELOPMENT, AND HOMELESS AND DOMESTIC VIOLENCE PROGRAMS AND FACILITIES*

<b>Tax</b>	<b>Imposed</b>	<b>Permissible</b>	<b>Use</b>	<b>Distributed</b>	<b>To</b>
<b>2% Tourist Development**</b>	1978	Convention centers, arenas, auditoriums; promote and advertise tourism; convention/tourist bureaus; beach maintenance/improvements	60% less \$1,200,000 to Greater Miami Convention and Visitors Bureau; 20% to Dept. of Cultural Affairs; 20% to facilities within the City of Miami; \$1,200,000 to the Tourist Development Council grants	<b>FY 2017-18 Actual:</b>	\$ 29,993,858
- Transient Lodging				<b>FY 2018-19 Actual:</b>	\$ 31,223,480
				<b>FY 2019-20 Estimate:</b>	\$ 32,464,000

*Florida Statutes Section 125.0104; County Code section 29-51*

<b>2% Tourist Development Surtax**</b>	1990	Countywide convention/visitors bureau for promotional activity	100% less \$100,000 to Greater Miami Convention and Visitors Bureau; \$100,000 to Tourist Development Council	<b>FY 2017-18 Actual:</b>	\$ 8,038,029
- Food and Beverages (sold in hotels and motels)				<b>FY 2018-19 Actual:</b>	\$ 8,442,888
				<b>FY 2019-20 Estimate:</b>	\$ 8,131,000

*Florida Statutes Section 212.0306; County Code section 29-51*

<b>3% Convention Development***</b>	1983	2/3 to largest public convention center then excess to County for constructing/operating stadiums, arenas, auditoriums, exhibition halls, light rail systems; 1/3 to be spent in most populous city for eligible projects such as constructing/operating stadiums, arenas, auditoriums, and exhibition halls	Miami-Dade County for bond payments for the Performing Arts Center and neighborhood cultural facilities, Performing Arts Center operations, American Airlines Arena operations/maintenance, Interlocal payments to City of Miami Beach and City of Miami; residuals to Miami-Dade County for eligible projects	<b>FY 2017-18 Actual:</b>	\$ 88,513,592
- Transient Lodging				<b>FY 2018-19 Actual:</b>	\$ 90,970,531
				<b>FY 2019-20 Estimate:</b>	\$ 97,025,000

*Florida Statute 212.0305 (4)(b); County Code section 29-60*

<b>1% Professional Sports Franchise**</b>	1990	To pay debt service on bonds issued to finance construction, reconstruction or renovation of a professional sports franchise facility	Miami-Dade County to pay debt service on bonds	<b>FY 2017-18 Actual:</b>	\$ 14,996,929
- Transient Lodging				<b>FY 2018-19 Actual:</b>	\$ 15,611,740
				<b>FY 2019-20 Estimate:</b>	\$ 16,232,000

*Florida Statute 125.0104 (3)(l); County Code section 29-51*

<b>1% Food and Beverage Tax for Homeless and Domestic Violence**</b>	1993	85% for homeless programs and 15% for the construction and operation of domestic violence centers	Approximately 85% to Homeless Trust and approximately 15% to Miami-Dade County for domestic violence centers	<b>FY 2017-18 Actual:</b>	\$ 27,604,368
(premises of consumption excluding hotels and motels)				<b>FY 2018-19 Actual:</b>	\$ 29,355,204
				<b>FY 2019-20 Estimate:</b>	\$ 30,026,000

*Florida Statute 212.0306; County Code section 29-51*

NOTE: Pursuant to state statute, FY 2019-20 estimates are budgeted at 95% of estimated revenues

\* Excluding collection fees

\*\* Geographic area includes Miami-Dade County except Miami Beach, Bal Harbour and Surfside

\*\*\* Geographic area includes Miami-Dade County except Bal Harbour and Surfside

## APPENDIX P: REVENUE CAPACITY

### ACTUAL VALUE AND ASSESSED VALUE OF TAXABLE PROPERTY (Unaudited) LAST TEN FISCAL YEARS (in thousands)

#### Total Actual

Fiscal Year	Real Property				and Assessed	Exemptions <sup>a</sup>			Total	
Ended September 30,	Residential Property	Commercial / Industrial Property	Government / Institutional	Personal Property / Centrally Assessed Property	Value of Taxable Property	Real Property - Amendment 10 Excluded Value <sup>b</sup>	Real Property - Other Exemptions	Personal Property / Centrally Assessed Property	Taxable Assessed Value	Total Direct Tax Rate
2010	204,558,802	63,836,984	23,228,078	15,570,290	307,194,154	36,876,680	53,394,520	5,474,737	211,448,217	7.424
2011	160,866,687	57,774,400	23,438,756	15,472,772	257,552,615	15,861,969	52,348,084	5,436,067	183,906,495	8.367
2012	157,542,515	55,104,068	23,721,709	15,328,770	251,697,062	14,229,202	51,971,081	5,453,966	180,042,813	7.295
2013	160,175,268	56,439,801	23,527,174	15,572,148	255,714,390	13,507,069	52,941,254	5,334,992	183,931,076	7.135
2014	168,994,844	57,759,674	23,096,629	17,238,830	267,089,978	14,756,461	55,380,823	5,555,738	191,396,956	7.256
2015	196,063,548	61,020,542	24,451,075	18,050,702	299,585,867	25,683,760	62,359,146	5,676,420	205,866,541	7.316
2016	225,419,272	68,407,631	26,216,817	18,447,758	338,491,478	36,988,381	70,316,704	5,659,546	225,526,848	7.283
2017	251,922,449	74,772,583	28,085,673	18,992,073	373,772,777	46,537,562	74,497,769	5,705,672	247,031,774	7.209
2018	268,024,739	81,589,778	29,629,048	19,489,946	398,733,512	50,050,209	74,238,845	5,819,653	268,624,804	7.198
2019 <sup>c</sup>	280,291,822	87,286,260	30,206,220	20,145,146	417,929,448	51,811,573	74,785,838	5,947,123	285,384,915	7.264

**Source:** Miami-Dade County Office of the Property Appraiser

**Note:** Property in the County is reassessed each year. Property is assessed at actual market value. Tax rates are per \$1,000 of assessed value.

Total actual and assessed values for each year reflect the Final Tax Roll certified for the previous year.

<sup>a</sup>Exemptions for real property include: \$25,000 homestead exemption; an additional \$25,000 homestead exemption (excluding School Board taxes) starting in FY widows/widowers exemption; governmental exemption; disability/blind age 65 and older exemption; institutional exemption; economic development exemption and other exemptions as allowed by law.

<sup>b</sup>Amendment 10 was an amendment to the Florida Constitution in 1992 which capped the assessed value of properties with homestead exemption to increases of 3% per year or the Consumer Price Index, whichever is less (193.155, F.S.).

<sup>c</sup>Total actual and assessed values for FY 2019 reflect the Final 2018 Tax Roll certified on June 28, 2019.

## APPENDIX Q: DEBT CAPACITY

### RATIOS OF NET GENERAL BONDED DEBT OUTSTANDING (Unaudited)

LAST TEN FISCAL YEARS

*(dollars in thousands, except per capita)*

Fiscal Year Ended September 30,	General Bonded Debt Outstanding						Percentage of Actual Value of Taxable Property	Per Capita
	General Obligation Bonds in Governmental Activities	General Obligation Bonds in Business-Type Activities (a)	Total General Obligation Bonded Debt	Less: Amounts Restricted to Repayment of Principal	Total			
2009	843,961	130,370	974,331	21,734	952,597	0.26%	397	
2010	881,276	365,655	1,246,931	42,180	1,204,751	0.39%	470	
2011	1,062,146	351,130	1,413,276	62,014	1,351,262	0.52%	537	
2012	1,043,496	341,500	1,384,996	39,098	1,345,898	0.53%	528	
2013	1,179,986	332,360	1,512,346	30,025	1,482,321	0.58%	578	
2014	1,313,548	322,805	1,636,353	31,360	1,604,993	0.60%	621	
2015	1,599,673	323,815	1,923,488	29,480	1,894,008	0.63%	714	
2016	1,803,144	312,552	2,115,696	34,121	2,081,575	0.61%	772	
2017	1,889,478	300,930	2,190,408	48,155	2,142,253	0.57%	781	
2018	2,013,020 (b)	288,828 (c)	2,301,848	53,800	2,248,048	0.56%	809	

**Note:**

As per the Florida Constitution, there is no limit on the amount of ad valorem taxes a county may levy for the payment of general obligation bonds.

a General Obligation Bonds in the Business-Type Activities for FY 2018 includes \$75.9 million of Seaport General Obligation Refunding Bonds, Series 2011C and \$212.9 million of Double-Barreled Aviation Bonds, Series 2010. The Bonds are payable from ad valorem taxes levied on all taxable property of the County to the extent that net available revenues from the Seaport and Aviation are insufficient to pay debt service.

b Included in this value is an unamortized premium/discount of \$175.505 million

c Included in this value is an unamortized premium/discount of \$8.443 million

**APPENDIX R: RATIOS OF OUTSTANDING DEBT BY  
TYPE (UNAUDITED)**

**LAST TEN FISCAL YEARS**

*(dollars in thousands, except per capita)*

Governmental Activities								
Fiscal Year Ended	General Obligation Bonds (a)	Special Obligation Bonds	Housing		Loans and notes payable	Capital Leases	Business-Type Activities	
			Agency Bonds and Notes Payable	Revenue Bonds			Loans and Notes Payable	Total Primary Government
September 30,								
2009	\$ 843,961	\$ 2,321,551			\$ 255,697	\$ 10,548		
2010	881,276	2,461,903			232,112	10,223		
2011	1,062,146	2,472,276			202,112	46,367		
2012	1,043,496	2,583,023	\$ 34,525		143,361	50,455		
2013	1,179,986	2,620,722	31,361		119,174	63,928		
2014	1,313,548	2,671,646	28,022		102,810	79,015		
2015	1,599,673	2,632,450	24,633		85,897	47,823		
2016	1,803,144	2,720,412	21,094		68,912	54,637		
2017	1,889,478	2,677,277	17,480		52,726	89,415		
2018	2,013,020	2,667,308	13,691		47,561	97,916		
September 30,								

Fiscal Year Ended	General Obligation Bonds (a)	Special Obligation Bonds	Revenue Bonds	Loans and Notes Payable	Capital Leases	Total Primary Government	Percentage of Personal Income (b)	Per Capita (b)
September 30,								
2009	\$ 130,370	\$ 105,249	\$ 7,618,479	\$ 549,000	\$ 306,733	\$ 12,141,588	13%	5.06
2010	365,655	111,567	9,349,617	532,959	204,575	14,149,887	15%	5.52
2011	351,130	184,571	9,209,189	615,837	182,656	14,326,284	14%	5.59
2012	341,500	177,204	9,481,748	519,624	163,035	14,537,971	14%	5.67
2013	332,360	163,137	9,919,133	518,727	134,996	15,083,524	15%	5.88
2014	322,805	157,601	9,960,557	518,546	126,203	15,280,753	14%	5.96
2015	323,815	143,563	10,149,493	505,539	54,379	15,567,265	13%	5.87
2016	312,552	1,243,783	8,877,798	478,592	25,931	15,606,855	13%	5.79
2017	300,930	1,224,193	8,676,294	465,806	28,137	15,421,736	12%	5.62
2018	288,828	1,407,682	8,935,327	439,167	214,130	16,124,630	(1)	

**Note:** Details regarding the County's outstanding debt can be found in the notes to the financial statements.

**a** General Obligation Bonds in the Business-Type Activities for FY 2018 includes \$75.9 million of Seaport General Obligation Refunding Bonds, Series 2011C and \$212.9 million of Double-Barreled Aviation Bonds, Series 2010. The Bonds are payable from ad valorem taxes levied on all taxable property of the County to the extent that net available revenues from the Seaport and Aviation are insufficient to pay debt service.

**b** See the Demographics and Economic Statistics schedule in the County's Comprehensive Annual Financial Report 2018 page 251. (<https://www.miamidade.gov/global/finance/annual-reports.page>)

**Legend:**

(1) The personal income data for 2018 is unavailable from the U.S. Department of Commerce as of this report date.

**APPENDIX S: MIAMI-DADE COUNTY OUTSTANDING DEBT**  
as of Sept 23, 2019

Name of the Financing	Issue Date	Final Maturity Date	Purpose	Security	Interest Rate	FY 2019-20 Principal Payment	FY 2019-20 Interest Payment	FY 2019-20 Total Debt Service Payment	FYE 2019-20 Outstanding Balance
<b>GENERAL OBLIGATION BONDS</b>									
\$37,945,000 General Obligation Refunding Bonds, (Parks Program) Series 2011B	5/26/2011	2026	The Series 2011B Bonds were issued to refund, defease and redeem all or a portion of the Parks Program Bonds Series 1999 and 2001. The Series 2011B Bonds were issued pursuant to Ordinance No. 96-115, as amended by Ordinance No. 03-139 and Resolution Nos. R-1193-97, R-1183-98 and R-134-11.	The Series 2011B Bonds are general obligations of the County and are payable from unlimited ad valorem taxes on all taxable real and tangible property within the County (excluding exempt property as required by Florida law). The full faith, credit and taxing power of the County are irrevocably pledged to the payment of principal of and interest on the Series 2011B Bonds.	3.000% to 5.000%	\$2,690,000	\$753,288	\$3,443,288	\$18,010,000
\$49,990,000 General Obligation Refunding Bonds, (Parks Program) Series 2015A	1/21/2015	2030	The Series 2015A Bonds were issued to refund, defease and redeem all or a portion of the Parks Program Bonds Series 2005. The Series 2015A Bonds were issued pursuant to Ordinance No. 96-115, as amended by Ordinance No. 03-139 and Resolution Nos. R-1193-97, R-1183-98, R-576-05 and R-870-14.	The Series 2015A Bonds are general obligations of the County and are payable from unlimited ad valorem taxes on all taxable real and tangible property within the County (excluding exempt property as required by Florida law). The full faith, credit and taxing power of the County are irrevocably pledged to the payment of principal of and interest on the Series 2015A Bonds.	3.000% to 5.000%	\$0	\$2,278,100	\$2,278,100	\$49,990,000
\$50,980,000 General Obligation Bonds, (Building Better Communities) Series 2010A	2/4/2010	2039	The Series 2010A Bonds were issued pursuant to a voted authorization of \$2,925,750,000 in County general obligation bonds authorized by the Ordinance and approved by the voters at a special election of the County held on November 2, 2004 to fund Building Better Communities Program (the "BBC Program Bonds"). The Series 2010A Bonds are being issued to pay a portion of the costs of the Baseball Stadium. The Series 2010A Bonds were issued pursuant to Ordinance No. 05-47, Resolution Nos. R-913-04, R-576-05, R-1371-07 and R-337-09.	The Series 2010A Bonds are general obligations of the County and are payable from unlimited ad valorem taxes on all taxable real and tangible property within the County (excluding exempt property as required by Florida law). The full faith, credit and taxing power of the County are irrevocably pledged to the payment of principal of, and interest on, the Series 2010A Bonds.	2.250% to 4.750%	\$1,325,000	\$1,811,031	\$3,136,031	\$39,165,000
\$196,705,000 General Obligation Bonds, (Building Better Communities) Series 2011A	5/26/2011	2041	The Series 2011A Bonds were issued pursuant to a voted authorization of \$2,925,750,000 in County general obligation bonds authorized by the Ordinance and approved by the voters at a special election of the County held on November 2, 2004 to fund Building Better Communities Program (the "BBC Program Bonds"). The Series 2011A Bonds are being issued to pay the costs of various capital projects that are part of the Building Better Communities Program. The Series 2011A Bonds were issued pursuant to Ordinance No. 05-47, Resolution Nos. R-912-04, R-913-04, R-914-04, R-915-04, R-916-04, R-917-04, R-918-04, R-919-04, R-576-05 and R-134-11.	The Series 2011A Bonds are general obligations of the County and are payable from unlimited ad valorem taxes on all taxable real and tangible property within the County (excluding exempt property as required by Florida law). The full faith, credit and taxing power of the County are irrevocably pledged to the payment of principal of and interest on the Series 2011A Bonds.	3.000% to 5.000%	\$4,570,000	\$7,927,500	\$12,497,500	\$160,905,000
\$175,085,000 General Obligation Bonds (Building Better Communities) Series 2013-A	5/7/2015	2033	The Series 2013A Bonds were issued pursuant to voted authorization of \$2,925,750,000 in County general obligation bonds authorized by the Ordinance and approved by the voters at a special election of the County held on November 2, 2004 to fund Building Better Communities Program (the "BBC Program Bonds"). The Series 2013A Bonds are being issued to pay the costs of various capital projects that are part of the Building Better Communities Program. The Series 2013A Bonds were issued pursuant to Ordinance No. 05-47, Resolution Nos. R-912-04, R-913-04, R-914-04, R-915-04, R-916-04, R-917-04, R-918-04, R-919-04, R-576-05 and R-1071-12.	The Series 2013A Bonds are general obligations of the County and are payable from unlimited ad valorem taxes on all taxable real and tangible property within the County (excluding exempt property as required by Florida law). The full faith, credit and taxing power of the County are irrevocably pledged to the payment of principal of and interest on the Series 2013A Bonds.	2.000% to 5.000%	\$7,625,000	\$7,250,875	\$14,875,875	\$141,165,000
\$112,925,000 General Obligation Bonds (Building Better Communities) Series 2014A	2/3/2014	2043	The Series 2014A Bonds were issued pursuant to voted authorization of \$2,925,750,000 in County general obligation bonds authorized by the Ordinance and approved by the voters at a special election of the County held on November 2, 2004 to fund Building Better Communities Program (the "BBC Program Bonds"). The Series 2014A Bonds are being issued to pay the costs of various capital projects that are part of the Building Better Communities Program. The Series 2014A Bonds were issued pursuant to Ordinance No. 05-47, Resolution Nos. R-912-04, R-913-04, R-914-04, R-915-04, R-916-04, R-917-04, R-918-04, R-919-04, R-576-05 and R-1071-12.	The Series 2014A Bonds are general obligations of the County and are payable from unlimited ad valorem taxes on all taxable real and tangible property within the County (excluding exempt property as required by Florida law). The full faith, credit and taxing power of the County are irrevocably pledged to the payment of principal of and interest on the Series 2014A Bonds.	4.000% to 5.000%	\$0	\$5,476,550	\$5,476,550	\$112,925,000
\$68,000,000 General Obligation Bonds (Building Better Communities) Series 2014A (Fixed)	5/7/2015	2042	The Series 2014A Bonds were issued pursuant to voted authorization of \$2,925,750,000 in County general obligation bonds authorized by the Ordinance and approved by the voters at a special election of the County held on November 2, 2004 to fund Building Better Communities Program (the "BBC Program Bonds"). The Series 2014A Bonds are being issued to pay the costs of various capital projects that are part of the Building Better Communities Program. The Series 2014A Bonds were issued pursuant to Ordinance No. 05-47, Resolution Nos. R-912-04, R-913-04, R-914-04, R-915-04, R-916-04, R-917-04, R-918-04, R-919-04, R-576-05 and R-1071-12.	The Series 2014A Bonds are general obligations of the County and are payable from unlimited ad valorem taxes on all taxable real and tangible property within the County (excluding exempt property as required by Florida law). The full faith, credit and taxing power of the County are irrevocably pledged to the payment of principal of and interest on the Series 2014A Bonds.	3.750% to 4.000%	\$0	\$2,657,500	\$2,657,500	\$68,000,000
\$230,215,000 General Obligation Refunding Bonds (Building Better Communities) Series 2015B	1/21/2015	2035	The Series 2015B Bonds were issued to refund, defease and redeem all or a portion of the Building Better Communities Program, Series 2005. The Series 2015B Bonds were issued pursuant to Ordinance No. 5-47 and Resolution Nos. R-576-05 and R-870-14.	The Series 2015B Bonds are general obligations of the County and are payable from unlimited ad valorem taxes on all taxable real and tangible property within the County (excluding exempt property as required by Florida law). The full faith, credit and taxing power of the County are irrevocably pledged to the payment of principal of and interest on the Series 2015B Bonds.	3.000% to 5.000%	\$7,075,000	\$9,958,700	\$17,033,700	\$223,140,000

**APPENDIX S: MIAMI-DADE COUNTY OUTSTANDING DEBT**  
as of Sept 23, 2019

Name of the Financing	Issue Date	Final Maturity Date	Purpose	Security	Interest Rate	FY 2019-20 Principal Payment	FY 2019-20 Interest Payment	FY 2019-20 Total Debt Service Payment	FYE 2019-20 Outstanding Balance
\$227,215,000 General Obligation Bonds (Building Better Communities) Series 2015D	6/2/2016	2045	The Series 2015D Bonds were issued pursuant to voted authorization of \$2,925,750,000 in County general obligation bonds authorized by the Ordinance and approved by the voters at a special election of the County held on November 2, 2004 to fund Building Better Communities Program (the "BBC Program Bonds"). The Series 2015D Bonds are being issued to pay the costs of various capital projects that are part of the Building Better Communities Program. The Series 2015D Bonds were issued pursuant to Ordinance No. 05-47, Resolution Nos. R-912-04, R-913-04, R-914-04, R-915-04, R-916-04, R-917-04, R-918-04, R-919-04, R-576-05 and R-1071-12.	The Series 2015D Bonds are general obligations of the County and are payable from unlimited ad valorem taxes on all taxable real and tangible property within the County (excluding exempt property as required by Florida law). The full faith, credit and taxing power of the County are irrevocably pledged to the payment of principal of and interest on the Series 2015D Bonds.	2.000% to 5.000%	\$5,730,000	\$10,104,400	\$15,834,400	\$205,815,000
\$339,375,000 General Obligation Bonds (Building Better Communities) Series 2016A	5/11/2016	2038	The Series 2016A Bonds were issued pursuant to voted authorization of \$2,925,750,000 in County general obligation bonds authorized by the Ordinance and approved by the voters at a special election of the County held on November 2, 2004 to fund Building Better Communities Program (the "BBC Program Bonds"). The Series 2016A Bonds are being issued to refund all or a portion of the BBC Program Bonds, Series 2008A, Series 2008B, Series 2008B-1 and to pay the cost of issuance. The Series 2016A Bonds were issued pursuant to Ordinance No. 05-47, Resolution Nos. R-912-04, R-913-04, R-914-04, R-915-04, R-916-04, R-917-04, R-918-04, R-919-04, R-576-05 and R-268-16.	The Series 2016A Bonds are general obligations of the County and are payable from unlimited ad valorem taxes on all taxable real and tangible property within the County (excluding exempt property as required by Florida law). The full faith, credit and taxing power of the County are irrevocably pledged to the payment of principal of and interest on the Series 2016A Bonds.	5.000%	\$10,130,000.00	\$16,486,750	\$26,616,750	\$319,605,000
\$400,000,000 General Obligation Bonds (Building Better Communities) Series 2016A-1 and 2016A-2	6/8/2016	2046	The Series 2016A-1 and 2016A-2 Bonds were issued pursuant to voted authorization of \$2,925,750,000 in County general obligation bonds authorized by the Ordinance and approved by the voters at a special election of the County held on November 2, 2004 to fund Building Better Communities Program (the "BBC Program Bonds"). The Series 2016A-1 and 2016A-2 Bonds are being issued to pay the costs of various capital projects that are part of the Building Better Communities Program and to pay the cost of issuance. The Series 2016A-1 and Series 2016A-2 Bonds were issued pursuant to Ordinance No. 05-47, Resolution Nos. R-912-04, R-913-04, R-914-04, R-915-04, R-916-04, R-917-04, R-918-04, R-919-04, R-576-05 and R-348-16.	The Series 2016A-1 and 2016A-2 Bonds are general obligations of the County and are payable from unlimited ad valorem taxes on all taxable real and tangible property within the County (excluding exempt property as required by Florida law). The full faith, credit and taxing power of the County are irrevocably pledged to the payment of principal of and interest on the Series 2016A-1 and 2016A-2 Bonds.	Variable	0	\$20,000,000	\$20,000,000	\$208,000,000
\$94,915,000 General Obligation Bonds (Public Health Trust Program) Series 2015C	1/21/2015	2044	The Series 2015C Bonds were issued pursuant to voted authorization of \$830,000,000 in County general obligation bonds authorized by the Ordinance and approved by the voters at a special election of the County held on November 5, 2013 to fund Public Health Trust Program. The Series 2015C Bonds are being issued to pay the costs of various capital projects that are part of the Public Health Trust Program. The Series 2015C Bonds were issued pursuant to Ordinance No. 14-52, Resolution No R-497-14.	The Series 2015C Bonds are general obligations of the County and are payable from unlimited ad valorem taxes on all taxable real and tangible property within the County (excluding exempt property as required by Florida law). The full faith, credit and taxing power of the County are irrevocably pledged to the payment of principal of and interest on the Series 2015C Bonds.	2.000% to 5.000%	\$2,100,000	\$3,376,381	\$5,476,381	\$84,215,000
\$191,260,000 General Obligation Bonds (Public Health Trust Program) Series 2016A	9/11/2018	2046	The Series 2016A Bonds were issued pursuant to voted authorization of \$830,000,000 in County general obligation bonds authorized by the Ordinance and approved by the voters at a special election of the County held on November 5, 2013 to fund Public Health Trust Program. The Series 2016A Bonds are being issued to pay the costs of various capital projects that are part of the Public Health Trust Program. The Series 2016A Bonds were issued pursuant to Ordinance No. 14-52, Resolution No R-783-16.	The Series 2016A Bonds are general obligations of the County and are payable from unlimited ad valorem taxes on all taxable real and tangible property within the County (excluding exempt property as required by Florida law). The full faith, credit and taxing power of the County are irrevocably pledged to the payment of principal of and interest on the Series 2016A Bonds.	2.50% to 5.00%	\$3,830,000	\$7,666,250	\$11,496,250	\$184,465,000
\$163,760,000 General Obligation Bonds (Public Health Trust Program) Series 2018A	10/24/2018	2048	The Series 2018A Bonds were issued pursuant to voted authorization of \$830,000,000 in County general obligation bonds authorized by the Ordinance and approved by the voters at a special election of the County held on November 5, 2013 to fund Public Health Trust Program. The Series 2018A Bonds are being issued to pay the costs of various capital projects that are part of the Public Health Trust Program. The Series 2018A Bonds were issued pursuant to Ordinance No. 14-52, Resolution No R-783-16. The Series 2018A Bonds were remarketed on July 31, 2019 to covert to Fixed Rate.	The Series 2018A Bonds are general obligations of the County and are payable from unlimited ad valorem taxes on all taxable real and tangible property within the County (excluding exempt property as required by Florida law). The full faith, credit and taxing power of the County are irrevocably pledged to the payment of principal of and interest on the Series 2018A Bonds.	5.00%	\$2,430,000	\$7,528,411	\$9,958,411	\$161,330,000
<b>Special Obligation Bonds</b>									
\$40,280,000 Capital Asset Acquisition Taxable Special Obligation Bonds, Series 2010D	12/15/2010	2040	The Series 2010D Bonds were issued pursuant to Ordinance No. 10-72, and Resolution No. R-1067-10 (collectively, the "Bond Ordinance") to provide funds to pay the costs of acquisition, construction, improvement or renovation of certain capital assets, fund the Reserve Account for the Series 2010D Bonds and pay the cost of issuance, including the cost of Bond Insurance Policy of The County.	The Series 2010D Bonds are limited special obligations of the County and will be payable solely from legally available non-ad valorem revenues of the County budgeted and appropriated annually and actually deposited by the County in the Debt Service Account created under the Bond Ordinance.	7.500%	\$0	\$3,021,000	\$3,021,000	\$40,280,000
\$38,050,000 Capital Asset Acquisition Special Obligation Bonds, Series 2010E	12/2/2010	2030	The Series 2010E Bonds were issued pursuant to Ordinance No. 10-72, and Resolution No. R-1067-10 (collectively, the "Bond Ordinance") to provide funds to pay the costs of acquisition, construction, improvement or renovation of certain capital assets of the County, fund the Reserve Account for the Series 2010E Bonds and pay the cost of issuance.	The Series 2010E Bonds are limited special obligations of the County and will be payable solely from legally available non-ad valorem revenues of the County budgeted and appropriated annually and actually deposited by the County in the Debt Service Account created under the Bond Ordinance.	3.500% to 5.250%	\$1,880,000	\$1,313,350	\$3,193,350	\$23,745,000

**APPENDIX S: MIAMI-DADE COUNTY OUTSTANDING DEBT**  
as of Sept 23, 2019

Name of the Financing	Issue Date	Final Maturity Date	Purpose	Security	Interest Rate	FY 2019-20 Principal Payment	FY 2019-20 Interest Payment	FY 2019-20 Total Debt Service Payment	FYE 2019-20 Outstanding Balance
\$26,830,000 Capital Asset Acquisition Special Obligation Bonds, Series 2011A	8/31/2011	2032	The Series 2011A Bonds were issued pursuant to Ordinance No. 11-37, and Resolution No. R-522-11 (collectively, the "Bond Ordinance") for the purpose of funding the final installment of the County's contribution of \$35 million to the construction of the professional baseball stadium to be owned by the County and used by the Florida Marlins and paying a portion of Cost of Issuance related to the Series 2011A Bonds. There is no reserve fund or account for the Series 2011A Bonds.	The Series 2011A Bonds are limited special obligations of the County and will be payable solely from legally available non-ad valorem revenues of the County budgeted and appropriated annually and actually deposited by the County in the Debt Service Account created under the Bond Ordinance.	4.000% to 4.500%	\$1,110,000	\$1,126,363	\$2,236,363	\$25,720,000
\$9,000,000 Capital Asset Acquisition Taxable Special Obligation Bonds, Series 2011B	8/31/2011	2020	The Series 2011B Bonds were issued pursuant to Ordinance No. 11-37, and Resolution No. R-522-11 (collectively, the "Bond Ordinance") for the purpose of funding the final installment of the County's contribution of \$35 million to the construction of the professional baseball stadium to be owned by the County and used by the Florida Marlins and paying a portion of Cost of Issuance related to the Series 2011B Bonds. There is no reserve fund or account for the Series 2011B Bonds.	The Series 2011B Bonds are limited special obligations of the County and will be payable solely from legally available non-ad valorem revenues of the County budgeted and appropriated annually and actually deposited by the County in the Debt Service Account created under the Bond Ordinance.	1.100% to 4.500%	\$280,000	\$12,600	\$292,600	\$0
\$76,320,000 Capital Asset Acquisition Special Obligation Bonds, Series 2013A	9/26/2013	2038	The Series 2013A Bonds were issued pursuant to Ordinance No. 13-62, and Resolution No. R-512-13 (collectively, the "Bond Ordinance") for the purpose of: (i) to provide funds to pay the costs of acquisition, construction, improvement or renovation of certain capital assets of the County; (ii) pay at maturity all of the County's Capital Asset Acquisition Taxable Special Obligation Bonds, Series 2010C; (iii) prepay a loan obtained from the Sunshine State Governmental Financing Commission, including the reimbursement to the County for payments made on the Naranja CRA Sunshine State Loan; (iv) pay a portion of the cost of issuance.	The Series 2013A Bonds are limited special obligations of the County and will be payable solely from legally available non-ad valorem revenues of the County budgeted and appropriated annually and actually deposited by the County in the Debt Service Account created under the Bond Ordinance.	4.000% to 5.000%	\$3,550,000	\$2,778,513	\$6,328,513	\$55,560,000
\$24,330,000 Capital Asset Acquisition Special Obligation Refunding Bonds, Series 2013B	9/26/2013	2024	The Series 2013B Bonds were issued pursuant to Ordinance No. 13-62, and Resolution No. R-512-13 (collectively, the "Bond Ordinance") for the purpose of: (i) to refund Capital Asset Acquisition Special Obligation Bonds, Series 2004B maturing April 1, 2019 and April 1, 2024 and (ii) to pay a portion of the costs of issuance.	The Series 2013B Bonds are limited special obligations of the County and will be payable solely from legally available non-ad valorem revenues of the County budgeted and appropriated annually and actually deposited by the County in the Debt Service Account created under the Bond Ordinance.	4.000% to 5.000%	\$2,765,000	\$433,425	\$3,198,425	\$6,180,000
\$29,720,000 Capital Asset Acquisition Special Obligation Bonds, Series 2016A	8/24/2016	2046	The Series 2016A Bonds were issued pursuant to Ordinance No. 16-68, Resolution No. R-605-16 (collectively, the "Bond Ordinance") for the purpose of: (i) to provide funds to pay the costs of acquisition, construction, improvement or renovation of certain capital assets of the County; (ii) to pay the costs of issuance related to the Series 2016A Bonds.	The Series 2016A Bonds are limited special obligations of the County and will be payable solely from legally available non-ad valorem revenues of the County budgeted and appropriated annually and actually deposited by the County in the Debt Service Account created under the Bond Ordinance.	3.000% to 5.000%	\$845,000	\$1,330,700	\$2,175,700	\$26,815,000
\$193,400,000 Capital Asset Acquisition Special Obligation Refunding Bonds, Series 2016B	8/24/2016	2037	The Series 2016B Bonds were issued pursuant to Ordinance No. 16-68, Resolution No. R-605-16 (collectively, the "Bond Ordinance") for the purpose of: (i) to refund all of the County's Capital Asset Acquisition Special Obligation Bonds, Series 2004B, (ii) to refund all of the Public Service Tax Revenue Bonds, Series 2006; (iii) refund Capital Asset Acquisition Special Obligation Bonds, Series 2007A Bonds maturing on and after 4/1/2018; (iv) to refund Public Service Tax Revenue Bonds, Series 2007A maturing on and after 4/1/2018; (v) to pay costs of issuance.	The Series 2016B Bonds are limited special obligations of the County and will be payable solely from legally available non-ad valorem revenues of the County budgeted and appropriated annually and actually deposited by the County in the Debt Service Account created under the Bond Ordinance.	3.000% to 5.000%	\$8,050,000	\$7,757,712	\$15,807,712	\$169,465,000
\$74,435,000 Capital Asset Acquisition Special Obligation Refunding Bonds, Series 2017A	8/30/2017	2039	The Series 2017A Bonds were issued pursuant to, Resolution No. R-740-17 (collectively, the "Bond Ordinance") for the purpose of: (i) to refund a portion of the County's Capital Asset Acquisition Special Obligation Bonds, Series 2009A, (ii) to pay costs of issuance.	The Series 2017A Bonds are limited special obligations of the County and will be payable solely from legally available non-ad valorem revenues of the County budgeted and appropriated annually and actually deposited by the County in the Debt Service Account created under the Bond Ordinance.	3.000% to 5.000%	\$4,535,000	\$3,301,888	\$7,836,888	\$69,900,000
\$16,185,000 Capital Asset Acquisition Special Obligation Bonds, Series 2018	8/31/2018	2033	The Series 2018 Bonds were issued pursuant to, Ordinance No. 07-51, Resolution No. R-773-18 (collectively, the "Bond Ordinance") for the purpose of funding: (i) American with Disabilities Elections equipment and the reimbursement of expenditures associated with QNIP and; (ii) to pay the costs of issuance related to the Series 2018 Bonds.	The Series 2018 Bonds are limited special obligations of the County and will be payable solely from legally available non-ad valorem revenues of the County budgeted and appropriated annually and actually deposited by the County in the Debt Service Account created under the Bond Ordinance.	3.140%	\$875,000	\$475,082	\$1,350,082	\$14,255,000
\$64,650,000 Capital Asset Acquisition Special Obligation Bonds, Series 2019A	8/28/2019	2040	The Series 2019A Bonds were issued pursuant to Ordinance No. 07-51, Resolution No. R-812-19 (collectively, the "Bond Ordinance") to fund all or a portion of the costs of the acquisition, development and construction of the Series 2019A Projects which include financing of fire rescue helicopters and Quality Neighborhood Improvement projects such as drainage, resurfacing, sidewalk and park projects; and to pay the costs of issuance.	The Series 2019A Bonds are limited special obligations of the County and will be payable solely from legally available non-ad valorem revenues of the County budgeted and appropriated annually and actually deposited by the County in the Debt Service Account created under the Bond Ordinance.	5.000%	\$1,100,000	\$1,912,563	\$3,012,563	\$63,550,000
\$96,930,000 Capital Asset Acquisition Special Obligation Bonds, Series 2019B	8/28/2019	2040	The Series 2019B Bonds were issued pursuant to Ordinance No. 07-51, Resolution No. R-812-19 (collectively, the "Bond Ordinance") to refund all of the County's outstanding Capital Asset Acquisition Taxable Special Obligation Bonds, Series 2009B (Build America Bonds) and Capital Asset Acquisition Taxable Special Obligation Bonds, Series 2010B (Build America Bonds); and pay costs of issuance.	The Series 2019B Bonds are limited special obligations of the County and will be payable solely from legally available non-ad valorem revenues of the County budgeted and appropriated annually and actually deposited by the County in the Debt Service Account created under the Bond Ordinance.	5.000%	\$5,085,000	\$2,867,513	\$7,952,513	\$91,845,000

**APPENDIX S: MIAMI-DADE COUNTY OUTSTANDING DEBT**  
as of Sept 23, 2019

Name of the Financing	Issue Date	Final Maturity Date	Purpose	Security	Interest Rate	FY 2019-20 Principal Payment	FY 2019-20 Interest Payment	FY 2019-20 Total Debt Service Payment	FYE 2019-20 Outstanding Balance
\$91,207,213.90 Subordinate Special Obligation Bonds, Series 2009	7/14/2009	2047	The Series 2009 Bonds were issued pursuant to Ordinance Nos. 97-210, 05-99, 09-22, Resolution Nos. R-336-09 and R-903-09 to provide funds to pay the costs of the Project with respect to the baseball stadium and to make a deposit to the Reserve Fund.	The Series 2009 Bonds are special limited obligations of the County and are payable from and secured equally by a pledge of and lien on the Designated CDT Revenues, all funds held in trust by the County for the Bondholders and any interest earned on those; and by a secondary pledge of the Sales Tax available after the payment of the Sales Tax Revenue Refunding Bonds, Taxable Series 1996A and the remaining outstanding Dade County, Florida Special Obligation and Refunding Bonds, Series 1996B. <b>The final payment on the Senior Sales Bonds was made on October 1, 2002.</b>	7.240% to 8.270%	\$0	\$0	\$0	\$190,974,640
\$181,165,000 Subordinate Special Obligation Bonds, Series 2012A	11/08/2012	2030	The Series 2012A Bonds were issued pursuant to Ordinance Nos. 97-210, 05-99, and Resolution Nos. R-757-12 were issued to refund all of The County's outstanding subordinate special obligation refunding bonds, Series 1997A.	The Series 2012A Bonds are special limited obligations of the County and are payable from and secured equally by a pledge of and lien on the Designated CDT Revenues, all funds held in trust by the County for the Bondholders and any interest earned on those; and by a secondary pledge of the Sales Tax available after the payment of the Sales Tax Revenue Refunding Bonds, Taxable Series 1996A and the remaining outstanding Dade County, Florida Special Obligation and Refunding Bonds, Series 1996B. <b>The final payment on the Senior Sales Bonds was made on October 1, 2002.</b>	3.000% to 5.000%	\$0	\$8,438,638	\$8,438,638	\$170,620,000
\$308,825,000 Subordinate Special Obligation Refunding Bonds, Series 2012B	11/08/2012	2037	The Series 2012A Bonds were issued pursuant to Ordinance Nos. 97-210, 05-99, and Resolution No. R-757-12 was issued to refund all of The County's outstanding subordinate special obligation refunding bonds, Series 1997B, 1997C and a portion of Series 2005A.	The Series 2012B Bonds are special limited obligations of the County and are payable from and secured equally by a pledge of and lien on the Designated CDT Revenues, all funds held in trust by the County for the Bondholders and any interest earned on those; and by a secondary pledge of the Sales Tax available after the payment of the Sales Tax Revenue Refunding Bonds, Taxable Series 1996A and the remaining outstanding Dade County, Florida Special Obligation and Refunding Bonds, Series 1996B. <b>The final payment on the Senior Sales Bonds was made on October 1, 2002.</b>	3.375% to 5.000%	\$0	\$14,825,944	\$14,825,944	\$308,825,000
\$309,834,013.30 Subordinate Special Obligation Refunding Bonds, Series 2016	7/27/2016	2040	The Series 2016 Bonds were issued pursuant to Ordinance Nos. 97-210, 05-99, and Resolution No. R-550-16 to refund all of the County's outstanding special obligation refunding bonds, Series 1996B, the outstanding subordinate special obligation bonds, Series 2005A and all the outstanding subordinate special obligation bonds, Series 2005B.	The Series 2016 Bonds are special limited obligations of the County and are payable from and secured equally by a pledge of and lien on the Designated CDT Revenues, all funds held in trust by the County for the Bondholders and any interest earned on those; and by a secondary pledge of the Sales Tax available.	3.000% to 5.000%	\$1,495,000	\$10,285,575	\$11,780,575	\$313,311,990
47,280,000 Junior Lien Special Obligation Bonds, Series 2016A	4/18/2016	2031	The Series 2016A Bonds were issued pursuant to Ordinance No. 16-33 to: (i) fund a capital grant to the Frost Museum in the amount of \$45,000,000; (ii) fund a debt service reserve funds and; (iii) to pay the cost of issuance of the 2016A Bonds.	The Series 2016 are secured by a third lien on the CDT revenues pursuant to the applicable ordinance and to the extent necessary, available sales tax revenues deposited in the debt service fund in a manner consistent with the previously issued CDT bonds.	2.920%	\$2,770,000	\$1,185,228	\$3,955,228	\$39,205,000
\$45,850,000 Special Obligation Variable Rate Demand Bonds (Juvenile Courthouse Project) Series 2003B	9/5/2008	2043	The Series 2003B Bonds were issued pursuant to Ordinance No. 02-172 and Resolution No. R-144-03 (collectively the "Bond Ordinance"), to provide funds, together with other funds of the County, to finance the acquisition, construction and equipping of the Juvenile Courthouse Project and to pay for a Reserve Account Surety Bond for the Series 2003B Bonds. On September 5, 2008 the Series 2003B Bonds were converted from auction rate to variable rate pursuant to the Original Bond Ordinance and Resolution No. R-837-08, adopted by the Board on July 17, 2008.	The Series 2003B Bonds are limited obligations of the County payable solely from the Traffic Surcharge Revenue, all monies and investments, including earnings on such monies and investments held in pledged funds and accounts, and a covenant to budget and appropriate from legally available non-ad valorem revenue in the event the Traffic Surcharge Revenue are insufficient to pay debt service on the Bonds. In addition, the Series 2003B Bonds are secured by an irrevocable direct-pay letter of credit issued by TD Bank, N.A.	Variable		\$2,292,500	\$2,292,500	\$45,850,000
\$18,195,000 Special Obligation Court Facilities Refunding Bonds (Juvenile Courthouse Project) Series 2014A	1/9/2014	2020	The Series 2014A Bonds were issued pursuant to Ordinance No. 02-172 and Resolution No. R-968-13 to provide funds to refund the outstanding Special Obligation (Courthouse Center Project) Series 1998A and Special Obligation Refunding Bonds (Courthouse Center) Series 1998B, fund a reserve account and pay cost of issuance.	The Series 2014A Bonds are limited obligations of the County payable solely from the Traffic Surcharge Revenue, all monies and investments, including earnings on such monies and investments held in pledged funds and accounts, and a covenant to budget and appropriate from legally available non-ad valorem revenue in the event the Traffic Surcharge Revenue are insufficient to pay debt service on the Bonds.	3.000% to 4.000%	\$3,325,000	\$133,000	\$3,458,000	\$0
\$23,065,000 Special Obligation Court Facilities Bonds (Juvenile Courthouse Project) Series 2014B	1/9/2014	2043	The Series 2014B Bonds were issued pursuant to Ordinance No. 02-172 and Resolution No. R-969-13, (collectively the "Bond Ordinance") to provide funds together with other funds of the County, to finance the costs of completing the Juvenile Courthouse Project and to pay for cost of issuance.	The Series 2014B Bonds are limited obligations of the County payable solely from the Traffic Surcharge Revenue, all monies and investments, including earnings on such monies and investments held in pledged funds and accounts, and a covenant to budget and appropriate from legally available non-ad valorem revenue in the event the Traffic Surcharge Revenue are insufficient to pay debt service on the Bonds.	3.000% to 5.000%	\$520,000	\$915,825	\$1,435,825	\$20,165,000

**APPENDIX S: MIAMI-DADE COUNTY OUTSTANDING DEBT**  
as of Sept 23, 2019

Name of the Financing	Issue Date	Final Maturity Date	Purpose	Security	Interest Rate	FY 2019-20 Principal Payment	FY 2019-20 Interest Payment	FY 2019-20 Total Debt Service Payment	FYE 2019-20 Outstanding Balance
\$44,710,000 Special Obligation Court Facilities Refunding Bonds (Juvenile Courthouse Project) Series 2015	10/6/2015	2035	The Series 2015 Bonds were issued pursuant to Resolution No. R-710-15 to provide funds to refund the outstanding Special Obligation Bonds (Juvenile Courthouse Project), Series 2003A and to pay for cost of issuance.	The Series 2015 Bonds are limited obligations of the County payable solely from the Traffic Surcharge Revenues in accordance with the Bond Ordinance and the 2015 Resolution, all monies and investments, including earnings on such monies and investments held in pledged funds and accounts, and a covenant to budget and appropriate from legally available non-ad valorem revenues in the event the Traffic Surcharge Revenues are insufficient to pay debt service on the Bonds.	3.125% to 5.000%	\$0	\$1,671,782	\$1,671,782	\$44,710,000
\$85,701,273.35 Professional Sports Franchise Facilities Tax Revenue Refunding Bonds, Series 2009A	7/14/2009	2049	The Series 2009 Bonds were issued pursuant to Ordinance Nos. 09-23, 09-50, and Resolution No. R-335-09 (collectively, the "Bond Ordinance"), and Chapter 125 and 166, Part II, Florida Statutes to provide funds to refund the outstanding Dade County, Florida Professional Sports Franchise Facilities Tax Revenue Refunding Bonds, Series 1998.	The Series 2009 Bonds are special obligations of the County payable solely from and secured by a pledge of the Professional Sports Franchise Facilities Tax Revenues and secondary pledge of the Tourist Development Tax Revenues, both taxes to be received from the State of Florida pursuant to Section 125.0104, Florida Statutes.	3.250% to 7.500%	\$0	\$2,798,750	\$2,798,750	\$142,899,380
\$5,220,000 Professional Sports Franchise Facilities Tax Revenue Refunding Bonds, Series 2009B	7/14/2009	2029	The Series 2009 Bonds were issued pursuant to Ordinance Nos. 09-23, 09-50, and Resolution No. R-335-09 (collectively, the "Bond Ordinance"), and Chapter 125 and 166, Part II, Florida Statutes to provide funds to refund the outstanding Dade County, Florida Professional Sports Franchise Facilities Tax Revenue Refunding Bonds, Series 1998.	The Series 2009 Bonds are special obligations of the County payable solely from and secured by a pledge of the Professional Sports Franchise Facilities Tax Revenues and secondary pledge of the Tourist Development Tax Revenues, both taxes to be received from the State of Florida pursuant to Section 125.0104, Florida Statutes.	7.083%	\$0	\$369,733	\$369,733	\$5,220,000
\$123,421,712.25 Professional Sports Franchise Facilities Tax Revenue Bonds, Series 2009C	7/14/2009	2048	The Series 2009 Bonds were issued pursuant to Ordinance Nos. 09-23, 09-50, and Resolution No. R-335-09 (collectively, the "Bond Ordinance"), and Chapter 125 and 166, Part II, Florida Statutes to provide funds to pay the costs of the baseball stadium.	The Series 2009 Bonds are special obligations of the County payable solely from and secured by a pledge of the Professional Sports Franchise Facilities Tax Revenues and secondary pledge of the Tourist Development Tax Revenues, both taxes to be received from the State of Florida pursuant to Section 125.0104, Florida Statutes.	3.590-7.500%	\$1,572,443	\$1,442,557	\$3,015,000	\$73,862,785
\$5,000,000 Professional Sports Franchise Facilities Tax Revenue Bonds, Series 2009D	7/14/2009	2029	The Series 2009 Bonds were issued pursuant to Ordinance Nos. 09-23, 09-50, and Resolution No. R-335-09 (collectively, the "Bond Ordinance"), and Chapter 125 and 166, Part II, Florida Statutes to provide funds to pay the costs of the baseball stadium.	The Series 2009 Bonds are special obligations of the County payable solely from and secured by a pledge of the Professional Sports Franchise Facilities Tax Revenues and secondary pledge of the Tourist Development Tax Revenues, both taxes to be received from the State of Florida pursuant to Section 125.0104, Florida Statutes.	7.083%	\$0	\$354,150	\$354,150	\$5,000,000
\$100,000,000 Professional Sports Franchise Facilities Tax Revenue Bonds, Series 2009E	7/14/2009	2048	The Series 2009 Bonds were issued pursuant to Ordinance Nos. 09-23, 09-50, and Resolution No. R-335-09 (collectively, the "Bond Ordinance"), and Chapter 125 and 166, Part II, Florida Statutes to provide funds to pay the costs of the baseball stadium.	The Series 2009 Bonds are special obligations of the County payable solely from and secured by a pledge of the Professional Sports Franchise Facilities Tax Revenues and secondary pledge of the Tourist Development Tax Revenues, both taxes to be received from the State of Florida pursuant to Section 125.0104, Florida Statutes.	Variable	\$0	\$5,000,000	\$5,000,000	\$100,000,000
\$77,145,000 Professional Sports Franchise Facilities Tax Revenue Refunding Bonds, Series 2018	9/05/2018	2039	The Series 2018 Bonds were issued pursuant to Ordinance Nos. 09-23, 09-50, and Resolution No. R-685-18 (collectively, the "Bond Ordinance"), and Chapter 125 and 166, Part II, Florida Statutes to: (i) advance refund and defease a portion of the outstanding Series 2009C Bonds (including the Accreted Value on the Capital Appreciation Series 2009C Bonds as of 7/31/18) and (ii) to pay the cost of issuance of the Series 2018 Bonds.	The Series 2018 Bonds are special obligations of the County payable solely from and secured by a pledge of the Professional Sports Franchise Facilities Tax Revenues and secondary pledge of the Tourist Development Tax Revenues, both taxes to be received from the State of Florida pursuant to Section 125.0104, Florida Statutes.	2.803% to 4.265%	\$605,000	\$2,906,622	\$3,511,622	\$76,155,000
\$86,890,000 Public Service Tax Revenue Refunding Bonds (UMSA Public Improvements) Series 2011	9/28/2011	2027	The Series 2011 Bonds were issued pursuant to Ordinance Nos. 96-108, 02-82, 05-208, 07-72 and Resolution No. R-662-07 (collectively, the "Bond Ordinance") to: (i) refund and defease all of the Series 1999 Bonds; (ii) to advance refund and defease all of the Series 2002 Bonds and; (iii) to pay the cost of issuance of the Series 2011 Bonds including the premium for the Bond Insurance Policy.	The Series 2011 Bonds are secured by (i) a first lien on the Public Service Tax, authorized by Section 166.231, Florida Statutes, as amended, to be levied on the purchase of any electricity, telegraph service, coal and fuel oil, as well as any services competitive with any of the previously mentioned, (ii) the Local Communications Services Tax, authorized by Section 202.19, Florida Statutes, as amended, to be levied on communication services, and (iii) the monies held in funds and accounts established by the Ordinance.	3.000% to 5.000%	\$6,550,000	\$1,883,300	\$8,433,300	\$39,185,000

**APPENDIX S: MIAMI-DADE COUNTY OUTSTANDING DEBT**  
as of Sept 23, 2019

Name of the Financing	Issue Date	Final Maturity Date	Purpose	Security	Interest Rate	FY 2019-20 Principal Payment	FY 2019-20 Interest Payment	FY 2019-20 Total Debt Service Payment	FYE 2019-20 Outstanding Balance
\$85,445,000 Stormwater Utility Revenue Refunding Bonds, Series 2013	9/1/2013	2029	The Series 2013 Bonds were issued pursuant to Ordinance Nos. 98-187 and 04-180 and Resolution No. R-681-13 to provide funds to: (i) refund all of the County's Stormwater Utility Revenue Bonds, Series 1999, and all the County's Stormwater Utility Revenue Bonds, Series 2004 except those maturing on April 1 in the years of 2014 and 2015, and (ii) pay the cost of issuance of the Series 2013 Bonds, including the Escrow Deposit Trust Fund and the Reserve Account.	The Series 2013 Bonds are payable on a parity basis with the \$3,725,000 outstanding Stormwater Utility Revenue Bonds, Series 2004, (the "Series 2004 Bonds"), secured by a prior lien upon and a pledge of the Pledged Revenues as defined in Ordinance No. 04-180, enacted by the Board on October 19, 2004 (the "Ordinance"). "Pledged Revenues" is defined in the Ordinance as the Stormwater Utility Revenues and all monies and investments (and interest earnings) on deposit to the credit of the funds and accounts created in the Ordinance, except for monies and investments on deposit to the credit of any rebate fund. "Stormwater Utility Revenues" is defined in the Ordinance as all monies received by the County from the collection of the Stormwater Utility Fees less the amount retained by the County as an administrative charge in accordance with law. "Stormwater Utility Fees" is defined in the Ordinance as fees collectable on all residential, developed property and all nonresidential, developed property in the County permitted under the provisions of Section 403.0893, Florida Statutes, and imposed by the Board pursuant to Section 24-61.4 of the County Code.	3.460%	\$5,149,000	\$2,085,757	\$7,234,757	\$55,133,000
<b>SPECIAL OBLIGATION NOTES</b>									
\$11,275,000 Capital Asset Acquisition Refunding Special Obligation Note, Series 2008A	4/10/2008	2023	The Series 2008A Notes were issued pursuant to Resolution No. R-216-08 to refinance the \$11,275,000 aggregate principal amount of Miami-Dade County, Florida Capital Asset Acquisition Auction Rate Special Obligation Bonds, Series 2002B which were issued to purchase or improve certain capital assets within the County.	The Series 2008A Notes are limited special obligations of the County and will be payable solely from legally available non-ad valorem revenues of the County budgeted and appropriated annually and actually deposited by the County in the Debt Service Account created under the Bond Ordinance.	4.010%	\$800,000	\$136,340	\$936,340	\$2,600,000
\$17,450,000 Capital Asset Acquisition Refunding Special Obligation Note, Series 2008B	4/10/2008	2027	The Series 2008B Notes were issued pursuant to Resolution No. R-216-08 to refinance the \$17,450,000 aggregate principal amount of Miami-Dade County, Florida Capital Asset Acquisition Auction Rate Special Obligation Bonds, Series 2007B (the "2007 Refunded Bonds" and together with the 2002 Refunded Bonds) which were issued to purchase or improve certain capital assets within the County.	The Series 2008B Notes are limited special obligations of the County and will be payable solely from legally available non-ad valorem revenues of the County budgeted and appropriated annually and actually deposited by the County in the Debt Service Account created under the Bond Ordinance.	4.470%	\$1,575,000	\$645,915	\$2,220,915	\$12,875,000
<b>AVIATION BONDS</b>									
\$600,000,000 Aviation Revenue Bonds, Series 2002A (AMT)	12/19/2002	2036	The Series 2002A Bonds were issued pursuant to Ordinance Nos. 95-38, 96-31 and 97-207 and Resolution No. R-1261-02 to provide funds, together with other monies of the Aviation Department, for paying the cost of certain projects included in the Airport's Capital Improvement Plan.	The Series 2002A Bonds are payable solely from and are secured by a pledge of the Net Revenues derived from the Port Authority Properties ("PAP") under the provisions of the Trust Agreement.	5.000% to 5.125%	\$0	\$758	\$758	\$15,000
\$433,565,000 Aviation Revenue Bonds, Series 2008A (AMT)	6/26/2008	2041	The Series 2008A Bonds were issued pursuant to Ordinance No. 95-38, 96-31 and 97-207 and Resolution No. R-451-08 to provide funds, together with other monies of the Aviation Department, to pay the cost of certain projects included in the Airport's Capital Improvement Plan. Various maturities were refunded with the Series 2016B Bonds.	The Series 2008A Bonds are payable solely from and are secured by a pledge of the Net Revenues derived from the Port Authority Properties under the provisions of the Trust Agreement.	5.250% to 5.350%	\$0	\$788	\$788	\$15,000
\$388,440,000 Aviation Revenue Bonds, Series 2009A	5/7/2009	2020	The Series 2009A Bonds were issued pursuant to Ordinance No. 95-38, 96-31, 97-207, and 08-121 and Resolution No. R-07-09 to provide funds, together with other monies of the Aviation Department, to pay the cost of certain projects included in the Airport's Capital Improvement Plan. The bonds maturing on 10/1/2027 were refunded with the Series 2016B Bonds.	The Series 2009A Bonds are payable solely from and are secured by a pledge of the Net Revenues derived from the Port Authority Properties under the provisions of the Trust Agreement.	5.500% to 5.750%	\$8,400,000	\$2,080,338	\$10,480,338	\$0
\$211,560,000 Aviation Revenue Bonds, Series 2009B	5/7/2009	2020	The Series 2009B Bonds were issued pursuant to Ordinance No. 95-38, 96-31, 97-207 and 08-121 and Resolution No. R-07-09 to provide funds, together with other monies of the Aviation Department, to pay the cost of certain projects included in the Airport's Capital Improvement Plan. Certain bonds maturing on 10/1/2022 (except \$20K) through 10/1/2041 were refunded with the Series 2016B Bonds.	The Series 2009B Bonds are payable solely from and are secured by a pledge of the Net Revenues derived from the Port Authority Properties under the provisions of the Trust Agreement.	4.000% to 5.1250%	\$4,725,000	\$754,263	\$5,479,263	\$0
\$600,000,000 Aviation Revenue Bonds, Series 2010A	1/28/2010	2041	The Series 2010A Bonds were issued pursuant to Ordinance No. 95-38, 96-31, 97-207, and 08-121 and Resolution No. R-1347-09 to provide funds, together with other monies of the Aviation Department, to: (i) pay the cost of certain projects included in the Airport's Capital Improvement Plan, (ii) pay capitalized interest through April 1, 2011, (iii) make a deposit to the Reserve Account, and (iv) pay costs of issuance. Certain maturities were refunded with the Series 2016A Bonds.	The Series 2010A Bonds are payable solely from and are secured by a pledge of the Net Revenues derived from the Port Authority Properties under the provisions of the Trust Agreement.	3.000% to 5.500%	\$13,770,000	\$9,993,010	\$23,763,010	\$109,965,000

**APPENDIX S: MIAMI-DADE COUNTY OUTSTANDING DEBT**  
as of Sept 23, 2019

Name of the Financing	Issue Date	Final Maturity Date	Purpose	Security	Interest Rate	FY 2019-20 Principal Payment	FY 2019-20 Interest Payment	FY 2019-20 Total Debt Service Payment	FYE 2019-20 Outstanding Balance
\$503,020,000 Aviation Revenue Refunding Bonds, Series 2010B	8/5/2010	2041	The Series 2010B Bonds were issued pursuant to Ordinance No. 95-38, 96-31, 97-207, and 08-121 and Resolution No. R-584-10 to provide funds, together with other monies of the Aviation Department, to: (i) pay the cost of certain projects included in the Airport's Capital Improvement Plan, (ii) pay capitalized interest through October 1, 2011, (iii) make a deposit to the Reserve Account, and (iv) pay costs of issuance.	The Series 2010B Bonds are payable solely from and are secured by a pledge of the Net Revenues derived from the Port Authority Properties under the provisions of the Trust Agreement.	2.250% to 5.000%	\$11,710,000	\$22,308,397	\$34,018,397	\$356,625,000
\$669,670,000 Aviation Revenue Refunding Bonds, Series 2012A (AMT)	12/11/2012	2026	The Series 2012 Bonds were issued pursuant to Resolution No. R-836-12 for the purposes of: (i) refunding and redeeming all of the Series 1998A, 1998C, 2000A, 2002, and bonds maturing on October 1, 2029 and October 1, 2033 for the Series 2002A, and (ii) paying certain costs of issuance relating to the Series 2012 Bonds.	The Series 2012A (AMT) Bonds are payable solely from and are secured by a pledge of the Net Revenues derived from the Port Authority Properties under the provisions of the Trust Agreement.	2.000% to 5.000%	\$18,650,000	\$25,418,250	\$44,068,250	\$196,835,000
\$106,845,000 Aviation Revenue Refunding Bonds, Series 2012B (Non-AMT)	12/11/2012	2026	The Series 2012 Bonds were issued pursuant to Resolution No. R-836-12 for the purposes of: (i) currently refunding and redeeming all the Series 1997C and 2000B series, and (ii) paying certain costs of issuance relating to the Series 2012 Bonds.	The Series 2012B (Non-AMT) Bonds are payable solely from and are secured by a pledge of the Net Revenues derived from the Port Authority Properties under the provisions of the Trust Agreement.	2.000% to 5.000%	\$2,490,000	\$3,731,350	\$6,221,350	\$56,395,000
\$328,130,000 Aviation Revenue Refunding Bonds, Series 2014 (AMT)	3/13/2014	2034	The Series 2014 Bonds were issued pursuant to Resolution No. R-412-13 for the purposes of: (i) currently refunding and redeeming all or a portion of the Series 2002A, 2003A, 2003B and 2003D and (ii) paying certain costs of issuance relating to the Series 2014 Bonds.	The Series 2014 (AMT) Bonds are payable solely from and are secured by a pledge of the Net Revenues derived from the Port Authority Properties under the provisions of the Trust Agreement.	4.000% to 5.000%	\$8,250,000	\$14,789,250	\$23,039,250	\$293,010,000
\$598,915,000 Aviation Revenue Refunding Bonds, Series 2014A (AMT)	12/17/2014	2036	The Series 2014A Bonds were issued pursuant to Resolution No. R-971-14 for the purposes of: (i) refunding and redeeming all or a portion of the Series 2002A, 2003A, 2004A, and (ii) paying certain costs of issuance relating to the Series 2014A Bonds.	The Series 2014A (AMT) Bonds are payable solely from and are secured by a pledge of the Net Revenues derived from the Port Authority Properties under the provisions of the Trust Agreement.	1.000% to 5.000%	\$3,190,000	\$29,246,000	\$32,436,000	\$583,455,000
\$162,225,000 Aviation Revenue Refunding Bonds, Series 2014B (Non-AMT)	12/17/2014	2036	The Series 2014B Bonds were issued pursuant to Resolution No. R-971-14 for the purposes of: (i) refunding and redeeming all or a portion of the Series 2004B, 2005C and (ii) paying certain costs of issuance relating to the Series 2014B Bonds.	The Series 2014B (Non-AMT) Bonds are payable solely from and are secured by a pledge of the Net Revenues derived from the Port Authority Properties under the provisions of the Trust Agreement.	1.000% to 5.000%	\$1,315,000	\$7,841,375	\$9,156,375	\$156,170,000
\$498,340,000 Aviation Revenue and Refunding Bonds, Series 2015A (AMT)	7/8/2015	2045	The Series 2015A Bonds were issued pursuant to Resolution No. R-297-15 for the purposes of: (i) refunding and redeeming all or a portion of the outstanding Miami-Dade County, Florida Aviation Revenue Bonds, Series 2005A, 2005B, 2007B, 2007D, (ii) financing certain capital projects of the CIP, (iii) making a deposit to the reserve account, and (iv) paying certain cost of issuance relating to the Series 2015A Bonds.	The Series 2015A (AMT) Bonds are payable solely from and are secured by a pledge of the Net Revenues derived from the Port Authority Properties under the provisions of the Trust Agreement.	3.000% to 5.000%	\$15,145,000	\$22,078,413	\$37,223,413	\$441,705,000
\$38,500,000 Aviation Revenue and Refunding Bonds, Series 2015B (Non-AMT)	7/8/2015	2027	The Series 2015B (Non-AMT) Bonds were issued pursuant to Resolution No. R-297-15 for the purposes of: (i) refunding and redeeming all or a portion of the outstanding Miami-Dade County, Florida Aviation Revenue Bonds, Series 2005A, 2005B, 2007B, 2007D, (ii) financing certain capital projects of the CIP, (iii) making a deposit to the reserve account, and (iv) paying certain cost of issuance relating to the Series 2015B Bonds.	The Series 2015B (Non-AMT) Bonds are payable solely from and are secured by a pledge of the Net Revenues derived from the Port Authority Properties under the provisions of the Trust Agreement.	5.000%	\$0	\$1,925,000	\$1,925,000	\$38,500,000
\$315,730,000 Aviation Revenue Refunding Bonds, Series 2016A (Non-AMT)	8/25/2016	2041	The Series 2016A (Non-AMT) Bonds were issued pursuant to Resolution No. R-551-16 for the purposes of: (i) refunding and redeeming all or a portion of the outstanding Miami-Dade County, Florida Aviation Revenue Bonds, Series 2007B, 2008B, 2009B, 2010A, (ii) financing certain capital projects of the CIP, (iii) making a deposit to the reserve account, and (iv) paying certain cost of issuance relating to the Series 2016A Bonds.	The Series 2016A (Non-AMT) Bonds are payable solely from and are secured by a pledge of the Net Revenues derived from the Port Authority Properties under the provisions of the Trust Agreement.	5.000%	\$0	\$15,786,500	\$15,786,500	\$315,730,000
\$428,645,000 Aviation Revenue Refunding Bonds, Series 2016B (Taxable)	8/25/2016	2041	The Series 2016B Bonds were issued pursuant to Resolution No. R-551-16 for the purposes of: (i) refunding and redeeming all or a portion of the outstanding Miami-Dade County, Florida Aviation Revenue Bonds, Series 2003E, 2007A, 2007C, 2008A, and 2009A (ii) financing certain capital projects of the CIP, (iii) making a deposit to the reserve account, and (iv) paying certain cost of issuance relating to the Series 2016B Bonds.	The Series 2016B (AMT) Bonds are payable solely from and are secured by a pledge of the Net Revenues derived from the Port Authority Properties under the provisions of the Trust Agreement.	.950% to 3.856%	\$5,580,000	\$12,078,759	\$17,658,759	\$412,085,000
\$145,800,000 Aviation Revenue Refunding Bonds, Series 2017A (AMT)	3/24/2017	2040	The Series 2017A Bonds were issued pursuant to Resolution No. R-182-17 for the purposes of: (i) refunding and redeeming all or a portion of the outstanding Miami-Dade County, Florida Aviation Revenue Bonds, Series 2007A, (ii) making a deposit to the reserve account, and (iii) paying certain cost of issuance relating to the Series 2017 Bonds.	The Series 2017A Bonds are payable solely from and are secured by a pledge of the Net Revenues derived from the Port Authority Properties under the provisions of the Trust Agreement.	4.000%	\$0	\$5,832,000	\$5,832,000	\$145,800,000
\$378,870,000 Aviation Revenue Refunding Bonds, Series 2017B (AMT)	8/29/2017	2040	The Series 2017B Bonds were issued pursuant to Resolution No. R-741-17 for the purposes of: (i) refunding and redeeming all or a portion of the outstanding Miami-Dade County, Florida Aviation Revenue Bonds, Series 2007A, 2007C (ii) making a deposit to the reserve account if necessary, and (iii) paying certain cost of issuance relating to the Series 2017 Bonds.	The Series 2017B Bonds are payable solely from and are secured by a pledge of the Net Revenues derived from the Port Authority Properties under the provisions of the Trust Agreement.	2.750% to 5.000%	\$25,090,000	\$17,003,375	\$42,093,375	\$329,885,000

**APPENDIX S: MIAMI-DADE COUNTY OUTSTANDING DEBT**  
as of Sept 23, 2019

Name of the Financing	Issue Date	Final Maturity Date	Purpose	Security	Interest Rate	FY 2019-20 Principal Payment	FY 2019-20 Interest Payment	FY 2019-20 Total Debt Service Payment	FYE 2019-20 Outstanding Balance
\$314,565,000 Aviation Revenue Refunding Bonds, Series 2017D (Taxable)	8/29/2017	2041	The Series 2017D Bonds were issued pursuant to Resolution No. R-741-17 for the purposes of: (i) refunding and redeeming all or a portion of the outstanding Miami-Dade County, Florida Aviation Revenue Bonds, Series 2003E, 2008A and 2009A (ii) making a deposit to the reserve account if necessary, and (iii) paying certain cost of issuance relating to the Series 2017 Bonds.	The Series 2017D Bonds are payable solely from and are secured by a pledge of the Net Revenues derived from the Port Authority Properties under the provisions of the Trust Agreement.	1.580% to 3.982%	\$2,315,000	\$10,943,680	\$13,258,680	\$309,970,000
\$19,745,000 Aviation Revenue Refunding Bonds, Series 2018A (AMT)	8/30/2018	2041	The Series 2018A Bonds were issued pursuant to Resolution No. R-684-18 for the purposes of refunding and redeeming all or a portion of the outstanding Miami-Dade County, Florida Aviation Revenue Bonds Series 2003E and 2008A, (ii) making a deposit to the reserve account if necessary, and (iii) paying certain cost of issuance relating to the Series 2018 Bonds.	The Series 2018A Bonds are payable solely from and are secured by a pledge of the Net Revenues derived from the Port Authority Properties under the provisions of the Trust Agreement.	4.000% to 5.000%	\$9,915,000	\$888,100	\$10,803,100	\$9,830,000
\$4,185,000 Aviation Revenue Refunding Bonds, Series 2018B (Non-AMT)	8/30/2018	2021	The Series 2018B Bonds were issued pursuant to Resolution No. R-684-18 for the purposes of refunding and redeeming all or a portion of the outstanding Miami-Dade County, Florida Aviation Revenue Bonds Series 2008B,(ii) making a deposit to the reserve account if necessary, and (iii) paying certain cost of issuance relating to the Series 2018 Bonds.	The Series 2018B Bonds are payable solely from and are secured by the Net Revenues derived from the Port Authority Properties under the provisions of the Trust Agreement.	4.000% to 5.000%	\$1,425,000	\$195,000	\$1,620,000	\$2,760,000
\$766,815,000 Aviation Revenue Refunding Bonds, Series 2018C (Taxable)	8/30/2018	2041	The Series 2018C Bonds were issued pursuant to Resolution No. R-684-18 for the purposes of refunding and redeeming all or a portion of the outstanding Miami-Dade County, Florida Aviation Revenue Bonds Series 2009A, 2009B, and 2010A,(ii) making a deposit to the reserve account if necessary, and (iii) paying certain cost of issuance relating to the Series 2018 Bonds.	The Series 2018C Bonds are payable solely from and are secured by a pledge of the Net Revenues derived from the Port Authority Properties under the provisions of the Trust Agreement.	2.760% to 4.280%	\$3,175,000	\$31,597,639	\$34,772,639	\$763,640,000
\$282,180,000 Aviation Revenue Bonds, Series 2019A (AMT)	5/30/2019	2049	The Series 2019A Bonds were issued pursuant to Resolution No. R-684-18 for the purposes of refunding all of the outstanding Miami Dade Florida Aviation Commercial Paper Notes, Series C (AMT), (ii) making a deposit to the Reserve Account if necessary, and (iii) financing or reimbursing the County for all or a portion of the cost of certain Improvements to the Port Authority Properties, paying certain cost of issuance relating to the Series 2019 Bonds, and (iv) paying capitalized interest, if any, on a portion of the Series 2019 Bonds.	The Series 2019A Bonds are payable solely from and are secured by a pledge of the Net Revenues derived from the Port Authority Properties under the provisions of the Trust Agreement.	4.000% to 5.000%	\$0	\$4,584,623	\$4,584,623	\$282,180,000
\$ 212,745,000 Aviation Revenue Refunding Bonds, Series 2019B (Taxable)	5/30/2019	2049	The Series 2019B Bonds were issued pursuant to Resolution No. R-684-18 for the purposes (i) refunding all or a portion of the outstanding Miami Dade County Florida Aviation Revenue Bonds Series 2009A, Series 2010A, Series 2010B, (ii) making a deposit to the Reserve Account if necessary, and (iii) financing or reimbursing the County for all or a portion of the cost of certain Improvements to the Port Authority Properties, paying certain cost of issuance relating to the Series 2019 Bonds, and (iv) paying capitalized interest, if any, on a portion of the Series 2019 Bonds.	The Series 2019B Bonds are payable solely from and are secured by a pledge of the Net Revenues derived from the Port Authority Properties under the provisions of the Trust Agreement.	2.569% to 3.555%	\$0	\$2,268,666	\$2,268,666	\$212,745,000
\$17,415,000 Aviation Revenue Refunding Bonds, Series 2019C (Non-AMT)	9/19/2019	2021	The Series 2019C Bonds were issued pursuant to Resolution No. R-811-19 to refund a portion of the Miami-Dade County, Florida Aviation Revenue Bonds, Series 2009A; and pay costs of issuance.	The Series 2019C Bonds are payable solely from and are secured by a pledge of the Net Revenues derived from the Port Authority Properties under the provisions of the Trust Agreement.	5.000%	\$0	\$464,400	\$464,400	\$17,415,000
\$9,675,000 Aviation Revenue Refunding Bonds, Series 2019D (Non-AMT)	9/19/2019	2021	The Series 2019D Bonds were issued pursuant to Resolution No. R-811-19 to refund a portion of the Miami-Dade County, Florida Aviation Revenue Bonds, Series 2009B; and pay costs of issuance.	The Series 2019D Bonds are payable solely from and are secured by a pledge of the Net Revenues derived from the Port Authority Properties under the provisions of the Trust Agreement.	5.000%	\$0	\$258,000	\$258,000	\$9,675,000
\$ 360,500,000 Aviation Revenue Refunding Bonds, Series 2019E (Taxable)	9/19/2019	2032	The Series 2019E Bonds were issued pursuant to Resolution No. R-811-19 to refund a portion of the Miami-Dade County, Florida Aviation Revenue Bonds, Series 2012A and Series 2012B; and pay costs of issuance.	The Series 2019E Bonds are payable solely from and are secured by a pledge of the Net Revenues derived from the Port Authority Properties under the provisions of the Trust Agreement.	1.872% - 2.649	\$0	\$4,650,662	\$4,650,662	\$360,500,000
\$239,755,000 Double-Barreled Aviation (General Obligation) Bonds, Series 2010	3/4/2010	2041	The Series 2010 Bonds were issued pursuant to Ordinance No. 86-75 and Resolutions No. R-1122-86 and R-1346-09 to provide funds, together with other monies of the Aviation Department, to: (i) pay the cost of certain projects included in the Airport's Capital Improvement Plan -- specifically the MIA Mover Program and a portion of the North Terminal Program, (ii) pay capitalized interest through July 1, 2011, (iii) make a deposit to the Reserve Account, and (iv) pay costs of issuance, including the premium for bond insurance for portion of the Series 2010 Bonds.	The Series 2010 Bonds are payable first from the Net Revenues derived from the Port Authority Properties and, to the extent Net Available Airport Revenues are not sufficient, are additionally secured by the full faith, credit, and taxing power of the County.	2.000% to 5.000%	\$5,375,000	\$10,058,513	\$15,433,513	\$198,460,000

**APPENDIX S: MIAMI-DADE COUNTY OUTSTANDING DEBT**  
as of Sept 23, 2019

Name of the Financing	Issue Date	Final Maturity Date	Purpose	Security	Interest Rate	FY 2019-20 Principal Payment	FY 2019-20 Interest Payment	FY 2019-20 Total Debt Service Payment	FYE 2019-20 Outstanding Balance
<b>PUBLIC HEALTH TRUST</b>									
\$151,465,000 Public Facilities Revenue Refunding Bonds, (Jackson Memorial Hospital) Series 2005B	9/27/2005	2021	The Series 2005B Bonds were issued pursuant to Ordinance No. 05-49 and Resolutions Nos. R-210-05 and R-238-05 to refund all of the County's outstanding Public Facilities Revenue Bonds (Jackson Memorial Hospital), 1993, Public Facilities Revenue Refunding Bonds (Jackson Memorial Hospital), Series 1993A and Public Facilities Revenue Bonds (Jackson Memorial Hospital), Series 1998; and fund a deposit to the Debt Service Reserve Fund.	The Series 2005B Bonds are special limited obligations of the County payable solely from the Pledged Revenues of the Public Health Trust as defined in the Master Ordinance.	5.000%	\$7,350,000	\$795,000	\$8,145,000	\$8,550,000
\$205,350,000 Public Facilities Revenue and Revenue Refunding Bonds (Jackson Memorial Hospital) Series 2015	7/9/2015	2036	The Series 2015 Bonds were issued pursuant to Ordinance Nos. 05-49, 15-46 and Resolutions No. R-470-15. The bonds were issued to refund a portion of the Series 2005 Bonds, pay or reimburse PHT for the cost of certain additions to PHT's healthcare facilities; and pay cost of issuance.	The Series 2015 Bonds are special limited obligations of the County payable solely from the Pledged Revenues of the Public Health Trust as defined in the Master Ordinance.	3.000% to 5.000%	\$305,000	\$8,578,375	\$8,883,375	\$177,650,000
\$81,215,000 Public Facilities Revenue and Revenue Refunding Bonds (Jackson Memorial Hospital) Series 2017	6/1/2017	2039	The Series 2017 Bonds were issued pursuant to Ordinance Nos. 05-49, as amended by Ordinance 17-1 and Resolutions No. R-26-17. The bonds were issued to refund a portion of the Series 2005 Bonds and the outstanding Series 2009 Bonds; and pay cost of issuance.	The Series 2017 Bonds are special limited obligations of the County payable solely from the Pledged Revenues of the Public Health Trust as defined in the Master Ordinance.	3.000% to 5.000%	\$2,055,000	\$3,953,200	\$6,008,200	\$79,160,000
<b>CAUSEWAY BONDS</b>									
\$31,610,000 Rickenbacker Causeway Revenue Bonds, Series 2014	9/10/2014	2036	The Series 2014 Bonds were issued pursuant to Ordinance No. 13-110 and Resolution No. R-971-13 to: (i) pay for the costs of the acquisition, construction, and equipping - required to rehabilitate the Bear Cut and West Bridges on the Rickenbacker Causeway; (ii) make a deposit to the Reserve Account; (ii) pay the costs of issuance related to the Series 2014 Bonds.	The Series 2014 Bonds are special and limited obligations of the County payable solely from and secured by the Pledged Revenues of the Rickenbacker Causeway as defined in the Master Ordinance.	2.00% to 5.00%	\$615,000	\$1,444,400	\$2,059,400	\$28,770,000
<b>SEAPORT BONDS</b>									
\$244,140,000 Seaport Revenue Bonds, Series 2013A	9/11/2013	2042	The Series 2013A Bonds were issued pursuant to Ordinance Nos. 88-66 and No. 13-74 and Resolution No. R-610-13 to provide funds to: (i) pay costs of certain improvements and capital expenditures for the Seaport facilities owned by the County and operated by the Seaport Department, (ii) fund a deposit to the reserve account, (iii) pay certain capitalized interest on the Series A Bonds, and (iv) pay costs of issuance.	The Series 2013A Bonds are payable solely from and secured equally by a pledge of and lien on the Net Revenues of the Seaport Department on a parity basis with certain other outstanding parity Seaport Bonds payable from Net Revenues of the Seaport Department.	4.000% to 6.000%	\$4,050,000	\$13,085,419	\$17,135,419	\$232,450,000
\$109,220,000 Seaport Revenue Bonds, Series 2013B (AMT)	9/11/2013	2042	The Series 2013B Bonds were issued pursuant to Ordinance Nos. 88-66 and No. 13-74 and Resolution No. R-610-13 to provide funds to: (i) pay costs of certain improvements and capital expenditures for the Seaport facilities owned by the County and operated by the Seaport Department, (ii) fund a deposit to the reserve account, (iii) pay certain capitalized interest on the Series A Bonds, and (iv) pay costs of issuance.	The Series 2013B Bonds are payable solely from and secured equally by a pledge of and lien on the Net Revenues of the Seaport Department on a parity basis with certain other outstanding parity Seaport Bonds payable from Net Revenues of the Seaport Department.	5.000% to 6.000%	\$2,155,000	\$6,209,713	\$8,364,713	\$103,060,000
\$17,465,000 Seaport Revenue Refunding Bonds, Series 2013D (AMT)	9/11/2013	2026	The Series 2013D Bonds were issued pursuant to Resolution No. R-610-13 to: (i) refund substantially all of the County's Seaport Revenue Refunding Bonds, Series 1995 and 1996 Bonds, and (ii) pay costs of issuance.	The Series 2013D Bonds are payable solely from and secured equally by a pledge of and lien on the Net Revenues of the Seaport Department on a parity basis with certain other outstanding parity Seaport Bonds payable from Net Revenues of the Seaport Department.	2.000% to 6.000%	\$1,245,000	\$616,675	\$1,861,675	\$10,700,000
\$181,320,000 Seaport Variable Rate Demand Revenue Bonds, Series 2014A	5/8/2014	2051	The Series 2014A Bonds were issued pursuant to Ordinance Nos. 88-66, 13-74 and 14-34 and Resolution No. R-372-14 to provide funds to: (i) pay costs of certain improvements and capital expenditures for the Seaport facilities owned by the County and operated by the Seaport Department, (ii) fund a deposit to the reserve account, and (iii) pay costs of issuance.	The Series 2014A Bonds are payable solely from and secured equally by a pledge of and lien on the Net Revenues of the Seaport Department on a parity basis with certain other outstanding parity Seaport Bonds payable from Net Revenues of the Seaport Department.	Variable	\$0	\$9,972,600	\$9,972,600	\$181,320,000
\$20,150,000 Seaport Variable Rate Demand Revenue Bonds, Series 2014B (AMT)	5/8/2014	2051	The Series 2014B Bonds were issued pursuant to Ordinance Nos. 88-66, 13-74 and 14-34 and Resolution No. R-372-14 to provide funds to: (i) pay costs of certain improvements and capital expenditures for the Seaport facilities owned by the County and operated by the Seaport Department, (ii) fund a deposit to the reserve account, and (iii) pay costs of issuance.	The Series 2014B Bonds are payable solely from and secured equally by a pledge of and lien on the Net Revenues of the Seaport Department on a parity basis with certain other outstanding parity Seaport Bonds payable from Net Revenues of the Seaport Department.	Variable	\$0	\$1,108,250	\$1,108,250	\$20,150,000
\$111,375,000 Seaport General Obligation Refunding Bonds, Series 2011C	5/26/2011	2026	The Series 2011C Seaport G.O. Refunding Bonds were issued pursuant to Ordinance Nos. 86-77, and 88-66 and Resolution No. R-134-11 to refund, defease and redeem, with other available funds, all or a portion of the outstanding Seaport General Obligation Refunding Bonds, Series 1996. The Refunded Bonds were called for redemption on June 27, 2011.	The Series 2011C Seaport G.O. Refunding Bonds are payable from and secured equally by a pledge of and lien on the Net Revenues of the Seaport Department on a parity basis with certain other outstanding parity Seaport Bonds payable from Net Revenues of the Seaport Department. The Series 1996 G.O. Refunding Bonds are additionally a general obligation of the County, secured by the full faith and credit of the County, and to the extent that the Net Revenues of the Seaport Department are insufficient to pay debt service on the Series 2011C G.O. Refunding Bonds, are payable from ad valorem taxes levied on all taxable property in the County without limit as to rate or amount.	2.000% to 5.000%	\$6,875,000	\$2,826,344	\$9,701,344	\$57,915,000

**APPENDIX S: MIAMI-DADE COUNTY OUTSTANDING DEBT**  
as of Sept 23, 2019

Name of the Financing	Issue Date	Final Maturity Date	Purpose	Security	Interest Rate	FY 2019-20 Principal Payment	FY 2019-20 Interest Payment	FY 2019-20 Total Debt Service Payment	FYE 2019-20 Outstanding Balance
<b>SOLID WASTE BONDS</b>									
\$83,755,000 Solid Waste System Revenue Refunding Bonds, Series 2015	12/17/2015	2030	The Series 2005 Bonds were issued pursuant to Ordinance Nos. 96-168 and Resolution No. R-972-15 to: (i) refund all the outstanding bonds and; (ii) pay the costs of issuance of the Series 2015 Bonds, including the premium for a financial guaranty insurance policy.	The Series 2155 Bonds are special and limited obligations of the County, payable solely from and secured by a prior lien upon and a pledge of the Pledged Revenues of the System, as provided in the Bond Ordinance.	3.000% to 5.000%	\$9,780,000	\$1,947,125	\$11,727,125	\$33,525,000
<b>PEOPLE'S TRANSPORTATION BONDS</b>									
\$274,565,000 Transit System Sales Surtax Revenue Bonds, Series 2008	6/24/2008	2038	The Series 2008 Bonds were issued pursuant to Ordinance No. 02-116 and 05-48 and Resolution No. R-319-08 to: (i) provide funds to pay all or a portion of the cost of certain transportation and transit projects; (ii) to refund the outstanding Sunshine State Loan and; (iii) pay the costs of issuance of the Series 2008 Bonds, including the premiums for a Reserve Fund Facility and a bond insurance policy.	The Series 2008 Bonds are secured by a prior lien upon and a pledge of (i) the funds collected and received from the Transit System Sales Surtax, less certain administrative expenses and distributions required to be made to certain cities located within the County, and (ii) the monies held in funds and accounts established by the Ordinance.	5.000%	\$0	\$250	\$250	\$5,000
\$69,765,000 Transit System Sales Surtax Revenue Bonds, Series 2009A	9/17/2009	2021	The Series 2009A Bonds were issued pursuant to Ordinance Nos. 02-116, 05-48, 09-65 and Resolution No. R-1041-09 to: (i) provide funds to pay all or a portion of the cost of certain transportation and transit projects; (ii) make a deposit to the Reserve Account; (iii) pay capitalized interest on the Bonds through July 1, 2011 and; (iv) pay the costs of issuance of the Series 2009A Bonds, including the premium for a bond insurance policy.	The Series 2009A Bonds are secured by a prior lien upon and a pledge of (i) the funds collected and received from the Transit System Sales Surtax, less certain administrative expenses and distributions required to be made to certain cities located within the County, and (ii) the monies held in funds and accounts established by the Ordinance.	4.000% to 5.000%	\$8,115,000	\$746,550	\$8,861,550	\$8,520,000
\$29,670,000 Transit System Sales Surtax Revenue Bonds, Series 2010A	9/14/2010	2020	The Series 2010A Bonds were issued pursuant to Ordinance Nos. 02-116, 05-48, 09-65 and Resolution No. R-803-10 to: (i) provide funds to pay all or a portion of the cost of certain transportation and transit projects; (ii) make a deposit to the Reserve Account; (iii) pay capitalized interest on the Bonds through July 1, 2012 and; (iv) pay the costs of issuance of the Series 2010A Bonds.	The Series 2010A Bonds are secured by a prior lien upon and a pledge of (i) the funds collected and received from the Transit System Sales Surtax, less certain administrative expenses and distributions required to be made to certain cities located within the County, and (ii) the monies held in funds and accounts established by the Ordinance.	3.000% to 5.000%	\$4,285,000	\$128,550	\$4,413,550	\$0
\$187,590,000 Transit System Sales Surtax Revenue Bonds, Series 2010B (Taxable BABs)	9/14/2010	2040	The Series 2010B Bonds were issued pursuant to Ordinance Nos. 02-116, 05-48, 09-65 and Resolution No. R-803-10 to: (i) provide funds to pay all or a portion of the cost of certain transportation and transit projects; (ii) make a deposit to the Reserve Account; (iii) pay capitalized interest on the Bonds through July 1, 2012 and; (iv) pay the cost of issuance of the Series 2010B Bonds.	The Series 2010B Bonds are secured by a prior lien upon and a pledge of (i) the funds collected and received from the Transit System Sales Surtax, less certain administrative expenses and distributions required to be made to certain cities located within the County, and (ii) the monies held in funds and accounts established by the Ordinance.	4.593% to 5.624%	\$0	\$10,361,300	\$10,361,300	\$187,590,000
\$537,210,000 Transit System Sales Surtax Revenue Bonds, Series 2012	8/1/2012	2042	The Series 2012 Bonds were issued pursuant to Ordinance Nos. 02-116, 05-48, 09-65 and Resolution No. R-453-12 to: (i) provide funds to pay all or a portion of the cost of certain transportation and transit projects; (ii) make a deposit to the Reserve Account; (iii) pay capitalized interest on the Bonds and; (iv) pay the cost of issuance of the Series 2012 Bonds.	The Series 2012 Bonds are secured by a prior lien upon and a pledge of (i) the funds collected and received from the Transit System Sales Surtax, less certain administrative expenses and distributions required to be made to certain cities located within the County, and (ii) the monies held in funds and accounts established by the Ordinance.	3.125% to 5.624%	\$9,310,000	\$23,913,888	\$33,223,888	\$487,180,000
\$197,475,000 Transit System Sales Surtax Revenue Refunding Bonds, Series 2015	5/28/2015	2036	The Series 2015 Bonds were issued pursuant to Ordinance Nos. 02-116, 05-48, 09-65 and Resolution No. R-299-15 to provide funds to: (i) advance refund the Series 2006 Bonds maturing on and after July 1, 2016 and Series 2008 Bonds maturing on July 1, 2020 through and including July 1, 2026 and; (ii) pay the cost of issuance of the Series 2015 Bonds.	The Series 2015 Bonds are secured by a prior lien upon and a pledge of (i) the funds collected and received from the Transit System Sales Surtax, less certain administrative expenses and distributions required to be made to certain cities located within the County, and (ii) the monies held in funds and accounts established by the Ordinance.	2.500% to 5.000%	\$11,435,000	\$8,852,656	\$20,287,656	\$168,810,000
\$178,280,000 Transit System Sales Surtax Revenue Refunding Bonds, Series 2017	3/15/2017	2038	The Series 2017 Bonds were issued pursuant to Ordinance Nos. 02-116, 05-48, 09-65 and Resolution No. R-1210-16 to provide funds to advance refund a portion of the County's outstanding Transit System Sales Surtax Revenue Bonds, Series 2008 and (ii) pay cost of issuance of the Series 2017 Bonds.	The Series 2015 Bonds are secured by a prior lien upon and a pledge of (i) the funds collected and received from the Transit System Sales Surtax, less certain administrative expenses and distributions required to be made to certain cities located within the County, and (ii) the monies held in funds and accounts established by the Ordinance.	3.000% - 5.000%	\$0	\$6,758,800	\$6,758,800	\$171,420,000
\$223,240,000 Transit System Sales Surtax Revenue Bonds, Series 2018	9/26/2018	2048	The Series 2018 Bonds were issued pursuant to Ordinance Nos. 02-116, 05-48, 09-65, 18-85 and Resolution No. R-873-18 to provide funds to pay all or a portion of the cost of certain Transit System Sales Surtax projects, (ii) make a deposit to the Reserve Account, (iii) pay the cost of issuance of the Series 2018 Bonds and (iv) pay capitalized interest on the Series 2018 Bonds through July 2020.	The Series 2018 Bonds are secured by a prior lien upon and a pledge of (i) the funds collected and received from the Transit System Sales Surtax, less certain administrative expenses and distributions required to be made to certain cities located within the County, and (ii) the monies held in funds and accounts established by the Ordinance.	4.00%- 5.00%	\$0	\$7,076,247	\$0	\$223,240,000
\$221,385,000 Transit System Sales Surtax Revenue Refunding Bonds, Series 2019	4/23/2019	2039	The Series 2019 Bonds were issued pursuant to Ordinance Nos. 02-116, 05-48, 09-65, 18-85 and Resolution No. R-873-18 to provide funds to refund, on a cross-over basis, all or a portion of the Series 2009B Bonds, (ii) pay the cost of issuance of the Series 2019 Bonds and (iii) pay interest on the Series 2019 Bonds on July 1, 2019.	The Series 2019 Bonds are secured by a prior lien upon and a pledge of (i) the funds collected and received from the Transit System Sales Surtax, less certain administrative expenses and distributions required to be made to certain cities located within the County, and (ii) the monies held in funds and accounts established by the Ordinance.	3.000%- 5.00%	\$0	\$1,861,576	\$1,861,576	\$221,385,000

**APPENDIX S: MIAMI-DADE COUNTY OUTSTANDING DEBT**  
as of Sept 23, 2019

Name of the Financing	Issue Date	Final Maturity Date	Purpose	Security	Interest Rate	FY 2019-20 Principal Payment	FY 2019-20 Interest Payment	FY 2019-20 Total Debt Service Payment	FYE 2019-20 Outstanding Balance
<b>WATER &amp; SEWER BONDS</b>									
\$68,300,000 Water and Sewer System Revenue Bonds, Series 2008A	7/15/2008	2022	The Series 2008A Bonds were issued pursuant to Ordinance No. 93-134 and Resolution No. R-411-08 and R-717-08 to: (i) pay the termination payment due in connection with the termination of the Interest Swap Agreement associated with the Series 1994 Bonds and (ii) pay the cost of allocable share of premiums for a municipal bond insurance policy and a Reserve Account Credit Facility.	The Series 2008A Bonds are limited obligations of the County payable solely from and secured by the Net Operating Revenues of the System and any funds and accounts established on behalf of the Bondholders and investment earnings on those funds and accounts.	4.000% to 5.000%	\$5,910,000	\$1,017,763	\$6,927,763	\$19,565,000
\$374,555,000 Water and Sewer System Revenue Refunding Bonds, Series 2008B	7/15/2008	2022	The Series 2008B Bonds were issued pursuant to Ordinance No. 93-134 and Resolution No. R-411-08 and R-717-08 to: (i) refund all of the County's Water and Sewer System Revenue Bonds, Series 1994 and (ii) pay the cost of allocable share of premiums for a municipal bond insurance policy and a Reserve Account Credit Facility.	The Series 2008B Bonds are limited obligations of the County payable solely from and secured by the Net Operating Revenues of the System and any funds and accounts established on behalf of the Bondholders and investment earnings on those funds and accounts.	5.000% to 5.250%	\$42,900,000	\$8,632,050	\$51,532,050	\$142,970,000
\$594,330,000 Water and Sewer System Revenue Bonds, Series 2010	3/11/2010	2039	The Series 2010 Bonds were issued pursuant to Ordinance No. 93-134 and No. 09-67 and Resolution No. R-22-10 to: (i) pay costs of constructing and acquiring certain improvements under the Dept.'s Multi-Year Capital Plan, (ii) repay a \$100M Line of Credit, (iii) pay capitalized interest through June 2011, (iv) make a deposit to the Reserve Account, and (v) pay costs of issuance (including a bond insurance premium for a portion of the Series 2010 Bonds).	The Series 2010 Bonds are limited obligations of the County payable solely from and secured by the Net Operating Revenues of the System and any funds and accounts established on behalf of the Bondholders and investment earnings on those funds and accounts.	2.000% to 5.000%	\$3,235,000	\$190,613	\$3,425,613	\$3,350,000
\$340,265,000 Water and Sewer System Revenue Bonds, Series 2013A	7/19/2013	2042	The Series 2013 Bonds were issued pursuant to Ordinance Nos. R-298-15 and Resolution No. 13-67 and Resolution No. R-417-13 to: (i) pay costs of constructing or acquiring certain improvements under the Department's Multi-Year Capital Plan, (ii) pay capitalized interest on the Series 2013A Bonds, (iii) make deposit to the reserve account and (iv) pay the costs of issuance of the Series 2013A Bonds.	The Series 2013 Bonds are limited obligations of the County payable solely from and secured by the Net Operating Revenues of the System and any funds and accounts established on behalf of the Bondholders and investment earnings on those funds and accounts.	5.000%	\$0	\$17,013,250	\$17,013,250	\$340,265,000
\$152,400,000 Water and Sewer System Revenue Refunding Bonds, Series 2013B	7/19/2013	2042	The Series 2013B Bonds were issued pursuant to Resolution No. R-417-13 were used to: (i) refund all of the outstanding Water & Sewer System Revenue Bonds, Series 1999A, and (ii) pay the costs of issuance related to the Series 2013B Bonds, including premiums for a municipal bond insurance policy.	The Series 2013 Bonds are limited obligations of the County payable solely from and secured by the Net Operating Revenues of the System and any funds and accounts established on behalf of the Bondholders and investment earnings on those funds and accounts.	5.000%	\$0	\$7,397,756	\$7,397,756	\$152,400,000
\$481,175,000 Water and Sewer System Revenue Refunding Bonds, Series 2015	6/3/2015	2026	The Series 2015 Bonds were issued pursuant to Resolution No. R-298-15 were used to: (i) advance refund \$244,355,000 of the Series 2007 Bonds and \$255,730,000 of the Series 2008C Bonds (ii) pay the costs of issuance related to the Series 2015 Bonds.	The Series 2015 Bonds are limited obligations of the County payable solely from and secured by the Net Operating Revenues of the System and any funds and accounts established on behalf of the Bondholders and investment earnings on those funds and accounts.	3.000% to 5.000%	\$22,675,000	\$22,771,975	\$45,446,975	\$444,995,000
\$381,355,000 Water and Sewer System Revenue Bonds, Series 2017A	12/19/2017	2047	The proceeds of the Series 2017A Bonds, together with other available funds of the Miami-Dade Water and Sewer Department will be used to (i) refund all of the outstanding Miami-Dade County Florida Water and Sewer System Commercial Paper Notes, Series A-1 (Tax Exempt) and all of the outstanding Miami-Dade County, Florida Water and Sewer System Commercial Paper Notes, Series B-1 (Tax Exempt); (ii) make a deposit to the Reserve Account; and (iii) pay the costs of issuance of the Series 2017A Bonds.	The Series 2017 Bonds are special, limited obligations of the County payable solely from and secured solely by pledged revenues. The payment of principal and interest on the Series 2017 Bonds is secured by a pledge of and lien on the Net Operating Revenues.	3.375% to 5.000%	\$0	\$15,705,869	\$15,705,869	\$381,355,000
\$548,025,000 Water and Sewer System Revenue Refunding Bonds, Series 2017B	12/19/2017	2039	The proceeds of the Series 2017B Bonds, together with other available funds of the Department, will be used to (i) refund \$567,580,000 principal amount of the outstanding Miami-Dade County, Florida Water and Sewer System Revenue Bonds, Series 2010 maturing on and after October 1, 2021; and (ii) pay the costs of issuance of the Series 2017B Bonds.	The Series 2017 Bonds are special, limited obligations of the County payable solely from and secured solely by pledged revenues. The payment of principal and interest on the Series 2017 Bonds is secured by a pledge of and lien on the Net Operating Revenues.	3.000% to 5.000%	\$0	\$23,865,594	\$23,865,594	\$548,025,000
\$233,305,000 Water and Sewer System Revenue Refunding Bonds, Series 2019	1/31/2019	2049	The proceeds of the Series 2019 Bonds, together with other available funds of the Department, will be used to (i) refund all the outstanding Miami-Dade County Water and Sewer System Commercial Paper Notes, Series A-1 (Tax-Exempt) and all the outstanding Miami Dade Florida Water and Sewer System Commercial paper Notes, Series B-1 (Tax-Exempt), (ii) make a deposit to the Reserve Account and (ii) pay the costs of issuance of the Series 2019 Bonds.	The Series 2019 Bonds are special, limited obligations of the County payable solely from and secured solely by pledged revenues. The payment of principal and interest on the Series 2019 Bonds is secured by a pledge of and lien on the Net Operating Revenues.	4.000% to 5.000%	\$0	\$1,901,819	\$1,901,819	\$233,305,000
<b>LOANS</b>									
\$25,000,000 US Housing and Urban Development Loan Guarantee Assistance Section 108 Parrot Jungle, Series 2000-A	6/14/2000	2019	To provide financial assistance for the development of the Parrot Jungle Facility at Watson Island, in the City of Miami.	The Loan is from Section 108 Debt Service Reserve Fund, Parrot Jungle's Leasehold Improvements, Parrot Jungle's other corporate guarantees, and personal guarantees of owners. Other security as may be required by US Housing and Urban Development's Community Development Block Grant (CDBG) Program Income Future CDBG Entitlements.	7.620%	\$1,945,000	\$74,299	\$2,019,299	\$1,945,000

**APPENDIX S: MIAMI-DADE COUNTY OUTSTANDING DEBT**  
as of Sept 23, 2019

Name of the Financing	Issue Date	Final Maturity Date	Purpose	Security	Interest Rate	FY 2019-20 Principal Payment	FY 2019-20 Interest Payment	FY 2019-20 Total Debt Service Payment	FYE 2019-20 Outstanding Balance
\$2,500,000 US Housing and Urban Development Contract for Loan Guarantee Assistance Section 108 of the Housing and Community Development Act Brownsfield Economic Development Initiative (BEDI) Series 2001A	8/9/2001	2021	The Board of County Commissioners of Miami-Dade County, by Ordinance 99-95 authorized the County Manager to apply to the U.S. HUD for a Section 108 loan in the amount of \$5 million for the purpose of creating a revolving loan fund for remediation and economic redevelopment of Brownsfield areas of Miami-Dade County. Also, the County applied for and was awarded a \$1.750 million grant to capitalize the debt service reserve account.	The Loan is from the Section 108 Debt Service Reserve Fund. Loan Recipients, assets pledged against the loan, interest income from the investment account, and other security as may be required by US Housing and Urban Development's (U.S. HUD) Community Development Block Grant Program (CDBG) Income future CDBG entitlements.	5.800% to 6.670%	\$138,000	\$10,829	\$148,829	\$361,000
\$10,000,000 US Housing and Urban Development Contract for Loan Guarantee Assistance Section 108 of the Housing and Community Development Act Economic Development Initiative (EDI) Series 2001-A	8/9/2001	2021	The purpose of this Loan is to attract, retain and create employment opportunities in the most economically depressed areas of Miami-Dade County.	The Loan is from the Section 108 Debt Service Reserve Fund. Loan Recipients, assets pledged against the loan, interest income from the investment account, and other security as may be required by US Housing and Urban Development's Community Development Block Grant Program (CDBG) Income future CDBG entitlements.	5.800% to 6.670%	\$556,000	\$41,773	\$597,773	\$1,382,000
\$6,300,000 US Housing and Urban Development Contract for Loan Guarantee Assistance Section 108 of the Housing and Community Development Act Economic Development Initiative (EDI-2) Series 2015-A	6/30/2004	2024	The purpose of this Loan is to attract, retain and create employment opportunities in the most economically depressed areas of Miami-Dade County.	The Loan is from the Section 108 Debt Service Reserve Fund. Loan Recipients, assets pledged against the loan, interest income from the investment account, and other security as may be required by US Housing and Urban Development's Community Development Block Grant Program (CDBG) Income future CDBG entitlements.	8.000%	\$450,000	\$86,860	\$536,860	\$3,350,000
\$10,303,000 US Housing and Urban Development Contract for Loan Guarantee Assistance Section 108 of the Housing and Community Development Act Economic Development Initiative (EDI-3) Series 2006-A	9/30/2005	2025	The purpose of this Loan is to attract, retain and create employment opportunities in the most economically depressed areas of Miami-Dade County.	The Loan is from the Section 108 Debt Service Reserve Fund. Loan Recipients, assets pledged against the loan, interest income from the investment account, and other security as may be required by US Housing and Urban Development's Community Development Block Grant Program (CDBG) Income future CDBG entitlements.	Variable	\$700,000	\$411,137	\$1,111,137	\$6,653,000
\$47,620,000 Sunshine State Governmental Financing Commission Multimodal Revenue Bonds, Series 2010A (Miami-Dade County Program)	12/30/2010	2035	The Series 2010A Bonds were issued pursuant to Resolution No. R-1226-10 to assist the Sunshine State Governmental Financing Commission in refinancing various variable rate County loans. These bonds restructured a portion of the \$225,900,000 (Seaport) Sunshine State Governmental Financing Commission Loan #15.	The Series 2010A Bonds are payable solely from amounts budgeted and appropriated in the County's annual budget from Non-Ad Valorem Revenues in accordance with the terms of the 2011A Loan Agreement.	Variable	\$0	\$2,310,250	\$2,310,250	\$46,205,000
\$65,330,000 Sunshine State Governmental Financing Commission Multimodal Revenue Bonds, Series 2010A-1 (Miami-Dade County Program)	12/19/2013	2028	The Series 2010A-1 Bonds reflects a conversion from a weekly variable interest rate period to a long-term fixed rate of a portion of the Series 2010A (Seaport) Sunshine State Government Financing Commission.	The Series 2010A-1 Bonds are payable solely from amounts budgeted and appropriated in the County's annual budget from Non-Ad Valorem Revenues in accordance with the terms of the 2011A Loan Agreement.	1.000% to 5.000%	\$3,960,000	\$2,235,219	\$6,195,219	\$46,185,000
\$47,620,000 Sunshine State Governmental Financing Commission Multimodal Revenue Bonds, Series 2010B (Miami-Dade County Program)	12/30/2010	2035	The Series 2010A Bonds were issued pursuant to Resolution No. R-1226-10 to assist the Sunshine State Governmental Financing Commission in refinancing various variable rate County loans. These new bonds restructured a portion of the \$225,900,000 (Seaport) Sunshine State Governmental Financing Commission Loan #15.	The Series 2010B Bonds are payable solely from amounts budgeted and appropriated in the County's annual budget from Non-Ad Valorem Revenues in accordance with the terms of the 2011A Loan Agreement.	Variable	\$0	\$2,310,250	\$2,310,250	\$46,205,000
\$60,670,000 Sunshine State Governmental Financing Commission Multimodal Revenue Bonds, Series 2010B-1 (Miami-Dade County Program)	12/19/2013	2028	The Series 2010B-1 Bonds reflects a conversion from a weekly variable interest rate period to a long-term fixed rate of a portion of the Series 2010B (Seaport) Sunshine State Government Financing Commission.	The Series 2010B-1 Bonds are payable solely from amounts budgeted and appropriated in the County's annual budget from Non-Ad Valorem Revenues in accordance with the terms of the 2011A Loan Agreement.	4.000% to 5.000%	\$3,960,000	\$2,264,400	\$6,224,400	\$41,525,000
\$247,600,000 Sunshine State Governmental Financing Commission Revenue Bonds, Series 2011A (Miami-Dade County Program)	4/14/2011	2027	The Series 2011A Loan was issued pursuant to Resolution No. R-135-11 to assist the Sunshine State Governmental Financing Commission in refinancing various variable rate County loans. These new bonds refunded a portion of the prior Sunshine State Loans Series 1986 (\$27.745 million Seaport and \$697,489 Parks) and L (part \$81.16 million Seaport #16, \$203.171 million and #17 and #18 various).	The Series 2011A Bonds are payable solely from amounts budgeted and appropriated in the County's annual budget from Non-Ad Valorem Revenues in accordance with the terms of the 2011A Loan Agreement.	2.000% to 3.750%	\$10,065,000	\$2,645,250	\$12,710,250	\$50,394,750

**APPENDIX S: MIAMI-DADE COUNTY OUTSTANDING DEBT**  
as of Sept 23, 2019

Name of the Financing	Issue Date	Final Maturity Date	Purpose	Security	Interest Rate	FY 2019-20 Principal Payment	FY 2019-20 Interest Payment	FY 2019-20 Total Debt Service Payment	FYE 2019-20 Outstanding Balance
\$28,500,000 Sunshine State Governmental Financing Commission Multimodal Revenue Bonds, Series 2011B-1 (Miami-Dade County Program)	2/27/2014	2032	The Series 2011B-1 Bonds reflects a conversion from a weekly variable interest rate period to a long-term fixed rate. The Series 2011B Bonds were issued pursuant to Resolution No. R-135-11 to assist the Sunshine State Governmental Financing Commission in refinancing the remaining balance of the Series L commercial paper revenue notes (Seaport) #16.	The Series 2011B-1 Bonds are payable solely from amounts budgeted and appropriated in the County's annual budget from Non-Ad Valorem Revenues in accordance with the terms of the 2011A Loan Agreement.	3.750% to 5.500%	\$0	\$1,375,963	\$1,375,963	\$28,500,000
\$28,500,000 Sunshine State Governmental Financing Commission Multimodal Revenue Bonds, Series 2011C-1 (Miami-Dade County Program)	2/27/2014	2032	The Series 2011C-1 Bonds reflects a conversion from a weekly variable interest rate period to a long-term fixed rate. The Series 2011C Bonds were issued pursuant to Resolution No. R-135-11 to assist the Sunshine State Governmental Financing Commission in refinancing the remaining balance of the Series L commercial paper revenue notes (Seaport) #16.	The Series 2011C-1 Bonds are payable solely from amounts budgeted and appropriated in the County's annual budget from Non-Ad Valorem Revenues in accordance with the terms of the 2011A Loan Agreement.	4.000% to 5.500%	\$0	\$1,437,738	\$1,437,738	\$28,500,000
\$4,979,127 Water and Sewer Department State Revolving Loan CS120377870	8/29/2001	2023	Under the State Revolving Fund Program, the Water and Sewer Department has received various loan commitments for the construction of water and wastewater treatment facilities.	The Department has agreed to maintain rates, together with other pledged revenues, sufficient to provide "net revenues" equal to as least 1.15 times the annual loan payments after meeting the primary debt service requirements.	2.560% to 4.170%	\$272,917	\$48,822	\$321,739	\$1,339,771
\$2,617,688 Water and Sewer Department State Revolving Loan CS120377650	3/17/1998	2020	Under the State Revolving Fund Program, the Water and Sewer Department has received various loan commitments for the construction of water and wastewater treatment facilities.	The Department has agreed to maintain rates, together with other pledged revenues, sufficient to provide "net revenues" equal to as least 1.15 times the annual loan payments after meeting the primary debt service requirements.	2.560% to 4.170%	\$43,923	\$4,741	\$48,664	\$116,052
\$4,253,121 Water and Sewer Department State Revolving Loan CS120377860	12/28/2000	2023	Under the State Revolving Fund Program, the Water and Sewer Department has received various loan commitments for the construction of water and wastewater treatment facilities.	The Department has agreed to maintain rates, together with other pledged revenues, sufficient to provide "net revenues" equal to as least 1.15 times the annual loan payments after meeting the primary debt service requirements.	2.560% to 4.170%	\$209,568	\$39,668	\$249,236	\$1,033,621
\$3,251,818 Water and Sewer Department State Revolving Loan CS12037788P	9/10/2001	2024	Under the State Revolving Fund Program, the Water and Sewer Department has received various loan commitments for the construction of water and wastewater treatment facilities.	The Department has agreed to maintain rates, together with other pledged revenues, sufficient to provide "net revenues" equal to as least 1.15 times the annual loan payments after meeting the primary debt service requirements.	2.560% to 4.170%	\$194,256	\$45,778	\$240,034	\$1,302,586
\$3,604,009 Water and Sewer Department State Revolving Loan CS120377670	12/23/1998	2021	Under the State Revolving Fund Program, the Water and Sewer Department has received various loan commitments for the construction of water and wastewater treatment facilities.	The Department has agreed to maintain rates, together with other pledged revenues, sufficient to provide "net revenues" equal to as least 1.15 times the annual loan payments after meeting the primary debt service requirements.	2.560% to 4.170%	\$167,270	\$21,727	\$188,996	\$535,777
\$35,241,636 Water and Sewer Department State Revolving Loan DW1300010	12/23/1998	2022	Under the State Revolving Fund Program, the Water and Sewer Department has received various loan commitments for the construction of water and wastewater treatment facilities.	The Department has agreed to maintain rates, together with other pledged revenues, sufficient to provide "net revenues" equal to as least 1.15 times the annual loan payments after meeting the primary debt service requirements.	2.560% to 4.170%	\$2,368,110	\$447,749	\$2,815,859	\$15,339,895
\$4,691,165 Water and Sewer Department State Revolving Loan DW1300080	8/29/2001	2021	Under the State Revolving Fund Program, the Water and Sewer Department has received various loan commitments for the construction of water and wastewater treatment facilities.	The Department has agreed to maintain rates, together with other pledged revenues, sufficient to provide "net revenues" equal to as least 1.15 times the annual loan payments after meeting the primary debt service requirements.	2.560% to 4.170%	\$291,225	\$38,506	\$329,731	\$933,855
\$25,874,146 Water and Sewer Department State Revolving Loan CS120377500	3/13/1997	2018	Under the State Revolving Fund Program, the Water and Sewer Department has received various loan commitments for the construction of water and wastewater treatment facilities.	The Department has agreed to maintain rates, together with other pledged revenues, sufficient to provide "net revenues" equal to as least 1.15 times the annual loan payments after meeting the primary debt service requirements.	2.560% to 4.170%	\$1,568,622	\$55,052	\$1,623,674	\$800,705
\$844,648 Water and Sewer Department State Revolving Loan CS12037789A	10/27/2003	2024	Under the State Revolving Fund Program, the Water and Sewer Department has received various loan commitments for the construction of water and wastewater treatment facilities.	The Department has agreed to maintain rates, together with other pledged revenues, sufficient to provide "net revenues" equal to as least 1.15 times the annual loan payments after meeting the primary debt service requirements.	2.560% to 4.170%	\$47,487	\$9,309	\$56,796	\$312,956
\$2,891,049 Water and Sewer Department State Revolving Loan CS12037789L	10/29/2003	2024	Under the State Revolving Fund Program, the Water and Sewer Department has received various loan commitments for the construction of water and wastewater treatment facilities.	The Department has agreed to maintain rates, together with other pledged revenues, sufficient to provide "net revenues" equal to as least 1.15 times the annual loan payments after meeting the primary debt service requirements.	2.560% to 4.170%	\$93,071	\$18,245	\$111,316	\$613,378
\$188,265 Water and Sewer Department State Revolving Loan DW130200 (1)	8/7/2009	2029	Under the State Revolving Fund Program, the Water and Sewer Department has received various loan commitments for the construction of water and wastewater treatment facilities.	The Department has agreed to maintain rates, together with other pledged revenues, sufficient to provide "net revenues" equal to as least 1.15 times the annual loan payments after meeting the primary debt service requirements.	2.820%	\$9,091	\$3,901	\$12,991	\$131,481
\$136,644 Water and Sewer Department State Revolving Loan DW130201 (2)	10/1/2010	2030	Under the State Revolving Fund Program, the Water and Sewer Department has received various loan commitments for the construction of water and wastewater treatment facilities.	The Department has agreed to maintain rates, together with other pledged revenues, sufficient to provide "net revenues" equal to as least 1.15 times the annual loan payments after meeting the primary debt service requirements.	2.610%	\$4,649	\$1,906	\$6,555	\$69,533
\$126,000,000 Water and Sewer Department State Revolving Loan WW377900 (3)	3/13/2009	2034	Under the State Revolving Fund Program, the Water and Sewer Department has received various loan commitments for the construction of water and wastewater treatment facilities.	The Department has agreed to maintain rates, together with other pledged revenues, sufficient to provide "net revenues" equal to as least 1.15 times the annual loan payments after meeting the primary debt service requirements.	1.610% to 2.320%	\$5,883,184	\$2,072,841	\$7,956,025	\$106,641,994

**APPENDIX S: MIAMI-DADE COUNTY OUTSTANDING DEBT**  
as of Sept 23, 2019

Name of the Financing	Issue Date	Final Maturity Date	Purpose	Security	Interest Rate	FY 2019-20 Principal Payment	FY 2019-20 Interest Payment	FY 2019-20 Total Debt Service Payment	FYE 2019-20 Outstanding Balance
\$99,711,106 Water and Sewer Department WIFIA Loan N17129FL	3/22/2018	2058	Under the WIFIA Program, the Water and Sewer Department has received a loan commitment for the construction of projects related to the Ocean Outfall Discharge Reduction and Resiliency Enhancement Project.	The Department has agreed to maintain rates, together with other pledged revenues, sufficient to provide "net revenues" equal to as least 1.10 times the annual loan payments after meeting the primary debt service requirements.	2.890%	\$0	\$0	\$0	\$99,711,106

**APPENDIX T:  
OUTSTANDING LONG-TERM LIABILITIES  
as of September 30, 2017 and 2018**  
*(dollars in thousands)*

***As of September 30, 2018, the County had \$21.9 billion in long-term liabilities, which are summarized in the schedule below. Additional information regarding long-term debt can be obtained in Note 8.***

	Governmental activities		Business-type activities		Total Primary Government		Total %
	2017	2018	2017	2018	2017	2018	2017-2018
General obligation bonds	\$ 1,700,151	\$ 1,837,515	\$ 291,635	\$ 280,385	\$ 1,991,786	\$ 2,117,900	6.3%
Special obligation bonds	2,506,303	2,464,128	1,145,935	1,330,183	3,652,238	3,794,311	3.9%
Current year accretion of interest	28,923	61,335			28,923	61,335	112.1%
Revenue bonds			8,243,320	8,425,735	8,243,320	8,425,735	2.2%
Housing Agency loans payable	17,480	13,691			17,480	13,691	-21.7%
Loans and notes payable	52,726	47,561	456,046	430,301	508,772	477,862	-6.1%
Other - unamortized premiums, discounts	331,378	317,350	530,287	604,400	861,665	921,750	7.0%
Sub-total Bonds, Notes and Loans	4,636,961	4,741,580	10,667,223	11,071,004	15,304,184	15,812,584	3.3%
Estimated claims payable	409,310	495,824	45,178	50,329	454,488	546,153	20.2%
Compensated absences	457,294	474,095	220,088	219,013	677,382	693,108	2.3%
Commercial paper notes			472,328	510,430	472,328	510,430	8.1%
Net pension liability - FRS	1,882,928	1,957,943	507,319	487,897	2,390,247	2,445,840	2.3%
Net pension liability - HIS	543,010	553,213	163,157	152,734	706,167	705,947	0.0%
Net pension liability (assets)- Public Health							
Trust Retirement Plan			13,372	24,574	13,372	24,574	83.8%
Other postemployment benefits	346,778	328,034	190,392	214,130	537,170	542,164	0.9%
Liability under AA Arena Agreement	120,800	114,400			120,800	114,400	-5.3%
Environmental remediation			35,920	38,355	35,920	38,355	6.8%
Landfill closure/postclosure care costs			74,437	80,428	74,437	80,428	8.0%
Lease agreements	89,415	97,916	62,768	164,878	152,183	262,794	72.7%
Rent and contribution advances			339,352	13,228	339,352	13,228	-96.1%
Other liabilities	47,388	57,795	48,696	56,843	96,084	114,638	19.3%
<b>Totals</b>	<b>\$ 8,533,884</b>	<b>\$ 8,820,800</b>	<b>\$ 12,840,230</b>	<b>\$ 13,083,843</b>	<b>\$ 21,374,114</b>	<b>\$ 21,904,643</b>	<b>2.5%</b>

Miami-Dade County continues to meet its financial needs through prudent use of its revenues and effective debt financing programs. The County's financial strength and sound financial management practices are reflected in its general obligation bond (uninsured) investment ratings, which are among the highest levels attained by Florida counties. At September 30, 2018, the County had \$15.8 billion in bonds and loans payable outstanding. This is a net increase (new debt issued less principal reductions and bond refunding) of \$508.4 million or 3.3% from the previous year. During the year, the County issued approximately \$2.2 billion of debt, of which \$1.4 billion were refunding bonds. Additional information on the County's debt can be obtained in Note 8 - Appendix U.

## APPENDIX U: NOTE 8 - LONG-TERM DEBT

### LONG-TERM LIABILITY ACTIVITY

Changes in long-term liabilities for the year ended September 30, 2018 are as follows (amounts in thousands):

	Beginning			Ending	
	Balance September 30, 2017	Additions	Reductions	Balance September 30, 2018	Due Within One Year
<b>Governmental Activities</b>					
Bonds, loans and notes payable:					
General obligation bonds	\$ 1,700,151	\$ 183,009	\$ (45,645)	\$ 1,837,515	\$ 42,040
Special obligation bonds	2,506,303	105,648	(147,823)	2,464,128	56,774
Current year accretions of interest	28,923	32,412		61,335	
Housing Agency loans payable	17,480		(3,789)	13,691	3,889
Loans and notes payable	52,726		(5,165)	47,561	5,312
Bond premiums/discount	331,378	10,370	(24,398)	317,350	
Total bonds, loans and notes payable	<u>4,636,961</u>	<u>331,439</u>	<u>(226,820)</u>	<u>4,741,580</u>	<u>108,015</u>
Other liabilities:					
Estimated claims payable	409,310	636,987	(550,473)	495,824	84,255
Compensated absences	457,294	161,669	(144,868)	474,095	114,879
Net pension liability - FRS	1,882,928	75,015		1,957,943	
Net pension liability - Health Insurance Subsidy (HIS)	543,010	10,203		553,213	
Other postemployment benefits	346,778		(18,744)	328,034	
Liability under Arena Agreement	120,800		(6,400)	114,400	6,400
Lease Agreements	89,415	22,048	(13,547)	97,916	17,448
Other	47,388	12,738	(2,331)	57,795	5,004
Total governmental activity long-term liabilities	<u>\$ 8,533,884</u>	<u>\$ 1,250,099</u>	<u>\$ (963,183)</u>	<u>\$ 8,820,800</u>	<u>\$ 336,001</u>
<b>Business-type Activities</b>					
Bonds and loans payable:					
Revenue bonds	\$ 8,243,320	\$ 1,720,125	\$ (1,537,710)	\$ 8,425,735	\$ 256,523
General obligation bonds	291,635		(11,250)	280,385	11,760
Special obligation bonds	1,145,935	210,922	(26,674)	1,330,183	28,353
Loans payable	456,046	4,512	(30,257)	430,301	25,463
Bond premiums/discount	530,287	112,068	(37,955)	604,400	
Total bonds and loans payable	<u>10,667,223</u>	<u>2,047,627</u>	<u>(1,643,846)</u>	<u>11,071,004</u>	<u>322,099</u>
Other liabilities:					
Estimated claims payable	45,178	13,223	(8,072)	50,329	7,336
Compensated absences	220,088	33,400	(34,475)	219,013	119,646
Commercial paper notes	472,328	929,417	(891,315)	510,430	
Net pension liability - FRS	507,319	102,681	(122,103)	487,897	
Net pension liability - Health Insurance Subsidy (HIS)	163,157	25,347	(35,770)	152,734	
Net pension liability - Public Health Trust Ret. Plan	13,372	57,267	(46,065)	24,574	
Other postemployment benefits	190,392	54,336	(30,598)	214,130	5,348
Environmental remediation liability	35,920	3,545	(1,110)	38,355	4,175
Liability for landfill closure/post closure care costs	74,437	5,991		80,428	1,164
Capital lease liability	62,768	105,577	(3,467)	164,878	11,204
Rent and contribution advances	339,352	7,992	(334,116)	13,228	7,992
Other	48,696	9,689	(1,542)	56,843	36,215
Total business-type activities long-term liabilities	<u>\$ 12,840,230</u>	<u>\$ 3,396,092</u>	<u>\$ (3,152,479)</u>	<u>\$ 13,083,843</u>	<u>\$ 515,179</u>

## APPENDIX V: MIAMI-DADE COUNTY'S STRATEGIC PLAN OBJECTIVES

Miami-Dade County organizes its strategic plan into seven strategic areas: Public Safety (PS), Transportation and Mobility (TM), Recreation and Culture (RC), Neighborhood and Infrastructure (NI), Health and Society (HS), Economic Development (ED), and General Government (GG). Each strategic area consists of several wide-ranging goals, which are shown on the strategic area divider pages in these volumes. In addition, these goals contain several more specific objectives listed here. In all, the strategic plan includes nearly 67 objectives. For ease of reference, each objective is labeled with specific code (e.g. PS2-1, TM3-2, and ED5-1).

These objectives play an important role in our Results-Oriented Governing approach by providing the linkage between departmental objectives and the goals of the strategic plan. Department narratives contain performance tables that include the reference code of the strategic plan objective the department is seeking to support. This provides strategic context to the efforts of the department and ensures that County activities support achievement of strategic plan goals. The list below contains all objectives in the strategic plan, organized by strategic area.

### **Strategic Area: Public Safety (PS)**

- PS1-1: Reduce crimes throughout Miami-Dade County (Juvenile Services; Police)
- PS1-2: Solve crimes quickly, accurately, and in a fair manner (Medical Examiner; Police)
- PS1-3: Support successful re-entry into the community (Corrections and Rehabilitation; Economic Advocacy Trust; Juvenile Services)
- PS1-4: Provide safe and secure detention (Corrections and Rehabilitation; Juvenile Services)
- PS2-1: Reduce response time (Fire Rescue; Medical Examiner; Police; Transportation and Public Works)
- PS2-2: Improve effectiveness of outreach and response (Fire Rescue; Police)
- PS3-1: Increase countywide preparedness (Animal Services; Fire Rescue; Police; Solid Waste; Transportation and Public Works)
- PS3-2: Ensure recovery after community and countywide shocks and stresses (Fire Rescue; Solid Waste; Transportation and Public Works)
- PS3-3: Protect key infrastructure and enhance security in large gathering places (Fire Rescue; Police)

### **Strategic Area: Transportation and Mobility (TM)**

- TM1-1: Promote efficient traffic flow on Miami-Dade County roadways (Citizen's Independent Transportation Trust; Transportation and Public Works)
- TM1-2: Expand and improve bikeway, greenway and sidewalk system (Parks, Recreation and Open Spaces; Transportation and Public Works)
- TM1-3: Provide reliable, accessible and affordable transit service (Transportation and Public Works)

## **APPENDIX V: MIAMI-DADE COUNTY'S STRATEGIC PLAN OBJECTIVES**

- TM1-4: Expand public transportation (Citizen's Independent Transportation Trust; Transportation and Public Works)
- TM1-5: Facilitate connectivity between transportation systems and providers (Aviation; Seaport; Transportation and Public Works)
- TM2-1: Promote traffic and roadway safety (Police; Transportation and Public Works)
- TM2-2: Improve safety for pedestrians and bicyclists (Police; Transportation and Public Works)
- TM2-3: Ensure the safe operation of public transit (Transportation and Public Works)
- TM3-1: Harden and maintain roadway infrastructure (Parks, Recreation and Open Spaces; Transportation and Public Works)
- TM3-2: Provide well-maintained, attractive and modern transportation facilities and vehicles (Aviation; Seaport; Transportation and Public Works)
- TM3-3: Promote clean, attractive roads and rights-of-way (Parks, Recreation and Open Spaces; Transportation and Public Works)

### **Strategic Area: Recreation and Culture (RC)**

- RC1-1: Ensure parks, libraries, cultural facilities, programs and services are accessible to growing numbers of residents and visitors (Cultural Affairs; Libraries; Parks, Recreation and Open Spaces)
- RC1-2: Ensure parks, libraries, cultural venues are compelling destinations that are expertly programmed and operated, attractively designed, and safe (Cultural Affairs; Libraries; Parks, Recreation and Open Spaces)
- RC2-1: Provide inspiring, diverse and affordable programs and services that create a vibrant space to live and visit (Cultural Affairs; Libraries; Parks, Recreation and Open Spaces)
- RC2-2: Strengthen, conserve and grow cultural, park, natural, and library resources and collections (Cultural Affairs; Libraries; Parks, Recreation and Open Spaces)

### **Strategic Area: Neighborhood and Infrastructure (NI)**

- NI1-1: Promote livable and beautiful neighborhoods (Regulatory and Economic Resources; Solid Waste Management; Transportation and Public Works)
- NI1-2: Ensure buildings are sustainable, safe, and resilient (Regulatory and Economic Resources)
- NI1-3: Promote the efficient and best use of land (Regulatory and Economic Resources)
- NI1-4: Protect the community from public nuisances and incidents that threaten public health (Regulatory and Economic Resources; Solid Waste Management; Animal Services)
- NI1-5: Ensure animal health and welfare (Animal Services)

## **APPENDIX V: MIAMI-DADE COUNTY'S STRATEGIC PLAN OBJECTIVES**

- NI2-1: Provide adequate drinking water supply and wastewater disposal services (Water and Sewer)
- NI2-2: Provide well maintained drainage to minimize flooding (Regulatory and Economic Resources; Transportation and Public Works)
- NI2-3: Provide adequate and sustainable solid waste collection and disposal capacity (Solid Waste Management)
- NI3-1: Maintain air quality (Regulatory and Economic Resources)
- NI3-2: Protect and maintain surface and drinking water sources (Regulatory and Economic Resources)
- NI3-3: Protect, maintain, and restore waterways, coastline, and beaches (Parks, Recreation and Open Spaces; Regulatory and Economic Resources)
- NI3-4: Preserve and enhance natural areas and green spaces (Parks, Recreation and Open Spaces; Regulatory and Economic Resources)

### **Strategic Area: Health and Society (HS)**

- HS1-1: Reduce homelessness throughout Miami-Dade County (Community Action and Human Services; Homeless Trust)
- HS1-2: Assist residents at risk of being hungry (Community Action and Human Services)
- HS1-3: Promote the independence and wellbeing of the elderly (Community Action and Human Services; Parks, Recreation and Open Spaces)
- HS1-4: Improve access to abuse prevention, intervention and support services (Community Action and Human Services; Corrections and Rehabilitation; Juvenile Services; Police)
- HS2-1: Provide the necessary support services for vulnerable residents and special populations (Community Action and Human Services; Homeless Trust; Juvenile Services, Management and Budget; Public Housing and Community Development)
- HS2-2: Ensure that all children are school ready (Community Action and Human Services)
- HS2-3: Create, maintain and preserve affordable housing (Public Housing and Community Development)
- HS2-4: Foster healthy living and access to vital health services (Community Action and Human Services; Management and Budget; Parks, Recreation and Open Spaces)

### **Strategic Area: Economic Development (ED)**

- ED1-1: Promote and support a diverse mix of industries vital to a growing economy (Economic Advocacy Trust; Regulatory and Economic Resources)
- ED1-2: Create and maintain an environment friendly to businesses, large and small (Regulatory and Economic Resources)

## **APPENDIX V: MIAMI-DADE COUNTY'S STRATEGIC PLAN OBJECTIVES**

- ED1-3: Expand job training opportunities aligned with the needs of the local economy (Community Action and Human Services; Economic Advocacy Trust; Regulatory and Economic Resources)
- ED1-4: Continue to leverage Miami-Dade County's strengths in tourism and international commerce (Aviation; Parks, Recreation and Open Spaces; Seaport; Transportation and Public Works)
- ED1-5: Provide world-class airport and seaport facilities (Aviation; Seaport)
- ED2-1: Encourage creation of new small businesses (Internal Services; Regulatory and Economic Resources)
- ED2-2: Expand opportunities for small business to compete for Miami-Dade County contracts (Internal Services; Regulatory and Economic Resources)
- ED3-1: Foster stable homeownership throughout Miami-Dade County (Community Action and Human Services; Economic Advocacy Trust; Public Housing and Community Development)
- ED3-2: Promote development in distressed communities to ensure long-term vitality (Management and Budget; Public Housing and Community Development)

### **Strategic Area: General Government (GG)**

- GG1-1: Provide easy access to information and services (Communications; all departments)
- GG1-2: Support a customer-focused organization (Communications; Internal Services; all departments)
- GG1-3: Ensure fair, convenient and accurate Election services (Elections)
- GG2-1: Attract and hire new talent (Human Resources; all departments)
- GG2-2: Promote employee development and leadership (Human Resources; all departments)
- GG2-3: Ensure an inclusive and diverse workforce (Human Resources; all departments)
- GG3-1: Deploy effective and reliable technology solutions that support Miami-Dade County services (Information Technology)
- GG3-2: Ensure security of systems and data (Information Technology)
- GG3-3: Acquire "best value" goods and services in a timely manner (Internal Services)
- GG3-4: Effectively utilize and maintain facilities and assets (Internal Services)
- GG4-1: Provide sound financial and risk management (Audit and Management; Finance; Internal Services; Management and Budget)
- GG4-2: Effectively allocate and utilize resources to meet current and future operating and capital needs (Management and Budget; all departments)

## **APPENDIX V: MIAMI-DADE COUNTY'S STRATEGIC PLAN OBJECTIVES**

- GG4-3: Reduce County government's greenhouse gas emissions and resource consumption (Regulatory and Economic Resources; all departments)
- GG4-4: Lead community sustainability efforts (Regulatory and Economic Resources)



Appendix W: Active Goods Services Contracts

As of July 2019

Contract Amount	Description	Effective Date	Expiration Date	Contract Amount
IB782-5/13-5	TIME EQUIPMENT MAINT & REPAIR-PREQUAL	8/1/2013	7/31/2019	\$ 213,650.00
Department(s):	CLERK OF COURTS; COMMUNITY ACTION AND HUMAN SERVICES; INTERNAL SERVICES DEPARTMENT; INTERNAL SERVICES DEPARTMENT; INTERNAL SERVICES DEPARTMENT; INTERNAL SERVICES DEPARTMENT; INTERNAL SERVICES DEPARTMENT; INSPECTOR GENERAL; JUVENILE SERVICES; MEDICAL EXAMINER; TRANSPORTATION AND PUBLIC WORKS; POLICE; REGULATORY AND ECONOMIC RESOURCES; PARKS, RECREATION AND OPEN SPACES; TRANSPORTATION AND PUBLIC WORKS; SEAPORT; SOLID WASTE; VIZCAYA MUSEUM AND GARDENS; WATER AND SEWER; PUBLIC HOUSING AND COMMUNITY DEVELOPMENT			
8913-3/14-3	CCTV PIPELINE INSPECT EQUIP/PREQUAL	8/1/2013	7/31/2019	\$ 3,024,250.00
Department(s):	TRANSPORTATION AND PUBLIC WORKS; WATER AND SEWER			
558667-1/18-1	INFOR EAM SOFTWARE, SUPPORT, SERVICES	6/24/2013	12/31/2023	\$ 8,842,500.00
Department(s):	INFORMATION TECHNOLOGY; WATER AND SEWER			
BW8970-4/14-4	ARTISTS AND EXHIBITIONS FOR THE MDPLS	8/26/2013	11/25/2019	\$ 1,574,000.00
Department(s):	AVIATION; LIBRARY			
RFQ655-2(2)	FIRE RESCUE APPARATUS POOL	7/1/2013	6/30/2019	\$ 57,528,000.00
Department(s):	FIRE AND RESCUE			
5840-0/23	POLYMERIC FLOCCULANTS -PRE-QUALIFICATION	10/1/2013	9/30/2023	\$ 13,680,000.00
Department(s):	WATER AND SEWER			
9764-0/23	ATHLETIC TYPE SHOES - PREQUAL	10/1/2013	9/30/2023	\$ 780,000.00
Department(s):	AVIATION; FIRE AND RESCUE; REGULATORY AND ECONOMIC RESOURCES			
9064-2/15-2	DRAFTING,ENGINEERING,ART SUPPLIES-PREQUA	1/1/2014	12/31/2020	\$ 2,384,057.00
Department(s):	AVIATION; COMMUNICATIONS; COMMUNICATIONS; INTERNAL SERVICES DEPARTMENT; LIBRARY; MEDICAL EXAMINER; TRANSPORTATION AND PUBLIC WORKS; POLICE; REGULATORY AND ECONOMIC RESOURCES; PARKS, RECREATION AND OPEN SPACES; TRANSPORTATION AND PUBLIC WORKS; SEAPORT; SOLID WASTE; WATER AND SEWER			
8858-0/21	MICROSOFT DESKTOP APP TRAINING PRE-QUAL	1/1/2014	12/31/2020	\$ 400,000.00
Department(s):	HUMAN RESOURCES			
9711-0/23	PIPE & FITTINGS FOR WATER & WASTEWATER	1/1/2014	12/31/2023	\$ 47,500,000.00
Department(s):	WATER AND SEWER			
RFP215-1	COMPUTER AIDED MASS APPRAISAL SYSTEM	11/1/2013	10/31/2021	\$ 5,624,228.00
Department(s):	PROPERTY APPRAISAL			
9160-0/18	PAPER BASED DISPOSABLE TRAYS	2/1/2014	7/30/2019	\$ 4,461,000.00
Department(s):	CORRECTIONS AND REHABILITATION			
RFP808	CAD/AVL	11/20/2013	11/30/2025	\$ 17,680,232.00
Department(s):	TRANSPORTATION AND PUBLIC WORKS			
5966-0/23	WORK GLOVES - PRE-QUALIFICATION	12/1/2013	11/30/2023	\$ 8,340,300.00
Department(s):	ANIMAL SERVICES; COMMUNITY ACTION AND HUMAN SERVICES; CORRECTIONS AND REHABILITATION; FIRE AND RESCUE; INTERNAL SERVICES DEPARTMENT; JUVENILE SERVICES; MEDICAL EXAMINER; TRANSPORTATION AND PUBLIC WORKS; POLICE; REGULATORY AND ECONOMIC RESOURCES; PARKS, RECREATION AND OPEN SPACES; TRANSPORTATION AND PUBLIC WORKS; SEAPORT; SOLID WASTE; WATER AND SEWER; AVIATION; PUBLIC HOUSING AND COMMUNITY DEVELOPMENT			
8082-0/19	LIQUID CARBON DIOXIDE	1/1/2014	6/30/2019	\$ 7,385,700.00
Department(s):	WATER AND SEWER			
9122-4/15-4	VETERINARY SERVICES (PRE-QUALIFICATION)	1/1/2014	6/30/2021	\$ 2,551,200.00
Department(s):	ANIMAL SERVICES			
8793-1/18-1	CAST IRON METER AND VALVE BOXES & COVERS	1/1/2014	6/30/2019	\$ 2,391,414.00
Department(s):	WATER AND SEWER			
7313-0/18	VIDEO AND MISC. SERV.FOR LEACHATE PIPES	1/10/2014	6/30/2019	\$ 2,438,000.00
Department(s):	TRANSPORTATION AND PUBLIC WORKS; SOLID WASTE; WATER AND SEWER			
RFP798	BRICKELL METRONOMOVER PROPERTY DEVELOPMENT	4/20/2012	3/31/2111	\$ 1.00
Department(s):	TRANSPORTATION AND PUBLIC WORKS			
BW6636-0/18	DNA TESTING EQUIP,SUPP,MAINT & TRAINING	2/15/2014	8/31/2019	\$ 2,200,000.00
Department(s):	POLICE			
8757-1/18-1	ELECTRICAL & ELECTRONICS TOOLS,PARTS-PRE	4/1/2014	6/7/2019	\$ 60,000,000.00
Department(s):	AVIATION; COMMUNITY ACTION AND HUMAN SERVICES; FIRE AND RESCUE; PUBLIC HOUSING AND COMMUNITY DEVELOPMENT; CORRECTIONS AND REHABILITATION; COMMUNICATIONS; CULTURAL AFFAIRS; INFORMATION TECHNOLOGY; FIRE AND RESCUE; COMMUNICATIONS; INTERNAL SERVICES DEPARTMENT; INTERNAL SERVICES DEPARTMENT; INTERNAL SERVICES DEPARTMENT; LIBRARY; TRANSPORTATION AND PUBLIC WORKS; POLICE; REGULATORY AND ECONOMIC RESOURCES; PARKS, RECREATION AND OPEN SPACES; TRANSPORTATION AND PUBLIC WORKS; SEAPORT; SOLID WASTE; VIZCAYA MUSEUM AND GARDENS; WATER AND SEWER			
6050-1/24	ROLL-UP DOORS INSPECT,REPAIR ECT. -PREQUA	3/1/2014	7/31/2019	\$ 3,443,401.59
Department(s):	AVIATION; INTERNAL SERVICES DEPARTMENT; TRANSPORTATION AND PUBLIC WORKS; REGULATORY AND ECONOMIC RESOURCES; PARKS, RECREATION AND OPEN SPACES; SEAPORT; WATER AND SEWER; PUBLIC HOUSING AND COMMUNITY DEVELOPMENT			
9285-0/18	BRIDGE CRANE & HOIST PREVENTIVE MAINT	3/1/2014	7/31/2019	\$ 3,416,400.00
Department(s):	AVIATION; FIRE AND RESCUE; INTERNAL SERVICES DEPARTMENT; INTERNAL SERVICES DEPARTMENT; TRANSPORTATION AND PUBLIC WORKS; TRANSPORTATION AND PUBLIC WORKS; WATER AND SEWER			
7031-0/18	AERIAL SPRAYING SERVICES	3/1/2014	6/30/2019	\$ 3,085,000.00
Department(s):	TRANSPORTATION AND PUBLIC WORKS; SOLID WASTE			
9301-0/20	MULTIFUNCTIONAL DEVICE PURCH/MAINT-PREQ	8/1/2011	7/31/2021	\$ 34,000,000.00
Department(s):	TRANSPORTATION AND PUBLIC WORKS; REGULATORY AND ECONOMIC RESOURCES			
6050-1/24	ROLL-UP DOORS INSPECT,REPAIR ECT. -PREQUA	3/1/2014	7/31/2019	\$ 3,443,401.59
Department(s):	CORRECTIONS AND REHABILITATION; FIRE AND RESCUE; POLICE			
9793-0/19	SECURITY GATES SERVICES	3/1/2014	7/31/2019	\$ 755,083.33
Department(s):	PUBLIC HOUSING AND COMMUNITY DEVELOPMENT			
8441-0/19	MEDICAL SUPPLIES & RELATED ITEMS	3/1/2014	8/31/2019	\$ 18,307,000.00
Department(s):	PUBLIC HOUSING AND COMMUNITY DEVELOPMENT			
6694-0/18	SERVICES TO FIRE ALARM SYSTEMS	4/1/2014	6/30/2019	\$ 4,505,115.00
Department(s):	ANIMAL SERVICES; CORRECTIONS AND REHABILITATION; CULTURAL AFFAIRS; INTERNAL SERVICES DEPARTMENT; INTERNAL SERVICES DEPARTMENT; LIBRARY; TRANSPORTATION AND PUBLIC WORKS; PARKS, RECREATION AND OPEN SPACES; TRANSPORTATION AND PUBLIC WORKS; SEAPORT; SOLID WASTE; VIZCAYA MUSEUM AND GARDENS; WATER AND SEWER			
8441-0/19	MEDICAL SUPPLIES & RELATED ITEMS	3/1/2014	8/31/2019	\$ 18,307,000.00
Department(s):	AVIATION; COMMUNITY ACTION AND HUMAN SERVICES; FIRE AND RESCUE; TRANSPORTATION AND PUBLIC WORKS; POLICE; SEAPORT; MEDICAL EXAMINER; PARKS, RECREATION AND OPEN SPACES; VIZCAYA MUSEUM AND GARDENS			
6694-0/18	SERVICES TO FIRE ALARM SYSTEMS	4/1/2014	6/30/2019	\$ 4,505,115.00
Department(s):	COMMUNITY ACTION AND HUMAN SERVICES; PUBLIC HOUSING AND COMMUNITY DEVELOPMENT; AVIATION; COMMUNITY ACTION AND HUMAN SERVICES; FIRE AND RESCUE; POLICE			
8443-0/19	LAUNDRY SERVICES	5/1/2014	4/30/2020	\$ 1,961,000.00
Department(s):	CORRECTIONS AND REHABILITATION; JUVENILE SERVICES			
RFP865	PAY-ON-FOOT PARKING MANAGEMENT SOLUTION	3/4/2014	12/31/2020	\$ 1,101,260.00
Department(s):	INTERNAL SERVICES DEPARTMENT			
IQ9800-0/20	GOLFBALL RETRIEVAL SERVICES	4/1/2014	3/31/2020	\$ 1.00
Department(s):	PARKS, RECREATION AND OPEN SPACES			
9780-0/18	TEMP DEBRIS STAGING & REDUCT SITE-PREQUA	4/1/2014	8/31/2019	\$ 82,070,625.00
Department(s):	SOLID WASTE			
RFP836	WEST LOT RESTAURANT	4/1/2014	3/31/2024	\$ 1.00
Department(s):	INTERNAL SERVICES DEPARTMENT			
9786-0/19	SYSTEM FURNITURE SERVICES	4/1/2014	6/30/2019	\$ 2,864,000.00
Department(s):	AVIATION; INTERNAL SERVICES DEPARTMENT; SEAPORT			
9671-0/18	CLEARVIEW MATTRESSES, PILLOWS & REFURBIS	4/1/2014	6/30/2019	\$ 994,050.00
Department(s):	CORRECTIONS AND REHABILITATION			
RFP868	HONHESTEAD MINI SOCCER COMPLEX	4/9/2014	4/30/2024	\$ 1.00
Department(s):	PARKS, RECREATION AND OPEN SPACES			
Fb-0001	COMMERCIAL RECORDS MANAGEMENT SERVICES	7/1/2014	9/30/2019	\$ 914,020.00
Department(s):	AVIATION; INFORMATION TECHNOLOGY; PUBLIC HOUSING AND COMMUNITY DEVELOPMENT; HUMAN RESOURCES; INTERNAL SERVICES DEPARTMENT; INTERNAL SERVICES DEPARTMENT; MEDICAL EXAMINER; PROPERTY APPRAISAL; POLICE; REGULATORY AND ECONOMIC RESOURCES; SEAPORT			
9787-0/20	UNIFORM RENTAL SERVICES	4/21/2014	4/30/2020	\$ 4,274,000.00
Department(s):	ANIMAL SERVICES; AVIATION; FIRE AND RESCUE; TRANSPORTATION AND PUBLIC WORKS; WATER AND SEWER			
7122-1/23	HAULING & DISPOSAL OF CLASS B BIOSOLIDS	5/1/2014	7/31/2019	\$ 65,042,000.00
Department(s):	WATER AND SEWER			
RTQ-00005	FASTENERS - REQUEST TO QUALIFY	7/1/2014	6/30/2022	\$ 2,008,200.00
Department(s):	ANIMAL SERVICES; AVIATION; CORRECTIONS AND REHABILITATION; CULTURAL AFFAIRS; FIRE AND RESCUE; INTERNAL SERVICES DEPARTMENT; TRANSPORTATION AND PUBLIC WORKS; PARKS, RECREATION AND OPEN SPACES; TRANSPORTATION AND PUBLIC WORKS; SEAPORT; SOLID WASTE; VIZCAYA MUSEUM AND GARDENS; WATER AND SEWER			
Fb-00017	EMBROIDERED PATCHES	5/6/2014	7/30/2019	\$ 293,000.00
Department(s):	CORRECTIONS AND REHABILITATION; INSPECTOR GENERAL; POLICE; PARKS, RECREATION AND OPEN SPACES; SEAPORT			
0398-0/19	LIQUID CHLORINE	6/1/2014	8/31/2019	\$ 14,291,000.00
Department(s):	WATER AND SEWER			
8446-5/17-1	CONSTRUCTION EQUIPMENT RENTAL	4/1/2013	3/31/2023	\$ 44,819,000.00
Department(s):	PARKS, RECREATION AND OPEN SPACES; PARKS, RECREATION AND OPEN SPACES			
7855-4/15-4	SPECIAL PURPOSE TRUCKS-PREQUALIFICATION	7/1/2014	6/30/2020	\$ 36,901,000.00
Department(s):	INTERNAL SERVICES DEPARTMENT; LIBRARY; TRANSPORTATION AND PUBLIC WORKS; SOLID WASTE			
9013-1/19-1	OFFICE TRAILERS - PREQUALIFICATION	7/1/2014	6/30/2019	\$ 5,499,982.00
Department(s):	COMMUNITY ACTION AND HUMAN SERVICES; FIRE AND RESCUE; INTERNAL SERVICES DEPARTMENT; PARKS, RECREATION AND OPEN SPACES; SOLID WASTE; WATER AND SEWER			
9797-1/24	PET SUPPLIES - PREQUALIFICATION	6/13/2014	6/12/2019	\$ 1,979,000.00
Department(s):	ANIMAL SERVICES; CORRECTIONS AND REHABILITATION; POLICE; PARKS, RECREATION AND OPEN SPACES; AVIATION; FIRE AND RESCUE			
RFP852	INFORMATION TECHNOLOGY HARDWARE	6/16/2014	6/15/2019	\$ 13,000,000.00
Department(s):	INFORMATION TECHNOLOGY			
18769-0/18	ADVANCED AIR TASERS	6/13/2014	6/30/2019	\$ 5,474,000.00
Department(s):	CORRECTIONS AND REHABILITATION; POLICE			
6583-1/19-1	WATER SERVICE LINE PIPE, FITTINGS PREQUA	7/1/2014	6/30/2019	\$ 7,647,000.00
Department(s):	SEAPORT; WATER AND SEWER			
Fb-00028	WARRANTY CLAIM SERVICE FOR VEHICLES	8/1/2014	7/31/2019	\$ 100,000.00
Department(s):	INTERNAL SERVICES DEPARTMENT			
S-0001-09(JSW)-1	PURCHASING CARD SERVICES	8/17/2014	8/16/2019	\$ 1.00
Department(s):	FINANCE			
RTQ-00038	CISCO HARD-SOFTWARE/MAINT & SRVC-PREQUAL	7/1/2014	6/30/2019	\$ 995,000.00
Department(s):	LIBRARY			
8239-0/24	LOT CLEARING SERVICES - PREQUAL	6/16/2014	6/30/2024	\$ 3,672,936.99
Department(s):	INTERNAL SERVICES DEPARTMENT; REGULATORY AND ECONOMIC RESOURCES; PARKS, RECREATION AND OPEN SPACES			

Appendix W: Active Goods Services Contracts

As of July 2019

Contract Amount	Description	Effective Date	Expiration Date	Contract Amount
RFP899	IP ALERTING SYSTEM	6/26/2014	12/25/2020	\$ 3,965,162.00
Department(s):	FIRE AND RESCUE			
8239-0/24	LOT CLEARING SERVICES - PREQUAL	6/16/2014	6/30/2024	\$ 3,672,936.99
Department(s):	PUBLIC HOUSING AND COMMUNITY DEVELOPMENT			
4879-1/19-1	PRINTING MULTI PART SNAP-OUT FORMS	8/1/2014	7/31/2019	\$ 2,256,000.00
Department(s):	CLERK OF COURTS; CORRECTIONS AND REHABILITATION; FINANCE; INTERNAL SERVICES DEPARTMENT; TRANSPORTATION AND PUBLIC WORKS; POLICE; PARKS, RECREATION AND OPEN SPACES; SEAPORT; WATER AND SEWER			
RFQ-00037	CONTINUING EDU FOR AUDITING PROFESSIONAL	7/1/2014	6/30/2019	\$ 250,000.00
Department(s):	CLERK OF COURTS			
FB-00087	SPEED MEASURING DEVICES	8/1/2014	7/31/2019	\$ 76,175.00
Department(s):	AVIATION; POLICE			
BW9562-1/24	JANITORIAL SERVICES	8/1/2014	7/31/2019	\$ 24,399,000.00
Department(s):	INTERNAL SERVICES DEPARTMENT; POLICE			
2979-0/14-1	MOVING OF OFFICE FURNITURE-PREQUAL	8/1/2014	7/31/2019	\$ 981,750.54
Department(s):	ANIMAL SERVICES; REGULATORY AND ECONOMIC RESOURCES; CLERK OF COURTS; INTERNAL SERVICES DEPARTMENT; MIAMI-DADE ECONOMIC ADVOCACY TRUST; TRANSPORTATION AND PUBLIC WORKS; ADMINISTRATIVE OFFICE OF THE COURTS; REGULATORY AND ECONOMIC RESOURCES; SOUTH FLORIDA WORKFORCE; WATER AND SEWER; COMMUNITY ACTION AND HUMAN SERVICES; FIRE AND RESCUE; PUBLIC HOUSING AND COMMUNITY DEVELOPMENT; POLICE			
RFP873	EMPLOYEE WELLNESS CTR MGMT SERVICES	7/11/2014	7/31/2019	\$ 1,075,000.00
Department(s):	INTERNAL SERVICES DEPARTMENT; INTERNAL SERVICES DEPARTMENT			
FB-00014	DISHWASHING COMPOUNDS AND RELATED ITEMS	8/1/2014	7/31/2019	\$ 225,000.00
Department(s):	CORRECTIONS AND REHABILITATION			
FB-00055	INSPECTION, REPAIR & INST GAS SYSTEMS	8/1/2014	7/31/2019	\$ 872,000.00
Department(s):	PUBLIC HOUSING AND COMMUNITY DEVELOPMENT			
FB-00059	INCONTINENCE SUPPLIES & RELATED ITEMS	12/1/2014	11/30/2019	\$ 442,800.00
Department(s):	COMMUNITY ACTION AND HUMAN SERVICES; PUBLIC HOUSING AND COMMUNITY DEVELOPMENT			
9084-0/19	TRAINED CANINES - PREQUALIFICATION	10/1/2009	9/30/2019	\$ 1,099,000.00
Department(s):	AVIATION			
9791-1/24	FIXED BUS ROUTES FOR MIAMI-DADE TRANSIT	8/1/2014	7/31/2019	\$ 10,954,000.00
Department(s):	TRANSPORTATION AND PUBLIC WORKS			
BW9809-0/24	EBOY ART PROJECT	8/1/2014	1/1/2025	\$ 1.00
Department(s):	AVIATION			
558298-4/14-4	SAS DATA ANALYSIS SOFTWARE MAINT	9/1/2013	8/31/2019	\$ 540,000.00
Department(s):	INFORMATION TECHNOLOGY			
FB-00058	BACKBOARD & MISC MEDICAL EQUIP DECON	9/1/2014	8/31/2019	\$ 288,000.00
Department(s):	FIRE AND RESCUE			
RFP867	OPERATION OF WASTE WATER TREATMENT PLANT	9/1/2014	8/31/2019	\$ 4,950,000.00
Department(s):	TRANSPORTATION AND PUBLIC WORKS; SOLID WASTE			
FB-00062	BATHTUB REFINISHING (RESURFACING)	8/1/2014	7/31/2019	\$ 250,000.00
Department(s):	PUBLIC HOUSING AND COMMUNITY DEVELOPMENT			
9408-1/14-1	LANDSCAPING & GARDENING MATERIALS-PREQUAL	1/1/2013	12/31/2019	\$ 2,329,000.00
Department(s):	PARKS, RECREATION AND OPEN SPACES			
PA-8809-0/19	VEHICLE RENTALS SERVICES	8/25/2014	8/24/2019	\$ 250,000.00
Department(s):	PROPERTY APPRAISAL			
8929-1/19-1	BAKERY PRODUCTS	9/1/2014	8/31/2019	\$ 5,250,618.00
Department(s):	CORRECTIONS AND REHABILITATION; COMMUNITY ACTION AND HUMAN SERVICES; COMMUNITY ACTION AND HUMAN SERVICES			
9020-1/19-1	FERTILIZERS (PRE-QUALIFICATION)	11/1/2014	10/31/2019	\$ 4,016,000.00
Department(s):	AVIATION; PARKS, RECREATION AND OPEN SPACES; VIZCAYA MUSEUM AND GARDENS			
RTQ-00100	RENTAL OF HOLIDAY DECORATIONS - PREQUAL	9/3/2014	9/30/2022	\$ 626,591.00
Department(s):	AVIATION			
FB-00043	SCRAP METAL RECYCLING SERVICES	10/1/2014	9/30/2019	\$ 1.00
Department(s):	AVIATION; FIRE AND RESCUE; INTERNAL SERVICES DEPARTMENT; TRANSPORTATION AND PUBLIC WORKS; PARKS, RECREATION AND OPEN SPACES; SEAPORT; SOLID WASTE; VIZCAYA MUSEUM AND GARDENS			
L7217-1/24	VEGASOFT MAINTENANCE AND SUPPORT	11/1/2014	10/31/2019	\$ 213,000.00
Department(s):	INFORMATION TECHNOLOGY			
IB7282-5/13-5	TIME EQUIPMENT MAINT & REPAIR-PREQUAL	8/1/2013	7/31/2019	\$ 213,650.00
Department(s):	COMMUNITY ACTION AND HUMAN SERVICES; PUBLIC HOUSING AND COMMUNITY DEVELOPMENT			
RTQ-00073	ROOM AIR CONDITIONERS - RTQ	9/19/2014	9/30/2022	\$ 2,317,000.00
Department(s):	FIRE AND RESCUE; PUBLIC HOUSING AND COMMUNITY DEVELOPMENT; CORRECTIONS AND REHABILITATION; FIRE AND RESCUE; INTERNAL SERVICES DEPARTMENT; TRANSPORTATION AND PUBLIC WORKS; REGULATORY AND ECONOMIC RESOURCES; PARKS, RECREATION AND OPEN SPACES; VIZCAYA MUSEUM AND GARDENS; WATER AND SEWER			
FB-00048	CONTINUOUS FRICTION MEASURING EQUIPMENT	10/1/2014	9/30/2019	\$ 295,621.00
Department(s):	AVIATION			
FB-00035	CRYOGENIC OXYGEN PLANT MAINTENANCE	10/1/2014	9/30/2019	\$ 3,135,000.00
Department(s):	WATER AND SEWER			
FB-00003	WORK UNIFORMS	1/1/2015	12/31/2019	\$ 5,209,000.00
Department(s):	ANIMAL SERVICES; CLERK OF COURTS; CORRECTIONS AND REHABILITATION; COMMUNICATIONS; CULTURAL AFFAIRS; INFORMATION TECHNOLOGY; FIRE AND RESCUE; COMMUNICATIONS; INTERNAL SERVICES DEPARTMENT; INTERNAL SERVICES DEPARTMENT; INTERNAL SERVICES DEPARTMENT; MEDICAL EXAMINER; TRANSPORTATION AND PUBLIC WORKS; POLICE; REGULATORY AND ECONOMIC RESOURCES; PARKS, RECREATION AND OPEN SPACES; TRANSPORTATION AND PUBLIC WORKS; SEAPORT; SOLID WASTE; VIZCAYA MUSEUM AND GARDENS; WATER AND SEWER; AVIATION			
FB-00091	CARBONLESS FANAPART FORMS	11/1/2014	10/31/2019	\$ 515,000.00
Department(s):	CLERK OF COURTS; REGULATORY AND ECONOMIC RESOURCES; TRANSPORTATION AND PUBLIC WORKS			
18763-2/21	COSENT SOFTWARE MAINT & SUPPORTSERVICES	11/1/2014	10/31/2019	\$ 159,463.00
Department(s):	HUMAN RESOURCES			
FB-00075	AQUEOUS AMMONIA	12/1/2014	11/30/2019	\$ 999,000.00
Department(s):	WATER AND SEWER			
BW9808-0/22	SECURITY GUARD SERVICES FOR MDT	9/8/2014	9/30/2022	\$ 107,512,926.00
Department(s):	TRANSPORTATION AND PUBLIC WORKS			
RTQ-00030	LIQUID CAUSTIC SODA-PRE-QUAL	10/1/2014	9/30/2024	\$ 25,500,000.00
Department(s):	WATER AND SEWER			
FB-00083	BULK INDUSTRIAL CRUDE SOLAR SALT	10/6/2014	10/31/2019	\$ 4,275,000.00
Department(s):	WATER AND SEWER			
RTQ-00114	SUPPORT FOR URGENT NEEDS PROGRAM -PREQUAL	10/8/2014	10/31/2022	\$ 590,000.00
Department(s):	ANIMAL SERVICES			
RTQ-00004	UPS SYSTEMS MAINTENANCE & REPAIR - RTQ	11/1/2014	10/31/2019	\$ 8,329,500.00
Department(s):	AVIATION; CORRECTIONS AND REHABILITATION; INFORMATION TECHNOLOGY; FIRE AND RESCUE; INTERNAL SERVICES DEPARTMENT; LIBRARY; TRANSPORTATION AND PUBLIC WORKS; POLICE; PARKS, RECREATION AND OPEN SPACES; SEAPORT; WATER AND SEWER			
RTQ-00114	SUPPORT FOR URGENT NEEDS PROGRAM -PREQUAL	10/8/2014	10/31/2022	\$ 590,000.00
Department(s):	ANIMAL SERVICES			
FB-00006	ODOR CONTROL CHEMICALS	12/1/2014	11/30/2020	\$ 1,331,000.00
Department(s):	TRANSPORTATION AND PUBLIC WORKS; SOLID WASTE; WATER AND SEWER			
FB-00120	ASD ACO HEAVY DUTY CARGO VANS	10/21/2014	10/20/2019	\$ 1,369,680.53
Department(s):	ANIMAL SERVICES; INTERNAL SERVICES DEPARTMENT			
2121-2/13-2	FIRE RESCUE REPLACEMENT EQUIP-PREQUAL	3/1/2013	7/28/2019	\$ 18,656,247.00
Department(s):	FIRE AND RESCUE			
FB-00088	SECURITY GATES SERVICES	11/1/2014	10/31/2019	\$ 1,277,000.00
Department(s):	COMMUNITY ACTION AND HUMAN SERVICES; CORRECTIONS AND REHABILITATION; FIRE AND RESCUE; INTERNAL SERVICES DEPARTMENT; LIBRARY; TRANSPORTATION AND PUBLIC WORKS; POLICE; PARKS, RECREATION AND OPEN SPACES; COMMUNITY ACTION AND HUMAN SERVICES; PUBLIC HOUSING AND COMMUNITY DEVELOPMENT			
RTQ-00115	LENEL ONGUARD SOFTWARE, SUPPORT & MAINT	10/29/2014	10/31/2022	\$ 995,000.00
Department(s):	POLICE; SEAPORT			
FB-00052	MEDICAL, INDUSTRIAL GASES & RELATED ITEM	11/1/2014	10/31/2019	\$ 2,093,000.00
Department(s):	ANIMAL SERVICES; AVIATION; COMMUNITY ACTION AND HUMAN SERVICES; CORRECTIONS AND REHABILITATION; FIRE AND RESCUE; INTERNAL SERVICES DEPARTMENT; MEDICAL EXAMINER; TRANSPORTATION AND PUBLIC WORKS; POLICE; REGULATORY AND ECONOMIC RESOURCES; PARKS, RECREATION AND OPEN SPACES; TRANSPORTATION AND PUBLIC WORKS; SEAPORT; SOLID WASTE; WATER AND SEWER			
FB-00049	PROFESSIONAL INTERPRETING & TRANSLATION	11/1/2014	10/31/2019	\$ 741,255.00
Department(s):	CORRECTIONS AND REHABILITATION; COMMUNICATIONS; COMMUNICATIONS; INTERNAL SERVICES DEPARTMENT; JUVENILE SERVICES; REGULATORY AND ECONOMIC RESOURCES; VIZCAYA MUSEUM AND GARDENS; POLICE			
8889-1/24	TIRE RETREADING SERVICES-PREQUAL	11/1/2014	10/31/2019	\$ 17,825,000.00
Department(s):	FIRE AND RESCUE; INTERNAL SERVICES DEPARTMENT; WATER AND SEWER			
FB-00079	SOLID FILL TRACTOR AND LOADER TIRES-PREQUAL	11/1/2014	10/31/2019	\$ 396,000.00
Department(s):	AVIATION; INTERNAL SERVICES DEPARTMENT; TRANSPORTATION AND PUBLIC WORKS; PARKS, RECREATION AND OPEN SPACES; WATER AND SEWER			
RTQ-00078	CISCO EQUIPMENT, SOFTWARE, & MAINT -PREQUAL	12/1/2014	11/30/2022	\$ 20,774,400.00
Department(s):	INFORMATION TECHNOLOGY			
L9353-2/25	TRIHEDRAL LICENSE, MAINT, SUPPPORT SVCS	11/6/2014	10/31/2022	\$ 244,800.00
Department(s):	WATER AND SEWER			
FB-00071	LIQUID SODIUM SILICATE	12/1/2014	11/30/2019	\$ 2,075,000.00
Department(s):	WATER AND SEWER			
IB7529-4/14-4	REDLAND FRUIT/SPICE PARK ITEMS RESALE	7/1/2013	6/30/2019	\$ 125,000.00
Department(s):	PARKS, RECREATION AND OPEN SPACES			
RFP887	CIVIL PROCESS SOFTWARE SYSTEM/CS8	12/1/2014	11/30/2019	\$ 743,000.00
Department(s):	INFORMATION TECHNOLOGY			
6277-0/12	MARINE SERVICES AND EQUIPMENT RENTAL	12/1/2007	8/31/2022	\$ 29,231,530.00
Department(s):	PARKS, RECREATION AND OPEN SPACES; SEAPORT			
6939-0/15	REPAIR/PURCHASE AWNING & CANOPY PREQUAL	1/5/2011	2/28/2021	\$ 8,076,000.00
Department(s):	COMMUNITY ACTION AND HUMAN SERVICES; FIRE AND RESCUE; PUBLIC HOUSING AND COMMUNITY DEVELOPMENT; TRANSPORTATION AND PUBLIC WORKS; AVIATION			
L7026-2/21	KALINDA ONLINE HELP SOFTWARE LICENSES/SU	1/1/2015	12/31/2019	\$ 112,744.00
Department(s):	INFORMATION TECHNOLOGY			

Appendix W: Active Goods Services Contracts

As of July 2019

Contract Amount	Description	Effective Date	Expiration Date	Contract Amount
55952-2/15-3 Department(s):	ASCAP MUSIC PERFORMANCE LICENSE MANAGEMENT AND BUDGET; CULTURAL AFFAIRS	1/18/2015	1/17/2025	\$ 150,000.00
RTQ-00095 Department(s):	HYDRAULIC PARTS/REPAIR SVC FOR MOBILE EQ INTERNAL SERVICES DEPARTMENT	12/2/2014	12/31/2022	\$ 3,040,000.00
6712-5/15-5 Department(s):	OFFICE SUPPLIES INTERNAL SERVICES DEPARTMENT	2/1/2015	7/31/2020	\$ 11,198,000.00
IQ-00101 Department(s):	FLIGHT APPAREL FIRE AND RESCUE; POLICE	4/1/2015	6/30/2019	\$ 308,123.00
8446-5/17-1 Department(s):	CONSTRUCTION EQUIPMENT RENTAL FIRE AND RESCUE; PUBLIC HOUSING AND COMMUNITY DEVELOPMENT	4/1/2013	3/31/2023	\$ 44,819,000.00
6276-1/19-1 Department(s):	SECURITY ALARM & CARD ACCESS SYST-PREQUA ANIMAL SERVICES; CLERK OF COURTS; CULTURAL AFFAIRS; FIRE AND RESCUE; INTERNAL SERVICES DEPARTMENT; INTERNAL SERVICES DEPARTMENT; LIBRARY; TRANSPORTATION AND PUBLIC WORKS; POLICE; PARKS, RECREATION AND OPEN SPACES; TRANSPORTATION AND PUBLIC WORKS; SEAPORT; SOLID WASTE; WATER AND SEWER; COMMUNITY ACTION AND HUMAN SERVICES; FIRE AND RESCUE; PUBLIC HOUSING AND COMMUNITY DEVELOPMENT; SEAPORT	1/1/2015	12/31/2019	\$ 30,006,000.00
9065-1/19-1 Department(s):	RESILIENT HARD SURFACE FLOORING PRE-QUAL AVIATION; FIRE AND RESCUE; INTERNAL SERVICES DEPARTMENT; INTERNAL SERVICES DEPARTMENT; LIBRARY; PARKS, RECREATION AND OPEN SPACES; SEAPORT; WATER AND SEWER; COMMUNITY ACTION AND HUMAN SERVICES; PUBLIC HOUSING AND COMMUNITY DEVELOPMENT	1/1/2015	12/31/2019	\$ 2,429,000.00
RTQ-00111 Department(s):	BUS STOP AND SIGN POST ACCESS-PREQUAL TRANSPORTATION AND PUBLIC WORKS	1/12/2015	1/31/2020	\$ 1.00
9301-0/20 Department(s):	MULTIFUNCTIONAL DEVICE PURCH/MAINT-PREQ MANAGEMENT AND BUDGET	8/1/2011	7/31/2021	\$ 34,000,000.00
L9005-0/19 Department(s):	RESCUE HELICOPTER HOISTS, PARTS & REPAIR FIRE AND RESCUE	1/9/2015	1/31/2020	\$ 750,000.00
1001-5/15-5 Department(s):	HAULING OF BULK MATERIALS-PREQUAL INTERNAL SERVICES DEPARTMENT; PARKS, RECREATION AND OPEN SPACES; SEAPORT; SOLID WASTE	2/1/2015	5/31/2021	\$ 600,000.00
EPPRFP-00044 Department(s):	CRANDON PARK GOLF COURSE FORECADDIE SVC PARKS, RECREATION AND OPEN SPACES	2/1/2015	1/31/2020	\$ 254,000.00
FB-00146 Department(s):	MECHANICAL JOINT TAPPING SLEEVES WATER AND SEWER	2/2/2015	2/28/2021	\$ 715,000.00
FB-00077 Department(s):	POOL CHEMICALS FIRE AND RESCUE; INTERNAL SERVICES DEPARTMENT; POLICE; PARKS, RECREATION AND OPEN SPACES; SEAPORT; VIZCAYA MUSEUM AND GARDENS; WATER AND SEWER	1/13/2015	1/31/2020	\$ 285,186.00
BW8166-5/13-7 Department(s):	AUTOMATED CASE MANAGEMENT SYSTEMS MANAGEMENT AND BUDGET	3/1/2015	2/29/2020	\$ 3,000,000.00
FB-00132 Department(s):	SIGN LANGUAGE INTERPRETING & TRANSLATION MANAGEMENT AND BUDGET; CORRECTIONS AND REHABILITATION; FIRE AND RESCUE; HUMAN RESOURCES; INTERNAL SERVICES DEPARTMENT; JUVENILE SERVICES; TRANSPORTATION AND PUBLIC WORKS; REGULATORY AND ECONOMIC RESOURCES; PARKS, RECREATION AND OPEN SPACES; SOLID WASTE; VIZCAYA MUSEUM AND GARDENS; PUBLIC HOUSING AND COMMUNITY DEVELOPMENT	2/3/2015	2/28/2020	\$ 453,000.00
8809-0/19 Department(s):	CLERK OF COURTS; CORRECTIONS AND REHABILITATION; CULTURAL AFFAIRS; ELECTIONS; INFORMATION TECHNOLOGY; FIRE AND RESCUE; INTERNAL SERVICES DEPARTMENT; TRANSPORTATION AND PUBLIC WORKS; POLICE; REGULATORY AND ECONOMIC RESOURCES; SEAPORT; SOLID WASTE; WATER AND SEWER	2/17/2015	2/28/2020	\$ 28,569,000.00
IB-00162 Department(s):	LIFTING SLINGS AND ROPE WATER AND SEWER	3/1/2015	2/29/2020	\$ 172,000.00
FB-00086 Department(s):	HELICOPTER PARTS, SERVICES AND SUPPLIES FIRE AND RESCUE; POLICE	2/17/2015	2/28/2020	\$ 8,605,000.00
RTQ-00109 Department(s):	CONCESSIONS SRVC & RELATED ACTIV P-Q PARKS, RECREATION AND OPEN SPACES	3/1/2015	2/28/2023	\$ 2.00
RFP665-1(3) Department(s):	TAX COLL., MGMT & REVENUE DISTR SOLUTION FINANCE	3/17/2015	3/16/2020	\$ 4,714,943.00
FB-00045 Department(s):	ARMORED CAR SERVICES ANIMAL SERVICES; AVIATION; CLERK OF COURTS; CORRECTIONS AND REHABILITATION; CULTURAL AFFAIRS; FINANCE; FIRE AND RESCUE; INTERNAL SERVICES DEPARTMENT; LIBRARY; NON-DEPARTMENTAL; POLICE; REGULATORY AND ECONOMIC RESOURCES; PARKS, RECREATION AND OPEN SPACES; TRANSPORTATION AND PUBLIC WORKS; SEAPORT; SOLID WASTE; VIZCAYA MUSEUM AND GARDENS; WATER AND SEWER	3/1/2015	2/28/2020	\$ 1,618,000.00
FB-00158 Department(s):	VEHICLE FIRE SUPPRESSION INSPECTION TRANSPORTATION AND PUBLIC WORKS; SOLID WASTE	3/1/2015	2/28/2020	\$ 345,875.00
FB-00170 Department(s):	TRAFFIC CONES AVIATION; FIRE AND RESCUE; TRANSPORTATION AND PUBLIC WORKS; POLICE; PARKS, RECREATION AND OPEN SPACES; TRANSPORTATION AND PUBLIC WORKS; SEAPORT; SOLID WASTE; VIZCAYA MUSEUM AND GARDENS; WATER AND SEWER	12/1/2015	11/30/2020	\$ 417,916.00
FB-00074 Department(s):	CHILLERS/WATER TREATMENT SERVICE CONTRAC CORRECTIONS AND REHABILITATION; CULTURAL AFFAIRS; INTERNAL SERVICES DEPARTMENT; TRANSPORTATION AND PUBLIC WORKS; POLICE; PARKS, RECREATION AND OPEN SPACES; SEAPORT; PUBLIC HOUSING AND COMMUNITY DEVELOPMENT	4/1/2015	3/31/2021	\$ 7,180,200.00
FB-00123 Department(s):	CHILLERS/WATER TREATMENT-FULL SERVICE AVIATION	4/1/2015	3/31/2021	\$ 8,223,000.00
RFP-00039 Department(s):	ADVERTISING SERVICES FOR TRANSIT VEHICLE TRANSPORTATION AND PUBLIC WORKS	3/25/2015	3/30/2020	\$ 1.00
RFP-00118 Department(s):	AUTOMATED PASSPORT CONTROL KIOSKS AVIATION	3/19/2015	3/31/2020	\$ 10,501,243.00
FB-00141 Department(s):	PILLOWS, BED LINENS, MATTRESSES, BOX SPR COMMUNITY ACTION AND HUMAN SERVICES; CORRECTIONS AND REHABILITATION; FIRE AND RESCUE	3/31/2015	3/31/2020	\$ 935,268.00
20130091 Department(s):	ONLINE AUCTION SERVICES INTERNAL SERVICES DEPARTMENT	4/8/2015	6/30/2019	\$ 1.00
RTQ-00078 Department(s):	CISCO EQUIPMENT, SOFTWARE, & MAINT -PREQ INFORMATION TECHNOLOGY	12/1/2014	11/30/2022	\$ 20,774,400.00
L8820-3/23 Department(s):	RTA SYSTEM SOFTWARE MAINT SUPPORT SERV AVIATION	4/15/2015	4/14/2021	\$ 62,200.00
4056-0/16 Department(s):	COARSE AGGREGATES, PRE-QUALIFICATION PARKS, RECREATION AND OPEN SPACES; PARKS, RECREATION AND OPEN SPACES; PARKS, RECREATION AND OPEN SPACES; PARKS, RECREATION AND OPEN SPACES	3/1/2012	5/31/2022	\$ 43,882,000.00
BW9262-1/20-1 Department(s):	DEFIBRILLATORS-EQUIPT/ACCESSORIES/MAINT. ANIMAL SERVICES; AVIATION; CORRECTIONS AND REHABILITATION; CULTURAL AFFAIRS; FIRE AND RESCUE; INTERNAL SERVICES DEPARTMENT; POLICE; PARKS, RECREATION AND OPEN SPACES; SEAPORT	5/24/2015	5/23/2020	\$ 6,054,623.00
9217-2/25-1 Department(s):	EMER MGMT & WOMELAND SEC PROF SVCS-PREQ AVIATION; FIRE AND RESCUE; TRANSPORTATION AND PUBLIC WORKS	5/1/2015	4/30/2020	\$ 3,421,861.00
RTQ-00112 Department(s):	GROCERIES - REQUEST TO QUALIFY COMMUNITY ACTION AND HUMAN SERVICES; PUBLIC HOUSING AND COMMUNITY DEVELOPMENT; COMMUNITY ACTION AND HUMAN SERVICES; CORRECTIONS AND REHABILITATION; PARKS, RECREATION AND OPEN SPACES; SEAPORT; SOLID WASTE	5/1/2015	4/30/2023	\$ 19,526,000.00
4627-1/19-1 Department(s):	HOSES, NOZZLES, COUPLINGS - PREQUAL CORRECTIONS AND REHABILITATION; FIRE AND RESCUE; INTERNAL SERVICES DEPARTMENT; TRANSPORTATION AND PUBLIC WORKS; PARKS, RECREATION AND OPEN SPACES; TRANSPORTATION AND PUBLIC WORKS; SEAPORT; SOLID WASTE; WATER AND SEWER; AVIATION	5/1/2015	4/30/2020	\$ 1,776,000.00
9284-1/20-1 Department(s):	ODOR CONTROL ATOMIZING SYSTEM PRE-QUAL ANIMAL SERVICES; TRANSPORTATION AND PUBLIC WORKS; SOLID WASTE	5/10/2015	5/9/2020	\$ 150,000.00
FB-00141 Department(s):	PILLOWS, BED LINENS, MATTRESSES, BOX SPR COMMUNITY ACTION AND HUMAN SERVICES; FIRE AND RESCUE	3/31/2015	3/31/2020	\$ 935,268.00
EPP-RFP67-1(2) Department(s):	TICKET MANAGEMENT SYSTEM WATER AND SEWER	6/1/2015	5/31/2020	\$ 144,025.00
FB-00182 Department(s):	FROZEN PANCAKES AND FRENCH TOAST CORRECTIONS AND REHABILITATION	5/13/2015	5/31/2020	\$ 513,000.00
RTQ-00150 Department(s):	CARPET AND RELATED FLOORING MATERIALS AVIATION; INTERNAL SERVICES DEPARTMENT; LIBRARY; POLICE; PARKS, RECREATION AND OPEN SPACES; SEAPORT; WATER AND SEWER; PUBLIC HOUSING AND COMMUNITY DEVELOPMENT	6/1/2015	5/31/2023	\$ 36,175,000.00
RTQ-00103 Department(s):	PROTECTIVE COATING SERVICES - PREQUAL WATER AND SEWER	5/14/2015	5/31/2023	\$ 48,000,000.00
RTQ-00116 Department(s):	MEAT, POULTRY, DAIRY AND FROZEN FOODS COMMUNITY ACTION AND HUMAN SERVICES; PUBLIC HOUSING AND COMMUNITY DEVELOPMENT; COMMUNITY ACTION AND HUMAN SERVICES; CORRECTIONS AND REHABILITATION; PARKS, RECREATION AND OPEN SPACES	8/1/2015	7/31/2023	\$ 20,236,000.00
E14-PA-01 Department(s):	DIGITAL GEO-REFERENCED OBLIQUE AERIAL IM PROPERTY APPRAISAL	12/31/2014	12/30/2019	\$ 2,672,770.55
RTQ-00117 Department(s):	RECYCLING SERVICE PRE-QUALIFICATION SOLID WASTE	7/1/2015	6/30/2023	\$ 1.00
RFP702-1 Department(s):	LEASE OF WALL SPACE FOR ADVERTISING MURA INTERNAL SERVICES DEPARTMENT	6/1/2015	5/31/2020	
L9810-2/30 Department(s):	FLIGHT EXPLORER SOFTWARE SUPPORT SVCS AVIATION	6/30/2015	6/30/2020	\$ 214,500.00
6296-0/16 Department(s):	FRESH PRODUCE-PREQUALIFICATION COMMUNITY ACTION AND HUMAN SERVICES; PUBLIC HOUSING AND COMMUNITY DEVELOPMENT	1/1/2011	2/28/2021	\$ 9,493,000.00
IB-00166 Department(s):	BOTTLED WATER, DISPENSERS, AND BOTTLES AVIATION; COMMUNITY ACTION AND HUMAN SERVICES; FIRE AND RESCUE; PUBLIC HOUSING AND COMMUNITY DEVELOPMENT	8/1/2015	7/31/2020	\$ 1,418,300.00
FB-00002 Department(s):	ARTICULATED HYBRID BUSES AND PARTS TRANSPORTATION AND PUBLIC WORKS	8/1/2015	7/31/2020	\$ 71,387,000.00
FB-00151 Department(s):	T-SHIRTS COMMUNICATIONS; COMMUNICATIONS; TRANSPORTATION AND PUBLIC WORKS; POLICE; REGULATORY AND ECONOMIC RESOURCES; PARKS, RECREATION AND OPEN SPACES; TRANSPORTATION AND PUBLIC WORKS; SEAPORT; SOLID WASTE; WATER AND SEWER	8/1/2015	7/31/2020	\$ 1,389,000.00
IB-00166 Department(s):	BOTTLED WATER, DISPENSERS, AND BOTTLES ANIMAL SERVICES; MANAGEMENT AND BUDGET; BOARD OF COUNTY COMMISSIONERS; CLERK OF COURTS; COMMUNITY ACTION AND HUMAN SERVICES; CORRECTIONS AND REHABILITATION; CULTURAL AFFAIRS; INFORMATION TECHNOLOGY; FIRE AND RESCUE; INTERNAL SERVICES DEPARTMENT; INTERNAL SERVICES DEPARTMENT; INTERNAL SERVICES DEPARTMENT; INTERNAL SERVICES DEPARTMENT; INTERNAL SERVICES DEPARTMENT; INTERNAL SERVICES DEPARTMENT; INTERNAL SERVICES DEPARTMENT; INSPECTOR GENERAL; JUVENILE SERVICES; LIBRARY; OFFICE OF THE MAYOR; MEDICAL EXAMINER; TRANSPORTATION AND PUBLIC WORKS; ADMINISTRATIVE OFFICE OF THE COURTS; POLICE; REGULATORY AND ECONOMIC RESOURCES; PARKS, RECREATION AND OPEN SPACES; PUBLIC DEFENDER; TRANSPORTATION AND PUBLIC WORKS; SEAPORT; SOLID WASTE; VIZCAYA MUSEUM AND GARDENS; WATER AND SEWER	8/1/2015	7/31/2020	\$ 1,418,300.00
FB-00151 Department(s):	T-SHIRTS COMMUNITY ACTION AND HUMAN SERVICES; PUBLIC HOUSING AND COMMUNITY DEVELOPMENT; POLICE	8/1/2015	7/31/2020	\$ 1,389,000.00

Contract Amount	Description	Effective Date	Expiration Date	Contract Amount
RTQ-00159	SODIUM POLYPHOSPHATE - PRE-QUALIFICATION WATER AND SEWER	7/13/2015	7/31/2023	\$ 7,975,000.00
4904-1/20-1	RESALE ITEMS FOR COUNTY PRO SHOPS-PREQUA PARKS, RECREATION AND OPEN SPACES	10/1/2015	9/30/2020	\$ 3,500,000.00
FB-00227	ULTRASONIC RAIL TESTING SERVICES	8/1/2015	7/31/2020	\$ 174,615.00
GS-35F-0199R	TRANSPORTATION AND PUBLIC WORKS FINGERPRINT MACHINES	8/5/2015	12/13/2019	\$ 142,499.04
FB-00128	AVIATION CREMATION AND/OR INTERMENT SVCS	10/1/2015	9/30/2020	\$ 1,105,000.00
6582-5/16-5	MEDICAL EXAMINER PLUMBING EQUIP & SUPPLIES - PREQUAL COMMUNITY ACTION AND HUMAN SERVICES; CORRECTIONS AND REHABILITATION; FIRE AND RESCUE; INTERNAL SERVICES DEPARTMENT; TRANSPORTATION AND PUBLIC WORKS; POLICE; REGULATORY AND ECONOMIC RESOURCES; PARKS, RECREATION AND OPEN SPACES; TRANSPORTATION AND PUBLIC WORKS; SEAPORT; SOLID WASTE; VIZCAYA MUSEUM AND GARDENS; WATER AND SEWER; AVIATION; COMMUNITY ACTION AND HUMAN SERVICES; PUBLIC HOUSING AND COMMUNITY DEVELOPMENT	12/1/2015	11/30/2021	\$ 39,124,600.00
4703-5/16-5	SIGNS,ROAD/TRAFFIC RELATED/PREQUAL PUBLIC HOUSING AND COMMUNITY DEVELOPMENT; FIRE AND RESCUE; POLICE; PARKS, RECREATION AND OPEN SPACES; SEAPORT	2/1/2016	1/31/2022	\$ 609,330.00
EPPRFP-00175	LEASE & OPERATION OF A FOOD SERVICE... INTERNAL SERVICES DEPARTMENT	8/17/2015	8/31/2025	\$ 1.00
9303-1/20-1	PESTICIDES & WEED KILLERS-PRE-QUAL AVIATION; FIRE AND RESCUE; TRANSPORTATION AND PUBLIC WORKS; PARKS, RECREATION AND OPEN SPACES; TRANSPORTATION AND PUBLIC WORKS; SEAPORT; SOLID WASTE; VIZCAYA MUSEUM AND GARDENS; WATER AND SEWER; PUBLIC HOUSING AND COMMUNITY DEVELOPMENT	10/1/2015	9/30/2020	\$ 19,816,000.00
9304-1/20-1	DEM FIRE EQUIP PARTS/SVC PRE-QUAL AVIATION; FIRE AND RESCUE; POLICE	10/1/2015	9/30/2020	\$ 6,935,000.00
PT63200-1	EMERGENCY NOTIFICATION SYSTEM SEAPORT	8/27/2015	8/26/2020	\$ 900,000.00
8757-1/18-1	ELECTRICAL & ELECTRONICS TOOLS,PARTS-PRE FIRE AND RESCUE	4/1/2014	6/7/2019	\$ 60,000,000.00
RTQ-00263	AIR QUALITY MONITORING SHELTER -RTQ REGULATORY AND ECONOMIC RESOURCES; REGULATORY AND ECONOMIC RESOURCES	9/8/2015	9/30/2023	\$ 500,000.00
RTQ-00212	COMMUNITY REDEVELOPMENT CONSULTING PREQ MANAGEMENT AND BUDGET	9/1/2015	8/31/2023	\$ 800,000.00
7525-1/20-1	QUICKCLIME - PRE-QUALIFICATION WATER AND SEWER	2/1/2016	1/31/2021	\$ 63,000,000.00
PA-FB-00001	COMMERCIAL RECORDS MANAGEMENT SERVICES PROPERTY APPRAISAL	4/29/2015	6/30/2019	\$ 60,000.00
SS4416-15/25-2	ELEVATOR MAINTENANCE SVC - OTIS ELEVATOR AVIATION; CULTURAL AFFAIRS; FIRE AND RESCUE; PUBLIC HOUSING AND COMMUNITY DEVELOPMENT; INTERNAL SERVICES DEPARTMENT; LIBRARY; TRANSPORTATION AND PUBLIC WORKS; SEAPORT; WATER AND SEWER	10/1/2015	9/30/2020	\$ 12,263,000.00
RTQ-00140	SPECIALTY PRINTED PRODUCTS, SERVS INSTAL AVIATION; INTERNAL SERVICES DEPARTMENT; LIBRARY; TRANSPORTATION AND PUBLIC WORKS	10/1/2015	9/30/2023	\$ 3,366,180.00
RTQ-00266	MANUFACTURED MODULAR BUILDINGS AVIATION; INTERNAL SERVICES DEPARTMENT	10/1/2015	9/30/2023	\$ 2,100,000.00
060B2490022	IT NETWORK HARDWARE & SECURITY SERVICES INFORMATION TECHNOLOGY	9/24/2015	11/14/2027	\$ 8,590,000.00
GS-35F-0340W	INFO TECHNOLOGY EQUIP,SOFT & SVCS INFORMATION TECHNOLOGY	9/30/2015	3/23/2020	\$ 250,000.00
234A-3	ADPICS/FAMIS MAINTENANCE AND SUPPORT FINANCE	10/1/2009	9/30/2020	\$ 5,085,000.00
RTQ-00184	WINDOW TREATMENTS,TINTING,RELATED-PREQ AVIATION; CLERK OF COURTS; FIRE AND RESCUE; INTERNAL SERVICES DEPARTMENT; INTERNAL SERVICES DEPARTMENT; ADMINISTRATIVE OFFICE OF THE COURTS; SEAPORT; WATER AND SEWER; COMMUNITY ACTION AND HUMAN SERVICES; PUBLIC HOUSING AND COMMUNITY DEVELOPMENT	10/1/2015	9/30/2021	\$ 893,000.00
FB-00250	LOCKSMITH SERVICES FIRE AND RESCUE; PUBLIC HOUSING AND COMMUNITY DEVELOPMENT; ANIMAL SERVICES; CLERK OF COURTS; CORRECTIONS AND REHABILITATION; CULTURAL AFFAIRS; FIRE AND RESCUE; INTERNAL SERVICES DEPARTMENT; INTERNAL SERVICES DEPARTMENT; LIBRARY; POLICE; REGULATORY AND ECONOMIC RESOURCES; PARKS, RECREATION AND OPEN SPACES; SEAPORT; VIZCAYA MUSEUM AND GARDENS; WATER AND SEWER	10/2/2015	10/31/2020	\$ 499,734.00
EPPRFP-00214	ACTUARIAL STUDIES AND RELATED SERVICES INTERNAL SERVICES DEPARTMENT	10/2/2015	10/31/2019	\$ 90,000.00
FB-00149	SHOES AND BOOTS FOR COUNTY USE ANIMAL SERVICES; COMMUNITY ACTION AND HUMAN SERVICES; CORRECTIONS AND REHABILITATION; COMMUNICATIONS; CULTURAL AFFAIRS; INFORMATION TECHNOLOGY; FINANCE; FIRE AND RESCUE; INTERNAL SERVICES DEPARTMENT; INTERNAL SERVICES DEPARTMENT; INTERNAL SERVICES DEPARTMENT; INTERNAL SERVICES DEPARTMENT; LIBRARY; MEDICAL EXAMINER; TRANSPORTATION AND PUBLIC WORKS; POLICE; REGULATORY AND ECONOMIC RESOURCES; PARKS, RECREATION AND OPEN SPACES; TRANSPORTATION AND PUBLIC WORKS; SEAPORT; SOLID WASTE; VIZCAYA MUSEUM AND GARDENS; WATER AND SEWER; PUBLIC HOUSING AND COMMUNITY DEVELOPMENT; AVIATION	11/1/2015	10/31/2020	\$ 7,496,000.00
ITN15NH-105	LABORATORY SUPPLIES MEDICAL EXAMINER; TRANSPORTATION AND PUBLIC WORKS; POLICE; REGULATORY AND ECONOMIC RESOURCES; WATER AND SEWER	10/16/2015	2/12/2020	\$ 5,935,000.00
RFP899	IP ALERTING SYSTEM FIRE AND RESCUE	6/26/2014	12/25/2020	\$ 3,965,162.00
L7204-1/25	E-NET SOFTWARE MAINTENANCE/SUPPORT SVC INFORMATION TECHNOLOGY	12/1/2015	11/30/2020	\$ 245,563.00
RFP-00126	FORENSIC CASEWORK FOR DNA ANALYSES POLICE	10/21/2015	11/30/2020	\$ 3,000,000.00
BW9848-0/16	DEERING ESTATE - FIRE ALARM SERVICES PARKS, RECREATION AND OPEN SPACES	10/21/2015	10/31/2020	\$ 250,000.00
RFP-00070	CHILDREN'S COURTHOUSE CAFETERIA INTERNAL SERVICES DEPARTMENT	10/8/2015	4/7/2021	\$ 1.00
RFP545A-1	COLLECTOR CURBSIDE RECYCLING PROGRAM 545 TRANSPORTATION AND PUBLIC WORKS; SOLID WASTE	10/1/2015	9/30/2022	\$ 53,130,000.00
RFP545C-1	COLLECTOR FOR CURBSIDE RECYCLING 545C TRANSPORTATION AND PUBLIC WORKS; SOLID WASTE	10/1/2015	9/30/2022	\$ 23,870,000.00
BW8207-2/12-3	GIS ENTERPRISE LICENSE AND MAINTENANCE INFORMATION TECHNOLOGY	11/1/2015	10/31/2023	\$ 8,125,000.00
GS-35F-0692P	INFO TECHNOLOGY EQUIPMENT SOFTWARE/SERVS AVIATION	11/12/2015	7/18/2019	\$ 194,684.00
PA-43211500WSCA15ACS	COMPUTER EQUIPMENT, PERIPHERALS & SVCS PROPERTY APPRAISAL	10/1/2015	3/31/2020	\$ 360,000.00
FB-00277	SECURITY COVERINGS FOR WINDOWS AND DOORS PUBLIC HOUSING AND COMMUNITY DEVELOPMENT	12/1/2015	11/30/2020	\$ 631,000.00
6047-1/20-1	REMOVAL/INST OF SAFETY PARTITION-PREQUAL INTERNAL SERVICES DEPARTMENT	12/1/2015	11/30/2020	\$ 237,500.00
FB-00275	CHILDRENS COURT BLDG MGMT SYSTEM MAINT INTERNAL SERVICES DEPARTMENT	12/9/2015	12/31/2020	\$ 753,762.00
RTQ-00124	PRO - PUBLIC SAFETY UNIFORMS AVIATION; CORRECTIONS AND REHABILITATION; FIRE AND RESCUE; TRANSPORTATION AND PUBLIC WORKS; POLICE; PARKS, RECREATION AND OPEN SPACES; SEAPORT; SOLID WASTE	3/1/2016	2/28/2024	\$ 13,950,000.00
4056-0/16	COARSE AGGREGATES, PRE-QUALIFICATION FIRE AND RESCUE	3/1/2012	5/31/2022	\$ 43,882,000.00
FB-00260	HYDROGEN PEROXIDE WATER AND SEWER	2/1/2016	1/31/2021	\$ 7,350,000.00
7809-1/20-1	S-STATION EQUIP/INST/MAIN REPAIR PREQUA AVIATION; CORRECTIONS AND REHABILITATION; FIRE AND RESCUE; INTERNAL SERVICES DEPARTMENT; LIBRARY; TRANSPORTATION AND PUBLIC WORKS; PARKS, RECREATION AND OPEN SPACES; SEAPORT; WATER AND SEWER	2/1/2016	1/31/2021	\$ 16,436,525.38
6327-9/16-9	REFURBISHED TELCOM EQUIPMENT-PREQUAL INFORMATION TECHNOLOGY	1/1/2016	3/31/2022	\$ 520,000.00
0925-1/21-1	FURNISH EQUIPMENT/COFFEE & RELATED ITEMS BOARD OF COUNTY COMMISSIONERS; CORRECTIONS AND REHABILITATION; CULTURAL AFFAIRS; MEDICAL EXAMINER; PARKS, RECREATION AND OPEN SPACES; SEAPORT	2/1/2016	1/31/2021	\$ 211,000.00
BW9262-1/20-1	DEFIBRILLATORS:EQUIP/ACCESSORIES/MAINT. FIRE AND RESCUE	5/24/2015	5/23/2020	\$ 6,054,623.00
FB-00309	MOBILE CARWASH SERVICES AVIATION; CLERK OF COURTS; CORRECTIONS AND REHABILITATION; INTERNAL SERVICES DEPARTMENT; INTERNAL SERVICES DEPARTMENT; JUVENILE SERVICES; LIBRARY; TRANSPORTATION AND PUBLIC WORKS; POLICE; REGULATORY AND ECONOMIC RESOURCES; SEAPORT; SOLID WASTE; WATER AND SEWER	1/15/2016	1/31/2021	\$ 482,880.00
EPP-RFP483-4(5)	ENTERPRISE OPERATIONS SYSTEM INFORMATION TECHNOLOGY	2/1/2016	1/31/2020	\$ 360,800.00
FB-00190	EXT & LIMITED USE CONTACTLESS SMARTCARDS TRANSPORTATION AND PUBLIC WORKS	2/1/2016	1/31/2021	\$ 4,689,000.00
FB-00252	GAS MONITOR PARTS RAE SYSTEMS FIRE AND RESCUE; POLICE	1/25/2016	1/31/2021	\$ 90,000.00
8680-10/19-7	PROFESSIONAL TRAINING - PREQUAL/POOL HUMAN RESOURCES; HUMAN RESOURCES	2/20/2016	2/19/2022	\$ 3,750,000.00
EPPRFP-00314	CASH MANAGEMENT CONSULTING SERVICES FINANCE	2/22/2016	2/28/2021	\$ 294,000.00
6486-1/21-1	TAGBOARD TARGETS PARKS, RECREATION AND OPEN SPACES	8/1/2016	7/31/2021	\$ 108,000.00
8661-10/19-7	TECHNICAL APPLICATION TRAINING/PRE-QUALI HUMAN RESOURCES; HUMAN RESOURCES	2/20/2016	2/28/2022	\$ 2,700,333.33
ITB-DOT-15/16-9005	FDOT APL TRAFFIC EQUIPMENT INTERNAL SERVICES DEPARTMENT; TRANSPORTATION AND PUBLIC WORKS	2/23/2016	9/25/2019	\$ 1,000,000.00
RFP-00226	PSYCHOLOGICAL TESTING SERVICES CORRECTIONS AND REHABILITATION; FIRE AND RESCUE; POLICE	2/18/2016	2/28/2021	\$ 2,788,000.00
EPPRFP-00246	LAND PLANNING CONSULTANT PARKS, RECREATION AND OPEN SPACES	12/7/2015	12/31/2020	\$ 400,000.00
EPP7788-5/16-5	CATHODIC PROTECTION SYSTEMS-PREQUAL WATER AND SEWER	3/1/2016	5/31/2022	\$ 594,000.00

Contract Amount	Description	Effective Date	Expiration Date	Contract Amount
RTQ-00078	CISCO EQUIPMENT, SOFTWARE, & MAINT -PREQ INFORMATION TECHNOLOGY	12/1/2014	11/30/2022	\$ 20,774,400.00
Department(s):				
RTQ-00310	CATERING SERVICES COMMUNITY ACTION AND HUMAN SERVICES	3/1/2016	2/28/2024	\$ 3,069,000.00
Department(s):				
FB-00264	VETERINARY LABORATORY SUPPLIES & SERV. ANIMAL SERVICES	3/1/2016	2/28/2021	\$ 3,500,000.00
Department(s):				
FFPRFQ-00282	HEAD START MEDICAL & ORAL SERVICES POOL COMMUNITY ACTION AND HUMAN SERVICES	3/1/2016	8/31/2020	\$ 225,000.00
Department(s):				
RFP-00172	DISASTER DEBRIS REMOVAL MONITORING SRVS FIRE AND RESCUE; INTERNAL SERVICES DEPARTMENT; INFORMATION TECHNOLOGY; PARKS, RECREATION AND OPEN SPACES; SEAPORT; SOLID WASTE	2/11/2016	12/31/2020	\$ 90,375,000.00
Department(s):				
RTQ-00234	BADGES,INSIGNIAS, NAME PLATES & AWARD ANIMAL SERVICES; AVIATION; BOARD OF COUNTY COMMISSIONERS; CORRECTIONS AND REHABILITATION; FIRE AND RESCUE; HUMAN RESOURCES; INTERNAL SERVICES DEPARTMENT; POLICE; PARKS, RECREATION AND OPEN SPACES; SEAPORT; SOLID WASTE; VIZCAYA MUSEUM AND GARDENS	3/9/2016	3/31/2020	\$ 1,307,993.00
Department(s):				
8803-1/21-1	AUTOMOTIVE EXT/INT RECOND/REPAIR-PREQUAL AVIATION; INTERNAL SERVICES DEPARTMENT; WATER AND SEWER	5/1/2016	4/30/2021	\$ 245,000.00
Department(s):				
RTQ-00280	ELDERLY MEALS FOOD SERVICE COMMUNITY ACTION AND HUMAN SERVICES	3/21/2016	3/31/2021	\$ 10,000,000.00
Department(s):				
9234-2/18-2	TELECOM SVCS, EQUIP & MATERIALS-PREQUAL INFORMATION TECHNOLOGY	4/1/2016	3/31/2022	\$ 11,660,000.00
Department(s):				
RFP-00168	BODY WORN CAMERAS AND VIDEO MANAGEMENT POLICE	3/24/2016	3/31/2021	\$ 5,477,000.00
Department(s):				
FB-00289	BOILERS AND WATER HEATERS MAINTENANCE/INS CORRECTIONS AND REHABILITATION; INTERNAL SERVICES DEPARTMENT; TRANSPORTATION AND PUBLIC WORKS	4/1/2016	3/31/2021	\$ 835,000.00
Department(s):				
2121-2/13-2	FIRE RESCUE REPLACEMENT EQUIP-PREQUAL FIRE AND RESCUE	3/1/2013	7/28/2019	\$ 18,656,247.00
Department(s):				
RFP-00213	MISDEMEANOR PROBATION & BIP SERVICES ADMINISTRATIVE OFFICE OF THE COURTS	4/1/2016	3/31/2021	\$ 1.00
Department(s):				
RFP-00168	BODY WORN CAMERAS AND VIDEO MANAGEMENT POLICE	3/24/2016	3/31/2021	\$ 5,477,000.00
Department(s):				
18485-1/23	CREDITRON SOFTWARE MAINTENANCE SERVICES FINANCE	4/1/2016	3/31/2021	\$ 193,180.00
Department(s):				
7712-1/20-1	POWER GENERATING & PUMPING SYS PRE-QUAL FIRE AND RESCUE; TRANSPORTATION AND PUBLIC WORKS; POLICE; SEAPORT; WATER AND SEWER	4/1/2016	3/31/2021	\$ 25,496,500.00
Department(s):				
15-480-086	SCHOOL SUPPLIES & EQUIPMENT COMMUNITY ACTION AND HUMAN SERVICES	4/1/2016	12/31/2019	\$ 1,000,000.00
Department(s):				
IB-00324	GLASS SPHERES TYPE I AND III AVIATION	6/1/2016	5/31/2021	\$ 235,000.00
Department(s):				
RTQ-00298	TRENCHLESS PIPE INSTALLATION & REHAB SVC WATER AND SEWER	4/1/2016	3/31/2024	\$ 85,000,000.00
Department(s):				
FB-00059	INCONTINENCE SUPPLIES & RELATED ITEMS COMMUNITY ACTION AND HUMAN SERVICES	12/1/2014	11/30/2019	\$ 442,800.00
Department(s):				
RFP604-5(5)	BALLOT ON DEMAND SYSTEM INFORMATION TECHNOLOGY	5/1/2016	10/31/2021	\$ 2,700,000.00
Department(s):				
RFP384-4(4)	FOOD AND BEVERAGE CONCESSION METROZOO PARKS, RECREATION AND OPEN SPACES	5/17/2019	5/16/2034	\$ 1.00
Department(s):				
RFP899	IP ALERTING SYSTEM FIRE AND RESCUE	6/26/2014	12/25/2020	\$ 3,965,162.00
Department(s):				
RTQ-00109	CONCESSIONS SRVC & RELATED ACTIV P-Q PARKS, RECREATION AND OPEN SPACES	3/1/2015	2/28/2023	\$ 2.00
Department(s):				
94131608-16-P	CLEANING CHEMICAL & SUPPLIES PRIDE CORRECTIONS AND REHABILITATION	4/18/2016	2/11/2021	\$ 650,000.00
Department(s):				
556196-3/25-2	PRATT & WHITNEY SUPPORT PLAN BUY IN FIRE AND RESCUE	8/1/2016	7/31/2021	\$ 5,500,000.00
Department(s):				
FB-00141	PILLOWS, BED LINENS, MATTRESSES, BOX SPR COMMUNITY ACTION AND HUMAN SERVICES	3/31/2015	3/31/2020	\$ 935,268.00
Department(s):				
RFP545B-1	RECYCLER CURBSIDE RECYCLING PROGRAM 545B SOLID WASTE	4/1/2016	3/31/2023	\$ 1.00
Department(s):				
8441-0/19	MEDICAL SUPPLIES & RELATED ITEMS FIRE AND RESCUE	8/1/2014	8/31/2019	\$ 18,307,000.00
Department(s):				
FB-00316	WIPING CLOTHS AND WIPERS INTERNAL SERVICES DEPARTMENT; TRANSPORTATION AND PUBLIC WORKS; PARKS, RECREATION AND OPEN SPACES; SEAPORT; SOLID WASTE; WATER AND SEWER	5/1/2016	4/30/2021	\$ 489,800.00
Department(s):				
7700-1/21-1	WATER AND WASTEWATER TREATMENT SERVICES AVIATION; FIRE AND RESCUE; PARKS, RECREATION AND OPEN SPACES	5/1/2016	4/30/2021	\$ 432,516.00
Department(s):				
FB-00316	WIPING CLOTHS AND WIPERS PUBLIC HOUSING AND COMMUNITY DEVELOPMENT	5/1/2016	4/30/2021	\$ 489,800.00
Department(s):				
8374-1/19-1	TRASH CHUTE CLEANING & MAINTENANCE PUBLIC HOUSING AND COMMUNITY DEVELOPMENT	5/1/2016	6/30/2019	\$ 308,000.00
Department(s):				
FB-00335	INTERIOR FOLIAGE MAINTENANCE AVIATION	5/1/2016	4/30/2021	\$ 210,000.00
Department(s):				
FB-00300	BAILIFF UNIFORMS ADMINISTRATIVE OFFICE OF THE COURTS	6/1/2016	5/31/2021	\$ 148,000.00
Department(s):				
IQ8224-2/23-1	ICE - PREQUALIFICATION CORRECTIONS AND REHABILITATION; POLICE; PARKS, RECREATION AND OPEN SPACES; SOLID WASTE; PUBLIC HOUSING AND COMMUNITY DEVELOPMENT; TRANSPORTATION AND PUBLIC WORKS	7/1/2016	6/30/2019	\$ 250,000.00
Department(s):				
FB-00316	WIPING CLOTHS AND WIPERS INTERNAL SERVICES DEPARTMENT	5/1/2016	4/30/2021	\$ 489,800.00
Department(s):				
06082490021	COMMERCIAL OFF THE SHELF SOFTWARE (COTS) INFORMATION TECHNOLOGY; INFORMATION TECHNOLOGY	5/10/2016	9/30/2027	\$ 15,090,000.00
Department(s):				
6301-5/15-5	TONER CARTRIDGES (NEW/OEM) FOR PRINTERS INTERNAL SERVICES DEPARTMENT	7/1/2016	6/30/2022	\$ 11,100,513.10
Department(s):				
FB-00296	NATURAL GAS CONSULTING SERVICES INTERNAL SERVICES DEPARTMENT; WATER AND SEWER	5/12/2016	5/31/2021	\$ 385,000.00
Department(s):				
6002-1/21-1	ELECTRONIC IMAGING SERVICES - PREQUAL COMMUNICATIONS; COMMUNICATIONS; INTERNAL SERVICES DEPARTMENT; MEDICAL EXAMINER; TRANSPORTATION AND PUBLIC WORKS; REGULATORY AND ECONOMIC RESOURCES; SEAPORT	6/1/2016	5/31/2021	\$ 323,750.00
Department(s):				
8880-1/21-1	FROZEN KOSHER MEALS CORRECTIONS AND REHABILITATION	6/1/2016	5/31/2021	\$ 1,366,200.00
Department(s):				
RTQ-00272	ID CARDS,PRINTERS,SUPPLIES & ACCESSORIES AVIATION; CLERK OF COURTS; HUMAN RESOURCES; INTERNAL SERVICES DEPARTMENT; INTERNAL SERVICES DEPARTMENT; TRANSPORTATION AND PUBLIC WORKS; REGULATORY AND ECONOMIC RESOURCES; PARKS, RECREATION AND OPEN SPACES; SEAPORT; WATER AND SEWER	6/1/2016	5/31/2024	\$ 3,123,000.00
Department(s):				
RTQ-00256	REPAIRS REPLACEMENT/PARTS APPL & KITC COMMUNITY ACTION AND HUMAN SERVICES; PUBLIC HOUSING AND COMMUNITY DEVELOPMENT; AVIATION; COMMUNITY ACTION AND HUMAN SERVICES; CORRECTIONS AND REHABILITATION; REGULATORY AND ECONOMIC RESOURCES; PARKS, RECREATION AND OPEN SPACES; VIZCAYA MUSEUM AND GARDENS	6/1/2016	5/31/2024	\$ 2,425,000.00
Department(s):				
FB-00343	ANIMAL IDENTIFICATION MICROCHIPS ANIMAL SERVICES	6/2/2016	6/1/2021	\$ 446,200.00
Department(s):				
7031-0/18	AERIAL SPRAYING SERVICES SOLID WASTE	3/1/2014	6/30/2019	\$ 3,085,000.00
Department(s):				
RTQ-00299	HVAC AND CONTROLS - RTQ COMMUNITY ACTION AND HUMAN SERVICES; PUBLIC HOUSING AND COMMUNITY DEVELOPMENT; ANIMAL SERVICES; AVIATION; CORRECTIONS AND REHABILITATION; CULTURAL AFFAIRS; FIRE AND RESCUE; INTERNAL SERVICES DEPARTMENT; LIBRARY; POLICE; PARKS, RECREATION AND OPEN SPACES; SEAPORT; SOLID WASTE; VIZCAYA MUSEUM AND GARDENS; WATER AND SEWER	6/1/2016	5/31/2024	\$ 13,350,000.00
Department(s):				
FB-00369	FOOD BAGS CASINGS & CLIPS CORRECTIONS AND REHABILITATION	8/1/2016	7/31/2021	\$ 233,830.00
Department(s):				
8318-5/17-5	PETROLEUM PRODUCTS - PREQUALIFICATION AVIATION; FIRE AND RESCUE; INTERNAL SERVICES DEPARTMENT; INTERNAL SERVICES DEPARTMENT; TRANSPORTATION AND PUBLIC WORKS; POLICE; PARKS, RECREATION AND OPEN SPACES; TRANSPORTATION AND PUBLIC WORKS; SEAPORT; SOLID WASTE; WATER AND SEWER	1/1/2017	12/31/2022	\$ 25,001,961.00
Department(s):				
IB-00267	PRAT/WHITNEY ENGINE SRVCS/REPAIRS FIRE AND RESCUE	5/1/2016	4/30/2021	\$ 300,300.00
Department(s):				
FB-00363	AUTO TAG RENEWAL NOTICE AND PARKING PERM FINANCE	6/10/2016	6/30/2021	\$ 685,250.00
Department(s):				
BW9872-MT	MODEL 2070LX TRAFFIC SIGNAL CONTROLLER TRANSPORTATION AND PUBLIC WORKS	6/10/2016	6/9/2019	\$ 240,000.00
Department(s):				
FB-00355	MARINE VESSEL LIEN AND RECOVERY PARKS, RECREATION AND OPEN SPACES	6/20/2016	6/30/2021	\$ 50,000.00
Department(s):				
1603	SOCIAL SERVICE INFORMATION SYSTEM MAINT INFORMATION TECHNOLOGY	6/23/2016	6/22/2019	\$ 228,705.00
Department(s):				
BW9859-0/16	PIANO FOR SMDCC CULTURAL AFFAIRS	6/23/2016	6/30/2021	\$ 133,560.00
Department(s):				
FB-00306	ALCOHOL AND DRUG SCREEN PRODUCTS & SVCS COMMUNITY ACTION AND HUMAN SERVICES	11/1/2016	10/31/2021	\$ 463,297.50
Department(s):				
9427-1/21-1	PASSENGER LOADING BRIDGES-PREQUAL AVIATION; SEAPORT	10/1/2016	9/30/2021	\$ 88,455,000.00
Department(s):				
BW9745-3/25-1	MOTOROLA MASTER AGREEMENT INFORMATION TECHNOLOGY	7/1/2016	6/30/2019	\$ 3,180,000.00
Department(s):				
RTQ-00313	MGMT ADVISORY CONSULTING SVCS POOL MANAGEMENT AND BUDGET; HUMAN RESOURCES	7/1/2016	6/30/2022	\$ 950,000.00
Department(s):				
FB-00372	FROZEN FRUIT JUICES CORRECTIONS AND REHABILITATION	9/1/2016	8/31/2021	\$ 418,333.00
Department(s):				
RTQ-00290	LED AND INDUCTION LIGHTING SYSTEMS - RTQ INTERNAL SERVICES DEPARTMENT	7/7/2016	7/31/2024	\$ 750,000.00
Department(s):				

Contract Amount	Description	Effective Date	Expiration Date	Contract Amount
RFP-00294A Department(s):	EXTERNAL INDEPENDENT AUDITING GENERAL SEG FINANCE	6/29/2016	6/30/2019	\$ 2,940,000.00
6750-5/17-5 Department(s):	A/C & REFRIGERATION PARTS/SUPP-PREQUAL CORRECTIONS AND REHABILITATION; FIRE AND RESCUE; INTERNAL SERVICES DEPARTMENT; LIBRARY; TRANSPORTATION AND PUBLIC WORKS; POLICE; REGULATORY AND ECONOMIC RESOURCES; PARKS, RECREATION AND OPEN SPACES; SEAPORT; SOLID WASTE; VIZCAYA MUSEUM AND GARDENS; WATER AND SEWER	1/22/2017	7/21/2023	\$ 17,078,999.24
FB-00269 Department(s):	AUTOMOBILE GLASS, ELECTRIC & MAINTUR(INST) AVIATION; FIRE AND RESCUE; INTERNAL SERVICES DEPARTMENT; PARKS, RECREATION AND OPEN SPACES; SEAPORT; SOLID WASTE; WATER AND SEWER	7/12/2016	7/31/2021	\$ 665,750.00
RFP-00294B Department(s):	EXTERNAL INDEPENDENT AUDITING AVIATION	6/29/2016	6/30/2019	\$ 1,182,000.00
RFP-00294C Department(s):	EXTERNAL INDEPENDENT AUDITING WASH WATER AND SEWER	6/29/2016	6/30/2019	\$ 800,000.00
RTQ-00078 Department(s):	CISCO EQUIPMENT, SOFTWARE, & MAINT -PREQ INFORMATION TECHNOLOGY	12/1/2014	11/30/2022	\$ 20,774,400.00
RFP-00294D Department(s):	EXTERNAL INDEPENDENT AUDITING TRANSIT TRANSPORTATION AND PUBLIC WORKS	6/29/2016	6/30/2019	\$ 800,000.00
5101-1/21-1 Department(s):	HURRICANE SHUTTERS FURNISH/INST PREQUAL COMMUNITY ACTION AND HUMAN SERVICES; INTERNAL SERVICES DEPARTMENT; PARKS, RECREATION AND OPEN SPACES; SEAPORT; AVIATION; COMMUNITY ACTION AND HUMAN SERVICES; PUBLIC HOUSING AND COMMUNITY DEVELOPMENT	1/1/2017	12/31/2021	\$ 4,384,000.00
RFP-00196 Department(s):	SELF-FUNDED EMPLOYEE HEALTHCARE SVCS. HUMAN RESOURCES	7/16/2016	12/31/2021	\$ 36,568,000.00
FB-00360 Department(s):	FUSEE/FLARES(TRAFFIC/MARINE SIGNALS) FIRE AND RESCUE; POLICE	10/1/2016	9/30/2021	\$ 249,996.00
FB-00229 Department(s):	AUTOMOTIVE PART WASHERS AVIATION; INTERNAL SERVICES DEPARTMENT; TRANSPORTATION AND PUBLIC WORKS; PARKS, RECREATION AND OPEN SPACES; WATER AND SEWER	7/15/2016	7/31/2021	\$ 757,150.00
8734-1/21-1 Department(s):	BLEACHERS FURNISH, DELIVER AND ASSEMBLY PARKS, RECREATION AND OPEN SPACES	2/1/2017	1/31/2022	\$ 200,000.00
2553-1/19-1 Department(s):	LAUNDROMAT SERVICES PUBLIC HOUSING AND COMMUNITY DEVELOPMENT; PARKS, RECREATION AND OPEN SPACES	11/1/2016	10/31/2019	\$ 2.00
9301-0/20 Department(s):	MULTIFUNCTIONAL DEVICE PURCH/MAINT-PREQ COMMUNITY ACTION AND HUMAN SERVICES; FIRE AND RESCUE; METROPOLITAN PLANNING ORGANIZATION	8/1/2011	7/31/2021	\$ 34,000,000.00
FB-00337 Department(s):	TIRE LEASING AND RELATED SERVICES TRANSPORTATION AND PUBLIC WORKS	8/1/2016	7/31/2021	\$ 13,539,000.00
RTQ-00251 Department(s):	PLAYGROUND-INSTAL/INFRASTRUCTURE SVC-RTQ COMMUNITY ACTION AND HUMAN SERVICES; PARKS, RECREATION AND OPEN SPACES	8/1/2016	7/31/2021	\$ 16,250,000.00
L8481-0/27 Department(s):	AUTOMATED FARE COLLECTION MODERNIZATION TRANSPORTATION AND PUBLIC WORKS	8/1/2016	1/31/2028	\$ 33,078,000.00
FB-00293 Department(s):	COUNTY FACILITIES RECYCLING PROGRAM ANIMAL SERVICES; AVIATION; CLERK OF COURTS; COMMUNITY ACTION AND HUMAN SERVICES; CORRECTIONS AND REHABILITATION; CULTURAL AFFAIRS; FIRE AND RESCUE; INTERNAL SERVICES DEPARTMENT; LIBRARY; TRANSPORTATION AND PUBLIC WORKS; POLICE; PARKS, RECREATION AND OPEN SPACES; SEAPORT; SOLID WASTE; VIZCAYA MUSEUM AND GARDENS; WATER AND SEWER; COMMUNITY ACTION AND HUMAN SERVICES; PUBLIC HOUSING AND COMMUNITY DEVELOPMENT	8/1/2016	7/31/2019	\$ 1,598,000.00
6750-5/17-5 Department(s):	A/C & REFRIGERATION PARTS/SUPP-PREQUAL AVIATION; PUBLIC HOUSING AND COMMUNITY DEVELOPMENT; PARKS, RECREATION AND OPEN SPACES	1/22/2017	7/21/2023	\$ 17,078,999.24
FB-00370 Department(s):	SHRINK WRAPPING MACHINE & RELATED PRODUC CORRECTIONS AND REHABILITATION	8/1/2016	7/31/2021	\$ 620,805.00
RFP-00297 Department(s):	ENERGY POLICY ACT 05 CONSULTANT SERVICES REGULATORY AND ECONOMIC RESOURCES	7/20/2016	7/31/2021	\$ 300,000.00
00212-1 Department(s):	ELECTRONIC MONITORING OFFENDER SERVICES CORRECTIONS AND REHABILITATION; JUVENILE SERVICES	1/1/2017	12/31/2019	\$ 3,367,000.00
FA-4400003732 Department(s):	US COMMUNITIES/MULTIFUNCTIONAL EQUIPMENT PROPERTY APPRAISAL	8/1/2016	6/30/2019	\$ 400,000.00
7224-1/19-1 Department(s):	HAZARDOUS & NON-HAZARDOUS WASTE SVCS AVIATION; CORRECTIONS AND REHABILITATION; FIRE AND RESCUE; INTERNAL SERVICES DEPARTMENT; INTERNAL SERVICES DEPARTMENT; MEDICAL EXAMINER; TRANSPORTATION AND PUBLIC WORKS; POLICE; REGULATORY AND ECONOMIC RESOURCES; PARKS, RECREATION AND OPEN SPACES; SEAPORT; SOLID WASTE; WATER AND SEWER; PUBLIC HOUSING AND COMMUNITY DEVELOPMENT	10/14/2016	10/31/2019	\$ 4,579,999.00
RTQ-00280 Department(s):	ELDERLY MEALS FOOD SERVICE COMMUNITY ACTION AND HUMAN SERVICES	3/21/2016	3/31/2021	\$ 10,000,000.00
558721-0/19 Department(s):	FLORIDA BUILDING CODE BOOKS REGULATORY AND ECONOMIC RESOURCES	9/1/2016	8/31/2019	\$ 80,000.00
FB-00416 Department(s):	MICROPHOTRAK ID BADGE SYSTEM UPGRADE SEAPORT	9/1/2016	8/31/2019	\$ 94,189.00
BW8488-5/17-5 Department(s):	MIAMI DADE COUNTY VOTING SYSTEMS ELECTIONS	1/14/2017	1/13/2020	\$ 2,500,000.00
FB-00428 Department(s):	BARCO VIDEO WALL UPGRADE SUPPORT/MAINT SEAPORT	9/20/2016	9/19/2019	\$ 305,760.00
35945 Department(s):	RESEARCH ASSISTANCE (RA) SERVICES INFORMATION TECHNOLOGY	9/20/2016	7/31/2021	\$ 839,014.00
FB-00348 Department(s):	SWIMMING POOL FILTER MAINTENANCE/REPAIR PARKS, RECREATION AND OPEN SPACES	10/1/2016	9/30/2021	\$ 414,000.00
RTQ-00299 Department(s):	HVAC AND CONTROLS - RTQ SEAPORT	6/1/2016	5/31/2024	\$ 13,350,000.00
RFP-00328 Department(s):	EXTERNAL INDEPENDENT AUDITING MDAD AVIATION	10/5/2016	10/31/2019	\$ 549,000.00
RFP-00254 Department(s):	WASTE, RECYCLING CARTS AND PARTS SOLID WASTE	10/5/2016	10/31/2021	\$ 6,400,000.00
RFP-00327 Department(s):	ACOUSTIC GUNSHOT DETECTION SOLUTION POLICE	10/4/2016	10/31/2021	\$ 3,717,859.73
8757-1/18-1 Department(s):	ELECTRICAL & ELECTRONICS TOOLS,PARTS-PRE SEAPORT	4/1/2014	6/7/2019	\$ 60,000,000.00
FB-00431 Department(s):	SWIMMING POOL HEATER MAINTENANCE FIRE AND RESCUE; PARKS, RECREATION AND OPEN SPACES	11/1/2016	10/31/2021	\$ 282,250.00
RFP-00133 Department(s):	JOINT DEVELOPMENT AT DOUGLAS RD METRORAI TRANSPORTATION AND PUBLIC WORKS	8/29/2016	8/31/2046	\$ 1.00
9551-1/21-1 Department(s):	FLOOR CLEANING MACHINES, PRE-QUAL POOL TRANSPORTATION AND PUBLIC WORKS; SEAPORT; WATER AND SEWER	7/1/2017	6/30/2022	\$ 405,000.00
RTQ-00310 Department(s):	CATERING SERVICES COMMUNITY ACTION AND HUMAN SERVICES; FIRE AND RESCUE; TRANSPORTATION AND PUBLIC WORKS; POLICE; SEAPORT; WATER AND SEWER	3/1/2016	2/28/2024	\$ 3,069,000.00
6502-1/21-1 Department(s):	WELDING EQUIP,SUPPLIES & ACCESSORIE-PREQ AVIATION; CORRECTIONS AND REHABILITATION; FIRE AND RESCUE; INTERNAL SERVICES DEPARTMENT; TRANSPORTATION AND PUBLIC WORKS; PARKS, RECREATION AND OPEN SPACES; SEAPORT; SOLID WASTE; WATER AND SEWER	4/1/2017	3/31/2022	\$ 1,683,000.00
8073-1/20-1 Department(s):	VETERINARY SUPPLIES & PHARM - PREQUAL ANIMAL SERVICES; PARKS, RECREATION AND OPEN SPACES	2/1/2017	1/31/2022	\$ 4,070,000.00
FB-00409 Department(s):	ELECTION BALLOTS INTERNAL SERVICES DEPARTMENT	11/2/2016	11/30/2021	\$ 286,700.00
FB-00289 Department(s):	BOILERS AND WATER HEATERS MAINTENANCE/INS PUBLIC HOUSING AND COMMUNITY DEVELOPMENT	4/1/2016	3/31/2021	\$ 835,000.00
RFP-00322 Department(s):	DERIVATIVE PRODUCTS ADVISOR SVCS FINANCE	11/15/2016	11/30/2019	\$ 750,000.00
559459-1/19-1 Department(s):	NAVTEX SOFTWARE FOR ORACLE MWM SYSTEM WATER AND SEWER	9/15/2016	9/14/2019	\$ 30,000.00
FB-00411 Department(s):	VEHICLE TRACKING DEVICES AND SERVICES ANIMAL SERVICES; AVIATION; COMMUNITY ACTION AND HUMAN SERVICES; CORRECTIONS AND REHABILITATION; FIRE AND RESCUE; INTERNAL SERVICES DEPARTMENT; INTERNAL SERVICES DEPARTMENT; INTERNAL SERVICES DEPARTMENT; INTERNAL SERVICES DEPARTMENT; TRANSPORTATION AND PUBLIC WORKS; REGULATORY AND ECONOMIC RESOURCES; PARKS, RECREATION AND OPEN SPACES; SOLID WASTE; WATER AND SEWER	12/1/2016	11/30/2021	\$ 3,229,720.00
9574-0/17 Department(s):	MOBILE MATERIALS HANDLING EQUIPMENT-PREQ PUBLIC HOUSING AND COMMUNITY DEVELOPMENT; POLICE	8/8/2012	8/31/2022	\$ 15,405,000.00
RFP-00321 Department(s):	LABORATORY INFORMATION MANAGEMENT SYSTEM INFORMATION TECHNOLOGY; POLICE	11/16/2016	11/30/2021	\$ 2,030,000.00
9301-0/20 Department(s):	MULTIFUNCTIONAL DEVICE PURCH/MAINT-PREQ TRANSPORTATION AND PUBLIC WORKS; TRANSPORTATION AND PUBLIC WORKS; TRANSPORTATION AND PUBLIC WORKS; TRANSPORTATION AND PUBLIC WORKS;	8/1/2011	7/31/2021	\$ 34,000,000.00
6831-1/21-1 Department(s):	TRICYCLES-PUR/PARTS/ACC & REPAIR SVC PREQ AVIATION; POLICE; PARKS, RECREATION AND OPEN SPACES; SEAPORT	2/1/2017	1/31/2022	\$ 474,000.00
559863-1/26 Department(s):	INET SYSTEMS/PARTS/MAINT AVIATION	1/1/2017	12/31/2022	\$ 5,270,000.00
060B2490021 Department(s):	COMMERCIAL OFF THE SHELF SOFTWARE (COTS) INFORMATION TECHNOLOGY	5/10/2016	9/30/2027	\$ 15,090,000.00
RTQ-00448 Department(s):	DELL HARDWARE, SOFTWARE, CLOUD SOLUTIONS INFORMATION TECHNOLOGY; LIBRARY	12/22/2016	12/31/2019	\$ 990,000.00
BW9403-3/19-3 Department(s):	LOCAL TELECOMMUNICATION SERVICES INFORMATION TECHNOLOGY	11/16/2016	11/15/2019	\$ 41,200,000.00
RFP-00376 Department(s):	SMALL BUSINESS DEVELOPMENT SOFTWARE INFORMATION TECHNOLOGY	12/16/2016	12/15/2019	\$ 394,000.00
5731-1/22-1 Department(s):	SUPPLY OF NATURAL GAS WATER AND SEWER	5/1/2017	4/30/2022	\$ 46,000,000.00
L9843-0/20 Department(s):	DIGITAL AIRWARE MAINTENANCE & SUPPORT FIRE AND RESCUE	4/21/2016	4/30/2021	\$ 65,000.00
FB-00367 Department(s):	KITCHEN PAPER & PLASTIC DISPOSABLE SUPPL CORRECTIONS AND REHABILITATION; COMMUNITY ACTION AND HUMAN SERVICES; PUBLIC HOUSING AND COMMUNITY DEVELOPMENT; COMMUNITY ACTION AND HUMAN SERVICES; CORRECTIONS AND REHABILITATION; INTERNAL SERVICES DEPARTMENT; TRANSPORTATION AND PUBLIC WORKS; POLICE; PARKS, RECREATION AND OPEN SPACES; SOLID WASTE; WATER AND SEWER	1/1/2017	1/31/2022	\$ 5,804,000.00

Contract Amount	Description	Effective Date	Expiration Date	Contract Amount
L2605-1/26	SIEMENS BUILDING MANAGEMENT SYSTEM-MAINT	1/1/2017	6/30/2022	\$ 11,863,000.00
Department(s):	FIRE AND RESCUE; INTERNAL SERVICES DEPARTMENT; SEAPORT; WATER AND SEWER			
FB-00149	SHOES AND BOOTS FOR COUNTY USE	11/1/2015	10/31/2020	\$ 7,496,000.00
Department(s):	INTERNAL SERVICES DEPARTMENT			
FB-00349	GRANT/STAND ASSEMBLY/DISASSEMBLY SERVICES	1/15/2017	12/31/2021	\$ 790,000.00
Department(s):	PARKS, RECREATION AND OPEN SPACES			
RTQ-00457	DOCK LEVELERS PURCHASE INSTALL & REPAIR	2/1/2017	1/31/2025	\$ 406,500.00
Department(s):	AVIATION; INTERNAL SERVICES DEPARTMENT; TRANSPORTATION AND PUBLIC WORKS			
FB-00432	COURIER SERVICES (PICK-UP AND DELIVERY)	2/1/2017	1/31/2022	\$ 637,000.00
Department(s):	ANIMAL SERVICES; COMMUNICATIONS; LIBRARY; POLICE; REGULATORY AND ECONOMIC RESOURCES; PARKS, RECREATION AND OPEN SPACES; CITIZENS' INDEPENDENT TRANSPORTATION TRUST; WATER AND SEWER			
FB-00441	TIRES FOR PASSENGER & COMMERCIAL VEHICLE	2/1/2017	1/31/2022	\$ 1,000,000.00
Department(s):	AVIATION; FIRE AND RESCUE; INTERNAL SERVICES DEPARTMENT			
RTQ-00462	ASSET MARKETING	1/11/2017	1/31/2022	\$ 1.00
Department(s):	MANAGEMENT AND BUDGET			
EPP-RFP910-2(2)	BALLOT COLLATING/VERIFICATION-PACKAGING	5/1/2017	4/30/2020	\$ 270,000.00
Department(s):	INTERNAL SERVICES DEPARTMENT			
7765-1/22-1	BODY BAGS / EVIDENCE BAGS	6/1/2017	5/31/2022	\$ 244,000.00
Department(s):	MEDICAL EXAMINER			
1046-1/21-1	REFRIGERANT GASES, PRE-QUALIFICATION	6/1/2017	5/31/2022	\$ 5,001,200.00
Department(s):	AVIATION; CORRECTIONS AND REHABILITATION; FIRE AND RESCUE; INTERNAL SERVICES DEPARTMENT; TRANSPORTATION AND PUBLIC WORKS; POLICE; PARKS, RECREATION AND OPEN SPACES; SEAPORT; WATER AND SEWER; PUBLIC HOUSING AND COMMUNITY DEVELOPMENT			
EPP-RFP792-1(2)	GOLF INSTR. & RELATED SVCS PALMETTO GOLF	3/1/2017	8/31/2019	\$ 1.00
Department(s):	PARKS, RECREATION AND OPEN SPACES			
BW9463-2/26-1	ELECTRONIC PATIENT CARE REPORTING(EPCR)	2/1/2017	1/31/2022	\$ 1,600,000.00
Department(s):	FIRE AND RESCUE			
RFP-00096	COMPRESSED NATURAL GAS PROGRAM FOR MDT	1/30/2017	1/29/2027	\$ 321,660,000.00
Department(s):	TRANSPORTATION AND PUBLIC WORKS			
RFP-00318	OPERATION OF CRANDON MARINA	2/10/2017	2/28/2022	\$ 1.00
Department(s):	PARKS, RECREATION AND OPEN SPACES			
RFP-00181	WATER SPORTS CONCESSION AT CRANDON PARK	2/14/2017	2/28/2022	\$ 890,000.00
Department(s):	PARKS, RECREATION AND OPEN SPACES			
IB-00166	BOTTLED WATER, DISPENSERS, AND BOTTLES	8/1/2015	7/31/2020	\$ 1,418,300.00
Department(s):	TRANSPORTATION AND PUBLIC WORKS			
L-440000195	AIRPORT SECURITY COMMUNICATIONS	2/24/2017	2/28/2023	\$ 8,158,000.00
Department(s):	AVIATION			
102115-BBB	SCHOOL BUSES WITH RELATED PARTS & SVC.	2/28/2017	11/17/2019	\$ 1,629,612.36
Department(s):	CORRECTIONS AND REHABILITATION; PARKS, RECREATION AND OPEN SPACES			
8233-1/22-1	LIQUIFIED PETROLEUM GAS (LPG)	10/1/2017	9/30/2022	\$ 1,042,900.00
Department(s):	AVIATION; CORRECTIONS AND REHABILITATION; INFORMATION TECHNOLOGY; FIRE AND RESCUE; INTERNAL SERVICES DEPARTMENT; INTERNAL SERVICES DEPARTMENT; INTERNAL SERVICES DEPARTMENT; TRANSPORTATION AND PUBLIC WORKS; POLICE; PARKS, RECREATION AND OPEN SPACES; SOLID WASTE; WATER AND SEWER; COMMUNITY ACTION AND HUMAN SERVICES; PUBLIC HOUSING AND COMMUNITY DEVELOPMENT; FIRE AND RESCUE; POLICE			
BW8207-2/12-3	GIS ENTERPRISE LICENSE AND MAINTENANCE	11/1/2015	10/31/2023	\$ 8,125,000.00
Department(s):	INFORMATION TECHNOLOGY			
1298-1/21-1	PLANT MATERIAL & TREE SERVICES PRE-QUAL	3/1/2017	2/28/2022	\$ 22,474,561.56
Department(s):	AVIATION; COMMUNITY ACTION AND HUMAN SERVICES; CORRECTIONS AND REHABILITATION; CULTURAL AFFAIRS; FIRE AND RESCUE; INTERNAL SERVICES DEPARTMENT; LIBRARY; TRANSPORTATION AND PUBLIC WORKS; POLICE; REGULATORY AND ECONOMIC RESOURCES; PARKS, RECREATION AND OPEN SPACES; SEAPORT; SOLID WASTE; VIZCAYA MUSEUM AND GARDENS; WATER AND SEWER; COMMUNITY ACTION AND HUMAN SERVICES; FIRE AND RESCUE; PUBLIC HOUSING AND COMMUNITY DEVELOPMENT; PARKS, RECREATION AND OPEN SPACES			
FB-00461	AQUATIC WEED HARVEST BOATS	3/15/2017	3/31/2020	\$ 915,992.00
Department(s):	TRANSPORTATION AND PUBLIC WORKS			
9535-1/21-1	TOOLS & ACCESSORIES-PRE-QUALIFICATION	5/1/2017	4/30/2022	\$ 10,994,000.06
Department(s):	ANIMAL SERVICES; AVIATION; COMMUNITY ACTION AND HUMAN SERVICES; CORRECTIONS AND REHABILITATION; INFORMATION TECHNOLOGY; FIRE AND RESCUE; INTERNAL SERVICES DEPARTMENT; LIBRARY; TRANSPORTATION AND PUBLIC WORKS; POLICE; REGULATORY AND ECONOMIC RESOURCES; PARKS, RECREATION AND OPEN SPACES; SEAPORT; SOLID WASTE; VIZCAYA MUSEUM AND GARDENS; WATER AND SEWER; COMMUNITY ACTION AND HUMAN SERVICES; PUBLIC HOUSING AND COMMUNITY DEVELOPMENT; INTERNAL SERVICES DEPARTMENT; INTERNAL SERVICES DEPARTMENT; TRANSPORTATION AND PUBLIC WORKS			
EPP-RFP-00388	ANIMAL SHELTER CONCESSIONS	3/15/2017	3/31/2020	\$ 10,800.00
Department(s):	ANIMAL SERVICES			
7778-1/22-1	SAMPLE TESTING BOTTLES	9/1/2017	8/31/2022	\$ 266,000.00
Department(s):	REGULATORY AND ECONOMIC RESOURCES; WATER AND SEWER			
FB-00466	EMC STORAGE UPGRADE, MAINT AND SUPPORT	3/8/2017	3/7/2020	\$ 697,363.65
Department(s):	INFORMATION TECHNOLOGY			
30133	BEHAVIORAL WATER EFFICIENCY SOFTWARE	3/9/2017	6/30/2019	\$ 34,482.00
Department(s):	WATER AND SEWER			
FB-00446	TOWING SERVICES	3/13/2017	3/31/2022	\$ 6,107,000.00
Department(s):	AVIATION; FIRE AND RESCUE; INTERNAL SERVICES DEPARTMENT; TRANSPORTATION AND PUBLIC WORKS			
110515-TTI	PUBLIC SECTOR ADMINISTRATIVE SOFT & SERV	3/8/2017	12/15/2019	\$ 900,000.00
Department(s):	INFORMATION TECHNOLOGY			
BW9910-0/20	HISTORICAL EXHIBITION AT AVIATION GALLERY	3/16/2017	4/30/2020	\$ 123,873.00
Department(s):	AVIATION			
EPP-RFP807-1(2)	GOLF PRO SERVICES AT COUNTY CLUB OF MIA	5/1/2017	7/31/2019	\$ 1.00
Department(s):	PARKS, RECREATION AND OPEN SPACES			
SS8172-3/26-2	HELICOPTER AIRFRAME OVERHAUL SERVICES	3/20/2017	3/19/2022	\$ 6,150,000.00
Department(s):	FIRE AND RESCUE			
FB-00325	ANIMAL FOOD	3/20/2017	3/31/2022	\$ 3,570,000.00
Department(s):	ANIMAL SERVICES; AVIATION; CORRECTIONS AND REHABILITATION; POLICE; PARKS, RECREATION AND OPEN SPACES			
00093490021	COMMERCIAL OFF THE SHELF SOFTWARE (COTS)	5/10/2016	9/30/2027	\$ 15,090,000.00
Department(s):	INFORMATION TECHNOLOGY			
8441-0/19	MEDICAL SUPPLIES & RELATED ITEMS	3/1/2014	8/31/2019	\$ 18,307,000.00
Department(s):	COMMUNITY ACTION AND HUMAN SERVICES			
7767-1/21-1	WHITE FLYER CLAY TARGETS	7/1/2017	6/30/2022	\$ 695,000.00
Department(s):	PARKS, RECREATION AND OPEN SPACES			
FB-00504	PUBLIC HOUSING ANSWERING SERVICE	4/1/2017	3/31/2022	\$ 150,000.00
Department(s):	PUBLIC HOUSING AND COMMUNITY DEVELOPMENT			
FB-00445	LOCATION OF UNDERGROUND UTILITIES	4/1/2017	3/31/2022	\$ 2,880,000.00
Department(s):	TRANSPORTATION AND PUBLIC WORKS; WATER AND SEWER			
6819-5/17-5	PUMPS & MOTORS/PURCH/REPAIR/PREQUAL	5/1/2017	7/31/2023	\$ 106,353,654.76
Department(s):	CORRECTIONS AND REHABILITATION; INTERNAL SERVICES DEPARTMENT; LIBRARY; TRANSPORTATION AND PUBLIC WORKS; POLICE; REGULATORY AND ECONOMIC RESOURCES; PARKS, RECREATION AND OPEN SPACES; SEAPORT; SOLID WASTE; WATER AND SEWER; PUBLIC HOUSING AND COMMUNITY DEVELOPMENT; AVIATION			
SS7889-0/22	RAPIDSCAN EQUIPMENT MAINTANCE AND REPAIR	4/1/2017	3/31/2022	\$ 188,459.00
Department(s):	AVIATION			
7263-1/21-1	ELECTRICAL CONTROL PANELS-PRE-QUAL	4/1/2017	3/31/2022	\$ 4,635,000.00
Department(s):	AVIATION; INTERNAL SERVICES DEPARTMENT; TRANSPORTATION AND PUBLIC WORKS; TRANSPORTATION AND PUBLIC WORKS; SEAPORT; WATER AND SEWER			
RTQ-00313	MGMT ADVISORY CONSULTING SVCS POOL	7/1/2016	6/30/2022	\$ 950,000.00
Department(s):	FINANCE			
RTQ-00410	HEAD START/EARLY HEAD START PRGM RELATED	4/1/2017	3/31/2026	\$ 5,850,000.00
Department(s):	COMMUNITY ACTION AND HUMAN SERVICES			
RFP742-1(2)	RISK MANAGEMENT INFORMATION SYSTEM	11/1/2016	10/31/2021	\$ 1,007,500.00
Department(s):	INTERNAL SERVICES DEPARTMENT			
FB-00484	IMMOBILIZATION BACKBOARDS	4/5/2017	3/31/2022	\$ 150,000.00
Department(s):	FIRE AND RESCUE			
IB-00488	INTERNALLY ILLUMINATED STREET NAME SIGNS	9/15/2017	9/30/2022	\$ 90,000.00
Department(s):	TRANSPORTATION AND PUBLIC WORKS			
4572-1/17-1	CONTINUOUS STOCK PIN FEED PAPER-PREQUAL	7/1/2017	6/30/2021	\$ 1,200,000.00
Department(s):	INFORMATION TECHNOLOGY			
EPPRFP-00402	CASE MANAGEMENT SYSTEM	4/12/2017	4/11/2022	\$ 179,012.83
Department(s):	INSPECTOR GENERAL			
RTQ-00381	INTEGRATED PEST MANAGEMENT	3/24/2017	3/31/2025	\$ 11,625,000.00
Department(s):	TRANSPORTATION AND PUBLIC WORKS			
FB-00403	CHILLERS & HVAC EQUIPMENT MAINTENANCE WAS	5/1/2017	4/30/2023	\$ 1,537,000.00
Department(s):	WATER AND SEWER			
RFP83116	MULTI-FUNCTION COPIERS, PRINTERS AND SER	4/19/2017	10/19/2020	\$ 348,234.00
Department(s):	WATER AND SEWER			
SS9744-2/19-2	EQUIFAX CREDIT & RISK ASSESSMENT SVCS	6/1/2017	8/31/2019	\$ 106,875.00
Department(s):	WATER AND SEWER			
FB-00418	GENERATOR, MAINT, REPAIR AND PURCHASE	5/1/2017	4/30/2022	\$ 33,655,000.00
Department(s):	AVIATION; COMMUNITY ACTION AND HUMAN SERVICES; CORRECTIONS AND REHABILITATION; FIRE AND RESCUE; INTERNAL SERVICES DEPARTMENT; TRANSPORTATION AND PUBLIC WORKS; PARKS, RECREATION AND OPEN SPACES; SEAPORT; SOLID WASTE; WATER AND SEWER			
9574-0/17	MOBILE MATERIALS HANDLING EQUIPMENT-PREQ	8/8/2012	8/31/2022	\$ 15,405,000.00
Department(s):	TRANSPORTATION AND PUBLIC WORKS; TRANSPORTATION AND PUBLIC WORKS; TRANSPORTATION AND PUBLIC WORKS			
7963-1/22-1	BUILDING MATERIALS - PRE-QUALIFICATION	9/1/2017	8/31/2022	\$ 19,906,600.00
Department(s):	ANIMAL SERVICES; AVIATION; COMMUNITY ACTION AND HUMAN SERVICES; CORRECTIONS AND REHABILITATION; COMMUNICATIONS; FIRE AND RESCUE; COMMUNICATIONS; INTERNAL SERVICES DEPARTMENT; LIBRARY; TRANSPORTATION AND PUBLIC WORKS; POLICE; REGULATORY AND ECONOMIC RESOURCES; PARKS, RECREATION AND OPEN SPACES; SEAPORT; SOLID WASTE; VIZCAYA MUSEUM AND GARDENS; WATER AND SEWER; AVIATION; COMMUNITY ACTION AND HUMAN SERVICES; PUBLIC HOUSING AND COMMUNITY DEVELOPMENT; COMMUNITY ACTION AND HUMAN SERVICES; FIRE AND RESCUE; POLICE			
6490-1/21-1	CONSTRUCTION CHEMICALS/PROT COATING-PREQ	5/1/2017	4/30/2022	\$ 10,300,000.00
Department(s):	PUBLIC HOUSING AND COMMUNITY DEVELOPMENT; AVIATION; FIRE AND RESCUE; INTERNAL SERVICES DEPARTMENT; TRANSPORTATION AND PUBLIC WORKS; PARKS, RECREATION AND OPEN SPACES; SEAPORT; SOLID WASTE; VIZCAYA MUSEUM AND GARDENS; WATER AND SEWER			
FB-00418	GENERATOR, MAINT, REPAIR AND PURCHASE	5/1/2017	4/30/2022	\$ 33,655,000.00
Department(s):	COMMUNITY ACTION AND HUMAN SERVICES; PUBLIC HOUSING AND COMMUNITY DEVELOPMENT			

Contract Amount	Description	Effective Date	Expiration Date	Contract Amount
FB-00502	ATM MACHINES/INSTALL & OPERATE INTERNAL SERVICES DEPARTMENT; PARKS, RECREATION AND OPEN SPACES; SEAPORT; WATER AND SEWER; INTERNAL SERVICES DEPARTMENT; PARKS, RECREATION AND OPEN SPACES; SEAPORT; WATER AND SEWER	9/1/2017	8/31/2022	\$ 1.00
Department(s):				
FB-00451	CANNED/BOTTLED BEVERAGES & BOXED SYRUP CORRECTIONS AND REHABILITATION; PARKS, RECREATION AND OPEN SPACES; SEAPORT; COMMUNITY ACTION AND HUMAN SERVICES	4/1/2017	3/31/2022	\$ 491,492.00
Department(s):				
IS397-1/19-1	PRINTING EQUIPMENT REPAIR AND MAINT INTERNAL SERVICES DEPARTMENT	7/1/2017	6/30/2020	\$ 402,000.00
Department(s):				
IB-00526	TRAFFIC CONTROL SWITCH PAC UNITS TRANSPORTATION AND PUBLIC WORKS	6/1/2017	5/31/2022	\$ 75,000.00
Department(s):				
9633-1/22-1	PHOTOGRAPHIC PROCESS/CCTV BROADCAST PREQ COMMUNITY ACTION AND HUMAN SERVICES; COMMUNICATIONS; INFORMATION TECHNOLOGY; FIRE AND RESCUE; COMMUNICATIONS; MEDICAL EXAMINER; POLICE; REGULATORY AND ECONOMIC RESOURCES; PARKS, RECREATION AND OPEN SPACES; SEAPORT; SOLID WASTE; WATER AND SEWER; PUBLIC HOUSING AND COMMUNITY DEVELOPMENT	11/1/2017	10/31/2022	\$ 904,826.00
Department(s):				
FB-00545	METRO RAIL PARKING PERMITS TRANSPORTATION AND PUBLIC WORKS	6/1/2017	5/31/2022	\$ 58,000.00
Department(s):				
FB-00446	TOWING SERVICES	3/13/2017	3/31/2022	\$ 6,107,000.00
Department(s):				
8254-1/22-1	FIRE AND RESCUE; INTERNAL SERVICES DEPARTMENT; TRANSPORTATION AND PUBLIC WORKS; POLICE; REGULATORY AND ECONOMIC RESOURCES; PARKS, RECREATION AND OPEN SPACES; WATER AND SEWER REPRODUCTION & BINDING SCVS - PRE-QUAL COMMUNITY ACTION AND HUMAN SERVICES; COMMUNICATIONS; FINANCE; FIRE AND RESCUE; COMMUNICATIONS; INTERNAL SERVICES DEPARTMENT; REGULATORY AND ECONOMIC RESOURCES; REGULATORY AND ECONOMIC RESOURCES; SEAPORT; SOLID WASTE; WATER AND SEWER; PUBLIC HOUSING AND COMMUNITY DEVELOPMENT	11/1/2017	10/31/2022	\$ 2,108,750.00
Department(s):				
RFP857-1(2)	ARBITRAGE SERVICE FINANCE	7/1/2017	6/30/2019	\$ 220,000.00
Department(s):				
6276-1/19-1	SECURITY ALARM & CARD ACCESS SYST-PREQUA FIRE AND RESCUE; INTERNAL SERVICES DEPARTMENT; TRANSPORTATION AND PUBLIC WORKS; PARKS, RECREATION AND OPEN SPACES; SEAPORT; SOLID WASTE	1/1/2015	12/31/2019	\$ 30,006,000.00
Department(s):				
RTQ-00078	CISCO EQUIPMENT, SOFTWARE, & MAINT -PREQ INFORMATION TECHNOLOGY	12/1/2014	11/30/2022	\$ 20,774,400.00
Department(s):				
FB-00472	MICROSOFT SOFTWARE LSP INFORMATION TECHNOLOGY	5/15/2017	5/14/2020	\$ 28,600,000.00
Department(s):				
IB-00238-1(1)	INMOTION MULTI-NETWORK MOBILE CO GATEWAY FIRE AND RESCUE	7/21/2017	7/20/2019	\$ 55,059.37
Department(s):				
7312-1/22-1	LIBRARY SUPPLIES-PREQUALIFICATION POOL LIBRARY; PARKS, RECREATION AND OPEN SPACES; VIZCAYA MUSEUM AND GARDENS	1/1/2018	12/31/2022	\$ 400,000.00
Department(s):				
6152-1/22-1	FRAMING OF PROTOCOL DOCUMENTS PREQUAL COMMUNITY ACTION AND HUMAN SERVICES; AVIATION; BOARD OF COUNTY COMMISSIONERS; FIRE AND RESCUE; INTERNAL SERVICES DEPARTMENT; JUVENILE SERVICES; LIBRARY; POLICE; REGULATORY AND ECONOMIC RESOURCES; PARKS, RECREATION AND OPEN SPACES; SEAPORT; SOLID WASTE; WATER AND SEWER	11/1/2017	10/31/2022	\$ 461,200.00
Department(s):				
RTQ-00381	INTEGRATED PEST MANAGEMENT INTERNAL SERVICES DEPARTMENT	3/24/2017	3/31/2025	\$ 11,625,000.00
Department(s):				
FB-00325	ANIMAL FOOD FIRE AND RESCUE	3/20/2017	3/31/2022	\$ 3,570,000.00
Department(s):				
MMS14004	PRESCRIPTION FILLING SERVICES COMMUNITY ACTION AND HUMAN SERVICES; COMMUNITY ACTION AND HUMAN SERVICES	5/24/2017	12/31/2019	\$ 249,600.00
Department(s):				
9136-1/22-1	VENDING MACHINE SERVICES FOR MDT TRANSPORTATION AND PUBLIC WORKS	10/1/2017	9/30/2022	\$ 1.00
Department(s):				
L9567-0/20	ITRAIN EQUIPMENT MAINTENANCE AND SUPPORT FINANCE	6/1/2017	5/31/2020	\$ 64,365.00
Department(s):				
RFP-00342	EMPLOYEE GROUP DENTAL INSURANCE PROG HUMAN RESOURCES	7/1/2017	12/31/2020	\$ 50,960,000.00
Department(s):				
SS9892-1/22	MICROSOFT PREMIER SUPPORT SERVICES INFORMATION TECHNOLOGY	6/1/2017	5/31/2020	\$ 2,003,487.18
Department(s):				
RTQ-00381	INTEGRATED PEST MANAGEMENT	3/24/2017	3/31/2025	\$ 11,625,000.00
Department(s):				
7636-5/19-4	PARKS, RECREATION AND OPEN SPACES; LIBRARY; VIZCAYA MUSEUM AND GARDENS; SOLID WASTE; FIRE AND RESCUE; WATER AND SEWER; COMMUNITY ACTION AND HUMAN SERVICES; POLICE; SEAPORT AIR COMPRESSORS,PARTS/ACCESS/REPAIRS-PRE CORRECTIONS AND REHABILITATION; FIRE AND RESCUE; INTERNAL SERVICES DEPARTMENT; INTERNAL SERVICES DEPARTMENT; TRANSPORTATION AND PUBLIC WORKS; SEAPORT; VIZCAYA MUSEUM AND GARDENS; WATER AND SEWER; AVIATION	1/1/2018	6/30/2019	\$ 2,009,979.80
Department(s):				
SS9909-0/20	PORTABLE X-RAY MAINTENANCE SEAPORT	5/31/2017	5/31/2020	\$ 208,000.00
Department(s):				
FB-00533	BUSINESS CARD PRINTING SERVICE PUBLIC HOUSING AND COMMUNITY DEVELOPMENT	7/1/2017	6/30/2022	\$ 231,845.00
Department(s):				
ITB 2017-032-ND	GREEN PAINT FOR VENETIAN CSWY PARKS, RECREATION AND OPEN SPACES	6/5/2017	2/12/2020	\$ 429,000.00
Department(s):				
FB-00533	BUSINESS CARD PRINTING SERVICE ANIMAL SERVICES; AUDIT AND MANAGEMENT SERVICES; AVIATION; CLERK OF COURTS; CORRECTIONS AND REHABILITATION; COMMUNICATIONS; CULTURAL AFFAIRS; ELECTIONS; INFORMATION TECHNOLOGY; FINANCE; FIRE AND RESCUE; HUMAN RESOURCES; INTERNAL SERVICES DEPARTMENT; JUVENILE SERVICES; LIBRARY; MEDICAL EXAMINER; TRANSPORTATION AND PUBLIC WORKS; POLICE; REGULATORY AND ECONOMIC RESOURCES; PARKS, RECREATION AND OPEN SPACES; SEAPORT; SOLID WASTE; VIZCAYA MUSEUM AND GARDENS; WATER AND SEWER	7/1/2017	6/30/2022	\$ 231,845.00
Department(s):				
RFP-00261	SOUTH FLORIDA VAN POOL PROGRAM TRANSPORTATION AND PUBLIC WORKS	3/16/2017	3/31/2020	\$ 4,050,000.00
Department(s):				
IB9772-3/17-3	ENFOCUS SOFTWARE/LIC/MAINT & TECH SUP SV INTERNAL SERVICES DEPARTMENT	9/10/2017	9/9/2019	\$ 40,000.00
Department(s):				
EPP-WOPR727-9-1(1)	MUNICIPAL ADV COMMITTEE BUDGET REVIEW MANAGEMENT AND BUDGET	7/1/2017	6/30/2019	\$ 50,000.00
Department(s):				
FB-00449	FLUOROSILICIC ACID WATER AND SEWER	8/1/2017	7/31/2022	\$ 2,660,000.00
Department(s):				
L8541-1/25	RELIA-VOTE MAIL BALLOTING SYSTEM MAINT ELECTIONS	7/1/2017	6/30/2022	\$ 4,558,000.00
Department(s):				
FB-00367	KITCHEN PAPER & PLASTIC DISPOSABLE SUPPL COMMUNITY ACTION AND HUMAN SERVICES; PUBLIC HOUSING AND COMMUNITY DEVELOPMENT	1/1/2017	1/31/2022	\$ 5,804,000.00
Department(s):				
9384-1/22-1	APPLIANCES, PARTS, SUPPLIES & SVCS PREQ ANIMAL SERVICES; AVIATION; CLERK OF COURTS; COMMUNITY ACTION AND HUMAN SERVICES; CORRECTIONS AND REHABILITATION; FIRE AND RESCUE; INTERNAL SERVICES DEPARTMENT; INSPECTOR GENERAL; TRANSPORTATION AND PUBLIC WORKS; POLICE; PARKS, RECREATION AND OPEN SPACES; TRANSPORTATION AND PUBLIC WORKS; SEAPORT; SOLID WASTE; WATER AND SEWER; COMMUNITY ACTION AND HUMAN SERVICES; PUBLIC HOUSING AND COMMUNITY DEVELOPMENT	4/1/2018	3/31/2023	\$ 5,703,840.00
Department(s):				
FB-00361	CONTRACT EMPLOYEE SERVICES	7/1/2017	6/30/2022	\$ 118,711,000.00
Department(s):				
RFP-00423	WIRELESS ELECTRONIC CALL FORWARD QUEUING AVIATION	6/19/2017	6/18/2022	\$ 397,680.00
Department(s):				
1088-0/17	LAW ENFORCEMENT EQUIP & SUPPLIES PRE-QUAL POLICE	8/1/2012	9/30/2022	\$ 27,174,000.00
Department(s):				
L7662-2/22	INTERNET ACCESS MANAGED ROUTER SERVICE INFORMATION TECHNOLOGY	6/20/2017	6/30/2019	\$ 1,800,000.00
Department(s):				
FB-00361	CONTRACT EMPLOYEE SERVICES ANIMAL SERVICES; AVIATION; MANAGEMENT AND BUDGET; COMMUNITY ACTION AND HUMAN SERVICES; CORRECTIONS AND REHABILITATION; COMMUNICATIONS; CULTURAL AFFAIRS; ELECTIONS; INFORMATION TECHNOLOGY; FINANCE; FIRE AND RESCUE; HUMAN RESOURCES; INTERNAL SERVICES DEPARTMENT; INTERNAL SERVICES DEPARTMENT; INTERNAL SERVICES DEPARTMENT; INTERNAL SERVICES DEPARTMENT; INTERNAL SERVICES DEPARTMENT; INTERNAL SERVICES DEPARTMENT; LIBRARY; MEDICAL EXAMINER; MIAMI-DADE ECONOMIC ADVOCACY TRUST; TRANSPORTATION AND PUBLIC WORKS; ADMINISTRATIVE OFFICE OF THE COURTS; REGULATORY AND ECONOMIC RESOURCES; PARKS, RECREATION AND OPEN SPACES; TRANSPORTATION AND PUBLIC WORKS; SEAPORT; SOLID WASTE; VIZCAYA MUSEUM AND GARDENS; WATER AND SEWER	7/1/2017	6/30/2022	\$ 118,711,000.00
Department(s):				
L7662-2/22A	ENTERPRISE CLOUD - DBR SERVICES INFORMATION TECHNOLOGY	6/13/2017	6/30/2019	\$ 84,000.00
Department(s):				
ITN15NH-105	LABORATORY SUPPLIES POLICE	10/16/2015	2/12/2020	\$ 5,935,000.00
Department(s):				
BW9918-0/22	FLAGS AND ACCESSORIES FIRE AND RESCUE; INTERNAL SERVICES DEPARTMENT; LIBRARY; POLICE; SEAPORT	7/1/2017	6/30/2022	\$ 250,000.00
Department(s):				
RTQ-00396	MARKETING POOL COMMUNICATIONS	6/1/2017	5/31/2022	\$ 2,500,000.00
Department(s):				
FB-00543	LIVESCAN BACKGROUND SCREENING SERVICES COMMUNITY ACTION AND HUMAN SERVICES; COMMUNITY ACTION AND HUMAN SERVICES; PARKS, RECREATION AND OPEN SPACES	7/1/2017	6/30/2022	\$ 448,000.00
Department(s):				
EPPRFQ-00459	LAKE MAINTENANCE SERVICES PARKS, RECREATION AND OPEN SPACES	7/3/2017	7/31/2020	\$ 651,694.00
Department(s):				
EPPRFP-00384	REGUL PAWIN BSE CONDI AND MGMT SOLUTION INFORMATION TECHNOLOGY	7/1/2017	6/30/2020	\$ 206,096.00
Department(s):				
FB-00557	SPECIALIZED AUTOMOTIVE PARTS AND REPAIR AVIATION; FIRE AND RESCUE; INTERNAL SERVICES DEPARTMENT; PARKS, RECREATION AND OPEN SPACES; WATER AND SEWER	7/5/2017	7/4/2020	\$ 500,000.00
Department(s):				
9733-1/23-1	LED SIGNS REPAIRS SERVICES AVIATION; SEAPORT	5/1/2018	4/30/2023	\$ 151,000.00
Department(s):				
PA-RFP-0515-2	VERIFICATION SERVICES FOR PA PROPERTY APPRAISAL	11/10/2016	11/9/2021	\$ 3,050,803.00
Department(s):				
L9114-1/19-1	HEAD START WEB BASED SOFTWARE COMMUNITY ACTION AND HUMAN SERVICES	8/1/2017	7/31/2019	\$ 140,000.00
Department(s):				
BW9872-1/20	TRAFFIC SIGNAL SYSTEM MODERNIZATION TRANSPORTATION AND PUBLIC WORKS	7/18/2017	7/31/2019	\$ 11,134,971.00
Department(s):				
3921	PURCHASE OF VEHICLES	6/26/2017	1/24/2022	\$ 1,072,687.15
Department(s):				
RTQ-00381	CORRECTIONS AND REHABILITATION; FIRE AND RESCUE; INTERNAL SERVICES DEPARTMENT; REGULATORY AND ECONOMIC RESOURCES; WATER AND SEWER; AVIATION; PARKS, RECREATION AND OPEN SPACES INTEGRATED PEST MANAGEMENT COMMUNITY ACTION AND HUMAN SERVICES	3/24/2017	3/31/2025	\$ 11,625,000.00
Department(s):				
RFP-00429	PROPERTY MANAGEMENT SERVICES PUBLIC HOUSING AND COMMUNITY DEVELOPMENT; PUBLIC HOUSING AND COMMUNITY DEVELOPMENT	7/18/2017	7/31/2020	\$ 1,137,132.50
Department(s):				
EPPRFP-00286	PROPERTY LEASE FOR LAND AT NW 186 STREET INTERNAL SERVICES DEPARTMENT	4/1/2017	3/31/2032	\$ 1.00
Department(s):				
7780-1/22-1	GOLF COURSE SUPPLIES AND ACCESSORIES PARKS, RECREATION AND OPEN SPACES	2/1/2018	1/31/2023	\$ 300,000.00
Department(s):				

Contract Amount	Description	Effective Date	Expiration Date	Contract Amount
17-AT-00-14-00-22-18	WEBECC PLATFORM PRODUCTS	7/25/2017	5/31/2020	
Department(s):	FIRE AND RESCUE			
RTQ-00448	DELL HARDWARE, SOFTWARE, CLOUD SOLUTIONS	12/22/2016	12/31/2019	\$ 990,000.00
Department(s):	INFORMATION TECHNOLOGY			
RFAHEADSTART-(5)	HEAD START PROGRAM POOL	8/1/2017	7/31/2019	\$ 119,714,869.00
Department(s):	COMMUNITY ACTION AND HUMAN SERVICES			
RTQ-00295	PLANS REVIEW AND INSPECTION SERVICES-RTQ	8/1/2017	7/31/2022	\$ 5,000,000.00
Department(s):	REGULATORY AND ECONOMIC RESOURCES			
L411-A	INVESTMENT MANAGEMENT SOFTWARE	7/30/2017	7/29/2020	\$ 221,932.00
Department(s):	AVIATION; FINANCE			
RFP-00520	INVESTIGATIVE AND SURVEILLANCE SVCS	9/1/2017	8/31/2020	\$ 500,000.00
Department(s):	FIRE AND RESCUE; INTERNAL SERVICES DEPARTMENT			
EPPRFP-00485	LAW ENFORCEMENT TRAINING SIMULATOR	8/1/2017	7/31/2020	\$ 274,984.00
Department(s):	POLICE			
L8107-1/20	DECAM INT MAINT & SUPPORT SERVICES	8/1/2017	7/31/2019	\$ 87,337.00
Department(s):	INFORMATION TECHNOLOGY			
RFQ-00007-1(2)	FINANCIAL ADVISORY SERVICES W & S	11/1/2017	10/31/2019	\$ 1,667,000.00
Department(s):	FINANCE			
RFQ-00495	FINANCIAL CONSULTING SERVICES FOR OCITT	8/1/2017	7/31/2020	\$ 750,000.00
Department(s):	CITIZENS' INDEPENDENT TRANSPORTATION TRUST			
RFQ-00009-1(2)	FINANCIAL ADVISORY SVCS. ENTERPRISE SEG.	12/1/2017	11/30/2019	\$ 1,667,000.00
Department(s):	FINANCE			
RFQ-00008-1(2)	FINANCIAL ADVISORY SVCS. GENERAL SEGMENT	11/1/2017	10/31/2019	
Department(s):	FINANCE			
SS9537-0/21	PIPELINE INSPECTIONS	9/1/2017	8/31/2022	\$ 30,000,000.00
Department(s):	WATER AND SEWER			
RTQ-00381	INTEGRATED PEST MANAGEMENT	3/24/2017	3/31/2025	\$ 11,625,000.00
Department(s):	TRANSPORTATION AND PUBLIC WORKS; CORRECTIONS AND REHABILITATION			
RFQ-00211	TOWING SERVICES	8/1/2017	7/31/2022	\$ 50,000.00
Department(s):	POLICE			
RFP-00522	EXTERNAL INDEPENDENT AUDITING SERVICES	8/14/2017	8/31/2021	\$ 351,000.00
Department(s):	CLERK OF COURTS			
FB-00591	INMATE PROPERTY STORAGE CONTAINER	9/1/2017	8/31/2022	\$ 115,000.00
Department(s):	CORRECTIONS AND REHABILITATION			
RFP852	INFORMATION TECHNOLOGY HARDWARE	6/16/2014	6/15/2019	\$ 13,000,000.00
Department(s):	INFORMATION TECHNOLOGY			
RFP-00281	SECURITY GUARD SERVICES FOR HOUSING	9/1/2017	8/31/2020	\$ 8,987,800.00
Department(s):	INTERNAL SERVICES DEPARTMENT			
RFP-00188	SECURITY GUARD SERVICES FOR MDWS	9/1/2017	8/31/2020	\$ 36,196,000.00
Department(s):	WATER AND SEWER			
RFP-00217	SECURITY GUARD AND/OR SCREENING SERVICES	9/1/2017	8/31/2020	\$ 67,158,000.00
Department(s):	INTERNAL SERVICES DEPARTMENT			
RFP643-2(5)	INTEGRATED LIBRARY SYSTEM	7/16/2017	7/15/2020	\$ 1,226,144.00
Department(s):	LIBRARY			
SS1245-3/27-2	ELEVATOR & ESCALATOR MAINT & REPAIR SVCS	10/1/2017	9/30/2022	\$ 38,745,745.92
Department(s):	AVIATION; CORRECTIONS AND REHABILITATION; CULTURAL AFFAIRS; INTERNAL SERVICES DEPARTMENT; TRANSPORTATION AND PUBLIC WORKS; PARKS, RECREATION AND OPEN SPACES; SEAPORT			
FB-00475	REAL TIME OPEN & CLOSED CAPTIONED	9/1/2017	8/31/2022	\$ 223,750.00
Department(s):	COMMUNICATIONS			
FB-00556	LAKE FOUNTAIN MAINTENANCE SERVICES SPTX	10/1/2017	9/30/2020	\$ 26,910.00
Department(s):	PARKS, RECREATION AND OPEN SPACES			
6831-1/21-1	BICYCLES-PUR/PARTS/ACC & REPAIR SVC PREQ	2/1/2017	1/31/2022	\$ 474,000.00
Department(s):	POLICE; PARKS, RECREATION AND OPEN SPACES			
FB-00624	MICROGRAPHIC SERVICES	12/1/2017	11/30/2019	\$ 198,464.00
Department(s):	INFORMATION TECHNOLOGY			
RFQ-00672	NIGHT VISION GOGGLES & OPERATOR TRAINING	9/29/2017	9/28/2022	\$ 184,636.00
Department(s):	FIRE AND RESCUE			
EPP-RFP840-1(3)	ELECTRONIC BIDDING SOLUTION	3/1/2018	2/28/2020	\$ 162,600.00
Department(s):	INTERNAL SERVICES DEPARTMENT			
9780-0/18	TEMP DEBRIS STAGING & REDUCT SITE-PREQUA	4/1/2014	8/31/2019	\$ 82,070,625.00
Department(s):	FIRE AND RESCUE; PARKS, RECREATION AND OPEN SPACES; SOLID WASTE			
RFP775-2(3)	FLEET MANAGEMENT SYSTEM	12/1/2017	11/30/2019	\$ 209,650.00
Department(s):	INTERNAL SERVICES DEPARTMENT			
SS9739-4/23-2	HIGHSCOPE CURRICULUM TRAINING	11/1/2017	10/31/2019	\$ 190,000.00
Department(s):	COMMUNITY ACTION AND HUMAN SERVICES			
EPP-RFP823-1(3)	GARBAGE COLLECTION ROUTING SOLUTION	12/1/2017	11/30/2019	\$ 25,000.00
Department(s):	SOLID WASTE			
FB-00625	LEGAL RESEARCH SERVICES FOR INMATES	11/1/2017	10/31/2019	\$ 260,000.00
Department(s):	CORRECTIONS AND REHABILITATION			
RTQ-00570	CHEMICAL TESTING SUPPLIES/TOXICOLOGY PRE	11/1/2017	10/31/2022	\$ 660,000.00
Department(s):	MEDICAL EXAMINER; REGULATORY AND ECONOMIC RESOURCES; WATER AND SEWER			
BW9928-0/20	BELL MAINTENANCE & INSPECTION	9/6/2017	9/5/2020	\$ 1,750,000.00
Department(s):	FIRE AND RESCUE			
PA-IQ717A	NCOA PROCESSING SERVICES	10/1/2017	9/30/2020	\$ 9,000.00
Department(s):	PROPERTY APPRAISAL			
43211500-WSCA-15ACS1	COMPUTER EQUIPMENT PERIPHERALS & SERVICE	10/16/2017	3/31/2020	\$ 14,247,000.00
Department(s):	INFORMATION TECHNOLOGY			
FB-00487	INMATE UNIFORMS	11/1/2017	10/31/2022	\$ 3,071,000.00
Department(s):	CORRECTIONS AND REHABILITATION			
RFP-00160	COMP CLAIMS MANAGEMENT SYSTEM & SRVCS	8/15/2017	8/31/2022	\$ 9,461,000.00
Department(s):	INTERNAL SERVICES DEPARTMENT			
FB-00592	DEIONIZED WATER SYSTEMS AND SERVICES	11/1/2017	10/31/2022	\$ 121,850.00
Department(s):	MEDICAL EXAMINER; REGULATORY AND ECONOMIC RESOURCES; WATER AND SEWER			
L403(1)	PHOTO IMAGING SYSTEM MAINT AND SUPPORT	10/18/2017	10/31/2020	\$ 439,000.00
Department(s):	INFORMATION TECHNOLOGY			
FB-00678	LAB GASES FOR MEDICAL EXAMINER TOXICOLOG	11/1/2017	10/31/2022	\$ 109,800.00
Department(s):	MEDICAL EXAMINER			
RTQ-00683	VESSEL SIMULATION SERVICES	10/25/2017	10/31/2020	\$ 500,000.00
Department(s):	SEAPORT			
FB-00597	AUTOMOTIVE WINDOW TINTING SERVICES	11/1/2017	10/31/2023	\$ 440,500.00
Department(s):	AVIATION; CORRECTIONS AND REHABILITATION; INFORMATION TECHNOLOGY; FIRE AND RESCUE; TRANSPORTATION AND PUBLIC WORKS; POLICE; REGULATORY AND ECONOMIC RESOURCES; WATER AND SEWER			
PA-0713-(2)-2	TANGIBLE PERSONAL PROPERTY TAX AUDIT SCV	11/1/2017	10/31/2019	\$ 208,000.00
Department(s):	PROPERTY APPRAISAL; PROPERTY APPRAISAL			
RFP733-3(3)	ELECTRONIC CONTENT MANAGEMENT SOLUTION	12/1/2017	11/30/2019	\$ 924,000.00
Department(s):	INFORMATION TECHNOLOGY			
BW0735-1/27	FORENSIC TOXICOLOGY SERVICES	10/26/2017	10/31/2022	\$ 5,098,000.00
Department(s):	POLICE			
FB-00487	INMATE UNIFORMS	11/1/2017	10/31/2022	\$ 3,071,000.00
Department(s):	JUVENILE SERVICES			
FB-00610	AUTOMOTIVE A/C MAINT.,REPAIR,PARTS,LABOR	11/1/2017	10/31/2022	\$ 491,375.00
Department(s):	AVIATION; INTERNAL SERVICES DEPARTMENT			
FB-00505	ANIMAL FOOD FOR ZOOMIAMI	11/1/2017	10/31/2022	\$ 4,600,000.00
Department(s):	PARKS, RECREATION AND OPEN SPACES			
7605-1/22-1	VALVES- GAS/VAPOR, PARTS/SVCS PREQUAL	8/1/2017	7/31/2022	\$ 2,399,000.00
Department(s):	WATER AND SEWER			
RFP-00420	PROFESSIONAL VETERINARY SERVICES	11/22/2017	11/30/2020	\$ 886,000.00
Department(s):	ANIMAL SERVICES; AVIATION; CORRECTIONS AND REHABILITATION; POLICE			
FB-00486	BUS AND TRAIN OPERATOR UNIFORMS	1/1/2018	12/31/2022	\$ 4,041,000.00
Department(s):	AVIATION; TRANSPORTATION AND PUBLIC WORKS			
FB-00601	MORGUE TRANSPORTATION CARTS	12/1/2017	11/30/2019	\$ 62,000.00
Department(s):	MEDICAL EXAMINER			
RFP14-06-1	AUTOMATED FARE COLLECTION SYSTEM	12/1/2017	11/30/2019	\$ 100,716.00
Department(s):	TRANSPORTATION AND PUBLIC WORKS			
FB-00509	TRASH COMPACTORS	12/5/2017	12/31/2022	\$ 252,000.00
Department(s):	AVIATION; FIRE AND RESCUE			
RFP-00417	AUTOMATED BICYCLE RENTAL & SHARE PROGRAM	11/29/2017	11/30/2022	\$ 1.00
Department(s):	TRANSPORTATION AND PUBLIC WORKS			
BW9203-3/21-2	RADIO COMMUNICATION SYSTEM	10/1/2017	9/30/2019	\$ 1,200,000.00
Department(s):	INFORMATION TECHNOLOGY			
43211500-WSCA-15ACS1	COMPUTER EQUIPMENT PERIPHERALS & SERVICE	10/16/2017	3/31/2020	\$ 14,247,000.00
Department(s):	INFORMATION TECHNOLOGY			
SS9553-3/20-3	SESAC MUSIC LICENSE	1/1/2017	12/31/2019	\$ 41,868.00
Department(s):	MANAGEMENT AND BUDGET			
EPP-RFP744-2(2)	GOLF INSTRUCTION AND RELATED SVCS	10/1/2018	9/30/2020	\$ 1.00
Department(s):	PARKS, RECREATION AND OPEN SPACES			
RFP815-1(1)	BROKER SERVICES WASD PROP INS PROGRAM	11/1/2017	10/31/2022	\$ 425,000.00
Department(s):	WATER AND SEWER			
FB-00454	VEHICLE WASH DETERGENTS & WASH FACILITE	2/1/2018	1/31/2023	\$ 1,715,000.00
Department(s):	AVIATION; TRANSPORTATION AND PUBLIC WORKS; SOLID WASTE			

Contract Amount	Description	Effective Date	Expiration Date	Contract Amount
RFP828-2(2) Department(s):	MARKETING AND MANAGEMENT SERVICES MANAGEMENT AND BUDGET	11/1/2018	10/31/2024	\$ 1.00
RTQ-00563 Department(s):	UP-FITTING & MODIFICATIONS OF CO/VEHICLE INTERNAL SERVICES DEPARTMENT	1/1/2018	12/31/2024	\$ 980,000.00
9535-1/23-1 Department(s):	TOOLS & ACCESSORIES-PRE-QUALIFICATION FIRE AND RESCUE; POLICE	5/1/2017	4/30/2022	\$ 10,994,000.06
551245-3/27-2 Department(s):	ELEVATOR & ESCALATOR MAINT & REPAIR SVCS AVIATION	10/1/2017	9/30/2022	\$ 38,745,745.92
FB-00714 Department(s):	ADOBE LICENSES AND MAINTENANCE SUPPORT INFORMATION TECHNOLOGY	1/1/2018	12/31/2020	\$ 900,000.00
RFP-00356 Department(s):	CARE AND CUSTODY SERVICES FOR JSD JUVENILE SERVICES	11/1/2017	10/31/2020	\$ 4,578,000.00
9562-5/22-1 Department(s):	JANITORIAL SERVICES - PRE-QUALIFICATION WATER AND SEWER; INTERNAL SERVICES DEPARTMENT; INTERNAL SERVICES DEPARTMENT	1/1/2018	12/31/2022	\$ 131,816,750.00
GS-07F-0207M Department(s):	BOMB SUITS/SWAT ROBOT POLICE; POLICE	1/4/2018	8/27/2022	\$ 275,000.00
BW9754-5/25-2 Department(s):	CLOUD-HOSTED COMMUNICATION SYSTEM CLERK OF COURTS	1/1/2017	12/31/2019	\$ 378,000.00
EPFRFP-00215-1(3) Department(s):	FINANCIAL ADVISING SERVICES FOR CFFP PUBLIC HOUSING AND COMMUNITY DEVELOPMENT	9/1/2018	8/31/2019	\$ 20,000.00
9562-5/22-1 Department(s):	JANITORIAL SERVICES - PRE-QUALIFICATION POLICE; TRANSPORTATION AND PUBLIC WORKS; TRANSPORTATION AND PUBLIC WORKS; PARKS, RECREATION AND OPEN SPACES; SOLID WASTE; COMMUNITY ACTION AND HUMAN SERVICES; FIRE AND RESCUE; INTERNAL SERVICES DEPARTMENT; PARKS, RECREATION AND OPEN SPACES; INTERNAL SERVICES DEPARTMENT; PARKS, RECREATION AND OPEN SPACES; TRANSPORTATION AND PUBLIC WORKS; CLERK OF COURTS; INTERNAL SERVICES DEPARTMENT; ADMINISTRATIVE OFFICE OF THE COURTS; CULTURAL AFFAIRS; WATER AND SEWER	1/1/2018	12/31/2022	\$ 131,816,750.00
RFP716-3(3) Department(s):	SECURITY GUARD SVCS/SPECIAL TAX DISTRICT PARKS, RECREATION AND OPEN SPACES; TRANSPORTATION AND PUBLIC WORKS	12/1/2017	11/30/2019	\$ 2,000,000.38
RFP717-3(3) Department(s):	SPECIAL TAXING DISTRICT SECURITY GUARD PARKS, RECREATION AND OPEN SPACES; TRANSPORTATION AND PUBLIC WORKS	12/1/2017	11/30/2019	\$ 15,400,000.00
9562-5/22-1 Department(s):	JANITORIAL SERVICES - PRE-QUALIFICATION INTERNAL SERVICES DEPARTMENT; PUBLIC HOUSING AND COMMUNITY DEVELOPMENT; INTERNAL SERVICES DEPARTMENT	1/1/2018	12/31/2022	\$ 131,816,750.00
EPP-RFP8048-1(1) Department(s):	OPERATION OF MDRF CAFETERIA FIRE AND RESCUE	1/1/2018	12/31/2023	\$ 1.00
9562-5/22-1 Department(s):	JANITORIAL SERVICES - PRE-QUALIFICATION TRANSPORTATION AND PUBLIC WORKS; LIBRARY; ANIMAL SERVICES; INTERNAL SERVICES DEPARTMENT; CORRECTIONS AND REHABILITATION; PUBLIC HOUSING AND COMMUNITY DEVELOPMENT	1/1/2018	12/31/2022	\$ 131,816,750.00
RFP-00217 Department(s):	SECURITY GUARD AND/OR SCREENING SERVICES INTERNAL SERVICES DEPARTMENT	9/1/2017	8/31/2020	\$ 67,158,000.00
9562-5/22-1 Department(s):	JANITORIAL SERVICES - PRE-QUALIFICATION ANIMAL SERVICES; CLERK OF COURTS; COMMUNITY ACTION AND HUMAN SERVICES; CULTURAL AFFAIRS; FIRE AND RESCUE; INTERNAL SERVICES DEPARTMENT; LIBRARY; TRANSPORTATION AND PUBLIC WORKS;	1/1/2018	12/31/2022	\$ 131,816,750.00
9427-1/21-1 Department(s):	ADMINISTRATIVE OFFICE OF THE COURTS; POLICE; SEAPORT; WATER AND SEWER PASSENGER LOADING BRIDGES-PREQUAL SEAPORT	10/1/2016	9/30/2021	\$ 88,455,000.00
RTQ-00585 Department(s):	FLAT SHEET AND QUALITY OFFSET PRINT SVC INTERNAL SERVICES DEPARTMENT	4/1/2018	3/31/2023	\$ 3,500,000.00
FB-00068-1(1) Department(s):	LEASE OF GOLF CARTS & TURF/WORK VEHICLES CULTURAL AFFAIRS; PARKS, RECREATION AND OPEN SPACES	2/1/2018	1/31/2021	\$ 1,611,000.00
FB-00603 Department(s):	MAILING SERVICES AVIATION; CLERK OF COURTS; FINANCE; INTERNAL SERVICES DEPARTMENT; LIBRARY; WATER AND SEWER	2/1/2018	1/31/2023	\$ 931,000.00
FB-00586 Department(s):	ELECTRONIC SCALES (PASSENGER BAGGAGE) AVIATION	7/1/2018	6/30/2023	\$ 223,599.40
SS9919-AV Department(s):	MOBILE/PORTABLE PBB AVIATION	1/27/2018	1/26/2023	\$ 172,000.00
FB-00645 Department(s):	ACCESSIBILITY PRODUCTS CONTRACT ELECTIONS; ELECTIONS; ELECTIONS	7/1/2018	6/30/2023	\$ 130,004.19
EPFRFQ-00608 Department(s):	MARKETING AND PUBLIC RELATIONS SERVICES CULTURAL AFFAIRS	2/1/2018	1/31/2021	\$ 1,000,000.00
RTQ-00613 Department(s):	REPAIR SVCS FOR SHOP EQUIP & TOOLS PREQU AVIATION; FIRE AND RESCUE; INTERNAL SERVICES DEPARTMENT; TRANSPORTATION AND PUBLIC WORKS; PARKS, RECREATION AND OPEN SPACES; SEAPORT; WATER AND SEWER; PUBLIC HOUSING AND COMMUNITY DEVELOPMENT	3/1/2018	2/28/2026	\$ 2,043,000.00
9562-5/22-1 Department(s):	JANITORIAL SERVICES - PRE-QUALIFICATION COMMUNITY ACTION AND HUMAN SERVICES	1/1/2018	12/31/2022	\$ 131,816,750.00
FB-00535 Department(s):	SPON. ISLAND MAINTENANCE SERVICES REGULATORY AND ECONOMIC RESOURCES	4/1/2018	3/31/2023	\$ 297,023.40
BW9870-4/21-2 Department(s):	SOUTH DADE HIGH VOLUME SPAY/NEUTER CLINI ANIMAL SERVICES	11/1/2018	10/31/2019	\$ 600,000.00
9253-5/20-4 Department(s):	ART IN PUBLIC PLACES-MISC SVCS AVIATION; CULTURAL AFFAIRS	11/1/2018	10/31/2019	\$ 180,000.00
L-2002-129-1169 Department(s):	COMPUTERIZED COURT CASE MGMT SYSTEM CLERK OF COURTS	3/1/2018	2/28/2023	\$ 1,731,000.00
E9962-0/25 Department(s):	PURCHASE OF BODYSCANNERS CORRECTIONS AND REHABILITATION	2/14/2018	2/13/2025	\$ 423,750.00
RTQ-00578 Department(s):	VARIOUS LABORATORY INSTRUMENTS PRE-QUAL MEDICAL EXAMINER; POLICE; REGULATORY AND ECONOMIC RESOURCES; PARKS, RECREATION AND OPEN SPACES; WATER AND SEWER; POLICE	3/1/2018	2/28/2023	\$ 3,387,000.00
RTQ-00381 Department(s):	INTEGRATED PEST MANAGEMENT INTERNAL SERVICES DEPARTMENT	3/24/2017	3/31/2025	\$ 11,625,000.00
EPFRFP-00470 Department(s):	OSHA HEALTH AND SAFETY TRAINING PROGRAM POLICE; REGULATORY AND ECONOMIC RESOURCES	2/15/2018	2/28/2022	\$ 400,000.00
FB-00512 Department(s):	TRAFFIC CONTROL EQUIPMENT, ACCESSORIES R TRANSPORTATION AND PUBLIC WORKS; POLICE; REGULATORY AND ECONOMIC RESOURCES; PARKS, RECREATION AND OPEN SPACES; SEAPORT; SOLID WASTE; WATER AND SEWER; TRANSPORTATION AND PUBLIC WORKS	3/1/2018	2/28/2023	\$ 2,428,000.00
FB-00399 Department(s):	PURCHASE OF OEM AND OE PARTS AND SVCS FIRE AND RESCUE; INTERNAL SERVICES DEPARTMENT; TRANSPORTATION AND PUBLIC WORKS; POLICE; PARKS, RECREATION AND OPEN SPACES; SEAPORT; SOLID WASTE; WATER AND SEWER; AVIATION	3/1/2018	2/28/2023	\$ 72,135,000.00
FB-00588 Department(s):	CESSNA & TELEDYNE OEM PARTS/REPAIR SER POLICE	3/1/2018	2/28/2023	\$ 454,200.00
RFQ-00460 Department(s):	COUNTY BOND COUNSEL POOL FINANCE	3/1/2018	2/28/2025	\$ 7,000,000.00
3708 Department(s):	VEHICLES, TRAILERS AND EQUIPMENT AVIATION; TRANSPORTATION AND PUBLIC WORKS	2/15/2018	4/5/2021	\$ 1,022,848.46
RFP-00042-2(3) Department(s):	PRIVATE ATTORNEY SERVICES PUBLIC HOUSING AND COMMUNITY DEVELOPMENT	10/1/2018	9/30/2019	\$ 400,000.00
RFP835-1(2) Department(s):	EMPLOYEE DISABILITY PROGRAM HUMAN RESOURCES	1/1/2018	12/31/2019	\$ 12,500,000.00
FB-00630 Department(s):	EMERGENCY MEDICAL SERVICES TRAINING FIRE AND RESCUE	6/1/2018	5/31/2020	\$ 326,000.00
RTQ-00584 Department(s):	NFPA BROCHURES/EDUCATIONAL MATERIALS-PRE FIRE AND RESCUE; REGULATORY AND ECONOMIC RESOURCES	1/1/2018	12/31/2022	\$ 320,000.00
RFP-00025-2(3) Department(s):	EXTERNAL INDEPENDENT AUDITING SERVICES PUBLIC HOUSING AND COMMUNITY DEVELOPMENT	10/1/2018	9/30/2019	\$ 165,000.00
RTQ-00584 Department(s):	NFPA BROCHURES/EDUCATIONAL MATERIALS-PRE FIRE AND RESCUE	1/1/2018	12/31/2022	\$ 320,000.00
RTQ-00439 Department(s):	FURNITURE OFFICE AND NON-OFFICE AVIATION; CLERK OF COURTS; COMMUNITY ACTION AND HUMAN SERVICES; CORRECTIONS AND REHABILITATION; CULTURAL AFFAIRS; INFORMATION TECHNOLOGY; FIRE AND RESCUE; HUMAN RESOURCES; INTERNAL SERVICES DEPARTMENT; INTERNAL SERVICES DEPARTMENT; JUVENILE SERVICES; LIBRARY; MEDICAL EXAMINER; TRANSPORTATION AND PUBLIC WORKS; ADMINISTRATIVE OFFICE OF THE COURTS; POLICE; REGULATORY AND ECONOMIC RESOURCES; PARKS, RECREATION AND OPEN SPACES; SEAPORT; SOLID WASTE; WATER AND SEWER; COMMUNITY ACTION AND HUMAN SERVICES; FIRE AND RESCUE; PUBLIC HOUSING AND COMMUNITY DEVELOPMENT; POLICE	3/1/2018	2/29/2020	\$ 32,702,860.00
BW9730-0/22 Department(s):	TOXICOLOGY SUPPORT SERVICES REGULATORY AND ECONOMIC RESOURCES	2/22/2018	2/28/2022	\$ 250,000.00
L9007-3/23-1 Department(s):	PRIORITY DISPATCH PRO QA - MDPD INFORMATION TECHNOLOGY	3/1/2018	2/29/2020	\$ 324,000.00
GS-07F-5525R Department(s):	SENTRILOGN CAMERA/AUDIO SURVEILLANCE AVIATION	3/5/2018	12/12/2019	\$ 236,500.00
8111-1/23-1 Department(s):	PROMOTIONAL ITEMS - PREQUALIFICATION ANIMAL SERVICES; AVIATION; BOARD OF COUNTY COMMISSIONERS; CLERK OF COURTS; COMMUNITY ACTION AND HUMAN SERVICES; CORRECTIONS AND REHABILITATION; COMMUNICATIONS; CULTURAL AFFAIRS; FIRE AND RESCUE; HUMAN RESOURCES; INTERNAL SERVICES DEPARTMENT; INSPECTOR GENERAL; JUDICIAL ADMINISTRATION; JUVENILE SERVICES; LIBRARY; MEDICAL EXAMINER; MIAMI-DADE ECONOMIC ADVOCACY TRUST; TRANSPORTATION AND PUBLIC WORKS; POLICE; REGULATORY AND ECONOMIC RESOURCES; PARKS, RECREATION AND OPEN SPACES; SEAPORT; SOLID WASTE; WATER AND SEWER	7/1/2018	6/30/2023	\$ 3,977,000.00
6276-1/19-1 Department(s):	SECURITY ALARM & CARD ACCESS SYST-PREQUA WATER AND SEWER	1/1/2015	12/31/2019	\$ 30,006,000.00
8111-1/23-1 Department(s):	PROMOTIONAL ITEMS - PREQUALIFICATION COMMUNITY ACTION AND HUMAN SERVICES; PUBLIC HOUSING AND COMMUNITY DEVELOPMENT; POLICE	7/1/2018	6/30/2023	\$ 3,977,000.00
SS8423-2/27-1 Department(s):	MATRIX SECURITY SYSTEM AVIATION	3/1/2018	2/28/2023	\$ 3,521,000.00
L532 Department(s):	PARK & REC BUSINESS MGMT SYSTEM INFORMATION TECHNOLOGY	1/1/2018	9/30/2020	\$ 415,000.00
E9968-FR Department(s):	MDFR EMERGENCY PHARMACEUTICALS PURCHASE FIRE AND RESCUE	3/9/2018	3/8/2020	\$ 250,000.00
9599-2/20-2 Department(s):	AUTOMATED PLAYOUT SOLUTION - MDTV COMMUNICATIONS	5/1/2018	4/30/2020	\$ 14,500.00
43211500-WSCA-15ACS1 Department(s):	COMPUTER EQUIPMENT PERIPHERALS & SERVICE INFORMATION TECHNOLOGY	10/16/2017	3/31/2020	\$ 14,247,000.00

Contract Amount	Description	Effective Date	Expiration Date	Contract Amount
55477-1/23-1 Department(s): FB-00622 Department(s):	OIL/WATER SEPARATOR EQUIP MAINT REPAIR INTERNAL SERVICES DEPARTMENT; TRANSPORTATION AND PUBLIC WORKS LABORATORY TESTING AND SAMPLING SERVICES WATER AND SEWER	10/1/2018	9/30/2023	\$ 3,187,000.00
L7968-0/21-1 Department(s):	MUNICIPAL CODIFICATION SERVICES	4/1/2018	3/31/2023	\$ 2,973,000.00
9176-1/23-1 Department(s):	CLERK OF COURTS RECREATIONAL ITEMS:FURNISH & DEL PREQUAL CORRECTIONS AND REHABILITATION; FIRE AND RESCUE; PARKS, RECREATION AND OPEN SPACES	5/1/2018	4/30/2021	\$ 95,000.00
ITB-16-042-CV Department(s):	EMERGENCY CLEANUP & RESTORATION SERVICES	5/1/2018	4/30/2023	\$ 999,000.00
L9763-1/23-1 Department(s):	INTERNAL SERVICES DEPARTMENT AMBULANCE STRETCHER MAINT & REPAIR FIRE AND RESCUE	3/19/2018	9/5/2019	\$ 310,000.00
RFP-00572 Department(s):	POLYGRAPH EXAMINATION SERVICES CORRECTIONS AND REHABILITATION; TRANSPORTATION AND PUBLIC WORKS; POLICE	1/1/2019	12/31/2023	\$ 450,000.00
559737-1/23-1 Department(s):	CELLEBRITE FORENSIC SYSTEM/FSB POLICE	4/1/2018	3/31/2023	\$ 1,242,000.00
8446-5/17-1 Department(s):	CONSTRUCTION EQUIPMENT RENTAL SOLID WASTE; WATER AND SEWER	5/1/2018	4/30/2023	\$ 140,000.00
EPFRFQ-00401 Department(s):	CONTAINERIZED CARGO CONSULTANT SEAPORT	4/1/2013	3/31/2023	\$ 44,819,000.00
L499-2/22 Department(s):	LIBRARY SELF-CHECKOUT SYSTEM LIBRARY	3/26/2018	3/25/2023	\$ 900,000.00
RFP540-5(5) Department(s):	BUS PASSENGER BENCH PROGRAM TRANSPORTATION AND PUBLIC WORKS	5/1/2018	4/30/2023	\$ 444,000.00
RFQ-00722 Department(s):	FIRE HYDRANTS AND ASSOCIATED PARTS WATER AND SEWER; AVIATION	3/1/2018	8/31/2019	\$ 1.00
FB-00816 Department(s):	BUILDING MANAGEMENT SERVICES AT TKG CORRECTIONS AND REHABILITATION	4/1/2018	3/31/2021	\$ 975,000.00
L7397-0/23 Department(s):	PITNEY BOWES (FINALIST) INFORMATION TECHNOLOGY	4/1/2018	3/31/2020	\$ 231,580.00
FB-00744 Department(s):	RUNWAY RUBBER REMOVAL AVIATION	4/1/2018	3/31/2023	\$ 150,315.65
L8861-0/20 Department(s):	TELECOM EXPENSE MANAGEMENT SYSTEM INFORMATION TECHNOLOGY	5/1/2018	4/30/2023	\$ 640,000.00
9562-5/22-1 Department(s):	JANITORIAL SERVICES - PRE QUALIFICATION PARKS, RECREATION AND OPEN SPACES	3/16/2018	6/15/2019	\$ 131,250.00
RFP861-1(4) Department(s):	SUNPASS/TOLL-BY-PLATE SOLUTION PARKS, RECREATION AND OPEN SPACES	1/1/2018	12/31/2022	\$ 131,816,750.00
RFP800-1(1) Department(s):	SPECIAL TRANSPORTATION SERVICE (STS) TRANSPORTATION AND PUBLIC WORKS	6/1/2018	5/31/2023	\$ 1,900,000.00
BW9975-0/22 Department(s):	2018 CADILLAC XTS LEASE SAO INTERNAL SERVICES DEPARTMENT	4/1/2018	3/31/2023	\$ 208,343,635.00
RTQ-00854 Department(s):	GOLF CART AND TURF VEHICLE RENTAL (PREQ) TRANSPORTATION AND PUBLIC WORKS; PARKS, RECREATION AND OPEN SPACES; SEAPORT	4/16/2018	4/15/2022	\$ 37,552.39
RFP878-3(3) Department(s):	SECTION 8 VOUCHER PROGRAM SERVICES PUBLIC HOUSING AND COMMUNITY DEVELOPMENT	5/1/2018	4/30/2022	\$ 224,000.00
FB-00715 Department(s):	SODIUM PERMANGANATE AND STORAGE TANKS WATER AND SEWER	7/1/2018	9/30/2019	\$ 9,341,250.00
FB-00794 Department(s):	SUMMER FOOD SERVICE PROGRAM COMMUNITY ACTION AND HUMAN SERVICES	6/1/2018	5/31/2023	\$ 2,376,000.00
FB-00701 Department(s):	MICROBIOLOGY SPECIALIZED LAB TESTING SER REGULATORY AND ECONOMIC RESOURCES; WATER AND SEWER	5/1/2018	4/30/2023	\$ 4,679,000.00
FB-00831 Department(s):	TESTING & CERTIFICATION SVCS REGULATORY AND ECONOMIC RESOURCES; TRANSPORTATION AND PUBLIC WORKS	6/1/2018	5/31/2024	\$ 475,600.00
RTQ-00313 Department(s):	NIGHT ADVISORY CONSULTING SVCS POOL PUBLIC HOUSING AND COMMUNITY DEVELOPMENT	6/1/2018	5/31/2024	\$ 475,600.00
RTQ-00858 Department(s):	LITHO INKS,PLATES,COATINGS,CHEM PREQUAL INTERNAL SERVICES DEPARTMENT	7/1/2016	6/30/2022	\$ 950,000.00
L9866-4/21-2 Department(s):	E-NOTIFY SYSTEM INFORMATION TECHNOLOGY	5/1/2018	4/30/2020	\$ 200,000.00
8915-5/19-5 Department(s):	WELDING REPAIRS, MACH SHOP/ PREQUAL AVIATION; CORRECTIONS AND REHABILITATION; FIRE AND RESCUE; INTERNAL SERVICES DEPARTMENT; INTERNAL SERVICES DEPARTMENT; LIBRARY; MEDICAL EXAMINER; TRANSPORTATION AND PUBLIC WORKS; PARKS, RECREATION AND OPEN SPACES; SEAPORT; WATER AND SEWER; PUBLIC HOUSING AND COMMUNITY DEVELOPMENT	7/22/2018	7/21/2019	\$ 180,180.00
PA-559892-1/22 Department(s):	MICROSOFT SUPPORT SERVICES PROPERTY APPRAISAL	7/1/2018	9/30/2019	\$ 9,341,250.00
1233-5/19-4 Department(s):	ELEVATOR MAINT SVC/MODERNIZATION-PREQUA AVIATION; COMMUNITY ACTION AND HUMAN SERVICES; CORRECTIONS AND REHABILITATION; CULTURAL AFFAIRS; COMMUNITY ACTION AND HUMAN SERVICES; INTERNAL SERVICES DEPARTMENT; LIBRARY; TRANSPORTATION AND PUBLIC WORKS; POLICE; PARKS, RECREATION AND OPEN SPACES; SEAPORT; WATER AND SEWER	6/1/2018	8/31/2019	\$ 3,060,173.28
RTQ-00687 Department(s):	PREQUALIFICATION FOR ELEVATORS,ESCALATOR AVIATION; PUBLIC HOUSING AND COMMUNITY DEVELOPMENT; INTERNAL SERVICES DEPARTMENT; TRANSPORTATION AND PUBLIC WORKS; SEAPORT	5/1/2018	4/30/2023	\$ 44,448,000.00
1233-5/19-4 Department(s):	ELEVATOR MAINT SVC/MODERNIZATION-PREQUA PUBLIC HOUSING AND COMMUNITY DEVELOPMENT	6/1/2018	8/31/2019	\$ 3,060,173.28
FB-00730 Department(s):	UPHOLSTERY AND REFURBISHING SVCS-PREQUAL TRANSPORTATION AND PUBLIC WORKS	5/1/2018	4/30/2023	\$ 271,278.00
RFP8481-2/22-2 Department(s):	AUTOMATED FARE COLLECTION SYSTEM TRANSPORTATION AND PUBLIC WORKS	6/1/2018	5/31/2023	\$ 6,073,289.00
RFP758-3(3) Department(s):	ELECTRONIC TRAFFIC CRASH REPORT SYSTEM POLICE	4/3/2018	4/2/2020	\$ 1.00
PA-BW612-2018-5 Department(s):	REAL ESTATE DATA INFORMATION PROPERTY APPRAISAL	4/7/2018	4/6/2023	\$ 500,000.00
RTQ-00742 Department(s):	ANTENNA TOWER,INSTALLATION,MAINT & REPAI INFORMATION TECHNOLOGY	5/1/2018	4/30/2021	\$ 990,000.00
9176-1/23-1 Department(s):	RECREATIONAL ITEMS:FURNISH & DEL PREQUAL PARKS, RECREATION AND OPEN SPACES	6/16/2014	6/15/2019	\$ 13,000,000.00
RFP852 Department(s):	INFORMATION TECHNOLOGY HARDWARE INFORMATION TECHNOLOGY	5/11/2018	9/22/2022	\$ 286,857.00
CS-07F-0388M-2 Department(s):	LAW ENFORCEMENT AND SECURITY EQUIPMENT POLICE	5/1/2018	4/30/2023	\$ 227,000.00
FB-00786 Department(s):	TIRE REMOVAL AND DISPOSAL SERVICES AVIATION; FIRE AND RESCUE; INTERNAL SERVICES DEPARTMENT; TRANSPORTATION AND PUBLIC WORKS; PARKS, RECREATION AND OPEN SPACES; SEAPORT; WATER AND SEWER; FIRE AND RESCUE; INTERNAL SERVICES DEPARTMENT; TRANSPORTATION AND PUBLIC WORKS; WATER AND SEWER	6/1/2018	5/31/2023	\$ 1,660,600.00
FB-00685 Department(s):	POLIO SHIRTS ANIMAL SERVICES; AVIATION; CLERK OF COURTS; COMMUNITY ACTION AND HUMAN SERVICES; CORRECTIONS AND REHABILITATION; COMMUNICATIONS; INFORMATION TECHNOLOGY; INTERNAL SERVICES DEPARTMENT; INTERNAL SERVICES DEPARTMENT; INTERNAL SERVICES DEPARTMENT; INTERNAL SERVICES DEPARTMENT; INTERNAL SERVICES DEPARTMENT; INTERNAL SERVICES DEPARTMENT; INTERNAL SERVICES DEPARTMENT; INSPECTOR GENERAL; JUVENILE SERVICES; LIBRARY; MEDICAL EXAMINER; TRANSPORTATION AND PUBLIC WORKS; POLICE; REGULATORY AND ECONOMIC RESOURCES; PARKS, RECREATION AND OPEN SPACES; SEAPORT; SOLID WASTE; WATER AND SEWER; COMMUNITY ACTION AND HUMAN SERVICES; PUBLIC HOUSING AND COMMUNITY DEVELOPMENT	5/15/2018	2/19/2022	\$ 2,107,000.00
44102100-17-1 Department(s):	MAIL PROCESSING EQUIPMENT ANIMAL SERVICES; AVIATION; CLERK OF COURTS; CULTURAL AFFAIRS; ELECTIONS; FINANCE; FIRE AND RESCUE; INTERNAL SERVICES DEPARTMENT; INTERNAL SERVICES DEPARTMENT; LIBRARY; MEDICAL EXAMINER; MIAMI-DADE ECONOMIC ADVOCACY TRUST; POLICE; PARKS, RECREATION AND OPEN SPACES; REGULATORY AND ECONOMIC RESOURCES; SEAPORT; WATER AND SEWER	6/1/2018	5/31/2028	\$ 2,014,000.00
RTQ-00674 Department(s):	RENTAL TRAILERS,TRUCKS AND VANS ANIMAL SERVICES; CORRECTIONS AND REHABILITATION; ELECTIONS; FIRE AND RESCUE; MEDICAL EXAMINER; POLICE; SOLID WASTE	5/15/2018	2/19/2022	\$ 2,107,000.00
44102100-17-1 Department(s):	MAIL PROCESSING EQUIPMENT PUBLIC HOUSING AND COMMUNITY DEVELOPMENT	6/1/2018	5/31/2028	\$ 2,014,000.00
RTQ-00674 Department(s):	RENTAL TRAILERS,TRUCKS AND VANS TRANSPORTATION AND PUBLIC WORKS	5/22/2018	5/21/2020	\$ 500,000.00
E9979-0/20 Department(s):	MEDICAL & MENTAL HEALTH EXPERTS EMERGENC CORRECTIONS AND REHABILITATION	8/1/2018	7/31/2023	\$ 780,369.00
FB-00664 Department(s):	CLEANING AND REPAIR OF BUNKER GEAR FIRE AND RESCUE	9/1/2018	8/31/2023	\$ 309,500.00
5516-1/23-1 Department(s):	ARTS, CRAFTS & CERAMIC SUPPLIES COMMUNITY ACTION AND HUMAN SERVICES; LIBRARY; PARKS, RECREATION AND OPEN SPACES; COMMUNITY ACTION AND HUMAN SERVICES	8/1/2018	7/31/2019	\$ 254,000.00
RFP809-3(4) Department(s):	CONTINUOUS FORM HIGH-SPEED PRINTERS INFORMATION TECHNOLOGY	7/1/2018	6/30/2023	\$ 756,000.00
RTQ-00593 Department(s):	STORAGE CONTAINERS PRE-QUALIFICATION CORRECTIONS AND REHABILITATION; INTERNAL SERVICES DEPARTMENT; TRANSPORTATION AND PUBLIC WORKS; REGULATORY AND ECONOMIC RESOURCES; SOLID WASTE; WATER AND SEWER	6/1/2018	5/31/2023	\$ 5,836,200.00
5038-1/23-1 Department(s):	PUBLIC SAFETY VEHICLE ACCESSORIES-PREQU ANIMAL SERVICES; AVIATION; CORRECTIONS AND REHABILITATION; INFORMATION TECHNOLOGY; FIRE AND RESCUE; INTERNAL SERVICES DEPARTMENT; POLICE; WATER AND SEWER	6/1/2018	5/31/2023	\$ 5,836,200.00
6824-1/23-1 Department(s):	PAPER, FINE REGISTERED MILL BRANDS-PREQU INTERNAL SERVICES DEPARTMENT	6/1/2018	5/31/2023	\$ 11,000,000.00
5038-1/23-1 Department(s):	PUBLIC SAFETY VEHICLE ACCESSORIES-PREQU POLICE	6/1/2018	5/31/2023	\$ 5,836,200.00
RTQ-00662 Department(s):	DEWATERING & TANK CLEANING SERVICES-PREQU TRANSPORTATION AND PUBLIC WORKS; WATER AND SEWER	6/1/2018	5/31/2023	\$ 14,800,000.00
L6479-4/25-1 Department(s):	TRANE BLDG AUTOMATED SYSTEM (BAS) WATER AND SEWER	7/1/2018	6/30/2020	\$ 216,000.00
FB-00301-1 Department(s):	AQUEOUS AMMONIA WATER AND SEWER; WATER AND SEWER	6/1/2018	5/31/2020	\$ 1,341,000.00
BW-00199 Department(s):	FINANCIAL AND P3 ADVISORY SERVICES FINANCE	4/26/2018	4/25/2020	\$ 1,850,000.00

Contract Amount	Description	Effective Date	Expiration Date	Contract Amount
EPP-RFP818-4(4)	OPA-LOCKA AIRPORT CONTROL TOWER SOLUTION Department(s): AVIATION	9/1/2018	8/31/2019	\$ 74,000.00
RTQ-00573	METERS FOR WATER SERVICE-PARTS/ACCESSORI Department(s): WATER AND SEWER	6/1/2018	5/31/2023	\$ 9,000,000.00
FB-00775	DISPOSABLE INSERTS Department(s): CORRECTIONS AND REHABILITATION	6/18/2018	4/30/2023	\$ 1,000,000.00
RTQ-00620	PROCESS CONTROL & INSTRUMENTATION EQPMNT Department(s): REGULATORY AND ECONOMIC RESOURCES; WATER AND SEWER	6/18/2018	6/17/2023	\$ 15,060,000.00
FB-00718	NUTS, BOLTS & CONNECTORS W/INVENTORY SVCS Department(s): AVIATION; TRANSPORTATION AND PUBLIC WORKS	7/1/2018	6/30/2023	\$ 305,000.00
RFP693-4(5)	MDHA PROP. INS. PROGRAM BROKER SERVICES Department(s): INTERNAL SERVICES DEPARTMENT	7/2/2018	7/1/2019	\$ 35,000.00
RTQ-00626	AUDIO VISUAL EQUIPMENT AND SUPPLIES AVIATION; CLERK OF COURTS; COMMUNITY ACTION AND HUMAN SERVICES; CORRECTIONS AND REHABILITATION; COMMUNICATIONS; CULTURAL AFFAIRS; INFORMATION TECHNOLOGY; FIRE AND RESCUE; INTERNAL SERVICES DEPARTMENT; INTERNAL SERVICES DEPARTMENT; INTERNAL SERVICES DEPARTMENT; INTERNAL SERVICES DEPARTMENT; INTERNAL SERVICES DEPARTMENT; INTERNAL SERVICES DEPARTMENT; INSPECTOR GENERAL; JUDICIAL ADMINISTRATION; LIBRARY; MEDICAL EXAMINER; MIAMI-DADE ECONOMIC ADVOCACY TRUST; TRANSPORTATION AND PUBLIC WORKS; POLICE; REGULATORY AND ECONOMIC RESOURCES; PARKS, RECREATION AND OPEN SPACES; SEAPORT; SOLID WASTE; WATER AND SEWER Department(s):	8/1/2018	7/31/2023	\$ 13,982,000.00
ITB-DOT-17/18-9008	PAVEMENT MARKERS RISED & REFLECTORIZED Department(s): TRANSPORTATION AND PUBLIC WORKS	6/22/2018	9/18/2019	\$ 200,000.00
RTQ-00626	AUDIO VISUAL EQUIPMENT AND SUPPLIES Department(s): FIRE AND RESCUE; POLICE; COMMUNITY ACTION AND HUMAN SERVICES; FIRE AND RESCUE; PUBLIC HOUSING AND COMMUNITY DEVELOPMENT; POLICE	8/1/2018	7/31/2023	\$ 13,982,000.00
FB-00896	DRY CLEANING AND LAUNDRY SERVICE Department(s): ANIMAL SERVICES; CORRECTIONS AND REHABILITATION; INTERNAL SERVICES DEPARTMENT; ADMINISTRATIVE OFFICE OF THE COURTS; POLICE; REGULATORY AND ECONOMIC RESOURCES; SEAPORT	7/1/2018	6/30/2023	\$ 296,800.00
RFP-00567	EMS BILLING Department(s): FIRE AND RESCUE	8/1/2018	7/31/2023	\$ 6,000,000.00
RTQ-00839	INSTALL, REPAIR, & MAINT SVCS FOR NEON Department(s): AVIATION; CULTURAL AFFAIRS	8/1/2018	7/31/2026	\$ 900,000.00
S57944-5/20-4	OPEX EQUIPMENT MAINTENANCE AGREEMENT Department(s): FINANCE	7/1/2018	6/30/2019	\$ 26,237.34
FB-00594	SODIUM HYPOCHLORITE AND CONTAINMENT TANK Department(s): PARKS, RECREATION AND OPEN SPACES	7/1/2018	6/30/2023	\$ 785,000.00
FB-00583	SERVICES VARIOUS SPECIALIZED FIRE EQUIP Department(s): FIRE AND RESCUE	7/1/2018	6/30/2019	\$ 150,000.00
RFP649-6(6)	INMATE COMMISSARY AND BANKING SERVICES Department(s): CORRECTIONS AND REHABILITATION	8/10/2018	8/9/2019	\$ 172,000.00
9562-5/22-1	JANITORIAL SERVICES - PRE-QUALIFICATION Department(s): FIRE AND RESCUE	1/1/2018	12/31/2022	\$ 131,816,750.00
FB-00631	ENGINE OIL/LUBRICANT FLUIDS & DIESEL FUE Department(s): INTERNAL SERVICES DEPARTMENT; TRANSPORTATION AND PUBLIC WORKS	7/1/2018	6/30/2023	\$ 792,723.00
25100000-18-1	MOTOR VEHICLES Department(s): FIRE AND RESCUE; INTERNAL SERVICES DEPARTMENT; TRANSPORTATION AND PUBLIC WORKS; POLICE; SOLID WASTE; WATER AND SEWER	6/26/2018	11/16/2019	\$ 1,682,275.81
9748-1/20-1	CCTV CAMERAS AND EQUIPMENT PRE-QUAL POOL Department(s): AVIATION; POLICE	7/1/2018	6/30/2020	\$ 350,000.00
9562-5/22-1	JANITORIAL SERVICES - PRE-QUALIFICATION Department(s): WATER AND SEWER	1/1/2018	12/31/2022	\$ 131,816,750.00
FB-00828	BATTERIES Department(s): AVIATION; CORRECTIONS AND REHABILITATION; FIRE AND RESCUE; INTERNAL SERVICES DEPARTMENT; INTERNAL SERVICES DEPARTMENT; TRANSPORTATION AND PUBLIC WORKS; POLICE; PARKS, RECREATION AND OPEN SPACES; SEAPORT; SOLID WASTE; WATER AND SEWER	7/1/2018	6/30/2024	\$ 461,400.00
L9867-1/20-1(1)	SCALE HOUSE SYSTEM MAINTENANCE SUPPORT Department(s): SOLID WASTE	8/1/2018	7/31/2020	\$ 123,500.00
S59862-0/23	EZIO SYSTEM AND SUPPLIES Department(s): FIRE AND RESCUE	7/1/2018	6/30/2023	\$ 800,000.00
FB-00642	BALLOT ON DEMAND PRINTER RENTALS Department(s): ELECTIONS	7/1/2018	6/30/2022	\$ 2,955,000.00
BW9875-2/20-1	WEBSITE QUALITY ASSURANCE HOSTED SERVICE Department(s): COMMUNICATIONS	8/1/2018	7/31/2019	\$ 18,040.00
9562-5/22-1	JANITORIAL SERVICES - PRE-QUALIFICATION Department(s): TRANSPORTATION AND PUBLIC WORKS	1/1/2018	12/31/2022	\$ 131,816,750.00
FB-00929	HEARING IMPAIRED SMOKE ALARMS Department(s): FIRE AND RESCUE	7/9/2018	7/31/2019	\$ 81,450.00
046-PP03-1	MILK AND DAIRY PRODUCTS Department(s): CORRECTIONS AND REHABILITATION; COMMUNITY ACTION AND HUMAN SERVICES; PUBLIC HOUSING AND COMMUNITY DEVELOPMENT	7/16/2018	7/15/2019	\$ 510,200.00
RTQ-00694	METAL TRASH AND GARBAGE CONTAINERS-PREQ Department(s): REGULATORY AND ECONOMIC RESOURCES; PARKS, RECREATION AND OPEN SPACES; SOLID WASTE	4/3/2018	4/2/2026	\$ 1,000,000.00
9646-2/24-1	TIME CLOCK TERMINALS Department(s): AVIATION	8/8/2018	8/7/2021	\$ 90,000.00
RFP-00200	ERP IMPLEMENTATION & RELATED SERVICES Department(s): INFORMATION TECHNOLOGY	7/30/2018	10/31/2022	\$ 48,283,000.00
S59948-4/23	ELECT STAKE OUT GPS UNITS Department(s): INFORMATION TECHNOLOGY	6/4/2018	6/30/2020	\$ 96,500.00
EPP-RFP875-1(1)	PUBLIC ART COLLECTION APPRAISAL Department(s): cu	4/1/2019	3/31/2024	\$ 200,000.00
6640-8/18-8	M/A-COM RADIO COMPONENTS & SVC-PREQUAL Department(s): ce	7/19/2018	8/18/2019	\$ 1,083,333.00
FB-00654	FIREFIGHTER PROTECTIVE UNIFORMS Department(s): FIRE AND RESCUE	8/1/2018	7/31/2023	\$ 4,500,000.00
RTQ-00494-1(2)	PET RETENTION VET CARE PROGRAM Department(s): ANIMAL SERVICES	8/1/2018	7/31/2019	\$ 85,000.00
RTQ-00580	HYDRAULIC PARTS, SUPPLIES & REPAIR SERVI Department(s): AVIATION; CORRECTIONS AND REHABILITATION; FIRE AND RESCUE; INTERNAL SERVICES DEPARTMENT; TRANSPORTATION AND PUBLIC WORKS; PARKS, RECREATION AND OPEN SPACES; SEAPORT; SOLID WASTE; WATER AND SEWER; PUBLIC HOUSING AND COMMUNITY DEVELOPMENT	8/1/2018	7/31/2026	\$ 9,937,000.00
RTQ-00618	EMERGENCY DEBRIS REMOVAL PREQ. Department(s): AVIATION; COMMUNITY ACTION AND HUMAN SERVICES; CORRECTIONS AND REHABILITATION; FIRE AND RESCUE; PUBLIC HOUSING AND COMMUNITY DEVELOPMENT; INTERNAL SERVICES DEPARTMENT; TRANSPORTATION AND PUBLIC WORKS; POLICE; PARKS, RECREATION AND OPEN SPACES; TRANSPORTATION AND PUBLIC WORKS; SEAPORT; SOLID WASTE; WATER AND SEWER	8/1/2018	7/31/2023	\$ 125,105,000.00
FB-00599	VEGETATION CONTROL FOR METROAIRL TRACKS Department(s): PARKS, RECREATION AND OPEN SPACES	8/1/2018	7/31/2021	\$ 113,700.00
9562-5/22-1	JANITORIAL SERVICES - PRE-QUALIFICATION Department(s): INTERNAL SERVICES DEPARTMENT; PARKS, RECREATION AND OPEN SPACES	1/1/2018	12/31/2022	\$ 131,816,750.00
FB-00673	RETRO-NONRETROREFLECTIVE SIGN MAERIALS Department(s): AVIATION; TRANSPORTATION AND PUBLIC WORKS; SEAPORT	8/1/2018	7/31/2023	\$ 724,000.00
RTQ-00798	TRUCK SCALE PURCHASE, MAINT. AND REPAIR Department(s): SEAPORT; SOLID WASTE	9/1/2018	8/31/2028	\$ 2,370,000.00
L7220-0/22	LEVI, RAY & SHOUP SOFTWARE M&S AGREEMENT Department(s): INFORMATION TECHNOLOGY	8/1/2018	7/31/2022	\$ 234,000.00
FB-00779	WASTE TRANSFER TRAILERS Department(s): SOLID WASTE	8/1/2018	7/31/2023	\$ 5,406,000.00
FB-00716	LIQUID FERRIC SULFATE AND STORAGE EQUIPM Department(s): WATER AND SEWER	8/1/2018	7/31/2023	\$ 22,818,000.00
EPP-RFP8570-10(10)	ELECTRONIC VOTING SYSTEM Department(s): COMMUNICATIONS; INFORMATION TECHNOLOGY	6/11/2018	6/10/2019	\$ 78,000.00
FB-00680	ACCESS CONTROL POINT BARRIER SYSTEMS Department(s): AVIATION	5/1/2018	4/30/2023	\$ 2,714,000.00
9562-5/22-1	JANITORIAL SERVICES - PRE-QUALIFICATION Department(s): FIRE AND RESCUE	1/1/2018	12/31/2022	\$ 131,816,750.00
L9865-0/21-1	REVERSE 311 SMS TEXT/MASS CALL SYSTEM Department(s): INFORMATION TECHNOLOGY	9/1/2018	8/31/2021	\$ 396,063.00
RTQ-00676	GASOLINE AND DIESEL Department(s): ANIMAL SERVICES; AVIATION; CORRECTIONS AND REHABILITATION; FIRE AND RESCUE; INTERNAL SERVICES DEPARTMENT; INTERNAL SERVICES DEPARTMENT; TRANSPORTATION AND PUBLIC WORKS; POLICE; PARKS, RECREATION AND OPEN SPACES; SEAPORT; SOLID WASTE; WATER AND SEWER; PUBLIC HOUSING AND COMMUNITY DEVELOPMENT	11/1/2018	10/31/2023	\$ 301,303,000.00
MMS15001-3(3)	PHARMACEUTICAL SUPPLIES Department(s): FIRE AND RESCUE	11/1/2018	10/31/2019	\$ 874,000.00
S59650-3/24	COMPREHENSIVE FINANCIAL INVESTIGATIVE SO Department(s): POLICE	8/23/2018	8/22/2021	\$ 94,290.00
MMS15001-3(3)	PHARMACEUTICAL SUPPLIES Department(s): FIRE AND RESCUE	11/1/2018	10/31/2019	\$ 874,000.00
IB8894-1/23-1	SATELLITE PHONES & RELATED SVCS-PRE-QUAL Department(s): FIRE AND RESCUE	10/1/2018	9/30/2023	\$ 199,400.00
390-000-13-1	POTABLE WATER & FOOD GRADE ICE-EMERGENCY Department(s): FIRE AND RESCUE	8/6/2018	2/28/2023	\$ 1,000,000.00
RTQ-00381	INTEGRATED PEST MANAGEMENT Department(s): CULTURAL AFFAIRS	3/24/2017	3/31/2025	\$ 11,625,000.00
RTQ-00916	TARPAULIN COVERS & ACCESSORIES/FURN/INST Department(s): CORRECTIONS AND REHABILITATION; FIRE AND RESCUE; INTERNAL SERVICES DEPARTMENT; WATER AND SEWER	9/1/2018	8/31/2023	\$ 227,500.00

Contract Amount	Description	Effective Date	Expiration Date	Contract Amount
58554-2/20-2	NICE DVARS MAINTENANCE & SUPPORT SERVICE	9/1/2018	8/31/2021	\$ 7,965,000.00
Department(s):	AVIATION; TRANSPORTATION AND PUBLIC WORKS; POLICE; SEAPORT			
RTQ-00837	PUR/REP/MAINT OF PHYSICAL FITNESS EQUIP	9/1/2018	8/31/2022	\$ 870,000.00
Department(s):	AVIATION; CORRECTIONS AND REHABILITATION; FIRE AND RESCUE; POLICE; PARKS, RECREATION AND OPEN SPACES			
BW9951-0/23	AIRPORT SURFACE MANAGEMENT SYSTEM	9/1/2018	8/31/2023	\$ 3,535,000.00
Department(s):	AVIATION			
RFP-00615	EMPLOYEE BENEFITS CONSULTING SERVICES	8/21/2018	8/31/2021	\$ 995,000.00
Department(s):	HUMAN RESOURCES			
9562-5/22-1	JANITORIAL SERVICES - PRE-QUALIFICATION	1/1/2018	12/31/2022	\$ 131,816,750.00
Department(s):	TRANSPORTATION AND PUBLIC WORKS			
EPP-RFP850-1(2)	OPER. OF WATERSPORTS AT MATHESON HAMMOCK	9/1/2018	8/31/2020	\$ 1.00
Department(s):	PARKS, RECREATION AND OPEN SPACES			
RTQ-00566	INJECTION WELLS PREQUALIFICATION POOL	9/1/2018	8/31/2023	\$ 112,500,000.00
Department(s):	WATER AND SEWER			
18-042	EQUIPMENT, KITCHEN AND OEM PARTS, PURCHASE	8/22/2018	3/26/2023	\$ 500,000.00
Department(s):	FIRE AND RESCUE			
E9988-MT	BRIDGE REPAIRS	8/23/2018	8/22/2019	\$ 250,000.00
Department(s):	TRANSPORTATION AND PUBLIC WORKS			
06082490022	IT NETWORK HARDWARE & SECURITY SERVICES	9/24/2015	11/14/2027	\$ 8,590,000.00
Department(s):	INFORMATION TECHNOLOGY			
L7514-1/20-1	KOVA RECORDING SYSTEM MAINT & REPAIR SVC	9/1/2018	8/31/2020	\$ 55,000.00
Department(s):	INFORMATION TECHNOLOGY			
RTQ-00923	LOCKS AND SECURITY HARDWARE	9/1/2018	2/29/2020	\$ 982,000.00
Department(s):	AVIATION; CORRECTIONS AND REHABILITATION; FIRE AND RESCUE; INTERNAL SERVICES DEPARTMENT; LIBRARY; TRANSPORTATION AND PUBLIC WORKS; POLICE; PARKS, RECREATION AND OPEN SPACES; SEAPORT; SOLID WASTE; WATER AND SEWER; COMMUNITY ACTION AND HUMAN SERVICES; PUBLIC HOUSING AND COMMUNITY DEVELOPMENT			
BW9985-0/22	LEASE OF 2018 LINCOLN CONTINENTAL	9/5/2018	9/4/2022	\$ 40,000.00
Department(s):	INTERNAL SERVICES DEPARTMENT			
BW7944-0/23	OPEX FALCON RED 72 PROCESSORS	9/10/2018	3/6/2023	\$ 249,951.00
Department(s):	FINANCE			
RTQ-00439	FURNITURE OFFICE AND NON-OFFICE	3/1/2018	2/29/2020	\$ 32,702,860.00
Department(s):	SEAPORT			
RFP651-7(15)	GROUND TRANSPORTATION SYSTEM	10/1/2018	9/30/2019	\$ 90,097.87
Department(s):	SEAPORT			
BW9162-4/20(3)	FORENSIC ODONTOLOGY	10/1/2018	9/30/2019	\$ 110,000.00
Department(s):	MEDICAL EXAMINER			
9360-1/23-1	HAILING & DISPOSAL OF EMERGENCY DEBRIS	1/1/2019	12/31/2023	\$ 90,000,000.00
Department(s):	SOLID WASTE			
RFP713-4(5)	MDAD AIRPORT LAB. INS. PROG. BROKER SVCS	10/2/2018	10/1/2019	\$ 25,000.00
Department(s):	INTERNAL SERVICES DEPARTMENT			
RFP-00020-2(2)	EMPLOYEE GROUP VISION INSURANCE PROG.	1/1/2019	12/31/2020	\$ 1,541,000.00
Department(s):	HUMAN RESOURCES			
9562-5/22-1	JANITORIAL SERVICES - PRE-QUALIFICATION	1/1/2018	12/31/2022	\$ 131,816,750.00
Department(s):	POLICE			
FB-00634	JANITORIAL SUPPLIES AND RELATED ITEMS	10/1/2018	9/30/2023	\$ 9,252,000.00
Department(s):	COMMUNITY ACTION AND HUMAN SERVICES; PUBLIC HOUSING AND COMMUNITY DEVELOPMENT; ANIMAL SERVICES; AVIATION; COMMUNITY ACTION AND HUMAN SERVICES; CORRECTIONS AND REHABILITATION; FIRE AND RESCUE; INTERNAL SERVICES DEPARTMENT; LIBRARY; TRANSPORTATION AND PUBLIC WORKS; POLICE; PARKS, RECREATION AND OPEN SPACES; SEAPORT; SOLID WASTE; WATER AND SEWER			
RFP766-3(4)	ENERGY UTILITY BILLING MANAGEMENT SYSTEM	11/1/2018	10/31/2020	\$ 276,890.00
Department(s):	INTERNAL SERVICES DEPARTMENT			
BW9775-1/23-1	FPJ AGREEMENT TO LEASE DARK FIBER OPTIC	10/1/2018	9/30/2023	\$ 720,000.00
Department(s):	INFORMATION TECHNOLOGY			
RTQ-00866	REFLECTIVE LETTERING, STRIPING & APPLICA	1/1/2019	12/31/2026	\$ 3,505,000.00
Department(s):	AVIATION; CORRECTIONS AND REHABILITATION; FIRE AND RESCUE; INTERNAL SERVICES DEPARTMENT; LIBRARY; TRANSPORTATION AND PUBLIC WORKS; POLICE			
46151504NASPO17ACS-1	BODY ARMOR	9/17/2018	3/15/2020	\$ 2,706,000.00
Department(s):	POLICE			
L9130-5/21-2	IBM HARDWARE, SOFTWARE, MAINTENANCE	11/1/2018	10/31/2019	\$ 6,600,000.00
Department(s):	INFORMATION TECHNOLOGY			
EPPRFP-00559	HERBERT HOOVER MARINA OPERAT & MGMT SER	7/1/2018	6/30/2023	\$ 1.00
Department(s):	PARKS, RECREATION AND OPEN SPACES			
L9240-9/23-3	FOUR ANDOVER BMS; MAINTENANCE	10/1/2018	9/30/2019	\$ 251,875.00
Department(s):	CORRECTIONS AND REHABILITATION; INTERNAL SERVICES DEPARTMENT			
L9228-0/21	ASG SOFTWARE MAINTENANCE AND SUPPORT SER	9/20/2018	9/19/2021	\$ 205,000.00
Department(s):	INFORMATION TECHNOLOGY			
FB-00685	POLO SHIRTS	6/1/2018	5/31/2023	\$ 1,660,600.00
Department(s):	POLICE			
EPPRFP-00602	RADAR-RAINFALL SERVICES	9/1/2018	8/31/2020	\$ 133,000.00
Department(s):	WATER AND SEWER			
3921	PURCHASE OF VEHICLES	6/26/2017	1/24/2022	\$ 1,072,687.15
Department(s):	INTERNAL SERVICES DEPARTMENT; SOLID WASTE; WATER AND SEWER			
9562-5/22-1	JANITORIAL SERVICES - PRE-QUALIFICATION	1/1/2018	12/31/2022	\$ 131,816,750.00
Department(s):	PARKS, RECREATION AND OPEN SPACES; SOLID WASTE			
55969-0/23	BREATHING AIR SYSTEM COMPRESSORS MAINT	9/1/2018	8/31/2023	\$ 200,000.00
Department(s):	FIRE AND RESCUE			
8809-0/19	VEHICLE RENTAL SERVICES	2/17/2015	2/28/2020	\$ 28,569,000.00
Department(s):	PUBLIC HOUSING AND COMMUNITY DEVELOPMENT; PARKS, RECREATION AND OPEN SPACES			
FB-00151	T-SHIRTS	8/1/2015	7/31/2020	\$ 1,389,000.00
Department(s):	POLICE			
RTQ-00381	INTEGRATED PEST MANAGEMENT	3/24/2017	3/31/2025	\$ 11,625,000.00
Department(s):	AVIATION			
RTQ-00249-3(3)	CREDIT UNDERWRITG; SUBSIDY LAYERING PREQUA	1/1/2019	12/31/2019	\$ 150,000.00
Department(s):	PUBLIC HOUSING AND COMMUNITY DEVELOPMENT			
9499-3/20-3	SYMANTEC SOFTWARE LIC & MAINT SVCS PRE-Q	11/1/2018	10/31/2020	\$ 1,450,535.00
Department(s):	INFORMATION TECHNOLOGY			
BW9330-5/20-4	MAINTENANCE SERVICES FOR AUTOMATIC DOORS	1/1/2019	12/31/2019	\$ 1,940,399.00
Department(s):	AVIATION			
9562-5/22-1	JANITORIAL SERVICES - PRE-QUALIFICATION	1/1/2018	12/31/2022	\$ 131,816,750.00
Department(s):	TRANSPORTATION AND PUBLIC WORKS; TRANSPORTATION AND PUBLIC WORKS; INTERNAL SERVICES DEPARTMENT			
RTQ-00381	INTEGRATED PEST MANAGEMENT	3/24/2017	3/31/2025	\$ 11,625,000.00
Department(s):	AVIATION			
L9757-2/28-1	AVIATION SYSTEM	1/1/2019	12/31/2023	\$ 457,794.00
Department(s):	AVIATION			
RTQ-00843	FENCE MATERIALS (PRE-QUAL)	11/1/2018	10/31/2026	\$ 1,663,000.00
Department(s):	CORRECTIONS AND REHABILITATION; FIRE AND RESCUE; INTERNAL SERVICES DEPARTMENT; TRANSPORTATION AND PUBLIC WORKS; PARKS, RECREATION AND OPEN SPACES; SEAPORT; SOLID WASTE			
RTQ-00914	PAINT AND PAINT RELATED ITEMS	11/1/2018	10/31/2023	\$ 8,517,000.00
Department(s):	AVIATION; PUBLIC HOUSING AND COMMUNITY DEVELOPMENT; CORRECTIONS AND REHABILITATION; FIRE AND RESCUE; INTERNAL SERVICES DEPARTMENT; INTERNAL SERVICES DEPARTMENT; INTERNAL SERVICES DEPARTMENT; INTERNAL SERVICES DEPARTMENT; INTERNAL SERVICES DEPARTMENT; SEAPORT; SOLID WASTE; WATER AND SEWER			
RTQ-00843	FENCE MATERIALS (PRE-QUAL)	11/1/2018	10/31/2026	\$ 1,663,000.00
Department(s):	AVIATION			
RTQ-00381	INTEGRATED PEST MANAGEMENT	3/24/2017	3/31/2025	\$ 11,625,000.00
Department(s):	AVIATION			
55982-1/22	MICROSOFT PREMIER SUPPORT SERVICES	6/1/2017	5/31/2020	\$ 2,003,487.18
Department(s):	INFORMATION TECHNOLOGY			
EPPRFP-00792	OPERATION OF CONVENIENCE STORE RKHPP	10/4/2018	10/31/2020	\$ 33,600.00
Department(s):	PUBLIC HOUSING AND COMMUNITY DEVELOPMENT			
06082490022	IT NETWORK HARDWARE & SECURITY SERVICES	9/24/2015	11/14/2027	\$ 8,590,000.00
Department(s):	INFORMATION TECHNOLOGY			
L3798-1/25	AUTOMATED FUELING SYSTEM MAINT - EI WARD	10/19/2018	10/31/2021	\$ 2,909,223.00
Department(s):	FIRE AND RESCUE; INTERNAL SERVICES DEPARTMENT; TRANSPORTATION AND PUBLIC WORKS			
RFO-00769	PARK PLANNING AND PRE-DEVELOPMENT SERVI	10/22/2018	10/31/2023	\$ 4,500,000.00
Department(s):	PARKS, RECREATION AND OPEN SPACES			
L601-2(2)	ELECTRONIC POLL BKS PUR MAINT/SUPPORT	11/1/2018	10/31/2020	\$ 450,000.00
Department(s):	ELECTIONS			
FB-00053-1	VENDING MACHINE SERVICES	6/1/2019	5/31/2024	\$ 1.00
Department(s):	INTERNAL SERVICES DEPARTMENT; PROPERTY APPRAISAL; SEAPORT			
RFP849-2(3)	METER READING SOLUTION	10/31/2018	10/30/2020	\$ 82,499.85
Department(s):	WATER AND SEWER			
559064-10/24-4	UPGRADE AIRFIELD LIGHTING SYSTEM	12/15/2018	12/14/2019	\$ 165,700.00
Department(s):	AVIATION			
7661-5/19-5	TREE TRIMMING & REMOVAL SERVICES-PREQUAL	3/1/2019	2/28/2020	\$ 1,075,000.00
Department(s):	INTERNAL SERVICES DEPARTMENT; LIBRARY; TRANSPORTATION AND PUBLIC WORKS; PARKS, RECREATION AND OPEN SPACES; PARKS, RECREATION AND OPEN SPACES; SEAPORT			
FB-00824	INFO SECURITY AWARENESS TRAINING, MAINT	11/1/2018	10/31/2021	\$ 173,594.19
Department(s):	INFORMATION TECHNOLOGY			
9234-2/18-2	TELECOM SVCS, EQUIP & MATERIALS-PREQUAL	4/1/2016	3/31/2022	\$ 11,660,000.00
Department(s):	INFORMATION TECHNOLOGY			

Contract Amount	Description	Effective Date	Expiration Date	Contract Amount
L7293-2/28-1	ANOMS MAINTENANCE/SUPPORT SERVICES	1/1/2019	12/31/2023	\$ 863,960.00
Department(s):	AVIATION			
RFP-00564	GROUP EMPLOYEE LEGAL SERVICES	1/1/2019	12/31/2023	\$ 11,000,000.00
Department(s):	HUMAN RESOURCES			
FB-00640	SODIUM HYPOCHLORITE AND STORAGE EQUIPMEN	11/1/2018	10/31/2020	\$ 15,840,000.00
Department(s):	WATER AND SEWER			
RTQ-00838	RENTAL OF SPACE AND HOTEL ACCOMODATIONS	12/1/2018	11/30/2023	\$ 925,000.00
Department(s):	COMMUNITY ACTION AND HUMAN SERVICES; JUVENILE SERVICES; TRANSPORTATION AND PUBLIC WORKS; COMMUNITY ACTION AND HUMAN SERVICES			
RTQ-00078	CISCO EQUIPMENT, SOFTWARE, & MAINT -PREQ	12/1/2014	11/30/2022	\$ 20,774,400.00
Department(s):	INFORMATION TECHNOLOGY			
8191-5/20-5	BACKFILE CONVERSION/SCANNING SVCS-PREQUA	12/1/2018	11/30/2020	\$ 687,000.00
Department(s):	FINANCE; REGULATORY AND ECONOMIC RESOURCES; SEAPORT; SOLID WASTE			
9794-1/21-1	PAGER LEASING & SERVICES	1/29/2019	1/28/2022	\$ 176,700.00
Department(s):	AVIATION; CORRECTIONS AND REHABILITATION; INFORMATION TECHNOLOGY; FIRE AND RESCUE; PARKS, RECREATION AND OPEN SPACES; PUBLIC DEFENDER; STATE ATTORNEY'S OFFICE; WATER AND SEWER			
RFP767-3(3)	BROKER SERVICES FOR AIRCRAFT HULL AND IN	1/9/2019	1/8/2020	\$ 14,000.00
Department(s):	INTERNAL SERVICES DEPARTMENT			
EPP-RFP8248-5(5)	VOTER REGISTRATION SYSTEM	12/1/2018	11/30/2020	\$ 700,000.00
Department(s):	ELECTIONS			
L8523-1/28	INOVAH SOFTWARE MAINTENANCE/PROFES SCVS	11/1/2018	10/31/2023	\$ 720,000.00
Department(s):	CLERK OF COURTS; INFORMATION TECHNOLOGY			
EPP-RFP606-1(2)	TROPICAL PARK BATTING CAGES	11/1/2018	10/31/2023	\$ 1.00
Department(s):	PARKS, RECREATION AND OPEN SPACES; PARKS, RECREATION AND OPEN SPACES			
BW9890-0/23	CLEAR ONLINE INVESTIGATIVE SOFTWARE	10/19/2018	10/31/2023	\$ 1,200,000.00
Department(s):	POLICE			
FB-00802	UNIFORMS FOR PHCD	12/1/2018	11/30/2023	\$ 204,000.00
Department(s):	PUBLIC HOUSING AND COMMUNITY DEVELOPMENT			
6938-2/22-1	GARBAGE COLLECTION AND DISPOSAL	12/1/2018	11/30/2020	\$ 5,651,000.00
Department(s):	COMMUNITY ACTION AND HUMAN SERVICES; PUBLIC HOUSING AND COMMUNITY DEVELOPMENT			
BW9995-0/22	2019 NX 300H COMMISSIONER HEYMAN LEASE	11/14/2018	11/31/2021	\$ 21,000.00
Department(s):	INTERNAL SERVICES DEPARTMENT			
6938-2/22-1	GARBAGE COLLECTION AND DISPOSAL	12/1/2018	11/30/2020	\$ 5,651,000.00
Department(s):	ANIMAL SERVICES; AVIATION; COMMUNITY ACTION AND HUMAN SERVICES; CORRECTIONS AND REHABILITATION; CULTURAL AFFAIRS; INTERNAL SERVICES DEPARTMENT; LIBRARY; TRANSPORTATION AND PUBLIC WORKS; PARKS, RECREATION AND OPEN SPACES; SEAPORT; WATER AND SEWER			
EPPRFQ-00027-3(3)	KENNEL SERVICES	2/1/2019	1/31/2020	\$ 81,800.00
Department(s):	ANIMAL SERVICES; AVIATION; POLICE			
PA-FB-00472	MICROSOFT SOFTWARE LSP	6/1/2018	5/14/2020	\$ 200,000.00
Department(s):	PROPERTY APPRAISAL			
RTQ-00862	FIRE SUPPRESSION SERVICES	11/1/2018	10/31/2026	\$ 21,693,000.00
Department(s):	ANIMAL SERVICES; AVIATION; COMMUNITY ACTION AND HUMAN SERVICES; CORRECTIONS AND REHABILITATION; CULTURAL AFFAIRS; FIRE AND RESCUE; INTERNAL SERVICES DEPARTMENT; INTERNAL SERVICES DEPARTMENT; INTERNAL SERVICES DEPARTMENT; LIBRARY; TRANSPORTATION AND PUBLIC WORKS; POLICE; PARKS, RECREATION AND OPEN SPACES; SEAPORT; SOLID WASTE; WATER AND SEWER;			
RFQ-00528	DISCLOSURE COUNSEL POOL	3/1/2018	2/28/2025	\$ 4,900,000.00
Department(s):	FINANCE			
RFQ-00527	AUTHORITY BOND COUNSEL POOL	3/1/2018	2/28/2025	\$ 4,200,000.00
Department(s):	FINANCE			
BW9990-0/22	TPA FOR FLEXIBLE SPENDING ACCOUNTS	10/2/2018	12/31/2022	\$ 233,428.00
Department(s):	INTERNAL SERVICES DEPARTMENT			
FB-01010	INSIGHT BUS SEAT INSERTS	1/1/2019	12/31/2019	\$ 88,932.40
Department(s):	TRANSPORTATION AND PUBLIC WORKS			
FB-00629	AIR EMISSION TESTING	2/1/2019	1/31/2024	\$ 357,413.75
Department(s):	WATER AND SEWER			
EPP-RFP871-1(4)	GPS GOLF COURSE MANAGEMENT SOLUTION	12/1/2018	11/30/2019	\$ 24,500.00
Department(s):	PARKS, RECREATION AND OPEN SPACES			
FB-00937	TAPELESS PRODUCTION SOLUTION MAINT/SERVS	12/1/2018	11/30/2024	\$ 203,457.00
Department(s):	COMMUNICATIONS			
RTQ-00880	SPECIAL EVENT EQUIPMENT RENTAL	2/1/2019	1/31/2027	\$ 5,691,000.00
Department(s):	ANIMAL SERVICES; AVIATION; CORRECTIONS AND REHABILITATION; ELECTIONS; MEDICAL EXAMINER; TRANSPORTATION AND PUBLIC WORKS; REGULATORY AND ECONOMIC RESOURCES; PARKS, RECREATION AND OPEN SPACES; SEAPORT; SOLID WASTE; PUBLIC HOUSING AND COMMUNITY DEVELOPMENT			
RTQ-00918	SIGNS AND BANNERS, PURCHASE & INSTALLATI	5/1/2019	4/30/2024	\$ 3,995,000.00
Department(s):	ANIMAL SERVICES; AVIATION; COMMUNITY ACTION AND HUMAN SERVICES; CULTURAL AFFAIRS; PUBLIC HOUSING AND COMMUNITY DEVELOPMENT; INTERNAL SERVICES DEPARTMENT; LIBRARY; MIAMI-DADE ECONOMIC ADVOCACY TRUST; PARKS, RECREATION AND OPEN SPACES; SEAPORT			
9562-5/22-1	JANITORIAL SERVICES - PRE-QUALIFICATION	1/1/2018	12/31/2022	\$ 131,816,750.00
Department(s):	TRANSPORTATION AND PUBLIC WORKS; TRANSPORTATION AND PUBLIC WORKS; TRANSPORTATION AND PUBLIC WORKS; TRANSPORTATION AND PUBLIC WORKS			
RTQ-00917	UPHOLSTERY AND REFURBISHING SCV- PREQUAL	1/1/2019	12/31/2028	\$ 200,000.00
Department(s):	AVIATION; LIBRARY; TRANSPORTATION AND PUBLIC WORKS			
9562-5/22-1	JANITORIAL SERVICES - PRE-QUALIFICATION	1/1/2018	12/31/2022	\$ 131,816,750.00
Department(s):	FIRE AND RESCUE; ANIMAL SERVICES			
RFP-00126	FORENSIC CASEWORK FOR DNA ANALYSES	10/21/2015	11/30/2020	\$ 3,000,000.00
Department(s):	POLICE			
L9166-1/21-1	ITALIANO ON-LINE REGISTRATION SYSTEM	1/1/2019	12/31/2021	\$ 250,000.00
Department(s):	COMMUNITY ACTION AND HUMAN SERVICES			
559737-1/23-1	CELLEBRITE FORENSIC SYSTEM/FSB	5/1/2018	4/30/2023	\$ 140,000.00
Department(s):	POLICE			
RTQ-00962	RUBBER STAMPS,CUSTOM RUBBER STAMPS & MAR	2/1/2019	1/31/2024	\$ 214,647.00
Department(s):	ANIMAL SERVICES; AVIATION; CLERK OF COURTS; COMMUNITY ACTION AND HUMAN SERVICES; CORRECTIONS AND REHABILITATION; COMMUNICATIONS; ELECTIONS; FIRE AND RESCUE; HUMAN RESOURCES; INTERNAL SERVICES DEPARTMENT; LIBRARY; MEDICAL EXAMINER; TRANSPORTATION AND PUBLIC WORKS; PROPERTY APPRAISAL; POLICE; REGULATORY AND ECONOMIC RESOURCES; PARKS, RECREATION AND OPEN SPACES; SEAPORT; SOLID WASTE; WATER AND SEWER; PUBLIC HOUSING AND COMMUNITY DEVELOPMENT			
BW8360-13/22-10	EMPHASYS PROFESSIONAL SERVICES	9/1/2018	8/31/2019	\$ 475,000.00
Department(s):	PUBLIC HOUSING AND COMMUNITY DEVELOPMENT			
L8523-1/28	INOVAH SOFTWARE MAINTENANCE/PROFES SCVS	11/1/2018	10/31/2023	\$ 720,000.00
Department(s):	INFORMATION TECHNOLOGY			
FB-01026	3/4 TON FLATBED TRUCK WITH LIFTGATE	1/1/2019	12/31/2019	\$ 162,650.40
Department(s):	TRANSPORTATION AND PUBLIC WORKS			
FB-01035	1/2 TON PICKUP TRUCKS	1/1/2019	12/31/2019	\$ 158,766.30
Department(s):	TRANSPORTATION AND PUBLIC WORKS			
81141902VITA18-ACS	IT RESEARCH & ADVISORY SERVICES	12/13/2018	3/13/2021	\$ 930,371.43
Department(s):	INFORMATION TECHNOLOGY			
RFP-00422	CHECKPOINT QUEUE WAIT TIME ANALYZER	12/19/2018	12/31/2023	\$ 2,920,000.00
Department(s):	AVIATION			
FB-00886	BUS, RAIL AND MOVER CAR WASH CHEMICALS	1/1/2019	12/31/2023	\$ 945,710.00
Department(s):	TRANSPORTATION AND PUBLIC WORKS			
9743-0/23-1	GROUND MAINT & PEST CONTROL - PREQUAL	1/1/2019	12/31/2023	\$ 40,944,000.00
Department(s):	CULTURAL AFFAIRS; FIRE AND RESCUE; INTERNAL SERVICES DEPARTMENT; TRANSPORTATION AND PUBLIC WORKS; POLICE; PARKS, RECREATION AND OPEN SPACES; SOLID WASTE; WATER AND SEWER			
9562-5/22-1	JANITORIAL SERVICES - PRE-QUALIFICATION	1/1/2018	12/31/2022	\$ 131,816,750.00
Department(s):	CORRECTIONS AND REHABILITATION			
RTQ-00867	EMERGENCY PUSH & CLEAR AND DEBRIS REMOVA	12/1/2018	11/30/2026	\$ 330,500,000.00
Department(s):	LIBRARY; TRANSPORTATION AND PUBLIC WORKS; PARKS, RECREATION AND OPEN SPACES			
BW7514-15/24-10	450MHZ UHF RADIO SYSTEM UPGRADE PROJECT	12/15/2018	12/14/2019	\$ 2,472,000.00
Department(s):	FIRE AND RESCUE			
9234-2/18-2	TELECOM SVCS, EQUIP & MATERIALS-PREQUAL	4/1/2016	3/31/2022	\$ 11,660,000.00
Department(s):	INFORMATION TECHNOLOGY			
RTQ-00894	IT CONSULTING SERVICES	1/1/2019	12/31/2023	\$ 50,000,000.00
Department(s):	INFORMATION TECHNOLOGY; INFORMATION TECHNOLOGY; INFORMATION TECHNOLOGY			
9743-0/23-1	GROUND MAINT & PEST CONTROL - PREQUAL	1/1/2019	12/31/2023	\$ 40,944,000.00
Department(s):	PARKS, RECREATION AND OPEN SPACES			
FS18-VEH16.0	CAB & CHASSIS TRUCKS AND HEAVY EQUIP	12/21/2018	9/30/2019	\$ 210,332.00
Department(s):	WATER AND SEWER			
FS18-VEL26.0	POLICE RATED,ADMIN & UTILITY VEH,TRUCKS	12/24/2018	9/30/2019	\$ 321,328.00
Department(s):	TRANSPORTATION AND PUBLIC WORKS			
9562-5/22-1	JANITORIAL SERVICES - PRE-QUALIFICATION	1/1/2018	12/31/2022	\$ 131,816,750.00
Department(s):	COMMUNITY ACTION AND HUMAN SERVICES			
FB-00739	LIQUID CARBON DIOXIDE AND STORAGE TANKS	1/1/2019	12/31/2023	\$ 92,100.00
Department(s):	PARKS, RECREATION AND OPEN SPACES			
RTQ-00922	AIRFIELD GUIDANCE SIGNS	1/1/2019	12/31/2023	\$ 7,264,769.00
Department(s):	AVIATION			
9562-5/22-1	JANITORIAL SERVICES - PRE-QUALIFICATION	1/1/2018	12/31/2022	\$ 131,816,750.00
Department(s):	CLERK OF COURTS; INTERNAL SERVICES DEPARTMENT; ADMINISTRATIVE OFFICE OF THE COURTS			
L9130-5/21-2	IBM HARDWARE, SOFTWARE, MAINTENANCE	11/1/2018	10/31/2019	\$ 6,600,000.00
Department(s):	INFORMATION TECHNOLOGY			
BW9996-0/23	EMCP MAINTENANCE CONTROL PROGRAMS ELEVA	12/28/2018	12/31/2023	\$ 65,000.00
Department(s):	INTERNAL SERVICES DEPARTMENT			

Contract Amount	Description	Effective Date	Expiration Date	Contract Amount
FB-01009	LED LIGHTING CYLINDERS	1/1/2019	12/31/2019	\$ 229,977.20
Department(s):	TRANSPORTATION AND PUBLIC WORKS			
RFQ655-2(2)	FIRE RESCUE APPARATUS POOL	7/1/2013	6/30/2019	\$ 57,528,000.00
Department(s):	FIRE AND RESCUE			
FB-00708B	LIFT STATIONS MAINTENANCE SERVICES BRIDG	1/1/2019	6/30/2019	\$ 125,000.00
Department(s):	COMMUNITY ACTION AND HUMAN SERVICES; PUBLIC HOUSING AND COMMUNITY DEVELOPMENT; COMMUNITY ACTION AND HUMAN SERVICES; CORRECTIONS AND REHABILITATION; INTERNAL SERVICES			
GS-35F-3648A	COMMUNITY ACTION AND HUMAN SERVICES; PUBLIC HOUSING AND COMMUNITY DEVELOPMENT; COMMUNITY ACTION AND HUMAN SERVICES; CORRECTIONS AND REHABILITATION; INTERNAL SERVICES			
Department(s):	LCP TRACKER FOR SBD	1/1/2019	5/7/2024	\$ 249,000.00
Department(s):	INFORMATION TECHNOLOGY			
9562-5/22-1	JANITORIAL SERVICES - PRE-QUALIFICATION	1/1/2018	12/31/2022	\$ 131,816,750.00
Department(s):	COMMUNITY ACTION AND HUMAN SERVICES			
RFP899	IP ALERTING SYSTEM	6/26/2014	12/25/2020	\$ 3,965,162.00
Department(s):	FIRE AND RESCUE			
RTQ-00924	SECURITY EQUIPMENT PURCHASE, INST., MAIN	1/8/2019	1/31/2024	\$ 3,677,875.00
Department(s):	AVIATION; CORRECTIONS AND REHABILITATION; INTERNAL SERVICES DEPARTMENT			
RFP-00160	COMP CLAIMS MANAGEMENT SYSTEM & SRVCS	8/15/2017	8/31/2022	\$ 9,461,000.00
Department(s):	INTERNAL SERVICES DEPARTMENT			
RTQ-01014	TERMITE CONTROL SERVICES	2/6/2019	2/28/2022	\$ 952,850.00
Department(s):	ANIMAL SERVICES; AVIATION; CORRECTIONS AND REHABILITATION; FIRE AND RESCUE; INTERNAL SERVICES DEPARTMENT; LIBRARY; PARKS, RECREATION AND OPEN SPACES; SEAPORT; WATER AND SEWER			
9743-0/23-1	GROUPS MAINT & PEST CONTROL - PREQUAL	1/1/2019	12/31/2023	\$ 40,944,000.00
Department(s):	PARKS, RECREATION AND OPEN SPACES			
RTQ-01014	TERMITE CONTROL SERVICES	2/6/2019	2/28/2022	\$ 952,850.00
Department(s):	COMMUNITY ACTION AND HUMAN SERVICES; PUBLIC HOUSING AND COMMUNITY DEVELOPMENT			
RTQ-00690	DIVING & UNDERWATER MAINTENANCE SERVICES	1/1/2019	12/31/2023	\$ 500,000.00
Department(s):	WATER AND SEWER			
RFP-00710	EMPLOYEE LIFE, AD&D AND PBA INSURANCE	1/1/2019	12/31/2023	\$ 68,874,000.00
Department(s):	HUMAN RESOURCES; INTERNAL SERVICES DEPARTMENT			
L7280-0/23	VANGUARD SOFTWARE LIC, MAINT AND SUPPORT	1/1/2019	12/31/2023	\$ 175,652.00
Department(s):	INFORMATION TECHNOLOGY			
062916-GPC	AUTOMOTIVE AND TRUCK REPLACEMENT PARTS	1/15/2019	9/6/2020	\$ 200,000.00
Department(s):	WATER AND SEWER			
559678-3/17-1	INTERVIEW ROOM RECORDING SYSTEM	1/1/2019	12/31/2019	\$ 4,104.00
Department(s):	POLICE			
9743-0/23-1	GROUPS MAINT & PEST CONTROL - PREQUAL	1/1/2019	12/31/2023	\$ 40,944,000.00
Department(s):	INTERNAL SERVICES DEPARTMENT; POLICE; PARKS, RECREATION AND OPEN SPACES			
PA-8111903-ACS-17-1	ONLINE LEGAL DATABASE SERVICES	12/21/2018	12/31/2021	\$ 70,000.00
Department(s):	PROPERTY APPRAISAL			
9743-0/23-1	GROUPS MAINT & PEST CONTROL - PREQUAL	1/1/2019	12/31/2023	\$ 40,944,000.00
Department(s):	PARKS, RECREATION AND OPEN SPACES			
BW9983-0/22	PLANTE MORAN 3RD PARTY ASSURANCE	1/22/2019	4/21/2021	\$ 2,056,000.00
Department(s):	INFORMATION TECHNOLOGY			
RFP-01042	PCI CERTIFIED QSA CONSULTING SERVICES	1/18/2019	1/31/2024	\$ 350,000.00
Department(s):	FINANCE			
RFQ-MDAD-17-04	AIRPORT SIGNAGE DESIGN FAB & INSTALL TIER	2/1/2019	1/31/2024	\$ 3,008,000.00
Department(s):	AVIATION			
L8439-4/21-2	PITNEY BOWES GROUP1 SOFTWARE MAINTENANCE	3/1/2019	2/29/2020	\$ 158,000.00
Department(s):	INFORMATION TECHNOLOGY			
RFQ-MDAD-17-03	AIRPORT SIGNAGE DESIGN FAB & INSTALL TIER	2/1/2019	1/31/2024	\$ 4,512,000.00
Department(s):	AVIATION			
9717-3/21-3	DRY MINI LAB PHOTO PRINTING SOLUTION	2/1/2019	1/31/2021	\$ 39,822.00
Department(s):	MEDICAL EXAMINER; POLICE			
9301-0/20	MULTIFUNCTIONAL DEVICE PURCH/MAINT-PREQ	8/1/2011	7/31/2021	\$ 34,000,000.00
Department(s):	REGULATORY AND ECONOMIC RESOURCES			
9562-5/22-1	JANITORIAL SERVICES - PRE-QUALIFICATION	1/1/2018	12/31/2022	\$ 131,816,750.00
Department(s):	TRANSPORTATION AND PUBLIC WORKS			
FB-00698	CLEANING BLOOD BORNE PATHOGENS	2/1/2019	1/31/2021	\$ 655,000.00
Department(s):	CORRECTIONS AND REHABILITATION; PUBLIC HOUSING AND COMMUNITY DEVELOPMENT; JUVENILE SERVICES; TRANSPORTATION AND PUBLIC WORKS; POLICE; PARKS, RECREATION AND OPEN SPACES; SEAPORT; WATER AND SEWER			
RTQ-01065	SOUND SYSTEM AND EVENT RENTAL SERVICES	2/1/2019	1/31/2024	\$ 408,450.00
Department(s):	REGULATORY AND ECONOMIC RESOURCES; PARKS, RECREATION AND OPEN SPACES; SEAPORT			
9796-1/24-1	OFFICE MACHINE REPAIR & MAINTENANCE SERV	3/1/2019	2/29/2024	\$ 240,000.00
Department(s):	MANAGEMENT AND BUDGET; COMMUNITY ACTION AND HUMAN SERVICES; INTERNAL SERVICES DEPARTMENT; JUVENILE SERVICES; POLICE; PARKS, RECREATION AND OPEN SPACES; SEAPORT; SOLID WASTE; METROPOLITAN PLANNING ORGANIZATION			
RTQ-00892	PARK ITEMS FOR RESALE	3/1/2019	2/28/2027	\$ 6,500,000.00
Department(s):	PARKS, RECREATION AND OPEN SPACES			
BW9645-8/22-6	MDPD PCB AIM MANAGEMENT SOFTWARE	3/1/2019	2/29/2020	\$ 15,034.00
Department(s):	INFORMATION TECHNOLOGY			
RTQ-00915	PORTABLE GENERATORS PREQUALIFICATION	3/1/2019	2/29/2024	\$ 6,445,000.00
Department(s):	AVIATION; CORRECTIONS AND REHABILITATION; FIRE AND RESCUE; INTERNAL SERVICES DEPARTMENT; INTERNAL SERVICES DEPARTMENT; LIBRARY; TRANSPORTATION AND PUBLIC WORKS; POLICE; PARKS, RECREATION AND OPEN SPACES; SEAPORT; SOLID WASTE; WATER AND SEWER; PUBLIC HOUSING AND COMMUNITY DEVELOPMENT			
RFP766-3(4)	ENERGY UTILITY BILLING MANAGEMENT SYSTEM	11/1/2018	10/31/2020	\$ 276,890.00
Department(s):	INTERNAL SERVICES DEPARTMENT			
OK-SW-300	AUTOMATIC EXTERNAL DEFIBRILLATORS & ACCE	2/7/2019	10/4/2019	\$ 3,468,000.00
Department(s):	POLICE			
L8837-3/23-2	DELTA CONTROLS BMS SERVICES	3/1/2019	2/28/2021	\$ 416,290.00
Department(s):	CORRECTIONS AND REHABILITATION; INTERNAL SERVICES DEPARTMENT; LIBRARY			
FB-00856	ELECTRONIC WASTE RECYCLING	3/1/2019	2/29/2024	\$ 63,000.00
Department(s):	SOLID WASTE			
EPPRFP-00364-1(3)	EVENT TICKETING SERVICES	5/1/2019	4/30/2020	\$ 16,000.00
Department(s):	CULTURAL AFFAIRS			
FB-00980	RENTAL OF PORTABLE CHEMICAL TOILETS	3/1/2019	2/29/2024	\$ 2,670,000.00
Department(s):	PUBLIC HOUSING AND COMMUNITY DEVELOPMENT; ANIMAL SERVICES; AVIATION; CORRECTIONS AND REHABILITATION; FIRE AND RESCUE; TRANSPORTATION AND PUBLIC WORKS; POLICE; REGULATORY AND ECONOMIC RESOURCES; PARKS, RECREATION AND OPEN SPACES; SEAPORT; SOLID WASTE; WATER AND SEWER			
SS8441-5/21-4	ITD SOFTWARE MAINTENANCE AND SUPPORT	3/1/2019	2/29/2020	\$ 84,405.00
Department(s):	INFORMATION TECHNOLOGY			
RFP-00936	CELLULAR DEVICES AND SERVICES	2/5/2019	2/28/2023	\$ 27,000,000.00
Department(s):	AVIATION; BOARD OF COUNTY COMMISSIONERS; CORRECTIONS AND REHABILITATION; INFORMATION TECHNOLOGY; FIRE AND RESCUE; POLICE; WATER AND SEWER			
FB-01138	BIOHAZARDOUS WASTE DISPOSAL SRVS/SUPPLIE	3/1/2019	2/28/2022	\$ 351,000.00
Department(s):	ANIMAL SERVICES; COMMUNITY ACTION AND HUMAN SERVICES; CORRECTIONS AND REHABILITATION; FIRE AND RESCUE; MEDICAL EXAMINER; POLICE; PARKS, RECREATION AND OPEN SPACES; SOLID WASTE			
FB-01028	CARGO VANS (METROBUS)	3/1/2019	2/29/2020	\$ 614,249.00
Department(s):	TRANSPORTATION AND PUBLIC WORKS			
RFQ-00600-1(3)	GOV REP AND CONSULTING IN TALLAHASSEE FL	1/1/2019	12/31/2019	\$ 436,000.00
Department(s):	MANAGEMENT AND BUDGET			
RFP851-3(3)	MISDEMEANOR DIVERSION SERVICES	3/1/2019	2/28/2020	\$ 1.00
Department(s):	ADMINISTRATIVE OFFICE OF THE COURTS			
FB-00836(4)	LIQUID WASTE HANDLING SERVICES	2/21/2019	2/29/2024	\$ 282,000.00
Department(s):	COMMUNITY ACTION AND HUMAN SERVICES; PUBLIC HOUSING AND COMMUNITY DEVELOPMENT			
RTQ-00959	MARINE PATROL BOATS & WATERCRAFT VESSELS	2/6/2019	2/29/2024	\$ 3,741,000.00
Department(s):	FIRE AND RESCUE; POLICE; REGULATORY AND ECONOMIC RESOURCES; PARKS, RECREATION AND OPEN SPACES			
RFP819-1(2)	AUTOMATED BIOMETRIC TIMELOCK SOLUTION	10/1/2018	9/30/2021	\$ 81,900.00
Department(s):	INFORMATION TECHNOLOGY			
BW7961-3/11-4	TRAPEZE SOFTWARE SUPPORT & MAINTENANCE	2/22/2019	2/21/2020	\$ 956,305.90
Department(s):	TRANSPORTATION AND PUBLIC WORKS			
FB-00685	POLO SHIRTS	6/1/2018	5/31/2023	\$ 1,660,600.00
Department(s):	INTERNAL SERVICES DEPARTMENT			
RTQ-00959	MARINE PATROL BOATS & WATERCRAFT VESSELS	2/6/2019	2/29/2024	\$ 3,741,000.00
Department(s):	FIRE AND RESCUE; POLICE			
SS8128-2/19-2	CLIENT PROFILES SOFTWARE MAINT & SUPPORT	11/2/2018	11/1/2019	\$ 17,779.68
Department(s):	COUNTY ATTORNEY'S OFFICE			
RTQ-01000	BOAT & VESSEL PARTS, REPAIRS AND SERVICE	3/1/2019	2/29/2024	\$ 1,698,000.00
Department(s):	FIRE AND RESCUE; INTERNAL SERVICES DEPARTMENT; TRANSPORTATION AND PUBLIC WORKS; POLICE; REGULATORY AND ECONOMIC RESOURCES; PARKS, RECREATION AND OPEN SPACES; SEAPORT; WATER AND SEWER			
RTQ-00947	LAWN EQUIP: PURCH/RENTAL/PARTS/REPAIR	3/1/2019	2/29/2024	\$ 6,930,000.00
Department(s):	AVIATION; CORRECTIONS AND REHABILITATION; FIRE AND RESCUE; INTERNAL SERVICES DEPARTMENT; TRANSPORTATION AND PUBLIC WORKS; PARKS, RECREATION AND OPEN SPACES; SOLID WASTE; WATER AND SEWER			
9103-5/19-5	ELEVATOR MODERNIZATION & MAINT FOR MDPHA	3/1/2019	2/29/2020	\$ 219,408.00
Department(s):	PUBLIC HOUSING AND COMMUNITY DEVELOPMENT			
FB-00628	LANDFILL GAS MANAGEMENT SYSTEMS	3/1/2019	2/29/2024	\$ 777,000.00
Department(s):	SOLID WASTE			
BW9834-0/21	2019 TOYOTA AVALON LEASE	2/27/2019	2/26/2022	\$ 28,800.00
Department(s):	INTERNAL SERVICES DEPARTMENT			
RTQ-00947	LAWN EQUIP: PURCH/RENTAL/PARTS/REPAIR	3/1/2019	2/29/2024	\$ 6,930,000.00
Department(s):	PUBLIC HOUSING AND COMMUNITY DEVELOPMENT			

Contract Amount	Description	Effective Date	Expiration Date	Contract Amount
RTQ-00963	ELECTRONIC TEST EQUIPMENT REPAIR SERVICES	3/1/2019	2/29/2024	\$ 409,000.00
Department(s):	FIRE AND RESCUE; TRANSPORTATION AND PUBLIC WORKS; POLICE; PARKS, RECREATION AND OPEN SPACES; SOLID WASTE; WATER AND SEWER			
9743-0/23-1	FOUNDATIONS MAINT & PEST CONTROL - PREQUAL	1/1/2019	12/31/2023	\$ 40,944,000.00
Department(s):	COMMUNITY ACTION AND HUMAN SERVICES; COMMUNITY DEVELOPMENT AND HUMAN SERVICES			
973-000-14-02-(1)	FINANCIAL AND PERFORMANCE AUDITS	3/1/2019	1/15/2020	\$ 300,000.00
Department(s):	PUBLIC HOUSING AND COMMUNITY DEVELOPMENT			
RTQ-00381	INTEGRATED PEST MANAGEMENT	3/24/2017	3/31/2025	\$ 11,625,000.00
Department(s):	COMMUNITY ACTION AND HUMAN SERVICES; CORRECTIONS AND REHABILITATION; FIRE AND RESCUE; INTERNAL SERVICES DEPARTMENT; LIBRARY; TRANSPORTATION AND PUBLIC WORKS; TRANSPORTATION AND PUBLIC WORKS; TRANSPORTATION AND PUBLIC WORKS; POLICE; REGULATORY AND ECONOMIC RESOURCES; PARKS, RECREATION AND OPEN SPACES; SEAPORT; SOLID WASTE; WATER AND SEWER; PUBLIC HOUSING AND COMMUNITY DEVELOPMENT			
9562-5/22-1	JANITORIAL SERVICES - PRE-QUALIFICATION	1/1/2018	12/31/2022	\$ 131,816,750.00
Department(s):	INTERNAL SERVICES DEPARTMENT			
RTQ-01129	REFRACTORY FIRE BRICKS/MATERIALS-PREQUAL	3/1/2019	2/28/2023	\$ 340,000.00
Department(s):	WATER AND SEWER			
5966-0/23	WORK GLOVES - PRE-QUALIFICATION	12/1/2013	11/30/2023	\$ 8,340,300.00
Department(s):	INTERNAL SERVICES DEPARTMENT			
FB-00968	NFPA 1925 TYPE III VESSELS FOR MDRFR	3/1/2019	2/28/2023	\$ 5,152,000.00
Department(s):	FIRE AND RESCUE			
9301-0/20	MULTIFUNCTIONAL DEVICE PURCH/MAINT-PREQ	8/1/2011	7/31/2021	\$ 34,000,000.00
Department(s):	TRANSPORTATION AND PUBLIC WORKS			
8727-1/24-1	WIRELESS PROGRAMMABLE TIME SWITCHES-PREQ	4/1/2019	3/31/2024	\$ 200,000.00
Department(s):	TRANSPORTATION AND PUBLIC WORKS			
RFP-00420	PROFESSIONAL VETERINARY SERVICES	11/22/2017	11/30/2020	\$ 886,000.00
Department(s):	FIRE AND RESCUE			
RTQ-00809	CONTIN PINEEED FORMS PRINTING SVCS-PREQ	4/1/2019	3/31/2024	\$ 1,655,000.00
Department(s):	INFORMATION TECHNOLOGY; LIBRARY; PROPERTY APPRAISAL; REGULATORY AND ECONOMIC RESOURCES			
FB-00706	LIFT STATIONS MAINTENANCE SERVICES	4/1/2019	3/31/2024	\$ 398,000.00
Department(s):	COMMUNITY ACTION AND HUMAN SERVICES; PUBLIC HOUSING AND COMMUNITY DEVELOPMENT; CORRECTIONS AND REHABILITATION; INTERNAL SERVICES DEPARTMENT; PARKS, RECREATION AND OPEN SPACES; SOLID WASTE			
9743-0/23-1	FOUNDATIONS MAINT & PEST CONTROL - PREQUAL	1/1/2019	12/31/2023	\$ 40,944,000.00
Department(s):	PARKS, RECREATION AND OPEN SPACES			
FB-01070	FURNISH AND REPLACE PLAYGROUND CANOPIES	3/8/2019	6/8/2019	\$ 298,653.00
Department(s):	PARKS, RECREATION AND OPEN SPACES			
EPP-RFP613-5(6)	BALLOT ORDER TRACKING SYSTEM	5/14/2019	5/13/2021	\$ 67,800.00
Department(s):	INFORMATION TECHNOLOGY			
FB-01170	LOST AND FOUND SERVICES MIA	4/1/2019	3/31/2024	\$ 20,176.25
Department(s):	AVIATION			
9743-0/23-1	FOUNDATIONS MAINT & PEST CONTROL - PREQUAL	1/1/2019	12/31/2023	\$ 40,944,000.00
Department(s):	WATER AND SEWER			
R-100-19	FY18-19 MASTER PROCUREMENT VEHICLE PURCH	3/13/2019	9/30/2019	\$ 97,022,852.00
Department(s):	TRANSPORTATION AND PUBLIC WORKS; PARKS, RECREATION AND OPEN SPACES; SOLID WASTE; SOLID WASTE			
BW9640-3/19-2	ACCELERATED SOFTWARE MAINT AGREEMENT	4/6/2019	1/6/2020	\$ 19,789.75
Department(s):	FINANCE			
9562-5/22-1	JANITORIAL SERVICES - PRE-QUALIFICATION	1/1/2018	12/31/2022	\$ 131,816,750.00
Department(s):	CULTURAL AFFAIRS			
BW-10004	TRAINING FOR EXECUTIVES AND MANAGERS	3/19/2019	9/30/2019	\$ 250,000.00
Department(s):	HUMAN RESOURCES			
FB-01062	PURCHASE AND REPAIR OF CABLES AND CIRCUIT	4/1/2019	3/31/2024	\$ 743,820.00
Department(s):	AVIATION			
RTQ-00992	PARK OPERATION ITEMS	4/1/2019	3/31/2024	\$ 4,263,000.00
Department(s):	PARKS, RECREATION AND OPEN SPACES			
R-255-19	PURCHASE FOR PLAYGROUND & PARK EQUIPMENT	3/21/2019	3/20/2023	\$ 5,000,000.00
Department(s):	PARKS, RECREATION AND OPEN SPACES			
AE12107	AGING SERVS CONSOLIDATED SOFTWARE SOLUTI	3/21/2019	12/31/2019	\$ 96,034.00
Department(s):	INFORMATION TECHNOLOGY			
SS10001	ELECTRONIC CONTROL WEAPONS	3/21/2019	3/31/2024	\$ 6,598,619.00
Department(s):	POLICE			
R-255-19	PURCHASE FOR PLAYGROUND & PARK EQUIPMENT	3/21/2019	3/20/2023	\$ 5,000,000.00
Department(s):	PARKS, RECREATION AND OPEN SPACES; PARKS, RECREATION AND OPEN SPACES			
L6976-0/19-1	INFOR MILLENNIUM SOFTWARE MAINT/SUPPORT	2/1/2019	1/31/2020	\$ 64,522.85
Department(s):	AVIATION			
FB-00836	LIQUID WASTE HANDLING SERVICES	4/1/2019	3/31/2024	\$ 810,500.00
Department(s):	AVIATION; COMMUNITY ACTION AND HUMAN SERVICES; CORRECTIONS AND REHABILITATION; FIRE AND RESCUE; INTERNAL SERVICES DEPARTMENT; PARKS, RECREATION AND OPEN SPACES; SOLID WASTE			
RFP6270-5(5)	BANKING SERVICES	4/1/2019	3/31/2020	\$ 1.00
Department(s):	CLERK OF COURTS; FINANCE			
9743-0/23-1	FOUNDATIONS MAINT & PEST CONTROL - PREQUAL	1/1/2019	12/31/2023	\$ 40,944,000.00
Department(s):	AVIATION			
FB-00993	TELEDYNE CONTINENTAL ENGINES NEW-RE-BLT	4/1/2019	3/31/2024	\$ 291,471.67
Department(s):	POLICE			
FB-01118	LOADING BRIDGE TIRE SERVICES	4/1/2019	3/31/2024	\$ 461,180.00
Department(s):	AVIATION			
RFP725(1)	METROIRAIL CENTRAL CONTROL UPDATE	1/1/2019	12/31/2023	\$ 403,000.00
Department(s):	TRANSPORTATION AND PUBLIC WORKS			
FB-01188	PRINTED CASE FILE FOLDERS	4/1/2019	3/31/2021	\$ 100,000.00
Department(s):	CLERK OF COURTS			
FB-01029	LONG DISTANCE TELEPHONE SERVICES	4/1/2019	3/31/2024	\$ 360,000.00
Department(s):	AVIATION; INFORMATION TECHNOLOGY; FIRE AND RESCUE			
BW9993-2/23	ANTI-VIOLENCE INITIATIVE PROJECT MGMT	3/26/2019	3/31/2021	\$ 3,573,000.00
Department(s):	JUVENILE SERVICES			
RTQ-00251	PLAYGROUND-INSTAL/INFRASTRUCTURE SVC-RTQ	8/1/2016	7/31/2024	\$ 16,250,000.00
Department(s):	COMMUNITY ACTION AND HUMAN SERVICES			
PA-FB-00714	ADOBE SOFTWARE LICENSE & MAINTENANCE	4/1/2019	12/31/2020	\$ 5,000.00
Department(s):	PROPERTY APPRAISAL			
SS7991-15/22-13	EMPHASIS SOFTWARE AND MAINTENANCE	3/27/2019	3/26/2020	\$ 500,000.00
Department(s):	PUBLIC HOUSING AND COMMUNITY DEVELOPMENT			
RTQ-00888	ELECTRICAL & ELECTRONIC COMPONENTS, TOOL	4/1/2019	3/31/2027	\$ 97,058,000.00
Department(s):	AVIATION; COMMUNITY ACTION AND HUMAN SERVICES; CORRECTIONS AND REHABILITATION; COMMUNICATIONS; CULTURAL AFFAIRS; INFORMATION TECHNOLOGY; FIRE AND RESCUE; INTERNAL SERVICES DEPARTMENT; LIBRARY; TRANSPORTATION AND PUBLIC WORKS; TRANSPORTATION AND PUBLIC WORKS; POLICE; PARKS, RECREATION AND OPEN SPACES; SEAPORT; SOLID WASTE; WATER AND SEWER			
FB-01123B	PARTS/SER FLIGHT INST & AVIONIC SYSTEMS	4/1/2019	8/31/2019	\$ 100,000.00
Department(s):	FIRE AND RESCUE; POLICE			
EPP-RFP7018	WASD HYDRAULIC WATER & WASTEWATER	3/29/2019	3/31/2020	\$ 249,000.00
Department(s):	WATER AND SEWER			
9562-5/22-1	JANITORIAL SERVICES - PRE-QUALIFICATION	1/1/2018	12/31/2022	\$ 131,816,750.00
Department(s):	FIRE AND RESCUE			
L8488-2/29	ADA COMPLIANT VOTING SYSTEM	3/13/2019	3/12/2024	\$ 13,505,000.00
Department(s):	ELECTIONS			
BW8938-10/23-7	CASE MANAGEMENT SOFTWARE VENDOR HOSTING	6/5/2019	6/4/2020	\$ 86,686.00
Department(s):	JUVENILE SERVICES			
FB-00901	TRAFFIC CONTROL EQUIPMENTS	4/1/2019	3/31/2024	\$ 19,112,000.00
Department(s):	AVIATION; TRANSPORTATION AND PUBLIC WORKS; TRANSPORTATION AND PUBLIC WORKS; PARKS, RECREATION AND OPEN SPACES; SEAPORT; SOLID WASTE			
9743-0/23-1	FOUNDATIONS MAINT & PEST CONTROL - PREQUAL	1/1/2019	12/31/2023	\$ 40,944,000.00
Department(s):	LIBRARY			
R-100-19	FY18-19 MASTER PROCUREMENT VEHICLE PURCH	3/13/2019	9/30/2019	\$ 97,022,852.00
Department(s):	ANIMAL SERVICES; AVIATION; CLERK OF COURTS; COMMUNITY ACTION AND HUMAN SERVICES; INFORMATION TECHNOLOGY; FIRE AND RESCUE; INTERNAL SERVICES DEPARTMENT; TRANSPORTATION AND PUBLIC WORKS; POLICE; PARKS, RECREATION AND OPEN SPACES			
9042-5/19-5	CHEMICAL FEED & DISINFECTION SYST/PREQUA	4/1/2019	3/31/2020	\$ 571,800.00
Department(s):	INTERNAL SERVICES DEPARTMENT; WATER AND SEWER			
RFP816-2(2)	TITLE COMPANY SERVICES	6/1/2019	5/31/2021	\$ 900,000.00
Department(s):	FINANCE; INTERNAL SERVICES DEPARTMENT; TRANSPORTATION AND PUBLIC WORKS; REGULATORY AND ECONOMIC RESOURCES			
BW9165-0/24	CONTINUING DISCLOSURE DISSEMINATION AGEN	5/1/2019	4/30/2024	\$ 125,000.00
Department(s):	FINANCE			
FB-01126	AIRBOAT AND INFLATABLE BOATS	4/1/2019	3/31/2024	\$ 76,000.00
Department(s):	POLICE			
RFP-00426	MEDICAL TRANSPORTATION SERVICES	4/1/2019	3/31/2024	\$ 6,624,000.00
Department(s):	FIRE AND RESCUE			
6050-1/24	ROLL-UP DOORS INSPECT/REPAIR ECT -PREQUA	3/1/2014	7/31/2019	\$ 3,443,401.59
Department(s):	PUBLIC HOUSING AND COMMUNITY DEVELOPMENT; PARKS, RECREATION AND OPEN SPACES			
RTQ-00983	PC PARTS AND PERIPHERALS PRE-QUAL POOL	6/1/2019	5/31/2024	\$ 7,500,000.00
Department(s):	INFORMATION TECHNOLOGY			
RFP-00294	EXTERNAL INDEPENDENT AUDITING SERVICES	6/29/2016	6/30/2019	\$ 1.00
Department(s):	FINANCE			
BW9992-2/22	GROUP VIOLENCE INTERVENTION PROGRAM	4/10/2019	4/30/2021	\$ 354,931.20
Department(s):	JUVENILE SERVICES			
R-100-19	FY18-19 MASTER PROCUREMENT VEHICLE PURCH	3/13/2019	9/30/2019	\$ 97,022,852.00
Department(s):	FIRE AND RESCUE			
RTQ-00888	ELECTRICAL & ELECTRONIC COMPONENTS, TOOL	4/1/2019	3/31/2027	\$ 97,058,000.00
Department(s):	PUBLIC HOUSING AND COMMUNITY DEVELOPMENT			

Contract Amount	Description	Effective Date	Expiration Date	Contract Amount
R-100-19 Department(s):	FY18-19 MASTER PROCUREMENT VEHICLE PURCH SOLID WASTE	3/13/2019	9/30/2019	\$ 97,022,852.00
L9858-2/21-1 Department(s):	COMPUTER TO PLATESETTER MAINT. & SUPPORT INTERNAL SERVICES DEPARTMENT	5/1/2019	4/30/2020	\$ 48,384.00
121416-VWVG Department(s):	PUBLIC SAFETY AND EMERGENCY MANAGEMENT ANIMAL SERVICES; AVIATION; COMMUNITY ACTION AND HUMAN SERVICES; CORRECTIONS AND REHABILITATION; FIRE AND RESCUE; INTERNAL SERVICES DEPARTMENT; INTERNAL SERVICES DEPARTMENT; TRANSPORTATION AND PUBLIC WORKS; TRANSPORTATION AND PUBLIC WORKS; TRANSPORTATION AND PUBLIC WORKS; POLICE; REGULATORY AND ECONOMIC RESOURCES; PARKS, RECREATION AND OPEN SPACES; SEAPORT; SOLID WASTE; WATER AND SEWER; PUBLIC HOUSING AND COMMUNITY DEVELOPMENT	4/23/2019	2/1/2021	\$ 5,990,800.00
FB-01056 Department(s):	CHEM & BIOLOGICAL TESTING & SAMPLING SVC AVIATION; REGULATORY AND ECONOMIC RESOURCES; SOLID WASTE; WATER AND SEWER	5/1/2019	4/30/2024	\$ 4,075,000.00
FB-01119 Department(s):	CHECK GUARANTEE SERVICES SOLID WASTE	5/1/2019	4/30/2024	\$ 120,000.00
4400008468 Department(s):	PUBLIC SAFETY & EMERGENCY EQUIPMENT & SE FIRE AND RESCUE; POLICE; SOLID WASTE; WATER AND SEWER	4/24/2019	9/30/2023	\$ 12,300,000.00
9743-0/23-1 Department(s):	GROUND MAINT & PEST CONTROL - PREQUAL PUBLIC HOUSING AND COMMUNITY DEVELOPMENT	1/1/2019	12/31/2023	\$ 40,944,000.00
RFP852 Department(s):	INFORMATION TECHNOLOGY HARDWARE INFORMATION TECHNOLOGY	6/16/2014	6/15/2019	\$ 13,000,000.00
R-100-19 Department(s):	FY18-19 MASTER PROCUREMENT VEHICLE PURCH FIRE AND RESCUE	3/13/2019	9/30/2019	\$ 97,022,852.00
R150505 Department(s):	HVAC EQUIP, INSTALL, SERV, & RELATED SER CORRECTIONS AND REHABILITATION	4/25/2019	9/30/2019	\$ 60,000.00
L8775-3/22-3 Department(s):	MAINT SERVICE FOR AWOS RADIOSYSTEM AVIATION	5/1/2019	4/30/2022	\$ 30,600.00
FB-01152 Department(s):	CLEANING BLOOD BORNE PATHOGENS FOR PHCD TRANSPORTATION AND PUBLIC WORKS	5/1/2019	1/31/2021	\$ 52,980.00
L9152-2/17-1 Department(s):	TELEPHONE SURVEILLANCE SYSTEM POLICE	5/1/2019	4/30/2021	\$ 212,000.00
SS1243-3/24-3 Department(s):	ELEVATOR MAINT SVCS (THYSSENKUPP) AVIATION; CORRECTIONS AND REHABILITATION; FIRE AND RESCUE; INTERNAL SERVICES DEPARTMENT; TRANSPORTATION AND PUBLIC WORKS; POLICE; PARKS, RECREATION AND OPEN SPACES; SEAPORT; SOLID WASTE; WATER AND SEWER; PUBLIC HOUSING AND COMMUNITY DEVELOPMENT	5/1/2019	4/30/2024	\$ 2,200,000.00
RFP684-S(5) Department(s):	MASTER PROP INSURANCE PROGRAM BROKER SVC INTERNAL SERVICES DEPARTMENT	5/4/2019	5/3/2020	\$ 350,000.00
SS9427-3 Department(s):	PASSENGER BOARDING BRIDGES FOR PORTMIAMI SEAPORT	2/19/2019	9/19/2020	\$ 14,230,000.00
9743-0/23-1 Department(s):	GROUND MAINT & PEST CONTROL - PREQUAL PARKS, RECREATION AND OPEN SPACES	1/1/2019	12/31/2023	\$ 40,944,000.00
FB-01111 Department(s):	PARKING CONTROL SYSTEMS SEAPORT	5/3/2019	5/2/2021	\$ 720,100.00
062916-GPC Department(s):	AUTOMOTIVE AND TRUCK REPLACEMENT PARTS FIRE AND RESCUE	1/15/2019	9/6/2020	\$ 200,000.00
FB-01109 Department(s):	COURT REPORTING SERVICES CLERK OF COURTS; FIRE AND RESCUE; INTERNAL SERVICES DEPARTMENT; POLICE; REGULATORY AND ECONOMIC RESOURCES; POLICE	5/13/2019	5/31/2024	\$ 427,500.00
4400008468 Department(s):	PUBLIC SAFETY & EMERGENCY EQUIPMENT & SE FIRE AND RESCUE; POLICE; FIRE AND RESCUE	4/24/2019	9/30/2023	\$ 12,300,000.00
R-100-19 Department(s):	FY18-19 MASTER PROCUREMENT VEHICLE PURCH TRANSPORTATION AND PUBLIC WORKS; TRANSPORTATION AND PUBLIC WORKS	3/13/2019	9/30/2019	\$ 97,022,852.00
RTQ-00646 Department(s):	LIQUID LEVEL CONTROL SYST, PARTS, REPAIR WATER AND SEWER	5/7/2019	5/6/2024	\$ 1,000,000.00
E-10011 Department(s):	EMERGENCY LAUNDRY SERVICES CORRECTIONS AND REHABILITATION	5/21/2019	5/20/2020	\$ 250,000.00
PA-FI-R-0251-18 Department(s):	CANON PRINTERS AND MAINTENANCE FOR PA PROPERTY APPRAISAL	5/16/2019	4/30/2024	\$ 950,000.00
CP-10015 Department(s):	SECURITY SYSTEMS REPAIR SERVICES INTERNAL SERVICES DEPARTMENT	5/17/2019	6/16/2019	\$ 3,064.97
RTQ-01106 Department(s):	MOVING OF OFFICE FURNITURE PUBLIC HOUSING AND COMMUNITY DEVELOPMENT; FIRE AND RESCUE; INTERNAL SERVICES DEPARTMENT; TRANSPORTATION AND PUBLIC WORKS; ADMINISTRATIVE OFFICE OF THE COURTS; POLICE; WATER AND SEWER	6/1/2019	5/31/2024	\$ 979,750.00
FB-01099 Department(s):	TRASH CHUTE INSP, CLEANING MAINT & SERV PUBLIC HOUSING AND COMMUNITY DEVELOPMENT	6/1/2019	5/31/2024	\$ 892,143.00
BW7514-15/24-10 Department(s):	450MHZ UHF RADIO SYSTEM UPGRADE PROJECT FIRE AND RESCUE	12/15/2018	12/14/2019	\$ 2,472,000.00
43-33000-NASPO-16-AC Department(s):	CLOUD SOLUTIONS COMMUNICATIONS	5/22/2019	9/30/2020	\$ 613,440.85
RFP748-S(5) Department(s):	PRISONER PROCESSING ARREST FORM AUTOMAT INFORMATION TECHNOLOGY	5/2/2019	5/1/2020	\$ 200,000.00
RTQ-01175 Department(s):	SCUBA/SKIN DIVING EQUIPMENT, REPAIR PART FIRE AND RESCUE; POLICE; REGULATORY AND ECONOMIC RESOURCES; SEAPORT	6/1/2019	5/31/2024	\$ 835,000.00
RTQ-00933 Department(s):	PURCH, RENTAL AND INSTALL OFFICE TRAILER ANIMAL SERVICES; COMMUNITY ACTION AND HUMAN SERVICES; CORRECTIONS AND REHABILITATION; FIRE AND RESCUE; INTERNAL SERVICES DEPARTMENT; POLICE; PARKS, RECREATION AND OPEN SPACES; SEAPORT; SOLID WASTE; WATER AND SEWER; COMMUNITY ACTION AND HUMAN SERVICES; PUBLIC HOUSING AND COMMUNITY DEVELOPMENT	6/1/2019	5/31/2024	\$ 5,057,000.00
FB-00648 Department(s):	METER BOX, VALUITS, VALVE COVER AND ASSEM WATER AND SEWER	6/1/2019	5/31/2024	\$ 3,266,000.00
RFP847 Department(s):	PAYPHONE PAYPHONE SERVICES, AND JMS INFORMATION TECHNOLOGY	7/11/2014	7/31/2019	\$ 1.00
SS8265-3/21-2 Department(s):	FOOD SERVICE SOFTWARE MAINTENANCE CORRECTIONS AND REHABILITATION	5/23/2019	5/22/2020	\$ 25,000.00
RTQ-01063 Department(s):	FIRE RESCUE EQUIPMENT & ACCESSORIES-PREQ AVIATION; CORRECTIONS AND REHABILITATION; FIRE AND RESCUE	6/1/2019	5/31/2024	\$ 24,275,000.00
IQ-01243 Department(s):	PURCHASE OF VARIOUS DELL PRODUCTS INFORMATION TECHNOLOGY	5/29/2019	6/28/2019	\$ 59,612.00
D7289-0/24 Department(s):	ORACLE MASTER AGREEMENT INFORMATION TECHNOLOGY	5/22/2019	5/31/2024	\$ 44,000,000.00
RFP-00327 Department(s):	ACOUSTIC GUNSHOT DETECTION SOLUTION POLICE	10/4/2016	10/31/2021	\$ 3,717,859.73
9562-5/22-1 Department(s):	JANITORIAL SERVICES - PRE-QUALIFICATION WATER AND SEWER	1/1/2018	12/31/2022	\$ 131,816,750.00
L769 Department(s):	INTEGRATED SECURITY CONTROL SYSTEM SUPPO CORRECTIONS AND REHABILITATION	6/1/2019	5/31/2022	\$ 477,000.00
BW-10010 Department(s):	LEASE OF DIGITAL MICROFORM SCANNERS REGULATORY AND ECONOMIC RESOURCES	6/1/2019	5/31/2024	\$ 182,000.00
RTQ-01100 Department(s):	TRANSPORTATION SERVICES BOARD OF COUNTY COMMISSIONERS; FIRE AND RESCUE; JUVENILE SERVICES; PARKS, RECREATION AND OPEN SPACES; SEAPORT; FIRE AND RESCUE; PUBLIC HOUSING AND COMMUNITY DEVELOPMENT	6/1/2019	5/31/2024	\$ 3,165,000.00
R-100-19 Department(s):	FY18-19 MASTER PROCUREMENT VEHICLE PURCH FIRE AND RESCUE; ANIMAL SERVICES; AVIATION; FIRE AND RESCUE; POLICE; REGULATORY AND ECONOMIC RESOURCES; PARKS, RECREATION AND OPEN SPACES	3/13/2019	9/30/2019	\$ 97,022,852.00
FB-00964 Department(s):	PRIME MOVER TRANSPORTATION AND PUBLIC WORKS	6/1/2019	5/31/2020	\$ 2,700,000.00
9138-5/19-5 Department(s):	WATER/WASTEWATER LIQ SEP-EQUIP/PARTS/SVC WATER AND SEWER	6/1/2019	5/31/2020	\$ 3,240,449.86
RTQ-01063 Department(s):	FIRE RESCUE EQUIPMENT & ACCESSORIES-PREQ FIRE AND RESCUE	6/1/2019	5/31/2024	\$ 24,275,000.00
RTQ-01117 Department(s):	CONTINUING EDU FOR AUDITING PROFESSIONA AUDIT AND MANAGEMENT SERVICES	6/1/2019	5/31/2024	\$ 200,000.00
BW100021-0/21 Department(s):	STRATEGIC PLAN TECHNOLOGY ASSESSMENT LIBRARY	5/28/2019	5/31/2021	\$ 56,000.00
FB-01130 Department(s):	SPEEDOMETER & SPEED MEASURING DEVICES POLICE	6/1/2019	5/31/2024	\$ 400,000.00
FB-00312-2(3) Department(s):	CONTRACT HEALTH PROFESSIONALS PUBLIC HOUSING AND COMMUNITY DEVELOPMENT; COMMUNITY ACTION AND HUMAN SERVICES	6/1/2019	5/31/2020	\$ 2,123,000.00
FB-00347-1(1) Department(s):	ISO CERTIFICATION SERVICES AVIATION	6/2/2019	6/1/2022	\$ 37,160.00
18220 Department(s):	WORKFORCE MANAGEMENT SYSTEMS AND RELATED INFORMATION TECHNOLOGY	6/5/2019	3/17/2022	\$ 400,000.00
L8689-0/24 Department(s):	LIGHTNING PREDICTION & WARNING SYSTEMS PARKS, RECREATION AND OPEN SPACES	6/1/2019	5/31/2024	\$ 177,103.85

**This page intentionally left blank.**



# ACRONYMS, GLOSSARY AND INDEX



## ACRONYMS

<b>A&amp;E</b>	Architectural and Engineering
<b>ADA</b>	Americans with Disabilities Act
<b>ADPICS</b>	Advanced Purchasing and Inventory Control System
<b>ALF</b>	Assisted Living Facility
<b>ALS</b>	Advanced Life Support
<b>AMS</b>	Audit and Management Services
<b>AO</b>	Administrative Order
<b>AOC</b>	Administrative Office of the Courts
<b>APP</b>	Art in Public Places
<b>ARFF</b>	Aircraft Rescue and Firefighting Unit
<b>ASB</b>	Addiction Services Board
<b>ASD</b>	Animal Services Department
<b>ASE</b>	Active Strategy Enterprise
<b>ATMS</b>	Advanced Traffic Management System
<b>ASPCA</b>	American Society for the Prevention of Cruelty to Animals
<b>AZA</b>	Association of Zoos and Aquariums
<b>BAT</b>	Budgeting Analysis Tool
<b>BBC GOB</b>	Building Better Communities General Obligation Bond Program
<b>BCC</b>	Board of County Commissioners
<b>BLE</b>	Basic Law Enforcement
<b>BOMA</b>	Building Owners and Managers Association
<b>BWC</b>	Body Worn Camera
<b>CAD</b>	Computer Aided Dispatch/Computer Aided Design
<b>CAFR</b>	Comprehensive Annual Financial Report
<b>CAHSD</b>	Community Action and Human Services Department
<b>CALEA</b>	Commission on Accreditation for Law Enforcement Agencies, Inc.
<b>CAMA</b>	Computer Aided Mass Appraisal
<b>CAPRA</b>	Commission for Accreditation of Park and Recreation Agencies
<b>CAO</b>	County Attorney's Office
<b>CBA</b>	Collective Bargaining Agreement
<b>CBAT</b>	Capital Budgeting Analysis Tool
<b>CBE</b>	Community Business Enterprise
<b>CBO</b>	Community-based Organization

## ACRONYMS

<b>CDBG</b>	Community Development Block Grant
<b>CDC</b>	Centers for Disease Control and Prevention
<b>CDMP</b>	Comprehensive Development Master Plan
<b>CDT</b>	Convention Development Tax
<b>CEMP</b>	Comprehensive Emergency Management Plan
<b>CERT</b>	Community Emergency Response Team
<b>CFA</b>	Commission for Florida Law Enforcement Accreditation
<b>CFAI</b>	Commission on Fire Accreditation International
<b>CFP</b>	Capital Funds Program
<b>CIIP</b>	Countywide Infrastructure Investment Program
<b>CIO</b>	Chief Information Officer
<b>CIP</b>	Capital Improvements Program
<b>CIS</b>	Customer Information System
<b>CITT</b>	Citizens' Independent Transportation Trust
<b>CJIS</b>	Criminal Justice Information System
<b>CMS</b>	Claims Management System
<b>CNG</b>	Compressed Natural Gas
<b>COC</b>	Clerk of Courts
<b>CODI</b>	Commission on Disability Issues
<b>COE</b>	Commission on Ethics and Public Trust
<b>COOP</b>	Continuity of Operations Plan
<b>COPS</b>	Community Oriented Policing Services
<b>CPE</b>	Continuing Professional Education
<b>CPEP</b>	Certified Public Expenditure Program
<b>CPI</b>	Consumer Price Index
<b>CPP</b>	Community Periodical Program
<b>CRA</b>	Community Redevelopment Agency
<b>CRCT</b>	Comprehensive Relational Criteria Tool
<b>CRF</b>	City Resilience Framework
<b>CRIPA</b>	Civil Rights of Institutionalized Person's Act
<b>CSBE</b>	Community Small Business Enterprise
<b>CSBG</b>	Community Service Block Grant
<b>CST</b>	Communication Services Tax

## ACRONYMS

<b>CUP</b>	Consumptive Use Permit
<b>CVAC</b>	Coordinated Victims Assistance Center
<b>CWP</b>	Community Workforce Program
<b>CY</b>	Calendar Year
<b>CZAB</b>	Community Zoning Appeals Board
<b>DAE</b>	Disaster Assistance Employee
<b>DARE</b>	Drug Abuse Resistance Education
<b>DBE</b>	Disadvantaged Business Enterprise
<b>DCA</b>	Florida Department of Community Affairs
<b>DDA</b>	Downtown Development Authority
<b>DJJ</b>	Department of Juvenile Justice
<b>DNS</b>	Domain Name Services
<b>DoCA</b>	Department of Cultural Affairs
<b>DOJ</b>	U.S. Department of Justice
<b>DOR</b>	Florida Department of Revenue
<b>DROP</b>	Deferred Retirement Option Program
<b>DSAIL</b>	Disability Services and Independent Living
<b>DSWM</b>	Department of Solid Waste Management
<b>DTA</b>	Designated Target Area
<b>DTPW</b>	Department of Transportation and Public Works
<b>DUI</b>	Driving Under the Influence
<b>DVOB</b>	Domestic Violence Oversight Board
<b>EAMS</b>	Enterprise Asset Management System
<b>ECD</b>	Electronic Control Device
<b>ECISA</b>	Everglades Cooperative Invasive Species Management Area
<b>ECM</b>	Enterprise Content Management
<b>EDF</b>	Economic Development Fund
<b>EDMS</b>	Electronic Document Management System
<b>EDP</b>	Equitable Distribution Program
<b>EEL</b>	Environmentally Endangered Land
<b>EEOC</b>	U. S. Equal Employment Opportunity Commission (United States)
<b>EF</b>	Efficiency Measure
<b>EIS</b>	Expedited Intake System

## ACRONYMS

<b>EMAP</b>	Emergency Management Accreditation Program
<b>EOB</b>	Equal Opportunity Board
<b>EOC</b>	Emergency Operations Center
<b>eOIR</b>	Electronic Offense Incident Report
<b>EOY</b>	End of Year
<b>EPA</b>	Environmental Protection Agency
<b>ePAR</b>	Electronic Payroll and Attendance Records
<b>ERP</b>	Enterprise Resource Planning System
<b>ERU</b>	Early Representation Unit
<b>ESCO</b>	Energy Service Company
<b>ESG</b>	Emergency Solutions Grant
<b>EVIDS</b>	Electronic Voter Identification System
<b>EZ</b>	Enterprise Zone
<b>FAA</b>	Federal Aviation Administration
<b>FAMIS</b>	Financial Accounting Management Information System
<b>FBC</b>	Florida Benchmarking Consortium
<b>FBI</b>	Federal Bureau of Investigation
<b>FDEP</b>	Florida Department of Environmental Protection
<b>FDLE</b>	Florida Department of Law Enforcement
<b>FDOT</b>	Florida Department of Transportation
<b>FEMA</b>	Federal Emergency Management Agency
<b>FERT</b>	Forensic Evidence Recovery Team
<b>FIU</b>	Florida International University
<b>FORT</b>	Foldout Rigid Temporary shelter
<b>FPL</b>	Florida Power and Light
<b>FRPA</b>	Florida Recreation and Park Association
<b>FRS</b>	Florida Retirement System
<b>FTA</b>	Federal Transit Administration
<b>FTE</b>	Full-Time Equivalent
<b>FY</b>	Fiscal Year
<b>GAA</b>	General Aviation Airports
<b>GAAP</b>	Generally Accepted Accounting Principles
<b>GAL</b>	Guardian Ad Litem Program

## ACRONYMS

<b>GASB</b>	Government Accounting Standards Board
<b>GDP</b>	Gross Domestic Product
<b>GFOA</b>	Government Finance Officers Association
<b>GGIF</b>	General Government Improvement Fund
<b>GIS</b>	Geographic Information System
<b>GMCVB</b>	Greater Miami Convention and Visitors Bureau
<b>GMSC</b>	Greater Miami Service Corps
<b>GOB</b>	General Obligation Bond
<b>GVI</b>	Gun Violence Intervention Project
<b>HBIC</b>	Holistic Budget Implementation Calendar
<b>HCV</b>	Housing Choice Voucher
<b>HEX</b>	Homestead Exemption
<b>HLD</b>	High Level Disinfection
<b>HHS</b>	U. S. Department of Health and Human Services
<b>HOME</b>	Home Investment Partnerships Program
<b>HQS</b>	Housing Quality Standard
<b>HR</b>	Human Resources Department
<b>HT</b>	Homeless Trust
<b>HVAC</b>	Heating, Ventilation, and Air Conditioning
<b>HUD</b>	U. S. Housing and Urban Development
<b>ICC</b>	International Code Council
<b>ICE</b>	Immigration and Customs Enforcement
<b>ICMA</b>	International City/County Management Association
<b>IN</b>	Input Measure
<b>IO</b>	Implementing Order
<b>ISD</b>	Internal Services Department
<b>IT</b>	Information Technology
<b>ITB</b>	Invitation to Bid
<b>ITD</b>	Information Technology Department
<b>IVR</b>	Interactive Voice Response
<b>IWA</b>	Imaging and Workflow Automation
<b>JAC</b>	Juvenile Assessment Center
<b>JAG</b>	Edward Byrne Memorial Justice Assistance Grant

## ACRONYMS

<b>JMS</b>	Jail Management System
<b>JSD</b>	Juvenile Services Department
<b>LBT</b>	Local Business Tax
<b>LDB</b>	Local Disadvantaged Business
<b>LEAD</b>	Literacy for Every Adult in Dade
<b>LED</b>	Light Emitting Diode
<b>LEED</b>	Leadership in Energy and Environmental Design
<b>LETF</b>	Law Enforcement Trust Fund
<b>LERMS</b>	Law Enforcement Records Management System
<b>LGBTQ+</b>	Lesbian Gay Bisexual Transgender Questioning
<b>LIHEAP</b>	Low-Income Home Energy Assistance Program
<b>LIMS</b>	Laboratory Information Management System
<b>LMS</b>	Local Mitigation Strategy
<b>LOGT</b>	Local Option Gas Tax
<b>L RTP</b>	Long Range Transportation Plan
<b>LSOS</b>	Logistically, Scientifically and Objectively Studied
<b>LSS</b>	Lean Six Sigma
<b>MAAC</b>	Miami Airline Affairs Committee
<b>MCC</b>	Miscellaneous Construction Contracts
<b>MDAD</b>	Miami-Dade Aviation Department
<b>MDCPS</b>	Miami-Dade County Public Schools
<b>MDCR</b>	Miami-Dade Corrections and Rehabilitation
<b>MDEAT</b>	Miami-Dade Economic Advisory Trust
<b>MDFR</b>	Miami-Dade Fire Rescue
<b>MDPD</b>	Miami-Dade Police Department
<b>MDPLS</b>	Miami-Dade Public Library System
<b>MDPSTI</b>	Miami-Dade Public Safety Training Institute
<b>MDSPD</b>	Miami-Dade Schools Police Department
<b>MDTV</b>	Miami-Dade Television
<b>MDX</b>	Miami-Dade Expressway Authority
<b>ME</b>	Medical Examiner
<b>MHz</b>	Megahertz
<b>MIA</b>	Miami International Airport

## ACRONYMS

<b>MIC</b>	Miami Intermodal Center
<b>MOE</b>	Maintenance of Effort
<b>MII</b>	Majority-In-Interest
<b>MOU</b>	Memorandum of Understanding
<b>MOVES</b>	Mobile Operations Victim Emergency Services
<b>MWDC</b>	Metro-West Detention Center
<b>NACo</b>	National Association of Counties
<b>NAM</b>	Natural Areas Management
<b>NAME</b>	National Association of Medical Examiners
<b>NEAT</b>	Neighborhood Enhancement Action Team
<b>NRPA</b>	National Recreation and Park Association
<b>NSP</b>	Neighborhood Stabilization Program
<b>NSMB</b>	Neat Streets Miami Board
<b>NTSB</b>	National Transportation Safety Board
<b>OC</b>	Outcome Measure
<b>OEM</b>	Office of Emergency Management
<b>OIG</b>	Office of Inspector General
<b>OMB</b>	Office of Management and Budget
<b>OP</b>	Output Measure
<b>OSHA</b>	Occupational Safety and Health Administration
<b>OSMP</b>	Open Space Master Plan
<b>PAC</b>	Performing Arts Center
<b>PAMM</b>	Perez Art Museum Miami
<b>PAPC</b>	Pet Adoption and Protection Center
<b>PCI</b>	Payment Card Industry
<b>PD&amp;E</b>	Project Development and Environment
<b>PDO</b>	Public Defender's Office
<b>PHAS</b>	Public Housing Assessment System
<b>PHCD</b>	Public Housing and Community Development
<b>PHT</b>	Public Health Trust
<b>PIC</b>	Permitting and Inspection Center
<b>PIO</b>	Public Information Officer
<b>PMO</b>	Project Management Office

## ACRONYMS

<b>PREA</b>	Prison Rape Elimination Act
<b>PROS</b>	Parks, Recreation and Open Spaces
<b>PRT</b>	Priority Response Team
<b>PSA</b>	Public Service Announcement
<b>PSFFT</b>	Professional Sports Franchise Facility Tax
<b>PTDC</b>	Pre-trial Detention Center
<b>PTP</b>	People’s Transportation Plan
<b>QC</b>	Quality Control
<b>QNIP</b>	Quality Neighborhood Improvement Program
<b>QTI</b>	Qualified Target Industry Program
<b>RAAM</b>	Right-of-Way Assets and Aesthetics Management
<b>RAB</b>	Residential Advisory Boards
<b>RDF</b>	Rapid Deployment Force
<b>RER</b>	Regulatory and Economic Resources
<b>RIF</b>	Road Impact Fee
<b>RFP</b>	Request for Proposals
<b>RFQ</b>	Request for Qualifications
<b>RHF</b>	Replacement Housing Factor
<b>RMS</b>	Recreation Management System
<b>ROW</b>	Right-of-Way
<b>RPO</b>	Risk Protection Order
<b>RTCC</b>	Real Time Crime Center
<b>SAD</b>	Special Assessment District
<b>SAO</b>	State Attorney’s Office
<b>SBD</b>	Small Business Development
<b>SBE</b>	Small Business Enterprise
<b>SCADA</b>	Supervisory Control and Data Acquisition
<b>SCBA</b>	Self-Contained Breathing Apparatus
<b>SEMAP</b>	Section Eight Management Assessment Program
<b>SFCC</b>	South Florida Cultural Consortium
<b>SFPC</b>	South Florida Park Coalition
<b>SFRTA</b>	South Florida Regional Transportation Authority
<b>SFSPCA</b>	South Florida Society for the Prevention of Cruelty to Animals

## ACRONYMS

<b>SHARP</b>	Senior Housing Assistance Repair Program
<b>SHIP</b>	State Housing Initiatives Partnership Program
<b>SLA</b>	Service Level Agreement
<b>SMART</b>	Strategic Miami Area Rapid Transit
<b>SOB</b>	Special Obligation Bond
<b>SPCC</b>	Stephen P. Clark Center
<b>SRT</b>	Special Response Team
<b>STS</b>	Special Transportation Services
<b>SUTC</b>	System Undergoing Traumatic Changes
<b>TASC</b>	Treatment Alternatives to Street Crime
<b>TDS</b>	Tourist Development Surtax
<b>TDT</b>	Tourist Development Tax
<b>TEU</b>	Twenty-foot Equivalent Unit
<b>TGK</b>	Turner Guilford Knight Detention Center
<b>TIF</b>	Tax Increment Financing
<b>TIP</b>	Transportation Improvement Program
<b>TJIF</b>	Targeted Jobs Incentive Funds
<b>TMS</b>	Threat Management Section
<b>TO</b>	Table of Organization
<b>TOP</b>	Terminal Optimization Program
<b>TNR</b>	Trap, Neuter and Release
<b>TPO</b>	Transportation Planning Organization
<b>TRC</b>	Trash and Recycling Center
<b>TRIM</b>	Truth in Millage
<b>TRT</b>	Technical Response Training
<b>TRT</b>	Technical Rescue Training
<b>TSA</b>	Transportation Security Administration
<b>TTC</b>	Training and Treatment Center
<b>TUA</b>	Targeted Urban Area
<b>UAP</b>	User Access Program
<b>UASI</b>	Urban Areas Security Initiative
<b>UDB</b>	Urban Development Boundary
<b>UFAS</b>	Uniform Federal Accessibility Standards

## ACRONYMS

<b>UMSA</b>	Unincorporated Municipal Service Area
<b>USAR</b>	Urban Search and Rescue
<b>USDA</b>	United States Department of Agriculture
<b>VAB</b>	Value Adjustment Board
<b>VOCA</b>	Victim of Crimes Act
<b>VOIP</b>	Voice Over Internet Protocol
<b>WASD</b>	Water and Sewer Department
<b>WCSA</b>	Waste Collection Service Area
<b>WUP</b>	Water Use Permit

## GLOSSARY

311 - An abbreviated telephone number (3-1-1) set aside by the Federal Communications Commission for quick access to non-emergency police and other governmental services

Accrual Basis - A method of accounting in which transactions are recognized when they occur, regardless of when cash is actually exchanged

Ad Valorem Taxes - Taxes paid on the fair market value of land, buildings, business inventory, and equipment excluding allowable tax exemptions

Administrative Reimbursement - A payment made by proprietary departments to the General Fund to cover a department's share of the County's overhead support

Advanced Purchasing and Inventory Control System (ADPICS) - An automated central procurement system for entering and monitoring the purchase of goods and services; ADPICS is integrated with the County's Financial Accounting Management Information System (FAMIS), improves controls, allows for more timely order processing, vendor management and support, and reduces paper storage requirements

Americans with Disabilities Act (ADA) - A Federal act, signed into law on July 26, 1990, which addresses the problem of discrimination against individuals with disabilities in critical areas such as employment, housing, public accommodations, education, transportation, communication, recreation, institutionalization, health services, voting, and access to public services and places

Annexation - The process by which an existing municipality incorporates additional territory into its jurisdictional boundary

Appropriation - A specific amount of funds authorized for expenditure by the Board of County Commissioners (BCC) against which financial obligations and expenditures may be made

Aquifer - A permeable geological formation that carries and stores groundwater

Art in Public Places - Promotes collaboration and creative arts projects that improve the visual quality of public spaces

Arterial Roads - The main traffic corridors that are within the County; arterial roads are fed by collector roads which pick up the traffic from local roads that provide localized service within specific neighborhoods (also referred to as collector roads)

Ashfill - A specially constructed landfill to be used only for disposal of ash from waste-to-energy plants

Attrition - Savings attributed to the time it takes to hire positions vacated through resignation, reassignment, transfer, retirement, or any other means other than layoffs

Balanced Budget - A budget in which revenues equal expenditures; in the public sector this is achieved when total receipts equal total outlays for a fiscal year

Bascule Bridge - A bridge spanning short distances that opens to let waterway traffic pass underneath

## GLOSSARY

Base Budget - Cost of continuing the current level of service

Bed Tax - See Convention Development Tax (CDT), Professional Sports Franchise Facilities Tax (PSFFT), and Tourist Development Tax (TDT)

Bond - A written promise to pay a specified sum of money, called the face value or principal amount, at a specified date or dates in the future, called the maturity date(s), together with periodic interest at a specified rate; the County sells bonds as a means of borrowing revenue for costly projects and repays the debt to the lender over an extended period of time, similar to the manner in which a homeowner repays a mortgage; a bond differs from a note in two ways: a bond is issued for a longer period of time than a note and requires greater legal formality; bonds are primarily used to finance capital projects

Bond Funds or Proceeds - Money obtained from the sale of bonds, which may be used for the construction or renovation of capital facilities, acquisition of related equipment, and other allowable uses

Bondholder - The person or entity having a true and legal ownership interest in a municipal bond; in the case of book-entry only bonds, the beneficial owner will often be treated as the bondholder under the bond contract, although for certain purposes the entity holding the global certificates representing the entire issue will retain the rights of the bondholder under the bond contract

Budget - A fiscal plan of programs, services, and construction projects expected to be carried out, funded within available revenues, and designated within a specific period, usually 12 months

Budget Amendment - A method by which an adopted expenditure authorization or limit is increased and could be authorized with a publication, a hearing or a re-certification of the budget which may increase or decrease appropriations within a fund but does not increase the fund's total budget; the BCC must approve the change by resolution

Budget Supplement – A budget amendment that requires an increase in overall expenditure authorization in a fund or subfund; the BCC must approve by ordinance, following a duly advertised public hearing

Budgetary Basis - This refers to the basis of accounting used to estimate financing sources and uses in the budget; budgetary basis takes one of three forms: generally accepted accounting principles (GAAP), cash, or modified accrual

Budgeting Analysis Tool (BAT) – A budget planning and development application that serves as an all-in-one solution for forecasting, preparing, monitoring, and reporting on departmental budgets

Building Better Communities General Obligation Bond Program (BBC GOB) - A general obligation bond program approved by Miami-Dade County in November of 2004 totaling \$2.925 billion; the program funds capital improvements in the areas of sewers, flood control, healthcare, service outreach, housing, roads and bridges, public safety and courts facilities, and parks, libraries and multicultural facilities (see definition of General Obligation Bond)

Building Envelope - The exterior surface of a building's construction which includes the walls, windows, floors, and roof

## GLOSSARY

Bulky Waste - Construction debris, large discarded items, appliances, furniture, and trash; bulky waste does not include tires or solid waste

Business Tax - A tax imposed for the privilege of doing business in Miami-Dade County; any individual or home-based business providing merchandise, entertainment, or service directly or indirectly to the public, must obtain a license to operate; formerly known as an occupational license

Capital Budget - A balanced fiscal plan for a specific period for governmental non-operating projects or purchases, such as construction projects, major equipment purchases, infrastructure improvements, or debt service payments for these types of projects or purchases

Capital Budgeting Analysis Tool (CBAT) – A capital planning and development application that serves as an all-in-one solution for forecasting, preparing, monitoring, and reporting on departmental capital budgets

Capital Costs - Capital costs are non-recurring expenditures that have a useful life of more than five (5) years and have a total cost that exceeds \$50,000 in total funding; capital costs includes all manpower, implementation costs, and capital outlay required to fully implement each project

Capital Funds Program (CFP) - A United States Department of Housing and Urban Development (US HUD) formula grant program for public housing improvements and administrative expenditures; formerly known as the Comprehensive Grant Program (CGP)

Capital Improvement Local Option Gas Tax (CILOGT) - A tax levy of up to five cents on each gallon of motor fuel sold, which may be imposed by counties in accordance with Florida state law in one-cent increments, and which is shared with eligible cities in the County; CILOGT may be used only for transportation expenditures needed to meet the requirements of the capital improvements element of an adopted comprehensive plan; the tax in Miami-Dade County is three cents per gallon

Carryover - Appropriated funds that remain unspent at the end of a fiscal year and are allowed to be retained in the appropriating budget and expended in subsequent fiscal years for the purpose designated

Cell - A defined portion of a landfill footprint, which is developed and filled with waste to capacity and subsequently closed according to Federal, State, and local regulations

Charter County Transit System Sales Surtax - A one-half percent surtax on countywide sales, use, rentals, and other transactions (up to \$5,000 on sales of tangible property) for transit and neighborhood transportation improvements (See People’s Transportation Plan (PTP))

Children’s Trust - An organization committed to funding programs that offer the highest possible quality services, with goals of implementing best practices and improving the lives of children and families in our community

Communications Services Tax - This tax also known as the unified or simplified tax became effective October 1, 2001, and is meant to create a “simplified” tax structure for communications services, replacing the utility tax on

## GLOSSARY

telephone and other telecommunication services, the cable television franchise fee, the telecommunications franchise fee, and communications permit fees

Community-based Organizations (CBOs) - Not-for-profit organizations that provide services to targeted populations

Community Development Block Grant (CDBG) - A United States Housing and Urban Development (US HUD) funding program established in 1974 to assist local governments in improving the quality of life in low- to moderate-income areas and other areas of metropolitan significance

Community Periodical Program (CPP) - A mandated program to place public information in various local community periodicals throughout the County to inform targeted communities of the activities of their local government

Community Redevelopment Agency (CRA) - A public entity created by a city or county to implement the community redevelopment activities outlined under the Community Redevelopment Act, which was enacted in 1969 (Chapter 163, Part III, Florida Statutes)

Community Services Block Grant (CSBG) - A program that provides annual grants on a formula basis to various types of grantees through the United States Department of Housing and Urban Development (US HUD)

Community Service Center - Direct service centers managed by the Community Action and Human Services Department (CAHSD) and located in various areas throughout Miami-Dade County; centers provide services to economically disadvantaged families interested in achieving self-sufficiency

Community Small Business Enterprise Program/Small Business Enterprise (CSBE/SBE) - A comprehensive program that affords opportunities to small businesses to participate in the County's construction of public improvements and fosters growth in the economy of Miami-Dade County, by allowing small businesses a chance to gain the experience, knowledge, and resources necessary to compete and survive, both in government and private construction contracting arenas

Community Workforce Program (CWP) - A program in which all capital construction contracts equal or greater than \$250,000 and all work orders for public improvements located in Designated Target Areas (DTA) requires a review to determine the appropriateness of applying a local workforce goal requiring that a minimum of 10 percent of the persons performing the construction trades work be residents of DTAs however contractors performing work at the Airport and Seaport may hire residents of DTAs other than the DTA where the project is located

Comprehensive Annual Financial Report (CAFR) - A detailed report containing financial statements and other required information, by which market analysts, investors, potential investors, creditors, and others may assess the attractions of a government's securities compared to other governments or other investments

Comprehensive Development Master Plan (CDMP) - A plan that expresses the County's general objectives and policies addressing where and how development and conservation of land and natural resources will occur in the next 10 to 20 years, and the integration of County services to accomplish these objectives

Concurrency - Growth management requirement that public infrastructure improvements necessitated by public or private development are in place at the same time as development

## GLOSSARY

Constitutional Gas Tax - A tax levy (originating in the Florida Constitution) of two cents per gallon on most motor fuel sold in the state, which is returned to counties pursuant to a formula for the construction, reconstruction, and maintenance of roadways (also known as Secondary Gas Tax)

Consumer Price Index (CPI) - An index that measures the change in the cost of typical wage-earner purchases of goods and services expressed as a percentage of the cost of the same goods and services in some base period (also referred to as cost-of-living)

Contingency - A budgetary reserve amount established for emergencies or unforeseen expenditures not otherwise known at the time the budget is adopted

Convention Development Tax (CDT) - A three percent tax levied on transient lodging accommodations countywide (except in the Village of Bal Harbour and the Town of Surfside) dedicated to the development and operation of local, major exhibition halls, auditoriums, stadiums, and convention-related facilities

Countywide Infrastructure Investment Program (CIIP) – A multi-year capital program to address the Count’s commitment to investing in repairing, renovating and rehabilitating our aging infrastructure to ensure the continuing of services in the future

Debt Service - The amount of money necessary to pay interest on outstanding bonds and the principal of maturing bonds according to a predetermined payment schedule

Deficit - An excess of current-year expenditures over current-year revenues

Depreciation - A decrease in value due to wear and tear, decay, or decline in price; a lowering in estimation

Designated Fund Balance - A fund balance amount that is required to be identified as a reserve fund balance

Direct Costs - Costs that can be identified specifically with a particular sponsored project or institutional activity and which can be directly assigned to such activities relatively easily and with a high degree of accuracy

Dredging - The removal of soil which may include rock, clay, peat, sand, marl, sediment, or other naturally occurring soil material from the surface of submerged or unsubmerged coastal or freshwater wetlands, tidal waters, or submerged bay-bottom lands; dredging includes, but is not limited to, the removal of soils by use of clamshells, suction lines, draglines, dredger, or backhoes

Early Head Start - A national program, founded in 1995, which provides comprehensive developmental services to children of low-income families, from birth to the age of three

Economic Development Fund (EDF) – BBC GOB funded projects which provide opportunities for infrastructure improvements to spur economic development and attract new businesses to the community in order to create jobs

Efficacy – the ability to get a job done satisfactorily; the ability to produce a desired or intended result

Efficiency - Efficiency measures are normally a comparison between outputs and inputs including time (e.g. garbage tons collected per crew, or cycle times such as personnel hours per crime solved, length of time to

## GLOSSARY

purchase specific products or services, etc.), and are often the cost of providing a unit of service (e.g. cost per household, houses built per \$100,000, etc.)

e-Government - A government's use of technology as an enabling strategy to improve services to its citizens and businesses; access to government information and services can be provided when and where citizens choose and can include access via the Internet, voice response systems, interactive kiosks, social media, and other emerging technologies

Enterprise Funds - Funds used to finance and account for the acquisition, operation, and maintenance of facilities and services that are intended to be entirely or predominantly self-supporting through the collection of charges from external customers (such as the Seaport and the Water and Sewer Department)

Enterprise Resource Planning (ERP) - A single integrated financial system with general ledger, accounts receivable, accounts payable, purchasing, project billing, grants management, fixed assets, budget preparation, recruiting, and time reporting modules; the ERP system utilizes a single database so information will be easily shared

Environmentally Endangered Lands Trust Fund (EEL) - Funds derived from an extraordinary property tax levy of three-fourths of one mill above the County's ten-mill cap for two years approved by the voters in 1990 for the purchase and preservation of environmentally sensitive lands

Equitable Distribution Program (EDP) - The process to streamline solicitations for continuing contracts by distributing architectural, engineering, and landscape architecture professional services for construction projects up to \$2 million or studies up to \$200,000 in fees to eligible firms on a rotational basis

Expenditure - A decrease in financial resources for procurement of assets or the cost of goods and/or services received

Final Maturity Date - A date on which the principal amount of a note, draft, bond, or other debt instrument becomes due and payable

Financial Accounting and Management Information System (FAMIS) - A financial accounting general ledger system used by Miami-Dade County

Fiscal Year (FY) - A yearly accounting period, without regard to its relationship to a calendar year; the fiscal year for Miami-Dade County begins on October 1 and ends on September 30

Fixed Rate - An interest rate on a security that does not change for the remaining life of the security

Food and Beverage Tax for Homeless and Domestic Violence - A one percent tax levied Countywide on food and beverages sold by establishments with gross annual revenues exceeding \$400,000 except in the City of Miami Beach, the Village of Bal Harbour and the Town of Surfside, excluding those in hotels and motels; eighty-five percent of the tax proceeds is dedicated for homeless programs and facility construction and fifteen percent is dedicated for domestic violence programs and facility construction and operation

Fringe (or Employee) Benefits - Contributions made by an employer to meet commitments or obligations for employees beyond base pay, including the employers' share of costs for Social Security, pension, and medical and life insurance plans

## GLOSSARY

Full-Time Equivalent Position (FTE) - A position converted to the decimal equivalent based on the annual number of hours in the work schedule in relation to 2,080 hours per year

Fund - A set of self-balancing accounts that are segregated for the purpose of carrying on specific activities or attaining certain objectives, as required by special regulations, restrictions, or limitations

Fund Balance - The excess of assets and revenue over liabilities and expenditures of a fund

Funding Model - A method of allocating and distributing costs of an enterprise level function across the organization

Gainsharing - A system of rewarding groups of employees who work together to improve performance through use of labor, capital, materials and energy; in return for meeting established target performance levels, the employees receive shares of the resultant revenue or savings from performance gains, usually in the form of a cash bonus

Garbage - Any accumulation of animal, fruit/vegetable matter, or any other matter, of any nature whatsoever, which is subject to decay, putrefaction, and the generation of noxious or offensive gases/odors

General Fund - The government accounting fund supported by ad valorem (property) taxes, licenses and permits, service charges, and other general revenues to provide Countywide and Unincorporated area operating services; also referred to as the Operating Fund

General Government Improvement fund (GGIF) - A fund comprised of appropriations provided for same-year selected or emergency construction projects, major equipment purchases, and debt service payments for General Fund supported departments

General Obligation Bond (GOB) - A voter-approved debt pledging the unlimited taxing power of a governmental jurisdiction

Geographic Information System (GIS) - A computerized system capable of assembling, storing, manipulating, analyzing, and displaying geographical referenced information; GIS allows the user to associate information with features on a map to create relationships

Government Finance Officers Association (GFOA) - The professional association of state/provincial and local finance officers in the United States and Canada since 1906

Governmental Accounting Standards Board (GASB) - Organized in 1984 by the Financial Accounting Foundation to establish standards of financial accounting and reporting for state and local governmental entities

Governmental Funds - A category of funds, which include general, special revenue, capital project, and debt service; these funds account for short-term activities and are often compared to the budget

Gross Domestic Product (GDP) - A measure of the amount of the economic production of a particular territory in financial capital terms during a specific time period; GDP is one of the measures of national income and output

## GLOSSARY

Home Investment Partnerships Program (HOME) - A United States Housing and Urban Development (US HUD) formula grant program, established in 1990, for state and local governments to provide affordable housing through acquisition, rehabilitation, and new construction

Homeownership Opportunities for People Everywhere (HOPE VI) - A US HUD competition grant program to establish homeownership of single-family properties through public, private, and non-profit partnerships

Homestead Exemption (HEX) - A \$50,000 property tax exemption applied to the assessed value of a home and granted to every United States citizen or legal resident that has legal or equitable title to real property in the State of Florida and who resides thereon and in good faith makes it their permanent home as of January 1 of each year

Housing Assistance Payment (HAP) - Federal subsidy for rental assistance provided by US HUD for the Section 8 Housing Choice Voucher Program

Housing Quality Standard (HQS) - A set of acceptable conditions for interior living space, building exterior, heating and plumbing systems, and general health and safety; before any rental assistance may be provided, the grantee, or another qualified entity acting on the grantee's behalf (but not the entity providing the housing), must physically inspect each Shelter Plus Care unit to ensure that it meets HQS

Impact Fee - A fee charged on new growth-related development to finance infrastructure capital improvements such as roads, parks, schools, fire and police facilities, or capital purchases to serve the residents or users of such developments

Incorporation - The process by which a new city is formed as a legal entity

Ideate – to form an idea; to imagine or conceive

Indirect Cost - The allocation of overhead costs through an approved cost allocation plan in compliance with applicable federal guidelines

Infrastructure - Public support facilities such as roads, buildings, and water and sewer lines

Input - Input measures normally track resources used by a department (e.g. funding, staff, equipment, etc.) or demand for department services

Interagency Transfer - A transfer of funds from one department to another

Interest Rate - A rate of interest charged for the use of money, usually expressed at an annual rate

Internal Service Funds - Funds that finance and account for the operations of County agencies which provide services to other County agencies, organizations, or other governmental units on a cost-reimbursed basis such as the self-insurance fund

Intra-Agency/Intradepartmental Transfer – A transfer of funds either within the same department and/or within the same fund

## GLOSSARY

Landing Fee - A charge paid by an airline to an airport company for the right to land at a particular airport used to pay for the maintenance or expansion of the airport's buildings, runways, aprons, and taxiways

Law Enforcement Trust Fund (LETF) - Funds derived from law enforcement-related seizures of money and property with allowable uses determined by state and federal laws and regulations

Leachate - Stormwater that has percolated through solid waste

Leadership in Energy and Environmental Design (LEED) - A third party green building certification program, and the nationally accepted benchmark for the design and operation of high performance green buildings and neighborhoods. LEED measures and enhances the design and sustainability of buildings based on a "triple bottom line" approach: economic prosperity, social responsibility, and environmental stewardship

Lean Six Sigma – A method that seeks to improve the quality of manufacturing and business process by identifying and removing the root causes of errors, variations and waste by focusing on outputs that are critical to the customers

Light Emitting Diodes (LED) - A semiconductor device that emits visible light when an electric current passes through it; LED lights have a lower power requirement, higher intensity, and longer life than incandescent and fluorescent illuminating devices

Line Item - The smallest expenditure detail in departmental budgets; the line item also is referred to as an "object," with numerical "object codes" used to identify expenditures in the accounting system; "objects" are further divided into "sub-objects"

Litter - Misplaced solid waste that is tossed or dumped or that is blown by wind and traffic or carried by water

Local Option Gas Tax (LOGT) - A tax levy of up to six cents on each gallon of motor and special fuels sold, which has been imposed by Miami-Dade County in accordance with state law and shared with the municipalities in the County; the LOGT may be utilized only for transportation expenditures including public transportation, roadway and traffic operations, and maintenance; the tax for Miami-Dade County is six cents per gallon

Lot Clearing - The removal of solid waste by means of tractor mowing, chipping, trimming, weed eating, loading, hauling, and light/heavy disposal

Manipulize – An effort to manipulate the outcome of a process by monopolizing all discussion and activities surrounding said process

Medicolegal Investigators - Individuals trained and certified in the standards and practice of death scene investigation

Millage Rate - The rate used in calculating taxes based upon the value of property, expressed in mills; one mill equals \$1.00 of tax for each \$1,000 of property value; the millage rate is the total number of mills of tax assessed

Miscellaneous Construction Contracts (MCC) - A type of contract established to procure competitive, cost effective, quality construction services for miscellaneous and emergency construction projects up to \$5 million through the creation of a pre-qualified pool of contractors as approved by the Board of County Commissioners

## GLOSSARY

Modified Accrual Basis Accounting - A mixture of the cash and accrual basis; the modified accrual basis should be used for governmental funds; to be recognized as a revenue or expenditure, the actual receipt or disbursement of cash must occur soon enough after a transaction or event has occurred to have an impact on current expendable resources; revenues must be both measurable and available to pay for the current period's liabilities; revenues are considered available when collectible either during the current period or after the end of the current period but in time to pay year-end liabilities; expenditures are recognized when a transaction or event is expected to draw upon current expendable resources rather than future resources

Mom and Pop Small Business Grant Program - A grant program created to provide financial and technical assistance to qualified for-profit small businesses that are approved for funding

Multi-Year Capital Improvement Plan - A balanced fiscal plan for governmental capital projects that spans six fiscal years

Net Operating Revenue - Revenue from any regular source; revenue from sales is adjusted for discounts and returns when calculating operating revenue

Net Revenues (through bond transactions) - An amount of money available after subtracting from gross revenues such costs and expenses as may be provided for in the bond contract; costs and expenses most often deducted are operations and maintenance expenses

Ninth-Cent Gas Tax - A locally imposed one cent per gallon tax on motor and special fuel for expenses related to establishing, operating, and maintaining a transportation system

Non-Departmental Expenditures – Expenditures that cannot be directly attributed to any specific department

Operating Budget - A balanced fiscal plan for providing governmental programs and services for a single year

Optionality – The value of additional optional investment opportunities available only after having made an initial investment

Orienteering – A competitive sport, originating in Sweden, that takes skills of map reading and cross-country running, in which competitors race through an unknown area to find various checkpoints by using a compass and topographical map, the winner being the finisher with the lowest elapsed time.

Outcome - Outcome measures focus on program results, effectiveness and service quality, assessing the impact of agency actions on customers, whether individual clients or whole communities (e.g. incidents of fire-related deaths, response time, the crime rate, percentage of residents rating service as good or excellent, percentage of streets that are clean and well-maintained, number of homeless)

Output - Output or workload measures, indicate the amount of work performed on the part of the department (e.g. applications processed, contracts reviewed, tons of garbage collected, and potholes filled)

Parity Basis - Equivalence of a commodity price expressed in one currency to its price expressed in another; equality of purchasing power established by law between different kinds of money at a given ratio

## GLOSSARY

Passenger Facility Charges (PFC) - A charge of up to \$4.50 per enplaned passenger charged locally with Federal Aviation Administration (FAA) authorization for aviation-related capital improvement projects

People's Transportation Plan (PTP) - A plan of improvements to the Miami-Dade County transportation system which includes building rapid transit lines, expanding bus service, adding buses, improving traffic signalization, improving major and neighborhood roads and highways, and funding to municipalities for road and transportation projects; the PTP is funded with proceeds of the one-half percent sales charter county transit system surtax which is overseen by the Citizen's Independent Transportation Trust (CITT) (See Charter County Transit System Sales Surtax)

Performance Measurement - A means, usually quantitative, of assessing the efficiency and effectiveness of departmental work programs; these measures can be found within the various department narratives

Plat - A map showing planned or actual features of an area (streets, buildings, lots, etc.)

Professional Sports Franchise Facilities Tax (PSFFT) - A one percent tax on transient lodging accommodations levied countywide, except in the City of Miami Beach, the Town of Surfside, and the Village of Bal Harbour, dedicated to the development of sports facilities utilized by professional sports franchises

Program Area - A broad function or area of responsibility of government, relating to basic community needs; program areas usually entail a number of organized sets of activities directed towards a general common purpose and may encompass the activities of a number of departments

Projection - An estimation of anticipated revenues, expenditures, or other quantitative data for specific time periods, usually fiscal years

Property Taxes - See Ad Valorem Taxes

Proprietary Department - A department that pays for all or most of its cost of operations from user fees and generally receives little or no property tax support; commonly called "self-supporting" or "enterprise" department

Public Hospital Sales Surtax - A one-half percent surtax on countywide sales, use, rentals, admissions, and other transactions (up to \$5,000 on sales of tangible personal property) for the operation, maintenance, and administration of Jackson Memorial Hospital (JMH); the surtax was approved by a special election held on September 3, 1991 and imposed by Ordinance 91-64 effective January 1, 1992; Chapter 212.055 Florida Statutes, which authorizes the surtax, requires a maintenance of effort contribution representing a fixed percentage (11.873 percent) of Countywide General Fund revenue and a millage equivalent; (also referred to as the JMH surtax or the health care sales surtax)

Qualified Target Industry Program (QTI) - A State-created program that encourages additional high value jobs through tax refunds; businesses which expand existing operations or relocate to the State, are entitled to a tax refund of up to \$3,000 per job or \$6,000 per job if the business is located in an enterprise zone; the County's contribution is 20 percent of the refund

Quality Neighborhoods Improvement Program (QNIP) - A program that addresses infrastructure needs in older, urban neighborhoods, and high growth areas; primarily includes the construction of new sidewalks and repairs to existing sidewalks, including safe route to schools, local and major drainage improvements, road resurfacing, and local park facility improvements

## GLOSSARY

Recidivism - Habitual or chronic relapse of criminal or antisocial offenses

Recyclable - Products or materials that can be collected, separated, and processed to be used as raw materials in the manufacturing of new products

Refunding Bond - A bond issued to refund outstanding bonds, which are bonds that have been issued but have not yet matured or been otherwise redeemed

Replacement Housing Factor – Capital Fund Grants that are awarded to Public Housing Agencies that have removed units from inventory for the sole purpose of developing new public housing units

Resilience - A measure of the sustained ability of a community to utilize available resources to respond to, withstand, and recover from adverse situations

Resource Recovery - A process in which waste is recovered through recycling, waste-to-energy, or composting

Revenue - Funds received from external sources such as taxes, fees, charges for services, special assessments, grants, and other funds collected and received by the County in order to support services provided to the public

Revenue Maximization - Processes, policies, and procedures designed to identify, analyze, develop, implement, and support initiatives that expand and enhance revenue sources, reduce operational and development costs, and improve compliance with federal and state requirements

Revenue Mile - A mile in which a transit vehicle travels while in revenue service

Road Impact Fees (RIF) - Fees collected from new developments or builders of homes and businesses to offset the demands of new development on County infrastructure, specifically County roads

Rolled Back Millage Rate - The millage rate that, when applied to the tax roll for the new year, excluding the value of new construction and any dedicated increment value, would allow the taxing authority to raise the same amount of property tax revenue for the new budget as it estimates to receive in the current year

Ryan White HIV/AIDS Treatment Extension Act of 2009 - Federal legislation created to address the health care and support service needs of people living with HIV disease or AIDS, and their families, in the United States; this legislation was originally enacted in 1990 as the Ryan White Comprehensive AIDS Resources and Emergency (CARE) Act, as reauthorized in 1996, amended in 2000, and reauthorized in 2006 and later in 2009

Scorecard – Graphical display of County department performance measures and associated targets

Secondary Gas Tax - See Constitutional Gas Tax

Security - A specific revenue source or asset of an issuer that is pledged for payment of debt service on a series of bonds, as well as the covenants or other legal provisions protecting the bondholders; credit enhancement is considered additional security for bonds

Service Level - Services or products, which compromise actual or expected output of a given project or program; focus is on results, not measures of workload

## GLOSSARY

Sonovoid Bridge - A fixed bridge with a partially hollow concrete deck

South Florida Regional Transportation Authority (SFRTA) - Established in June 2003 and tasked with the responsibilities to plan, maintain, and operate a transit system and represents a re-designation of the Tri-County Rail Authority

Special Assessment Bonds - A bond issued to finance improvements in special assessment districts with debt service paid by assessments to district residents

Special Assessment District - A geographic area, designated by petition or vote of the residents of that area, in which a particular service is provided exclusively to residents of the area; a special property tax or a special assessment fees pays for these services (also known as a Special Taxing District)

Special Obligation Bond - A bond issued to finance improvements with debt service paid by designated revenues; the full faith and credit of a governmental jurisdiction are not pledged to repay the debt

Special Transportation Service (STS) - A service that provides transportation for persons with disabilities that do not have access to Metrobus, Metrorail, or Metromover

State Housing Initiatives Partnership Program (SHIP) - A State of Florida housing incentive program providing local funding to implement and/or supplement the following programs: housing development, down payment assistance, housing acquisition and rehabilitation, homeownership assistance, and homebuyers counseling and technical assistance

Stormwater - Surface water generated by a storm

Stormwater Utility Fee - A fee assessed on real property established and imposed to finance design, installation, and maintenance of stormwater management systems

Subordinate Special Obligation Bond - A junior bond, secured by a limited revenue source or promise to pay, that is repayable only after the other debt (senior bond) with a higher claim has been satisfied

Surety Bond - An instrument that provides security against a default in payment; surety bonds are sometimes used in lieu of a cash deposit in a debt service reserve fund

Surplus - An excess of assets over the sum of all liabilities

Targeted Jobs Incentive Fund (TJIF) - An initiative of the Beacon Council and Miami-Dade County that encourages additional job creation and investment through tax refunds; businesses which expand existing operations or relocate to Miami-Dade County are entitled to a tax refund of \$3,000 per job, or \$4,500 per job if the business is located in a designated priority area; an alternative capital investment based TJIF award is awarded if the investment, excluding land value, exceeds \$3 million and a minimum number of jobs are created

Targeted Urban Areas (TUA) - Areas which are traditionally the most under-served and underdeveloped neighborhoods in Miami-Dade County; TUA represent portions of Opa-Locka, Florida City, Homestead, Coconut Grove, South Miami, Richmond Heights, Perrine, Princeton, Goulds, Leisure City, Naranja, Little Haiti, Overtown,

## GLOSSARY

Model Cities, Brownsville, Liberty City, Carol City, North Miami, West Little River, 27<sup>th</sup> Avenue Corridor, and 183<sup>rd</sup> Street Corridor

Tax Increment Financing (TIF) - A method used to publicly finance needed public improvements and enhanced infrastructure in a defined area; the purpose is to promote the viability of existing businesses and attract new commercial enterprises

Teen Court Program - A State of Florida Department of Juvenile Justice (DJJ) program created in 1996 and administered by the Miami-Dade Economic Advisory Trust (MDEAT) since 1999; the program provides for teenage student volunteers to decide sentences of juveniles who have admitted breaking the law and offers an opportunity for the juvenile offender to avoid having a delinquency record if all sanctions are honored

Timebox – A verb indicating the creation of a milestone within a larger project or initiative

Tipping Fee - A fee charged to customers for the right of disposing waste by the operators of waste management facilities

Toll Revenue Credits - A revenue from the Florida Department of Transportation (FDOT), primarily used for the operation and maintenance of state highways, which effective FY 1995-96, may be used as an in-kind local match for federal grant dollars; these credits, while able to leverage federal funds, have no real purchasing power

Tourist Development Surtax (TDS) - A two percent Food and Beverage Tax collected on the sale of food and beverages (alcoholic and non-alcoholic) by restaurants, coffee shops, snack bars, wet bars, night clubs, banquet halls, catering or room services, and any other food and beverage facilities in or on the property of a hotel or motel; the Surtax is collected throughout Miami-Dade County, with the exception of facilities located in the cities of Surfside, Bal Harbour, and Miami Beach and is distributed in full to the Greater Miami Convention and Visitors Bureau, less \$100,000 to the Tourist Development Council

Tourist Development Tax (TDT) - A two percent tax collected on the rental amount from any person who rents, leases or lets for consideration any living quarter accommodations in a hotel, apartment hotel, motel, resort motel, apartment motel, rooming house, mobile home park, recreational vehicle park, single family dwelling, beach house, cottage, condominium, or any other sleeping accommodations rented for a period of six months or less; the TDT is collected throughout Miami-Dade County, with the exception of the cities of Surfside, Bal Harbour, and Miami Beach and is distributed to the Greater Miami Convention and Visitors Bureau (60 percent), the Department of Cultural Affairs (20 percent), and to the City of Miami for eligible uses (20 percent)

Transient Lodging (Tourist Tax or Bed Tax) - Charges levied on transient lodging accommodations these include CDT, PSFFT, TDT, and TDS

Transit Corridor - A broad geographic band that follows a general directional flow of travel connecting major origins and destinations of trips and which may contain a number of streets, highways, and transit routes

Trash - Any accumulation of paper, packing material, rags or wooden or paper boxes or containers, sweepings and all other accumulations of a nature other than garbage, which are usual to housekeeping and to the operation of commercial establishments

## GLOSSARY

True-up - The methodology used to calculate an adjustment, either increase or decrease, made to a wholesale water or wastewater customer invoice from the previous fiscal year and carried forward in the upcoming fiscal year due to a difference between the actual audited cost and budgeted cost for the previous period

Trust Funds - Accounts designated such by law or the County which record receipts for spending on specified purposes; expenditures from trust funds do not require annual appropriations

Undesignated Fund Balance - Funds which are remaining from the prior fiscal year, which are available for appropriation and expenditure in the current fiscal year

Unincorporated Municipal Service Area (UMSA) - The area of Miami-Dade County which is not incorporated or within the boundaries of any municipality; the County has a full range of municipal powers and responsibilities with respect to the unincorporated area of the County, including the power to tax for such traditional municipal services as local police patrol and neighborhood parks; services are provided and taxes applied exclusively in the unincorporated area of the County; residents of municipalities receive similar services directly from their respective city governments

Urban Development Boundary (UDB) - A service line drawn by the County that separates urban service delivery areas from the rural areas; inside the UDB is the urban side and outside the UDB is the rural side; the area outside the UDB in South Miami-Dade County is designated agriculture on the land use map; by County code, once the UDB is moved, no new agriculture can be established on the new properties that are now inside the UDB

User Access Program (UAP) - A revenue source for supporting the procurement related activities of goods and services by deducting two percent from each vendor's invoice for goods and services utilized by County departments; the program also applies to other non-County agencies that have an agreement in place to access County established contracts; jurisdictions forward 1.5 percent of the proceeds collected from the 2 percent deduction and keep 0.5 percent

Utility Service Fee - A service fee imposed on water and sewer customers, pursuant to the Code of Miami-Dade County, to cover the cost of environmental services and regulations related to water and sewer services and groundwater quality

Waste disposal - Disposal of solid waste through landfill, incineration, composting, or resource recovery

Waste transfer - Transfer of solid waste after collection or drop-off to a disposal or resource recovery facility or landfill

Wastewater - Used water and/or storm runoff that must be cleaned before being released back into the environment

Water reuse - Involves subjecting domestic wastewater, giving it a high degree of treatment, and using the resulting high-quality reclaimed water for a new, beneficial purpose

Weatherize - An action of preparing a structure to withstand the natural elements

## INDEX

### A

Accounting, 54  
    Accrual Basis Of, 59  
Acronyms, 397-406  
Administrative Office of the Courts (AOC), 41, 71  
Ad Valorem Taxes, 52, 58, 355-6, 363  
Advanced Traffic Management System, 76, 117, 324  
After School Film Institute, 74  
Aggregate Millage, 48, 58  
Animal Services, 7-8, 41, 53, 67, 77, 93, 136, 171, 201, 251, 265-66, 271, 275  
Audit and Management Services (AMS), 42, 72, 94, 98, 136, 148, 177  
Aviation Department, 68, 105-110, 167, 175-76, 224-25, 276-78, 360-61

### B

Beach Maintenance, 76, 192, 232, 275, 351  
Beach Renourishment, 7, 266, 315  
Board of County Commissioners (BCC), 8, 37, 40-5, 53, 66, 91, 96, 136, 148, 172, 175  
Boot Camp, 73, 188  
Budget-In-Brief, 15  
Budget Process, 44, 60  
Building Better Communities General Obligation Bond Program, 7, 47, 68, 76, 267, 280, 315, 321, 326, 329-342  
Business Planning, 43

### C

Capital Budget, 22, 24, 60, 63, 68, 230, 319-342  
Capital Expenditure Summary, 317-18  
Capital Improvement Fund, 278-79, 285-90  
Capital Revenue Summary, 313-16  
Certified Public Expenditure (CPE), 73  
Children and Special Needs Center, 71  
Citizens' Independent Transportation Trust (CITT), 116, 196  
Code Enforcement, 24, 39, 70, 74, 182  
Commission Auditor see Office of the Commission Auditor  
Commission on Ethics and Public Trust, 42, 53, 78, 94, 136, 187  
Communications Department, 42, 53, 78, 86, 94, 98, 136, 146, 176

Community Action and Human Services (CAHSD), 41, 53, 71, 94, 136, 266, 271, 275  
Community-Based Organizations (CBOs), 21, 24, 70, 346-49  
Compressed Natural Gas (CNG), 7, 74  
Computer Aided Dispatch (CAD), 76, 176, 275  
Convention Development Tax (CDT), refer to Tourist Taxes  
Cooperative Extension, 49  
Corrections and Rehabilitation Department (MDCR), 41, 73, 75, 91, 136, 188, 201, 204, 265, 270  
Countywide Infrastructure Investment Plan (CIIP), 8, 71, 75, 77  
Credit and Collections, 79, 182  
Cultural Affairs Department, 41, 67, 74-75, 92, 136, 190, 192, 194, 206, 265, 275-76

### D

Debt Capacity, 353

### E

Executive Summary, 23  
Early Head Start, 71, 266  
Elections Department, 40, 42, 53, 78, 94, 136, 204, 347, 256, 264-66  
Emergency Management, 72, 115, 169, 187, 191, 205  
Environmentally Endangered Lands (EEL), 7, 78, 175, 183  
Enterprise Resource Planning, 7-8, 78, 271, 275

### F

Finance Department, 42, 53, 74, 79, 178, 265, 267  
Financial Outlook, 80-119  
Financial Policies, 54  
Fire Rescue Department (MDFR), 53, 68, 89, 91, 136, 187, 204, 263, 265  
Fire Rescue District, 39, 48, 51, 59-60, 63, 67, 80-81, 167-68, 269  
Fit2Lead, 7, 71  
Fit2Play, 7, 71  
Funds  
    Fiduciary, 47, 52  
    Government Accounting, 413  
    Proprietary Funds, 47, 51

Food and Beverage Tax, 193, 351, also see  
Tourist Taxes  
Food Programs, 70,72, 310

## **G**

Gantry Cranes, 73, 111  
Generally Accepted Accounting Principles  
(GAAP), 54, 59  
Government Finance Officers Association  
(GFOA), 4  
Government Structure, 40  
Governmental Accounting Standards Board  
(GASB), 54, 59  
General Government Improvement Fund  
(GGIF), 53, 343-44  
Greater Miami Service Corps (GMSC), 71

## **H**

Head Start, 7, 71, 266  
Historic Preservation Revolving Loan Fund, 310  
Homeless Trust, 41, 53, 72, 193, 206, 351  
Human Resources Department, 42, 53, 79, 94,  
98, 136, 148, 177, 181, 266

## **I**

Information Technology Department (ITD), 50,  
76, 136, 178, 182, 265, 271  
Inspector General, see Office of the Inspector  
General  
Internal Services Department (ISD), 42, 53, 79,  
94, 98, 136, 148, 275

## **J**

Jackson Memorial Hospital, 51, 280, 363  
Jail Management System (JMS), 73  
Judicial Administration, 53, 91, 136, 184  
Juvenile Services Department (JSD), 41, 53, 91,  
136, 189, 205

## **L**

Library District, 48, 51, 53, 58-59, 92, 100, 104,  
183  
Library Department (MDPLS), 41, 53, 71, 75  
Local Requirements, 41, 71

## **M**

Managed Care, 72, 86  
Measure, 24, 43, 45-6, 55, 57

Medical Examiner Department, 41, 53, 68, 75,  
91, 136, 178, 264-65, 275  
Miami-Dade County Charter, 40  
Miami-Dade County Code of Ordinances, 54  
Miami-Dade Economic Advocacy Trust  
(MDEAT), 53, 72, 74, 93, 136, 171, 186  
Miami International Airport (MIA), 7, 51, 68, 73,  
105, 169, 187, 224  
Millage Rates, 25, 47-48, 54-55, 57-58, 61, 66-  
7, 81  
Million Trees Miami, 7, 77  
Monitor, 43  
Mosquito Control, 41, 71, 93

## **N**

Neat Streets Miami (NSM), 77, 276  
Neighborhood Safety Initiative (NSI), 77, 265,  
269

## **O**

Office of the Clerk, 41, 53, 74, 91  
Office of the Commission Auditor, 55, 60, 72  
Office of Management and Budget (OMB), 42,  
53, 60, 75, 94, 98, 136, 148, 175, 178, 206,  
267  
Office of the Inspector General (OIG), 42, 53, 79,  
94, 136, 187  
Office of the Mayor, 41, 53, 91, 96, 136, 148  
Operating Budget, 18-9, 24, 48, 50, 63, 166-  
229, 284-90  
Outstanding Debt, 355-368

## **P**

Parks, Recreation and Open Spaces (PROS), 41,  
52-53, 67, 74, 92, 97, 136, 148, 180, 192,  
194, 197-98, 264-65, 267, 270, 273, 275-76  
People's Transportation Plan (PTP), 8, 72, 81,  
116, 195-96, 267, 271-72  
Pet Adoption and Protection Center (PAPC), 77  
Planning, (Strategic and Business), 41, 43  
Police Department (MDPD), 40-41, 48-49, 53,  
73-4, 91, 96, 136, 148, 171-72, 176-77,  
188, 202, 205  
PortMiami, 7, 73, 105, 110-112  
Position Changes, 27  
Property Taxes, 18-9, 47, 52, 61, 65-67, 80, 83,  
89-90, 167, 283  
Public Defender's Office (PD), 74

Public Health Trust, 41, 47, 51-2, 59, 94, 136, 229, 231, 265-66, 310, 356, 369-70  
Public Housing and Community Development (PHCD), 41, 52, 53, 136, 225-27, 265, 279  
Public Service Tax, 86, 266

## **R**

Regulatory and Economic Resources (RER), 41, 48, 50, 53, 75, 77-78, 93, 98, 136, 148, 174-75, 179, 183, 189-91, 201, 204, 266, 270, 275, 346  
Resilience 305 Plan, 23  
Resilience Scorecard, 8, 24, 46  
Resources Recovery Facility, 115  
Results-Oriented Governing, 43  
Revenue Capacity, 352  
Revenue Sharing, 84, 87, 102-03, 134, 146, 194, 200, 306, 308, 350

## **S**

Sales Tax, 18-9, 65, 84-5, 87-8, 102-03, 134, 146, 199-200, 283, 306, 308, 350, 358  
School Crossing Guard Program, 49, 188-9  
Seaport Department, 41, 51, 53, 59, 63, 67-8, 80, 110-12, 137, 196-7, 272-3  
Secondary Gas Tax, 112, 180, 222, 267, 316, 350  
Solid Waste Management (DSWM), 41, 51, 53, 67, 80, 93, 115, 136, 170, 187, 198-9, 273-75, 346  
South Dade Transit Way Corridor, 118  
Special Revenue Funds, 47, 51  
State Attorney's Office, 71, 77  
Strategic Plan Objectives, 71-5, 373-75  
Strategic Miami Area Rapid Transit (SMART) Plan, 69, 74, 116-18, 195, 272, 325  
Super Bowl LIV, 73, 77, 92, 310

## **T**

Table of Organization, 10  
Taxes, Gas 350  
Tax Collector, 40, 52, 66, 80, 160, 173, 289  
Tax Increment Financing (TIF), 93, 98, 311-12  
Transient Lodging and Food and Beverage Taxes (also known as Tourist Taxes), 351  
Transportation and Public Works (DTPW), 41, 48, 50-1, 53, 71-7, 92, 97, 116-17, 136, 148, 173, 175, 191, 195-6, 267-8, 271-2, 371-2

Transportation Infrastructure Improvement District (TIID), 117-18  
Transportation Planning Organization, 116  
Trash and Recycling Centers (TRCs), 51, 77, 115  
Tourist Taxes, 68  
Truth in Millage (TRIM), 57, 61  
Two-Tier Federation, 37

## **V**

Vision Zero Network, 70, 76  
Voted Debt, 48

## **W**

Waste Collection Fees, 51, 67  
Water and Sewer Department, 51, 53, 67, 76-7, 113-14, 187, 227-8, 278-9, 346

## **Y**

Youth and Community Safety Initiative, 74

## **Z**

Zoo Miami, 58, 180, 194





MIAMIDADE.GOV OR CALL 311